

Data Path : Z:\svoasrv\HPCHEM1\BNA_P\Data\BP081423\
 Data File : BP016569.D
 Acq On : 14 Aug 2023 19:33
 Operator : MA/JU
 Sample : 03965-09
 Misc :
 ALS Vial : 19 Sample Multiplier: 1

Instrument :
 BNA_P
 ClientSampleId :
 A48H9

Quant Time: Aug 14 23:40:42 2023
 Quant Method : Z:\svoasrv\HPCHEM1\BNA_P\Methods\SFAM-EPA-BP081423.MA.M
 Quant Title : SVOA CALIBRATION
 QLast Update : Mon Aug 14 18:26:05 2023
 Response via : Initial Calibration

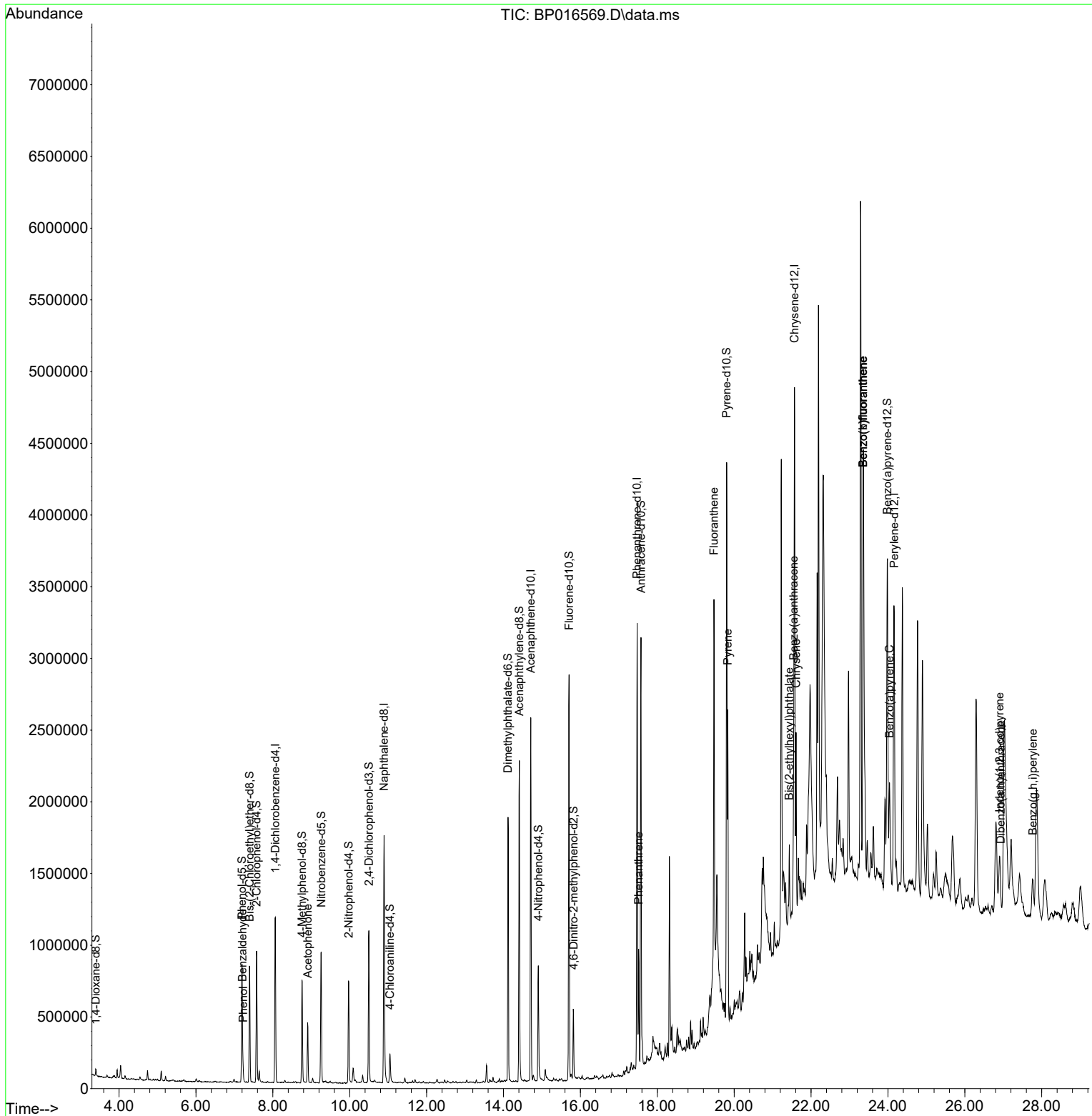
Compound	R.T.	QIon	Response	Conc	Units	Dev(Min)
Internal Standards						
1) 1,4-Dichlorobenzene-d4	8.064	152	303104	20.000	ng/ul	0.00
20) Naphthalene-d8	10.893	136	1346935	20.000	ng/ul	0.00
38) Acenaphthene-d10	14.710	164	795493	20.000	ng/ul	0.00
64) Phenanthrene-d10	17.475	188	1725089	20.000	ng/ul	0.00
79) Chrysene-d12	21.569	240	1470648	20.000	ng/ul	0.00
88) Perylene-d12	24.163	264	1528125	20.000	ng/ul	0.00
System Monitoring Compounds						
3) 1,4-Dioxane-d8	3.393	96	27351	3.429	ng/uL	0.00
4) Pyridine-d5	3.840	84	435	0.018	ng/ul	0.00
7) Phenol-d5	7.199	99	457221	16.362	ng/ul	0.00
9) Bis-(2-Chloroethyl)eth...	7.393	67	361450	19.639	ng/ul	0.00
11) 2-Chlorophenol-d4	7.575	132	399941	19.927	ng/ul	0.00
15) 4-Methylphenol-d8	8.764	113	268286	12.074	ng/ul	0.00
21) Nitrobenzene-d5	9.258	128	205885	21.724	ng/ul	0.00
24) 2-Nitrophenol-d4	9.975	143	205180	22.794	ng/ul	0.00
28) 2,4-Dichlorophenol-d3	10.499	165	362133	20.443	ng/ul	0.00
31) 4-Chloroaniline-d4	11.046	131	112903	3.715	ng/ul	0.00
46) Dimethylphthalate-d6	14.116	166	1153863	20.054	ng/ul	0.00
49) Acenaphthylene-d8	14.410	160	1365187	21.021	ng/ul	0.00
54) 4-Nitrophenol-d4	14.904	143	177173	15.116	ng/ul	0.00
60) Fluorene-d10	15.704	176	1040792	21.218	ng/ul	0.00
65) 4,6-Dinitro-2-methylph...	15.822	200	88056	10.730	ng/ul	0.00
73) Anthracene-d10	17.575	188	1556191	20.855	ng/ul	0.00
81) Pyrene-d10	19.804	212	1784299	23.155	ng/ul	0.00
92) Benzo(a)pyrene-d12	23.986	264	1570359	21.443	ng/ul	0.00
Target Compounds						
6) Benzaldehyde	7.211	77	20055	1.302	ng/ul	99
8) Phenol	7.228	94	45591	1.526	ng/ul	97
16) Acetophenone	8.905	105	211678	5.899	ng/ul	99
72) Phenanthrene	17.516	178	441075	4.853	ng/ul	100
80) Fluoranthene	19.475	202	1346217	14.637	ng/ul	99
82) Pyrene	19.834	202	1131197	11.648	ng/ul	97
85) Benzo(a)anthracene	21.551	228	542267	5.486	ng/ul	97
86) Bis(2-ethylhexyl)phtha...	21.433	149	168253	2.963	ng/ul#	99
87) Chrysene	21.610	228	714022	7.720	ng/ul	98
90) Benzo(b)fluoranthene	23.351	252	1005147	11.047	ng/ul#	92
91) Benzo(k)fluoranthene	23.351	252	1005147	11.135	ng/ul#	93
93) Benzo(a)pyrene	24.039	252	572827	6.674	ng/ul	97
94) Indeno(1,2,3-cd)pyrene	26.904	276	446090	4.404	ng/ul	97
95) Dibenzo(a,h)anthracene	26.933	278	103902	1.232	ng/ul#	90
96) Benzo(g,h,i)perylene	27.768	276	387680	4.808	ng/ul	98

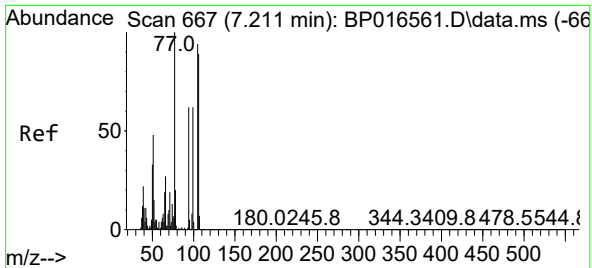
(#) = qualifier out of range (m) = manual integration (+) = signals summed

Data Path : Z:\svoasrv\HPCHEM1\BNA_P\Data\BP081423\
 Data File : BP016569.D
 Acq On : 14 Aug 2023 19:33
 Operator : MA/JU
 Sample : 03965-09
 Misc :
 ALS Vial : 19 Sample Multiplier: 1

Instrument :
 BNA_P
 ClientSampleId :
 A48H9

Quant Time: Aug 14 23:40:42 2023
 Quant Method : Z:\svoasrv\HPCHEM1\BNA_P\Methods\SFAM-EPA-BP081423.MA.M
 Quant Title : SVOA CALIBRATION
 QLast Update : Mon Aug 14 18:26:05 2023
 Response via : Initial Calibration



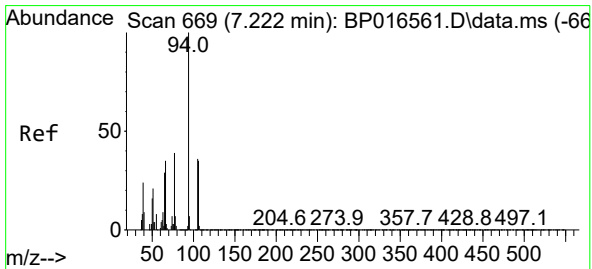
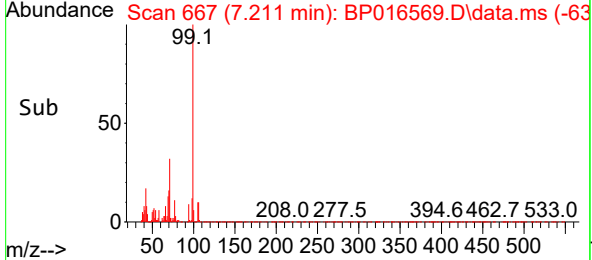
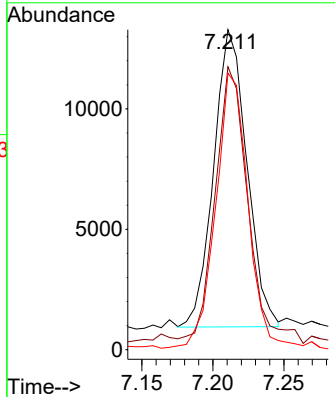
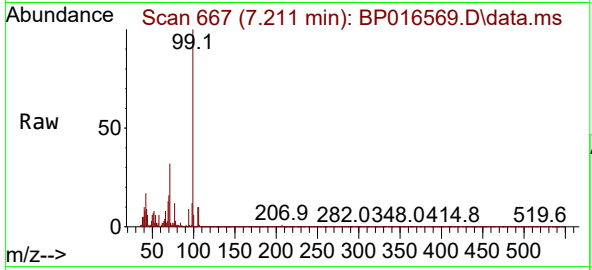


#6
 Benzaldehyde
 Concen: 1.302 ng/uI
 RT: 7.211 min Scan# 60
 Delta R.T. 0.000 min
 Lab File: BP016569.D
 Acq: 14 Aug 2023 19:33

Instrument : BNA_P
 ClientSampleId : A48H9

Tgt Ion: 77 Resp: 20055

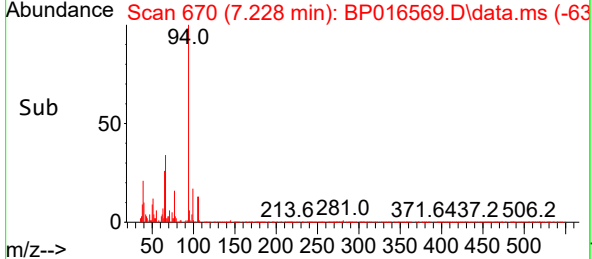
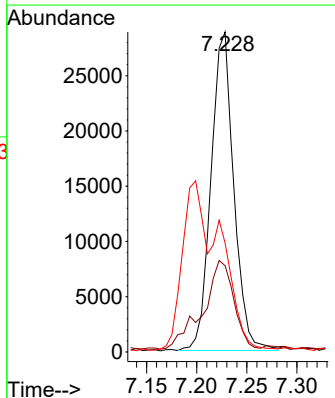
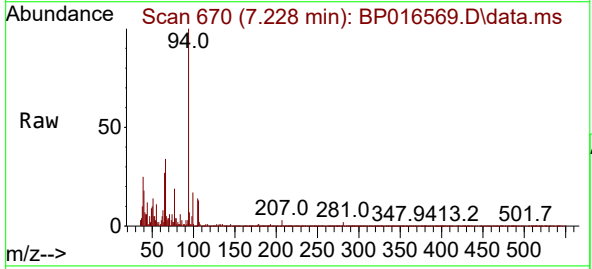
Ion	Ratio	Lower	Upper
77	100		
105	88.4	71.8	107.6
106	86.5	70.2	105.2

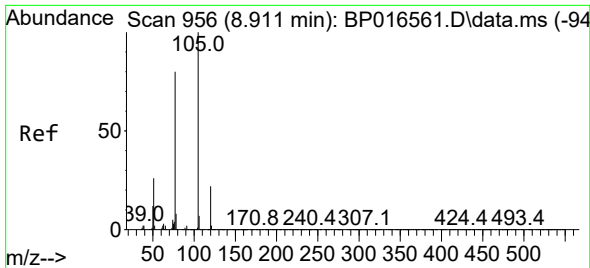


#8
 Phenol
 Concen: 1.526 ng/uI
 RT: 7.228 min Scan# 670
 Delta R.T. 0.006 min
 Lab File: BP016569.D
 Acq: 14 Aug 2023 19:33

Tgt Ion: 94 Resp: 45591

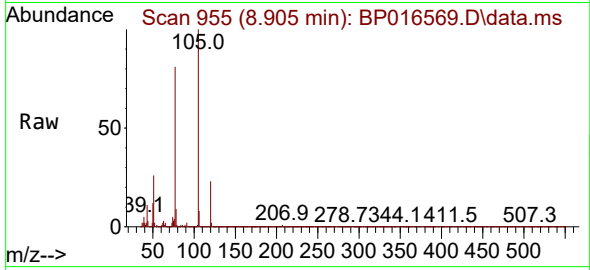
Ion	Ratio	Lower	Upper
94	100		
65	27.0	22.3	33.5
66	34.1	28.7	43.1



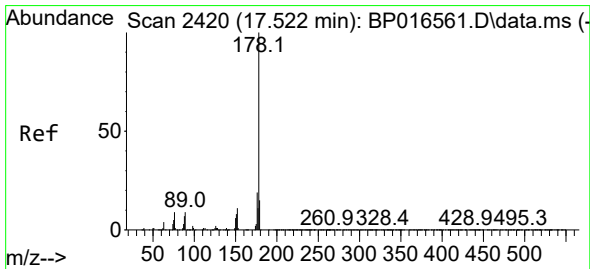
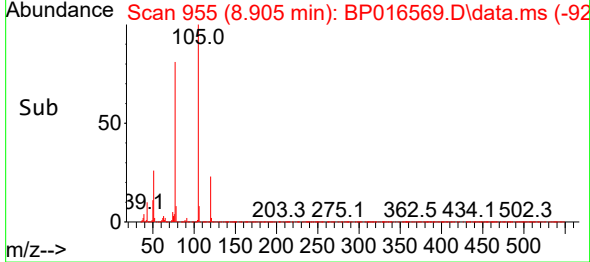
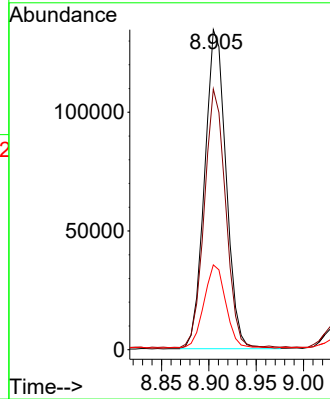


#16
 Acetophenone
 Concen: 5.899 ng/u1
 RT: 8.905 min Scan# 91
 Delta R.T. -0.006 min
 Lab File: BP016569.D
 Acq: 14 Aug 2023 19:33

Instrument :
 BNA_P
 ClientSampleId :
 A48H9

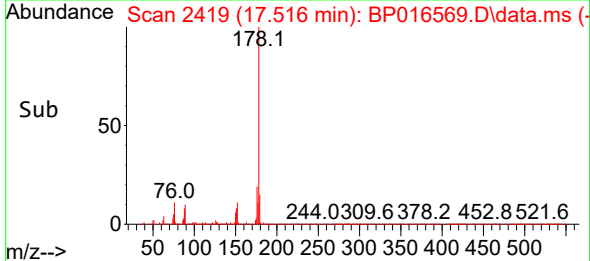
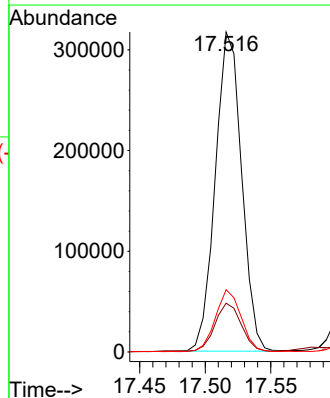
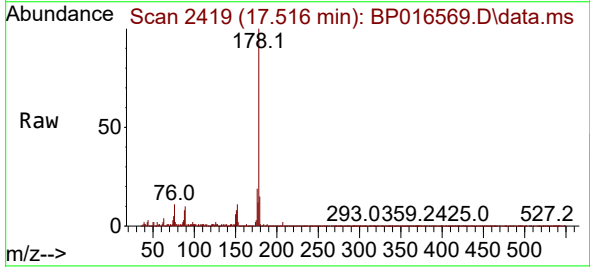


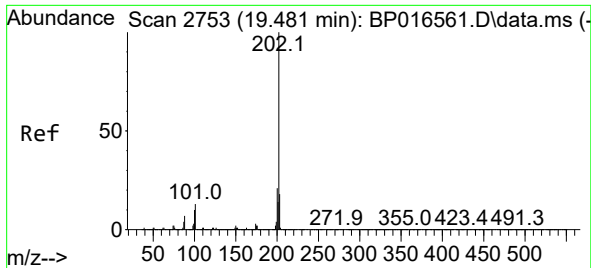
Tgt Ion:105 Resp: 211678
 Ion Ratio Lower Upper
 105 100
 77 81.4 64.4 96.6
 51 26.5 21.2 31.8



#72
 Phenanthrene
 Concen: 4.853 ng/u1
 RT: 17.516 min Scan# 2419
 Delta R.T. -0.006 min
 Lab File: BP016569.D
 Acq: 14 Aug 2023 19:33

Tgt Ion:178 Resp: 441075
 Ion Ratio Lower Upper
 178 100
 179 15.3 12.4 18.6
 176 19.5 15.5 23.3



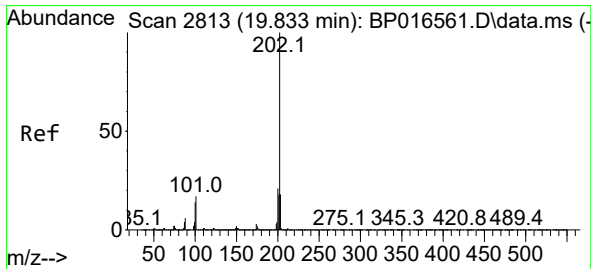
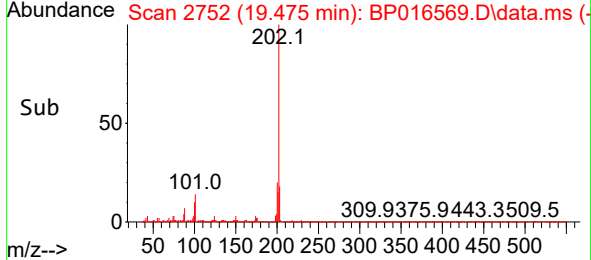
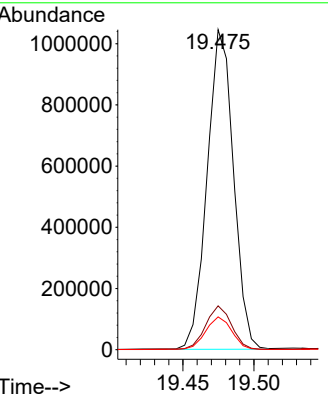
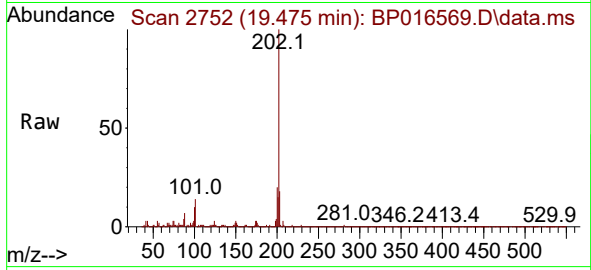


#80
 Fluoranthene
 Concen: 14.637 ng/uI
 RT: 19.475 min Scan# 2752
 Delta R.T. -0.006 min
 Lab File: BP016569.D
 Acq: 14 Aug 2023 19:33

Instrument :
 BNA_P
 ClientSampleId :
 A48H9

Tgt Ion:202 Resp: 1346217

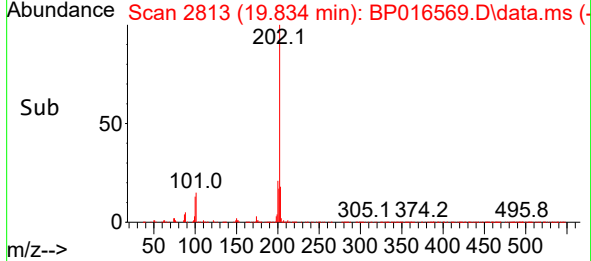
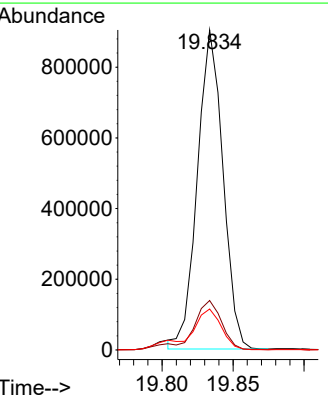
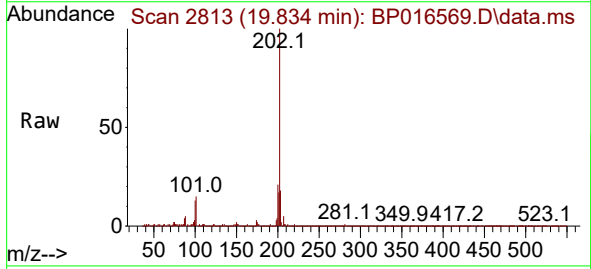
Ion	Ratio	Lower	Upper
202	100		
101	13.7	10.6	16.0
100	10.3	8.1	12.1

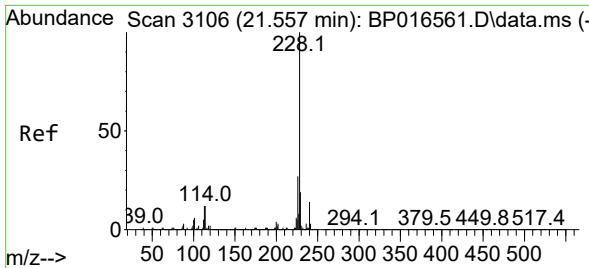


#82
 Pyrene
 Concen: 11.648 ng/uI
 RT: 19.834 min Scan# 2813
 Delta R.T. 0.000 min
 Lab File: BP016569.D
 Acq: 14 Aug 2023 19:33

Tgt Ion:202 Resp: 1131197

Ion	Ratio	Lower	Upper
202	100		
101	15.4	13.4	20.2
100	12.8	11.0	16.4



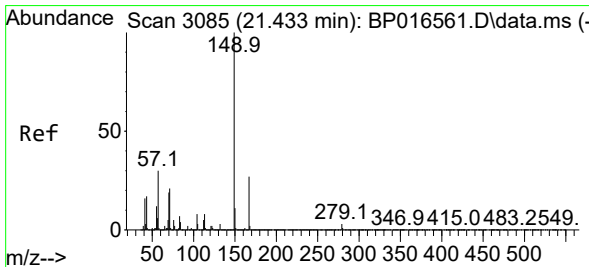
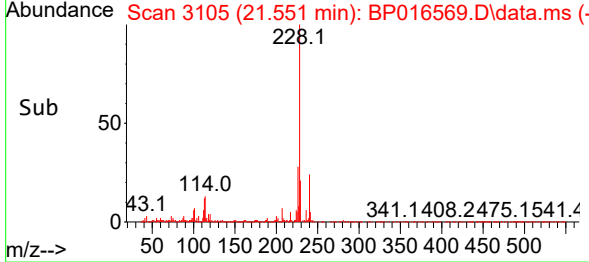
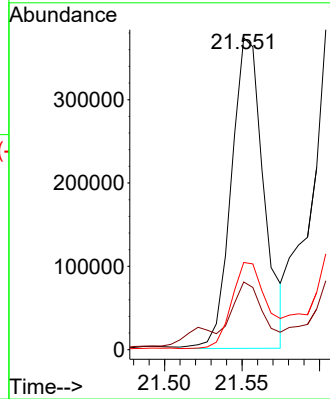
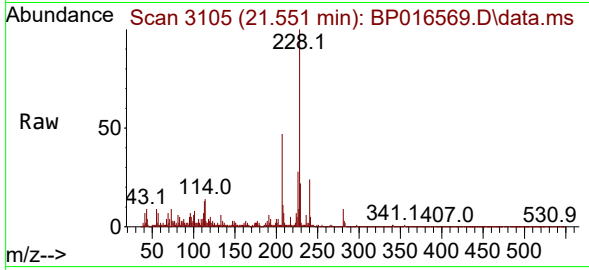


#85
 Benzo(a)anthracene
 Concen: 5.486 ng/ul
 RT: 21.551 min Scan# 3105
 Delta R.T. -0.006 min
 Lab File: BP016569.D
 Acq: 14 Aug 2023 19:33

Instrument :
 BNA_P
 ClientSampleId :
 A48H9

Tgt Ion:228 Resp: 542267

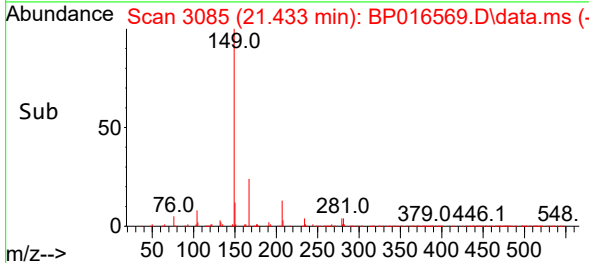
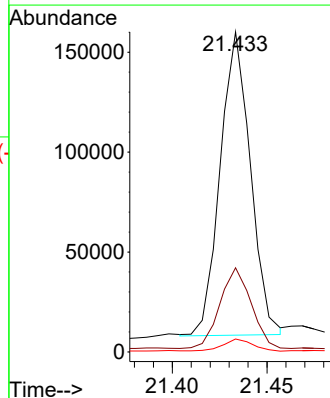
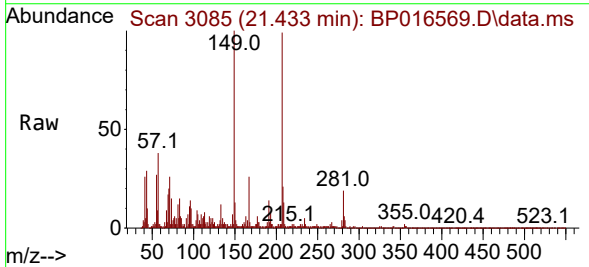
Ion	Ratio	Lower	Upper
228	100		
229	21.7	15.8	23.6
226	27.9	21.8	32.6

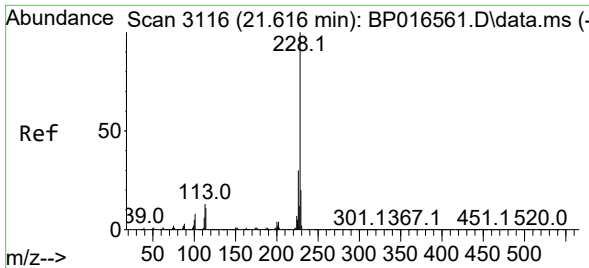


#86
 Bis(2-ethylhexyl)phthalate
 Concen: 2.963 ng/ul
 RT: 21.433 min Scan# 3085
 Delta R.T. 0.000 min
 Lab File: BP016569.D
 Acq: 14 Aug 2023 19:33

Tgt Ion:149 Resp: 168253

Ion	Ratio	Lower	Upper
149	100		
167	26.3	20.9	31.3
279	4.1	2.6	4.0#

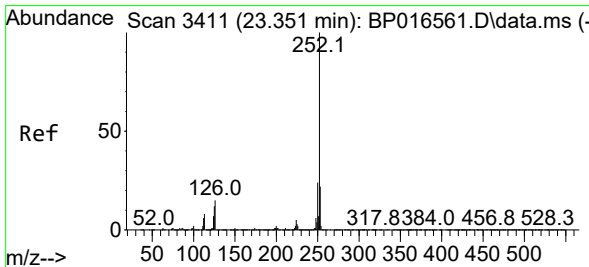
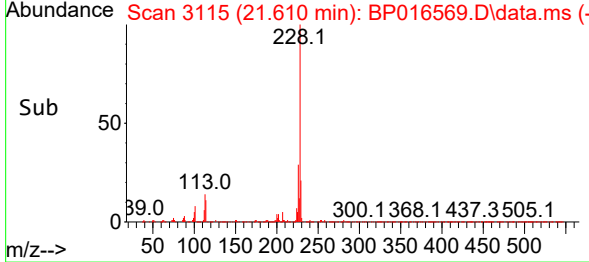
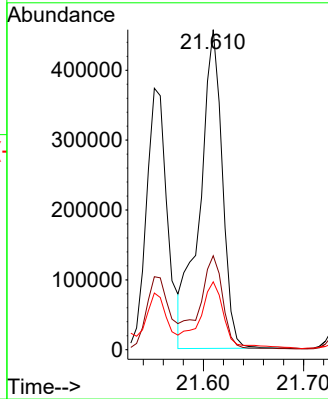
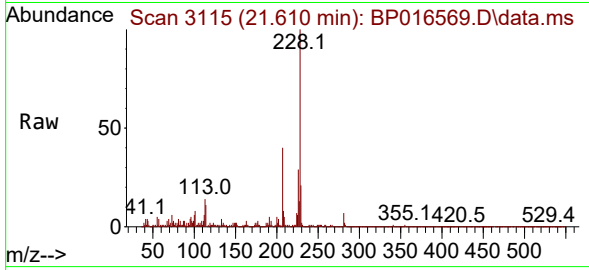




#87
 Chrysene
 Concen: 7.720 ng/ul
 RT: 21.610 min Scan# 3116
 Delta R.T. 0.000 min
 Lab File: BP016569.D
 Acq: 14 Aug 2023 19:33

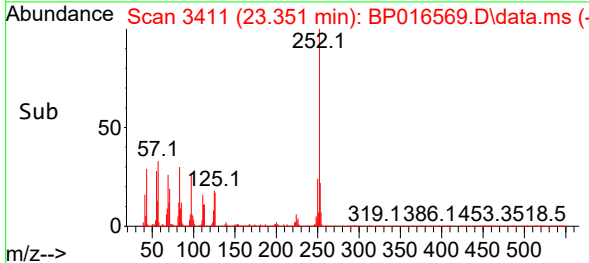
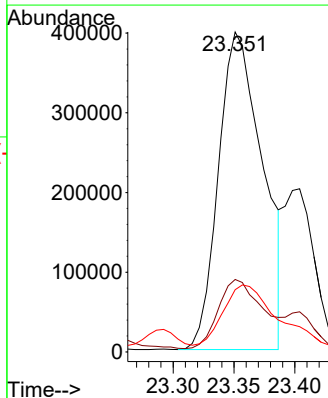
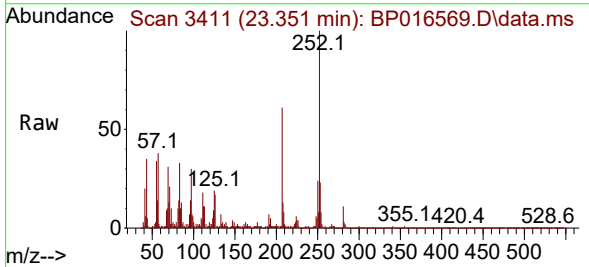
Instrument : BNA_P
 Client SampleId : A48H9

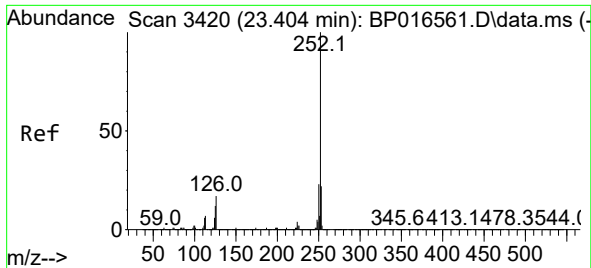
Tgt Ion	Resp	Lower	Upper
228	100		
226	29.3	24.6	36.8
229	21.2	16.4	24.6



#90
 Benzo(b)fluoranthene
 Concen: 11.047 ng/ul
 RT: 23.351 min Scan# 3411
 Delta R.T. 0.000 min
 Lab File: BP016569.D
 Acq: 14 Aug 2023 19:33

Tgt Ion	Resp	Lower	Upper
252	100		
253	22.6	17.4	26.2
125	19.4	10.0	15.0

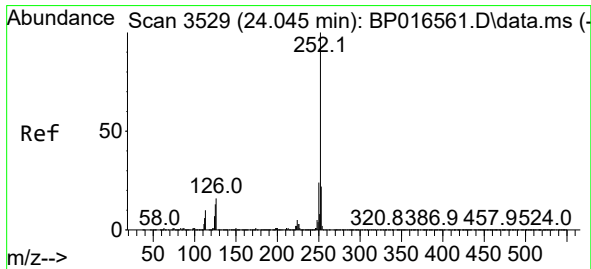
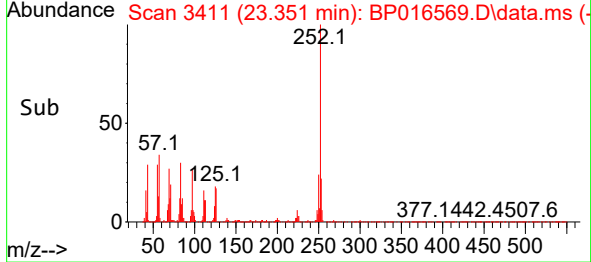
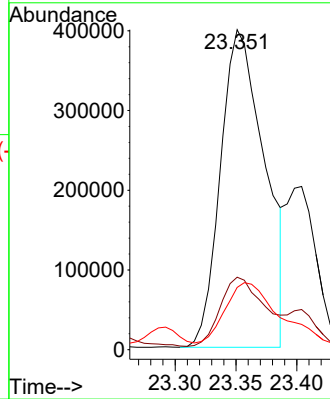
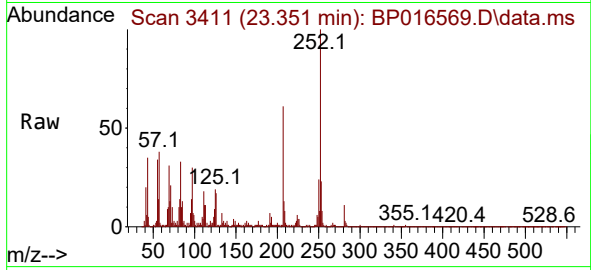




#91
 Benzo(k)fluoranthene
 Concen: 11.135 ng/u1
 RT: 23.351 min Scan# 3411
 Delta R.T. -0.053 min
 Lab File: BP016569.D
 Acq: 14 Aug 2023 19:33

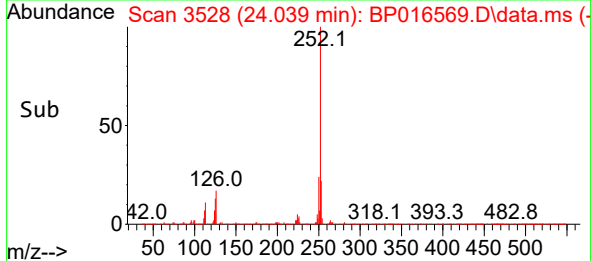
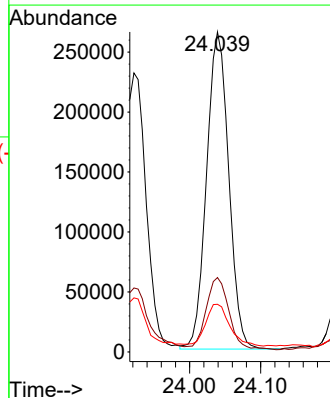
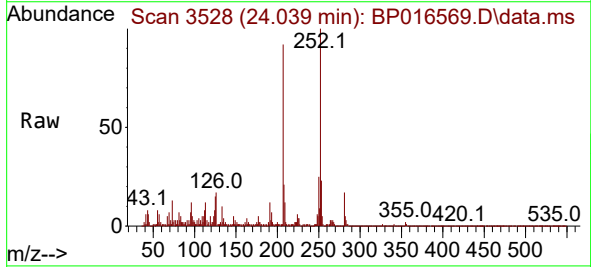
Instrument :
 BNA_P
 ClientSampleId :
 A48H9

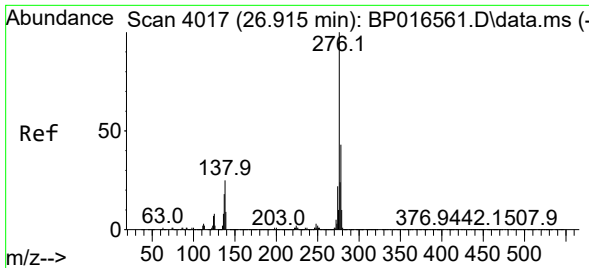
Tgt Ion:252 Resp: 1005147
 Ion Ratio Lower Upper
 252 100
 253 22.6 18.0 27.0
 125 19.4 9.8 14.8#



#93
 Benzo(a)pyrene
 Concen: 6.674 ng/u1
 RT: 24.039 min Scan# 3528
 Delta R.T. 0.000 min
 Lab File: BP016569.D
 Acq: 14 Aug 2023 19:33

Tgt Ion:252 Resp: 572827
 Ion Ratio Lower Upper
 252 100
 253 23.3 17.7 26.5
 125 14.9 10.6 15.8



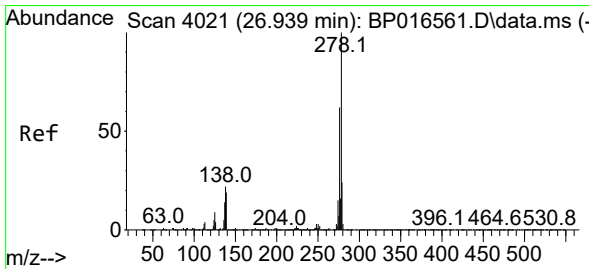
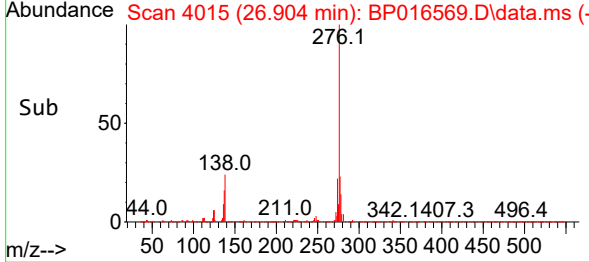
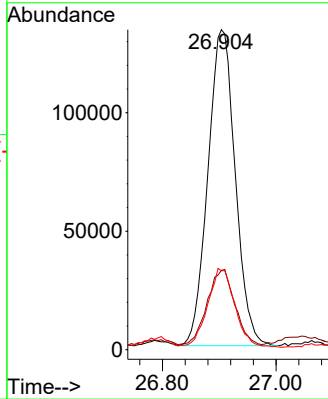
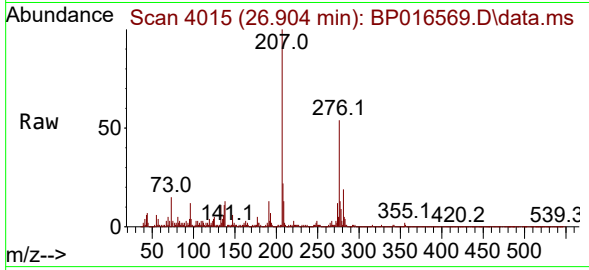


#94
 Indeno(1,2,3-cd)pyrene
 Concen: 4.404 ng/uI
 RT: 26.904 min Scan# 4015
 Delta R.T. -0.006 min
 Lab File: BP016569.D
 Acq: 14 Aug 2023 19:33

Instrument :
 BNA_P
 ClientSampleId :
 A48H9

Tgt Ion: 276 Resp: 446090

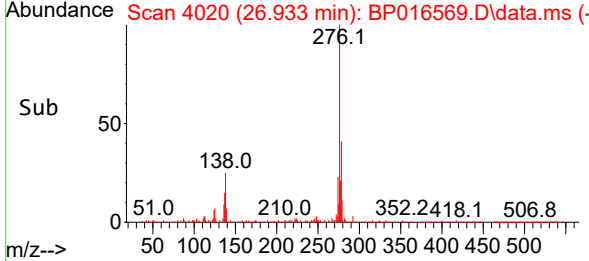
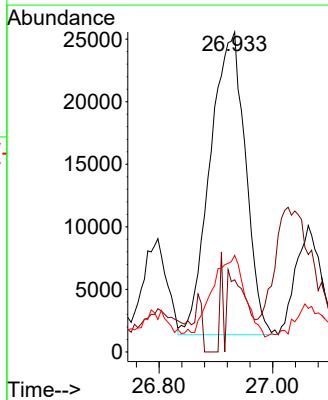
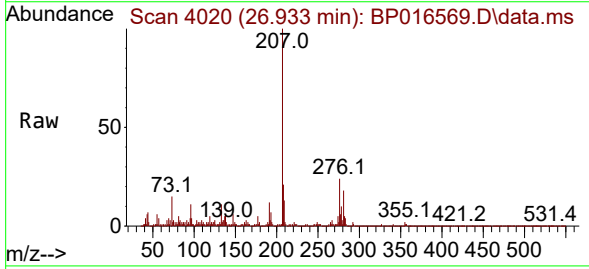
Ion	Ratio	Lower	Upper
276	100		
138	24.8	21.7	32.5
277	24.7	19.5	29.3

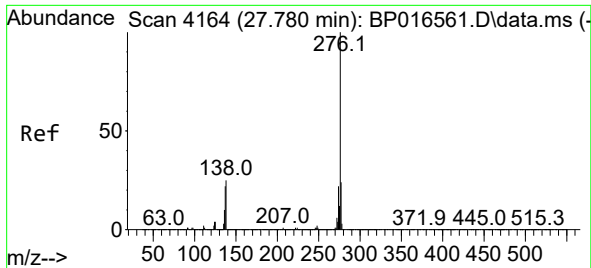


#95
 Dibenzo(a,h)anthracene
 Concen: 1.232 ng/uI
 RT: 26.933 min Scan# 4020
 Delta R.T. -0.006 min
 Lab File: BP016569.D
 Acq: 14 Aug 2023 19:33

Tgt Ion: 278 Resp: 103902

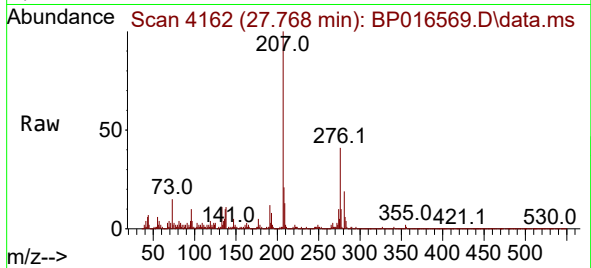
Ion	Ratio	Lower	Upper
278	100		
139	22.6	15.5	23.3
279	30.2	19.1	28.7





#96
 Benzo(g,h,i)perylene
 Concen: 4.808 ng/ul
 RT: 27.768 min Scan# 4162
 Delta R.T. -0.006 min
 Lab File: BP016569.D
 Acq: 14 Aug 2023 19:33

Instrument :
 BNA_P
 ClientSampleId :
 A48H9



Tgt Ion: 276 Resp: 387680
 Ion Ratio Lower Upper
 276 100
 138 26.0 21.5 32.3
 277 25.1 19.3 28.9

