

Data Path : Z:\SVOASRV\HPCHEM1\BNA\_P\DATA\BP083119\  
 Data File : BP000036.D  
 Acq On : 31 Aug 2019 10:49  
 Operator : HP/JU  
 Sample : MDL-W-BL-05  
 Misc : 4PPM  
 ALS Vial : 24 Sample Multiplier: 1

Instrument :  
 ClientSampleId :  
 MDL-W-BL-05

Quant Time: Aug 31 14:43:23 2019  
 Quant Method : Z:\SVOASRV\HPCHEM1\BNA\_P\METHODS\8270-BP083019.M  
 Quant Title : ASP BNA STANDARDS FOR 5 POINT CALIBRATION  
 QLast Update : Fri Aug 30 17:47:17 2019  
 Response via : Initial Calibration

Internal Standards	R.T.	QIon	Response	Conc	Units	Dev(Min)
1) 1,4-Dichlorobenzene-d4	6.89	152	470884	20.00	ng	0.00
21) Naphthalene-d8	8.17	136	1715125	20.00	ng	0.00
39) Acenaphthene-d10	9.94	164	937500	20.00	ng	0.00
64) Phenanthrene-d10	11.43	188	1696501	20.00	ng	0.00
76) Chrysene-d12	14.10	240	1422546	20.00	ng	-0.01
87) Perylene-d12	15.63	264	1527872	20.00	ng	0.00

## System Monitoring Compounds

5) 2-Fluorophenol	5.52	112	3617225	122.50	ng	0.00
7) Phenol-d6	6.52	99	4512549	121.05	ng	0.00
23) Nitrobenzene-d5	7.45	82	2496848	89.33	ng	0.00
42) 2,4,6-Tribromophenol	10.73	330	1074697	136.00	ng	0.00
45) 2-Fluorobiphenyl	9.26	172	4797977	85.47	ng	0.00
79) Terphenyl-d14	13.04	244	5742825	87.99	ng	0.00

## Target Compounds

						Qvalue
2) 1,4-Dioxane	2.66	88	65	0.005	ng	# 1
3) Pyridine	3.45	79	275	0.008	ng	# 1
4) n-Nitrosodimethylamine	3.37	42	403	0.034	ng	# 1
6) Aniline	6.55	93	244	0.005	ng	# 1
8) 2-Chlorophenol	6.68	128	1467	0.048	ng	# 8
9) Benzaldehyde	6.52	77	7759	0.338	ng	# 2
10) Phenol	6.52	94	1191	0.029	ng	# 1
11) bis(2-Chloroethyl)ether	6.66	93	5752	0.176	ng	# 1
12) 1,3-Dichlorobenzene	6.84	146	118	0.003	ng	# 56
13) 1,4-Dichlorobenzene	6.92	146	113	0.003	ng	# 34
14) 1,2-Dichlorobenzene	7.05	146	505	0.015	ng	# 1
15) Benzyl Alcohol	7.05	79	44085	1.613	ng	# 44
16) 2,2'-oxybis(1-Chloropropan	7.17	45	201	0.006	ng	# 1
17) 2-Methylphenol	7.12	107	62	0.002	ng	# 1
18) Hexachloroethane	7.40	117	128	0.010	ng	# 36
19) n-Nitroso-di-n-propylamine	7.45	70	321130	15.136	ng	# 77
20) 3+4-Methylphenols	7.28	107	233	0.007	ng	# 32
22) Acetophenone	7.29	105	314	0.008	ng	# 40
24) Nitrobenzene	7.45	77	7879	0.260	ng	# 34
25) Isophorone	7.45	82	2497039	42.279	ng	# 66
26) 2-Nitrophenol	7.79	139	35	0.003	ng	# 1
27) 2,4-Dimethylphenol	7.85	122	101	0.004	ng	# 94
28) bis(2-Chloroethoxy)methane	8.07	93	178	0.005	ng	# 92
29) 2,4-Dichlorophenol	8.02	162	11	0.000	ng	# 1
30) 1,2,4-Trichlorobenzene	8.12	180	96	0.003	ng	# 37
31) Naphthalene	8.20	128	441	0.006	ng	# 94
32) Benzoic acid	7.90	122	50	8.064	ng	# 1
33) 4-Chloroaniline	8.24	127	102	0.003	ng	# 1
34) Hexachlorobutadiene	8.04	225	8	0.001	ng	# 92
35) Caprolactam	8.61	113	119	0.014	ng	# 1
36) 4-Chloro-3-methylphenol	8.71	107	187	0.007	ng	# 69
37) 2-Methylnaphthalene	8.89	142	247	0.004	ng	# 68
38) 1-Methylnaphthalene	8.99	142	171	0.003	ng	# 82
40) 1,2,4,5-Tetrachlorobenzene	9.06	216	22	0.001	ng	# 32

Data Path : Z:\SVOASRV\HPCHEM1\BNA\_P\DATA\BP083119\  
 Data File : BP000036.D  
 Acq On : 31 Aug 2019 10:49  
 Operator : HP/JU  
 Sample : MDL-W-BL-05  
 Misc : 4PPM  
 ALS Vial : 24 Sample Multiplier: 1

Instrument :  
 ClientSampleId :  
 MDL-W-BL-05

Quant Time: Aug 31 14:43:23 2019  
 Quant Method : Z:\SVOASRV\HPCHEM1\BNA\_P\METHODS\8270-BP083019.M  
 Quant Title : ASP BNA STANDARDS FOR 5 POINT CALIBRATION  
 QLast Update : Fri Aug 30 17:47:17 2019  
 Response via : Initial Calibration

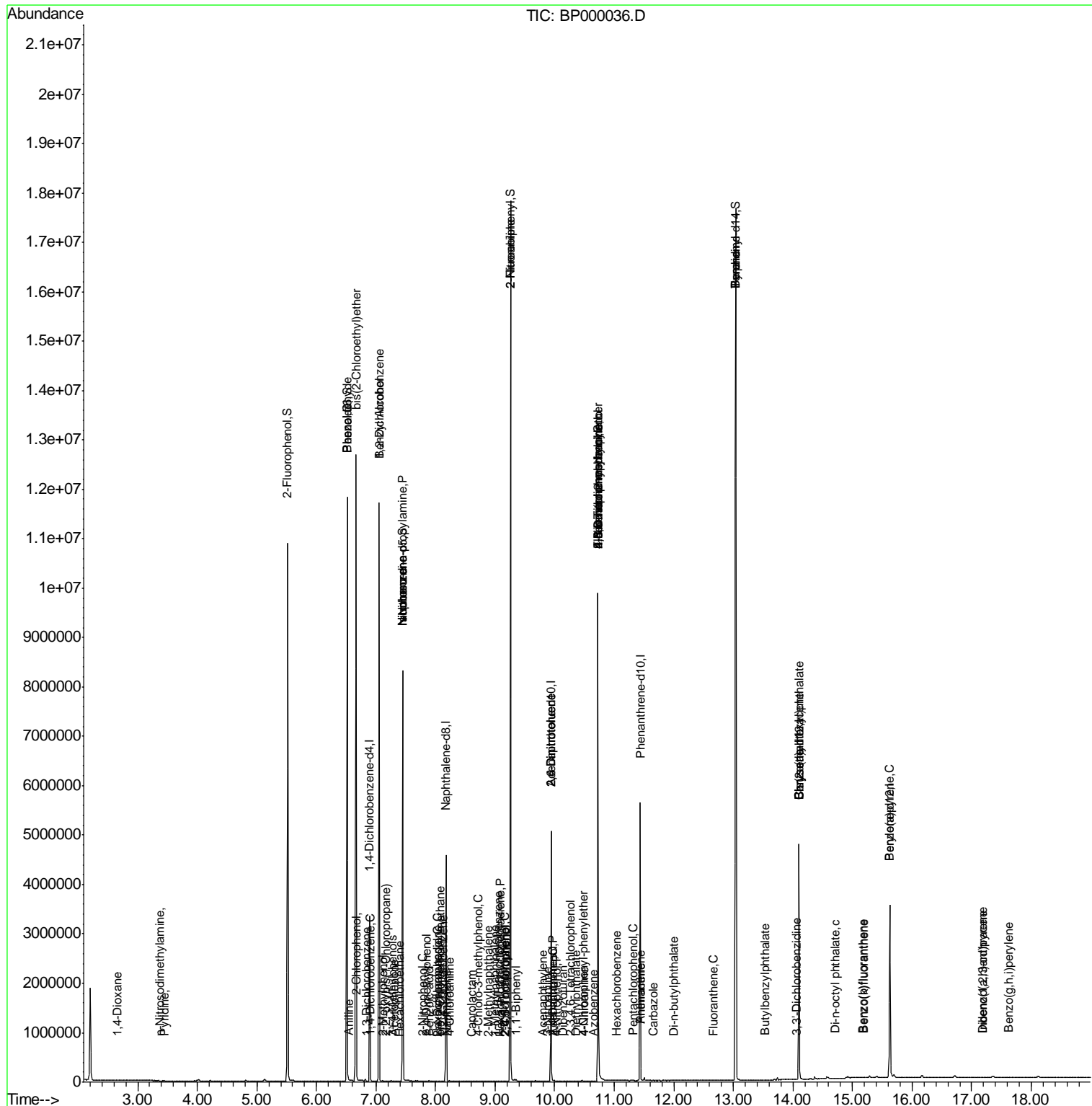
Internal Standards	R.T.	QIon	Response	Conc	Units	Dev(Min)
41) Hexachlorocyclopentadiene	9.09	237	19	0.001	ng	80
43) 2,4,6-Trichlorophenol	9.17	196	14	0.001	ng #	84
44) 2,4,5-Trichlorophenol	9.19	196	56	0.003	ng #	1
46) 1,1'-Biphenyl	9.36	154	9139	0.138	ng	97
47) 2-Chloronaphthalene	9.17	162	43	0.001	ng	97
48) 2-Nitroaniline	9.26	65	7604	0.512	ng #	1
49) Acenaphthylene	9.80	152	314	0.004	ng #	76
51) 2,6-Dinitrotoluene	9.94	165	123103	9.078	ng #	30
52) Acenaphthene	9.97	154	455	0.009	ng #	76
53) 3-Nitroaniline	9.88	138	54	0.003	ng #	1
54) 2,4-Dinitrophenol	9.97	184	44	8.656	ng #	1
55) Dibenzofuran	10.14	168	190	0.003	ng #	63
56) 4-Nitrophenol	10.03	139	45	0.004	ng #	1
57) 2,4-Dinitrotoluene	9.94	165	123126	7.112	ng #	21
58) Fluorene	10.73	166	60952	1.115	ng #	89
59) 2,3,4,6-Tetrachlorophenol	10.26	232	19	0.001	ng #	1
60) Diethylphthalate	10.35	149	381	0.006	ng #	83
61) 4-Chlorophenyl-phenylether	10.48	204	46	0.002	ng #	1
62) 4-Nitroaniline	10.49	138	15	0.001	ng #	70
63) Azobenzene	10.65	77	346	0.006	ng #	18
65) 4,6-Dinitro-2-methylphenol	10.73	198	3643	8.192	ng #	1
66) n-Nitrosodiphenylamine	10.73	169	40787	0.809	ng #	44
67) 4-Bromophenyl-phenylether	10.73	248	80480	4.668	ng #	1
68) Hexachlorobenzene	11.04	284	62	0.003	ng #	1
69) Atrazine	11.18	200	14	Below Cal		90
70) Pentachlorophenol	11.31	266	17	0.002	ng	93
71) Phenanthrene	11.45	178	703	0.008	ng	96
72) Anthracene	11.45	178	703	0.008	ng	97
73) Carbazole	11.66	167	182	0.002	ng #	75
74) Di-n-butylphthalate	12.00	149	597	0.006	ng #	80
75) Fluoranthene	12.66	202	256	0.003	ng	89
77) Benzidine	13.04	184	94338	1.922	ng #	95
78) Pyrene	13.04	202	23489	0.224	ng #	72
80) Butylbenzylphthalate	13.52	149	139	0.003	ng #	1
81) Benzo(a)anthracene	14.10	228	3938	0.043	ng #	66
82) 3,3'-Dichlorobenzidine	14.05	252	24	0.001	ng #	43
83) Chrysene	14.10	228	3938	0.045	ng #	63
84) Bis(2-ethylhexyl)phthalate	14.10	149	428	0.007	ng #	1
85) Di-n-octyl phthalate	14.72	149	179	0.002	ng #	1
86) Indeno(1,2,3-cd)pyrene	17.18	276	20	0.000	ng #	20
88) Benzo(b)fluoranthene	15.17	252	133	0.001	ng #	1
89) Benzo(k)fluoranthene	15.19	252	54	0.001	ng #	72
90) Benzo(a)pyrene	15.63	252	5555	0.066	ng #	86
91) Dibenzo(a,h)anthracene	17.19	278	27	0.000	ng #	47
92) Benzo(g,h,i)perylene	17.63	276	95	0.001	ng #	75

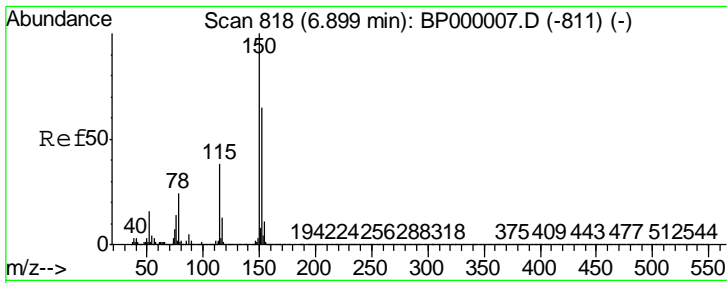
(#) = qualifier out of range (m) = manual integration (+) = signals summed

Data Path : Z:\SVOASRV\HPCHEM1\BNA\_P\DATA\BP083119\  
 Data File : BP000036.D  
 Acq On : 31 Aug 2019 10:49  
 Operator : HP/JU  
 Sample : MDL-W-BL-05  
 Misc : 4PPM  
 ALS Vial : 24 Sample Multiplier: 1

Instrument :  
 Client Sampled :  
 MDL-W-BL-05

Quant Time: Aug 31 14:43:23 2019  
 Quant Method : Z:\SVOASRV\HPCHEM1\BNA\_P\METHODS\8270-BP083019.M  
 Quant Title : ASP BNA STANDARDS FOR 5 POINT CALIBRATION  
 QLast Update : Fri Aug 30 17:47:17 2019  
 Response via : Initial Calibration

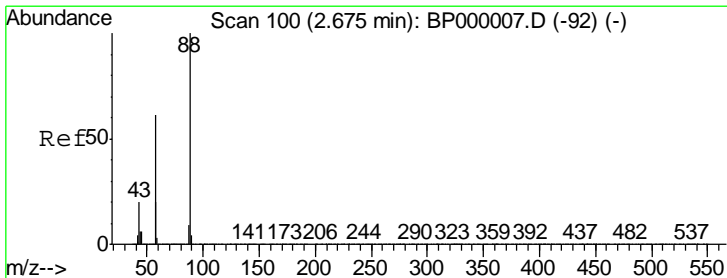
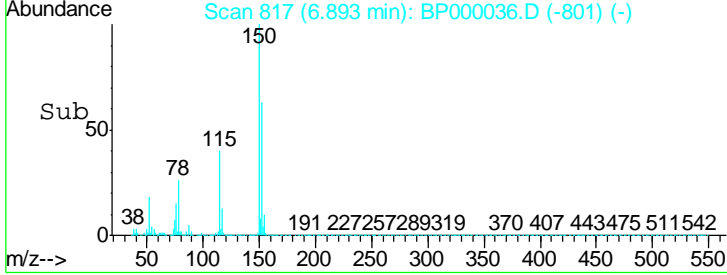
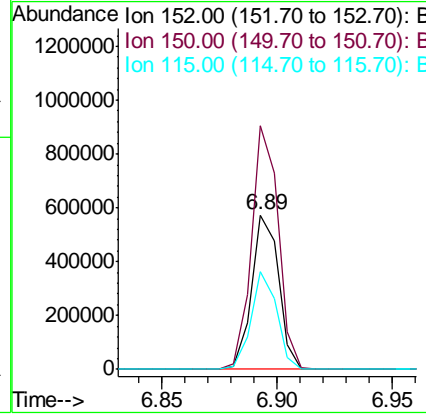
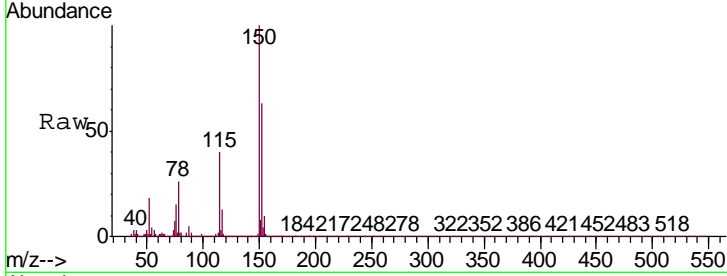




#1  
 1,4-Dichlorobenzene-d4  
 Concen: 20.000 ng  
 RT: 6.89 min Scan# 817  
 Delta R.T. -0.01 min  
 Lab File: BP000036.D  
 Acq: 31 Aug 2019 10:49

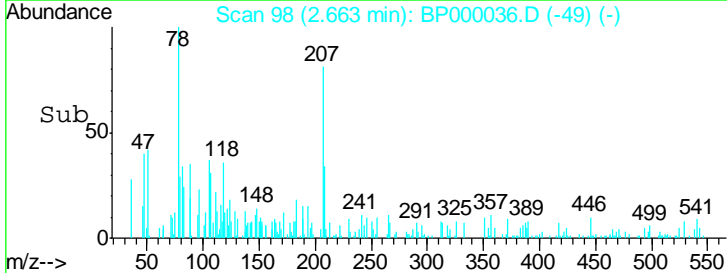
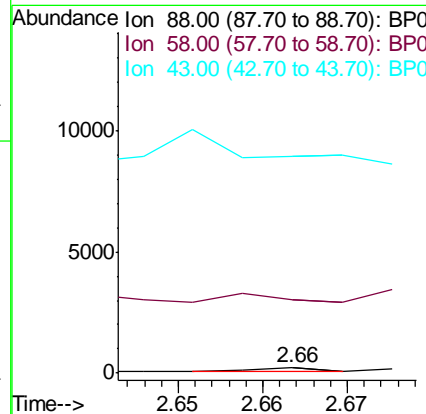
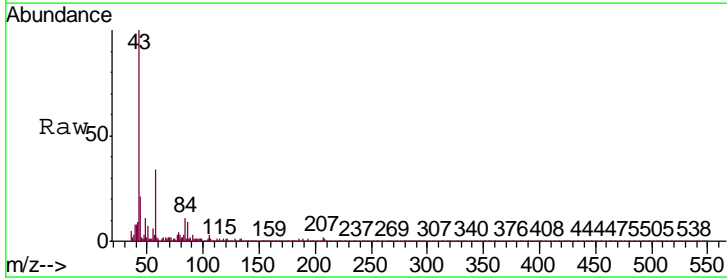
Instrument :  
 Client Sampled :  
 MDL-W-BL-05

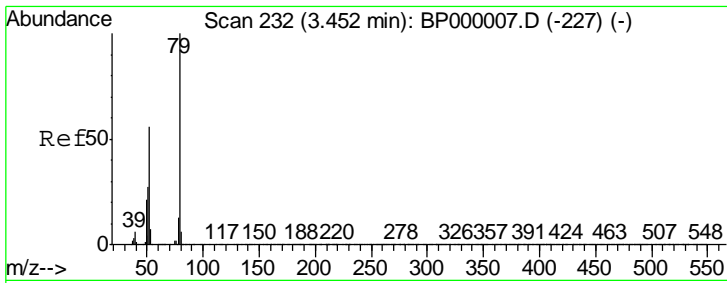
Tgt Ion	Resp	Lower	Upper
152	470884		
152	100		
150	157.7	123.0	184.6
115	63.0	46.7	70.1



#2  
 1,4-Dioxane  
 Concen: 0.005 ng  
 RT: 2.66 min Scan# 98  
 Delta R.T. -0.01 min  
 Lab File: BP000036.D  
 Acq: 31 Aug 2019 10:49

Tgt Ion	Resp	Lower	Upper
88	65		
88	100		
58	598.5	49.8	74.8#
43	0.0	16.9	25.3#

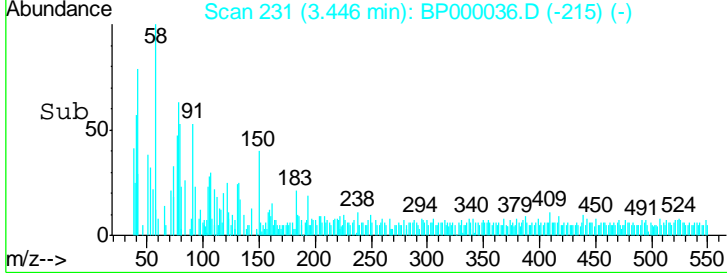
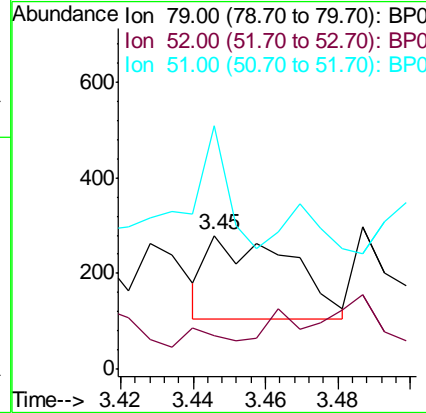
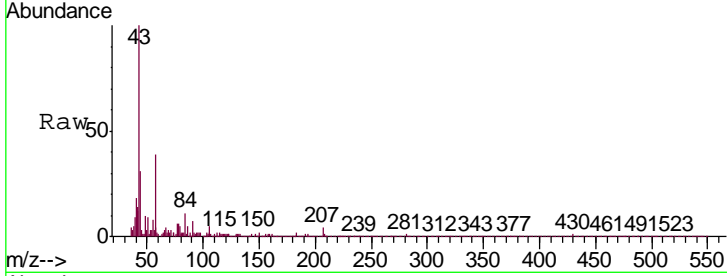




#3  
 Pyridine  
 Concen: 0.008 ng  
 RT: 3.45 min Scan# 231  
 Delta R.T. -0.01 min  
 Lab File: BP000036.D  
 Acq: 31 Aug 2019 10:49


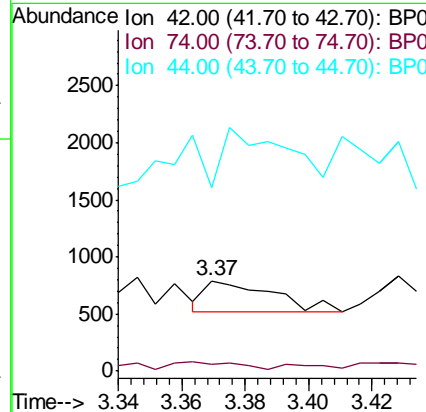
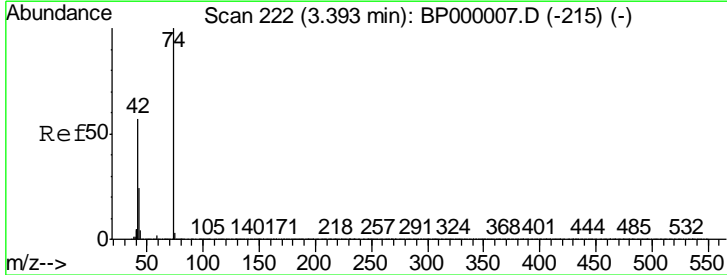
Instrument :  
 Client Sampled :  
 MDL-W-BL-05

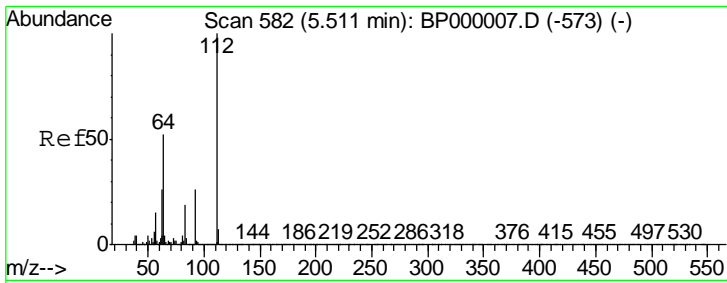
Tgt Ion	Resp	Lower	Upper
79	100		
52	25.4	44.5	66.7#
51	182.1	21.8	32.6#



#4  
 n-Nitrosodimethylamine  
 Concen: 0.034 ng  
 RT: 3.37 min Scan# 218  
 Delta R.T. -0.02 min  
 Lab File: BP000036.D  
 Acq: 31 Aug 2019 10:49

Tgt Ion	Resp	Lower	Upper
42	100		
74	7.8	139.9	209.9#
44	201.8	6.9	10.3#

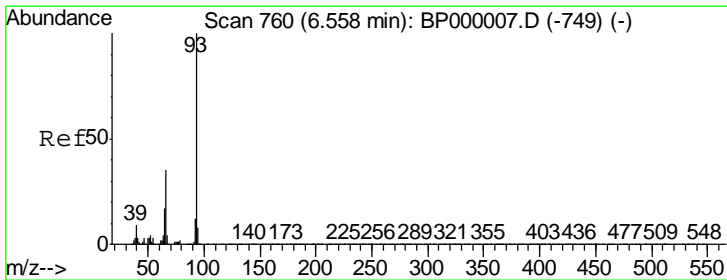
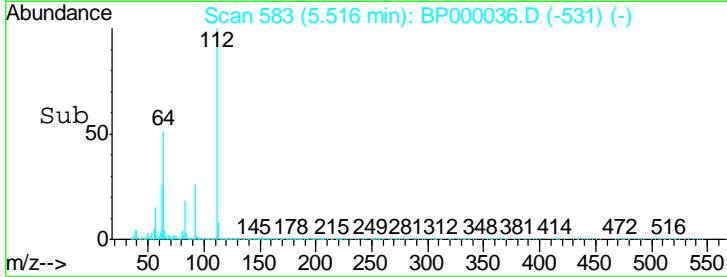
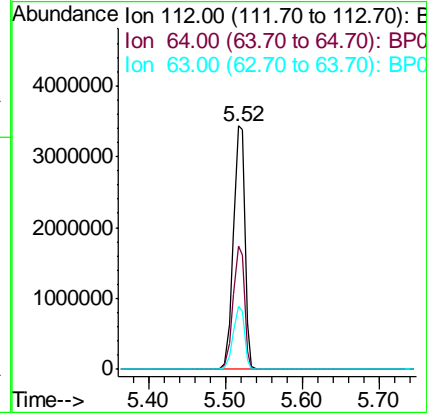
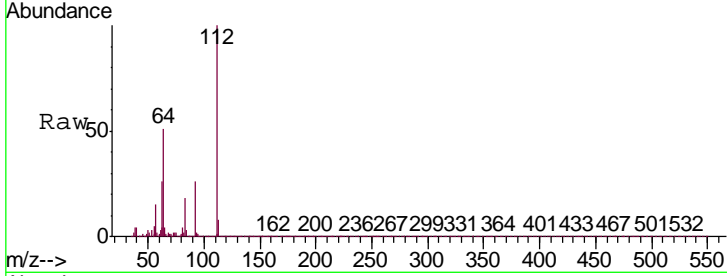




#5  
 2-Fluorophenol  
 Concen: 122.495 ng  
 RT: 5.52 min Scan# 583  
 Delta R.T. 0.01 min  
 Lab File: BP000036.D  
 Acq: 31 Aug 2019 10:49

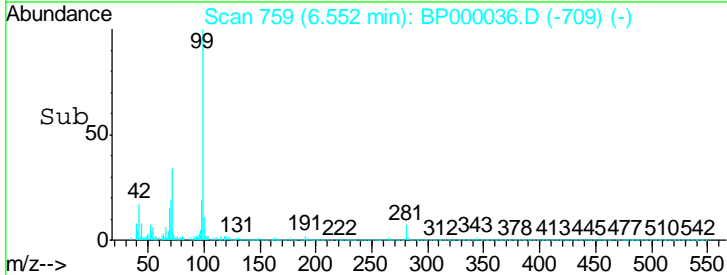
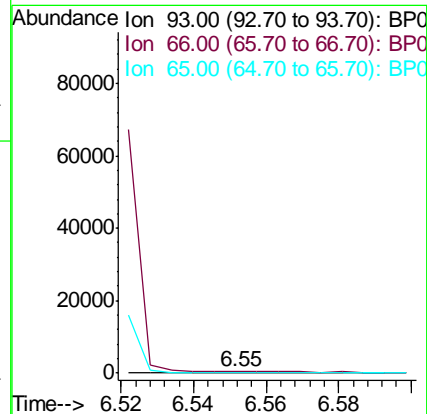

Instrument :  
 ClientSampleId :  
 MDL-W-BL-05

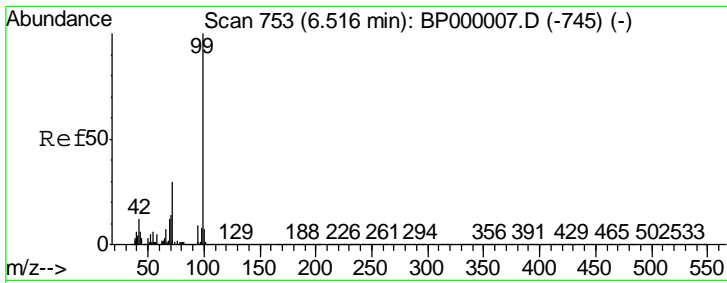
Tgt Ion	Resp	Lower	Upper
112	3617225		
Ion Ratio			
112	100		
64	50.9	41.8	62.8
63	25.9	21.0	31.4



#6  
 Aniline  
 Concen: 0.005 ng  
 RT: 6.55 min Scan# 759  
 Delta R.T. -0.01 min  
 Lab File: BP000036.D  
 Acq: 31 Aug 2019 10:49

Tgt Ion	Resp	Lower	Upper
93	244		
Ion Ratio			
93	100		
66	207.2	27.8	41.8#
65	83.4	13.9	20.9#

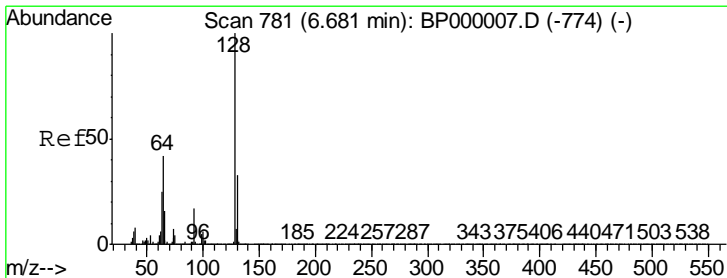
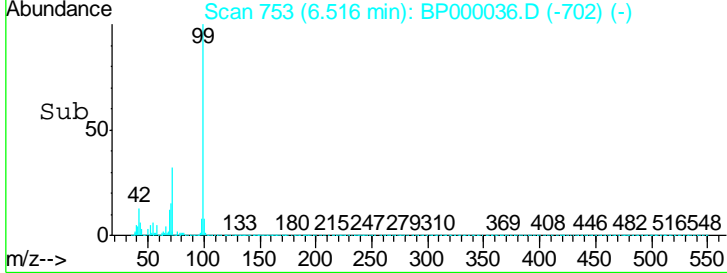
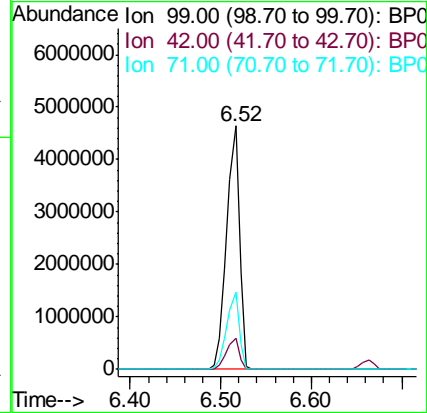





#7  
 Phenol-d6  
 Concen: 121.050 ng  
 RT: 6.52 min Scan# 753  
 Delta R.T. -0.00 min  
 Lab File: BP000036.D  
 Acq: 31 Aug 2019 10:49

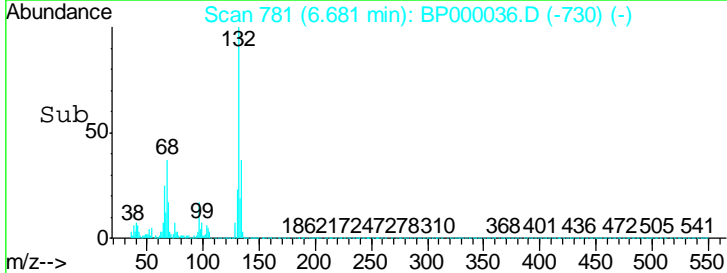
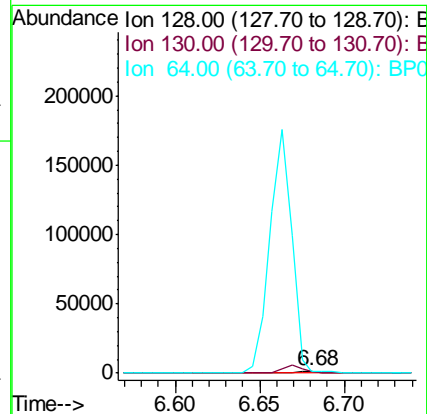
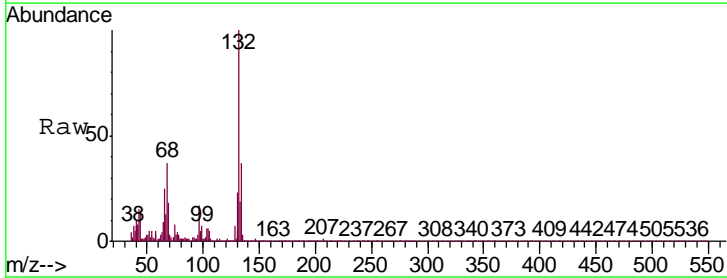
Instrument :  
 ClientSampleId :  
 MDL-W-BL-05

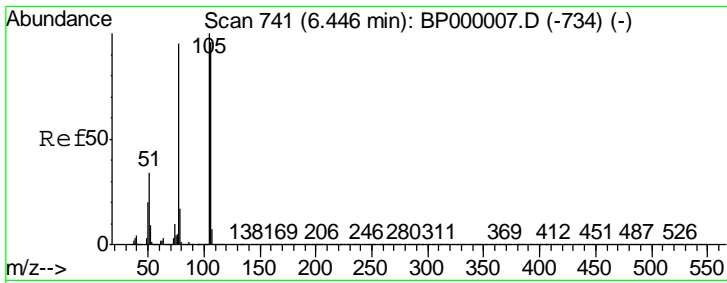
Tgt Ion	Resp	Lower	Upper
99	4512549		
42	12.7	9.8	14.8
71	31.6	23.8	35.8



#8  
 2-Chlorophenol  
 Concen: 0.048 ng  
 RT: 6.68 min Scan# 781  
 Delta R.T. -0.00 min  
 Lab File: BP000036.D  
 Acq: 31 Aug 2019 10:49

Tgt Ion	Resp	Lower	Upper
128	1467		
130	66.6	13.0	53.0#
64	116.0	22.0	62.0#

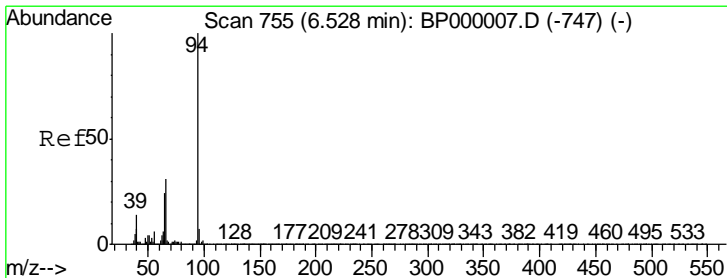
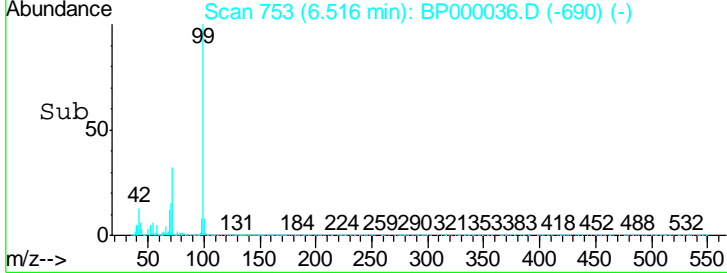
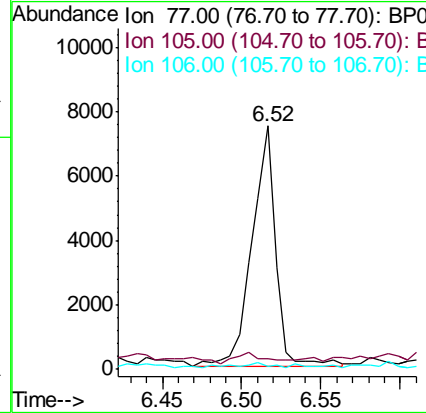





#9  
Benzaldehyde  
Concen: 0.338 ng  
RT: 6.52 min Scan# 753  
Delta R.T. 0.07 min  
Lab File: BP000036.D  
Acq: 31 Aug 2019 10:49


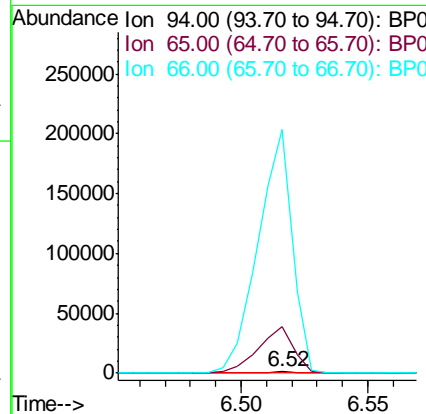

Instrument :  
ClientSampleId :  
MDL-W-BL-05

Tgt Ion	Resp	Lower	Upper
77	100		
105	4.3	85.1	125.1#
106	1.4	80.8	120.8#

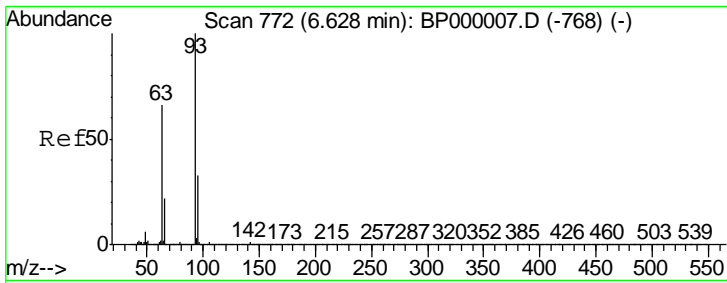


#10  
Phenol  
Concen: 0.029 ng  
RT: 6.52 min Scan# 753  
Delta R.T. -0.01 min  
Lab File: BP000036.D  
Acq: 31 Aug 2019 10:49

Tgt Ion	Resp	Lower	Upper
94	100		
65	3846.7	4.1	44.1#
66	20305.0	11.4	51.4#



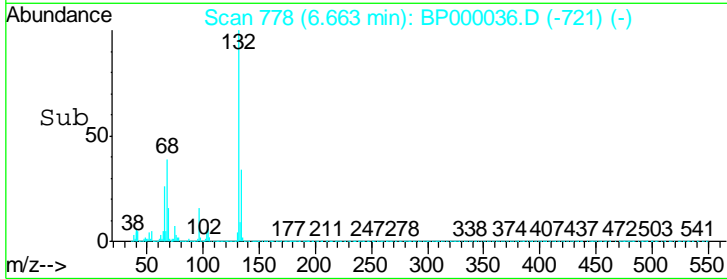
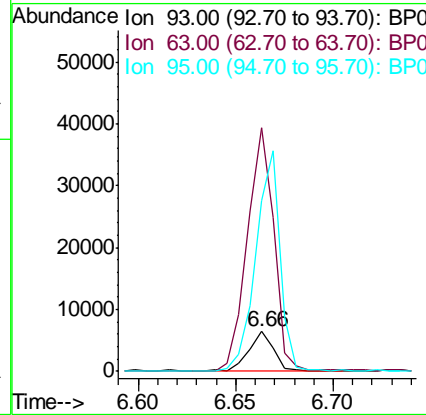
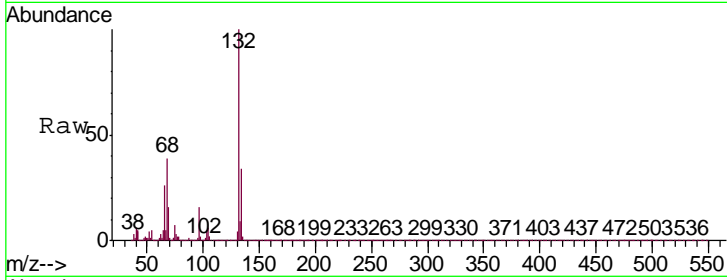




#11  
 bis(2-Chloroethyl)ether  
 Concen: 0.176 ng  
 RT: 6.66 min Scan# 778  
 Delta R.T. 0.04 min  
 Lab File: BP000036.D  
 Acq: 31 Aug 2019 10:49

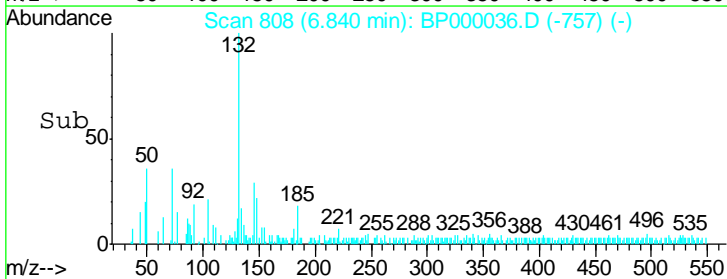
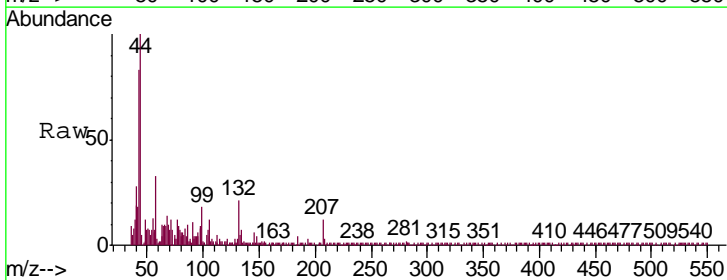
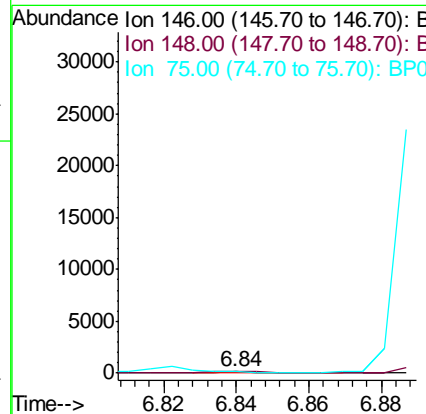
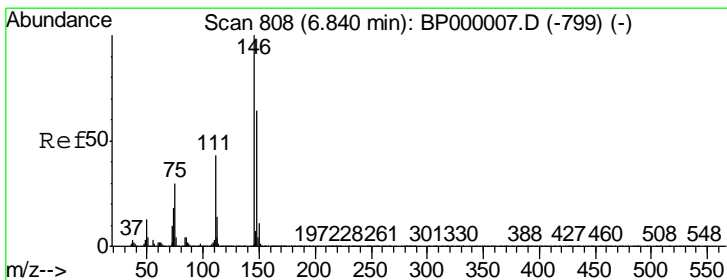
Instrument :  
 ClientSampleId :  
 MDL-W-BL-05

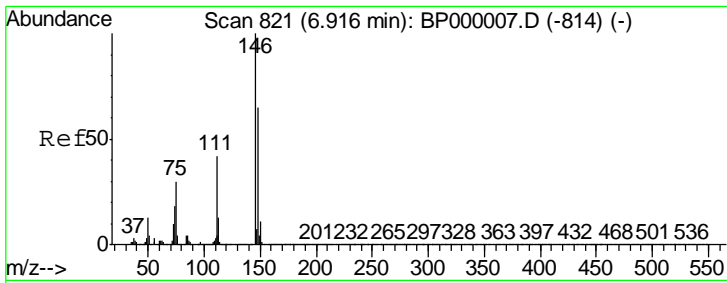
Tgt Ion	Resp	Lower	Upper
93	5752		
63	611.6	46.0	86.0#
95	428.5	12.7	52.7#



#12  
 1,3-Dichlorobenzene  
 Concen: 0.003 ng  
 RT: 6.84 min Scan# 808  
 Delta R.T. -0.00 min  
 Lab File: BP000036.D  
 Acq: 31 Aug 2019 10:49

Tgt Ion	Resp	Lower	Upper
146	118		
148	78.3	51.4	77.2#
75	83.4	24.0	36.0#

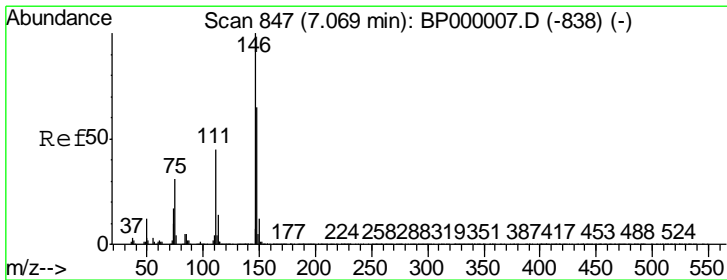
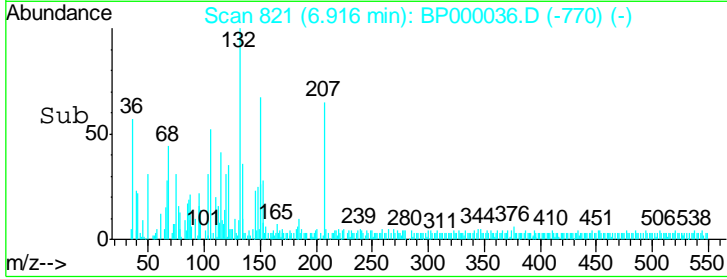
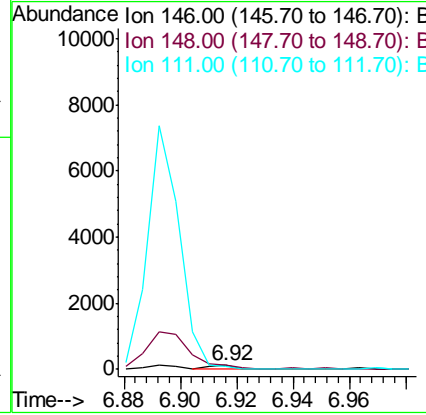
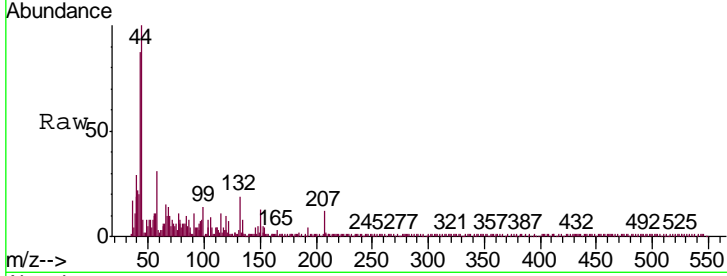




#13  
 1,4-Dichlorobenzene  
 Concen: 0.003 ng  
 RT: 6.92 min Scan# 821  
 Delta R.T. -0.00 min  
 Lab File: BP000036.D  
 Acq: 31 Aug 2019 10:49

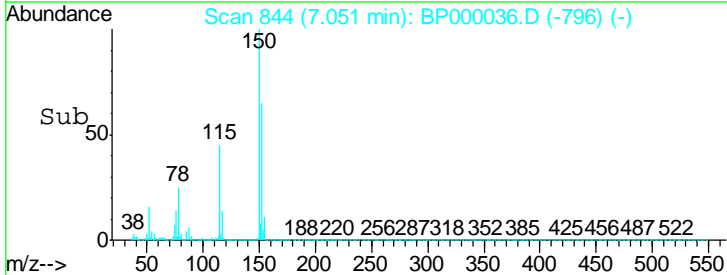
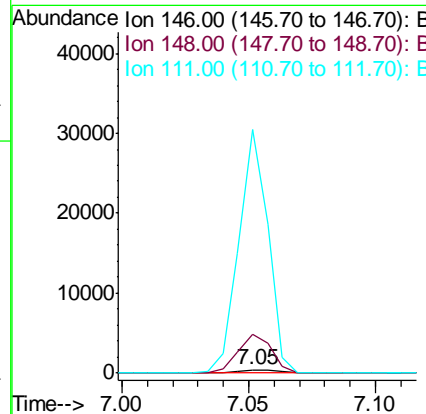
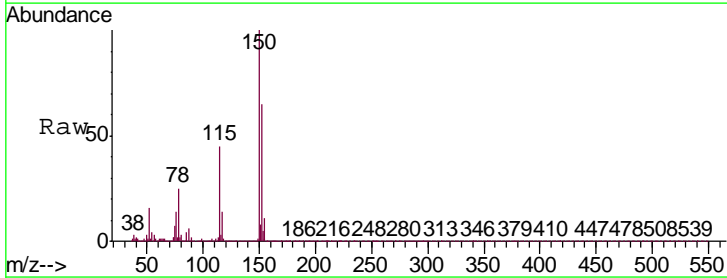
Instrument :  
 ClientSampleId :  
 MDL-W-BL-05

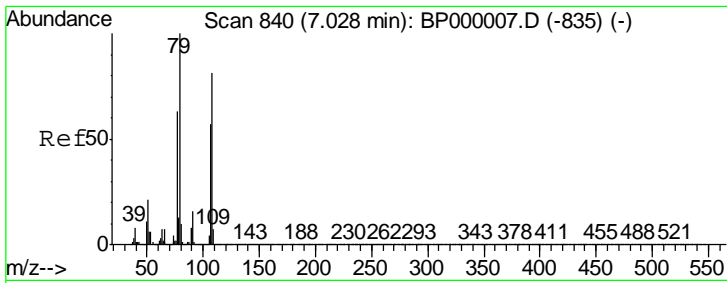
Tgt Ion	Resp	Lower	Upper
146	113		
148	109.1	51.6	77.4#
111	92.7	33.4	50.0#



#14  
 1,2-Dichlorobenzene  
 Concen: 0.015 ng  
 RT: 7.05 min Scan# 844  
 Delta R.T. -0.02 min  
 Lab File: BP000036.D  
 Acq: 31 Aug 2019 10:49

Tgt Ion	Resp	Lower	Upper
146	505		
148	1090.5	51.8	77.8#
111	6754.8	36.4	54.6#

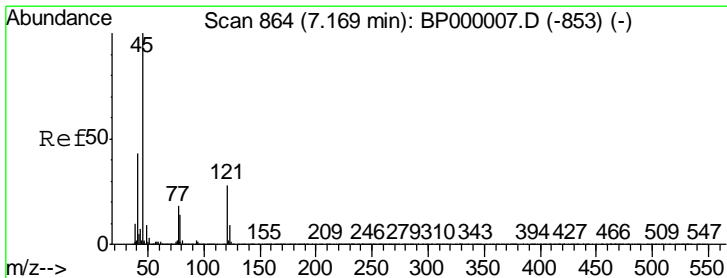
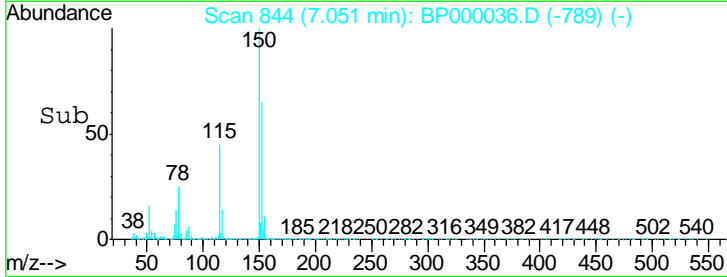
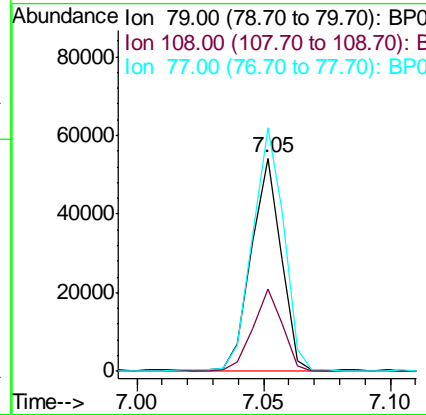
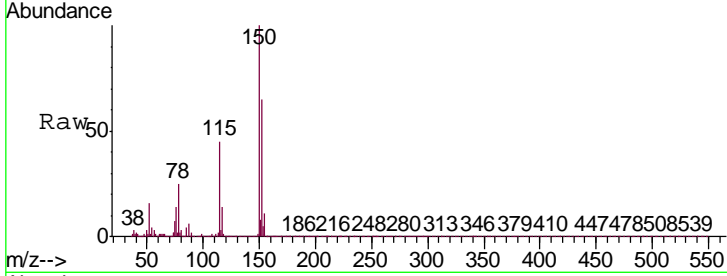




#15  
 Benzyl Alcohol  
 Concen: 1.613 ng  
 RT: 7.05 min Scan# 844  
 Delta R.T. 0.02 min  
 Lab File: BP000036.D  
 Acq: 31 Aug 2019 10:49

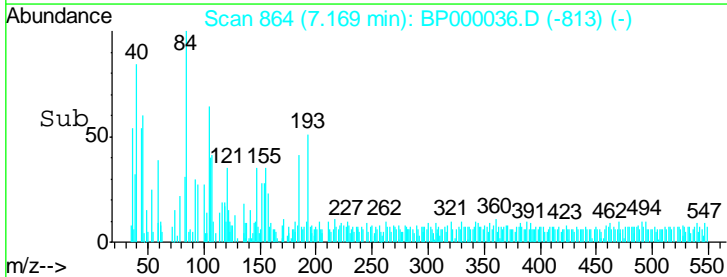
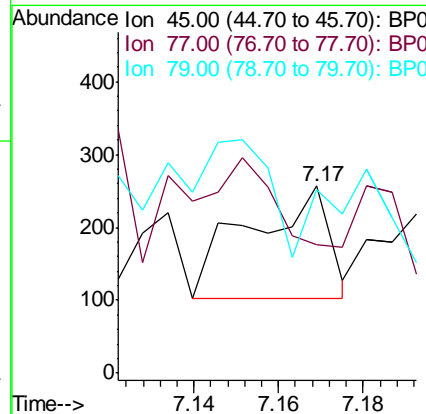
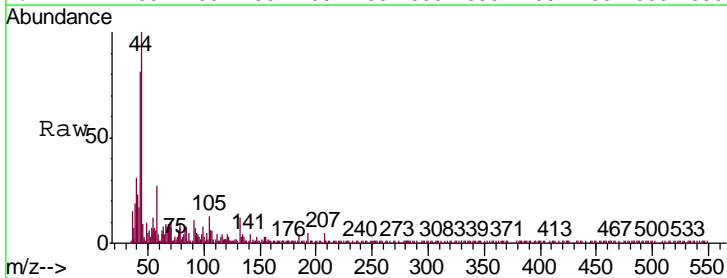
Instrument :  
 Client Sample ID :  
 MDL-W-BL-05

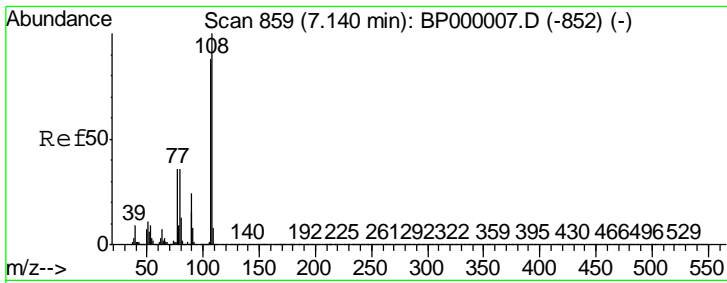
Tgt Ion	Resp	Lower	Upper
79	44085		
108	38.4	64.5	96.7#
77	114.2	50.3	75.5#



#16  
 2,2'-oxybis(1-Chloropropane)  
 Concen: 0.006 ng  
 RT: 7.17 min Scan# 864  
 Delta R.T. -0.00 min  
 Lab File: BP000036.D  
 Acq: 31 Aug 2019 10:49

Tgt Ion	Resp	Lower	Upper
45	201		
77	68.5	0.0	38.0#
79	98.1	0.0	33.9#

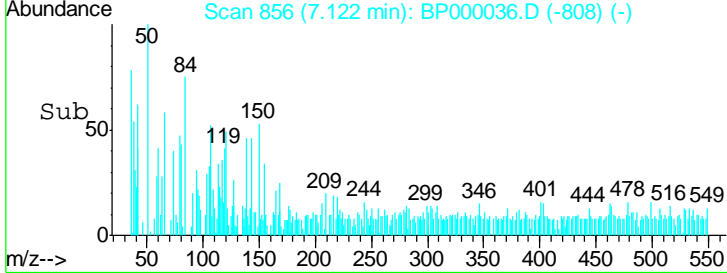
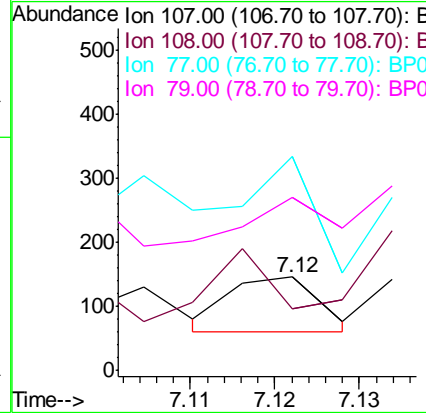
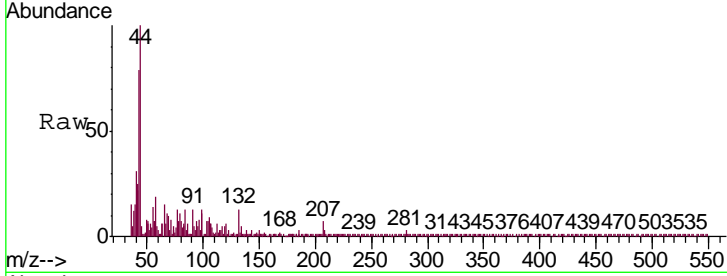




#17  
 2-Methylphenol  
 Concen: 0.002 ng  
 RT: 7.12 min Scan# 856  
 Delta R.T. -0.02 min  
 Lab File: BP000036.D  
 Acq: 31 Aug 2019 10:49


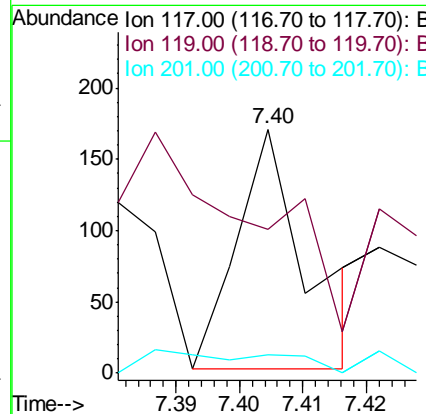
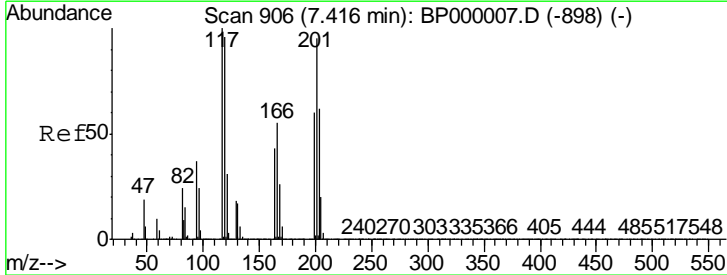
Instrument :  
 Client Sampled :  
 MDL-W-BL-05

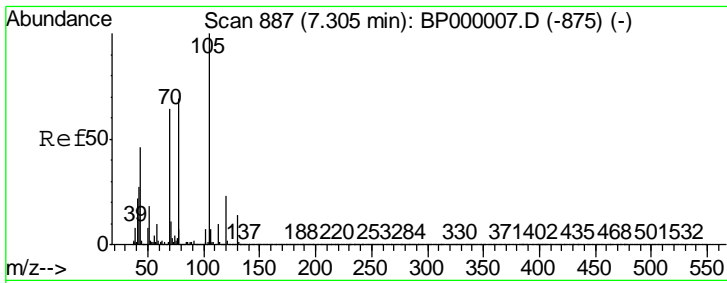
Tgt Ion	Resp	Lower	Upper
107	100		
108	65.8	90.9	136.3#
77	228.8	33.2	49.8#
79	185.6	32.8	49.2#



#18  
 Hexachloroethane  
 Concen: 0.010 ng  
 RT: 7.40 min Scan# 904  
 Delta R.T. -0.01 min  
 Lab File: BP000036.D  
 Acq: 31 Aug 2019 10:49

Tgt Ion	Resp	Lower	Upper
117	100		
119	59.1	77.0	115.6#
201	7.6	76.2	114.4#

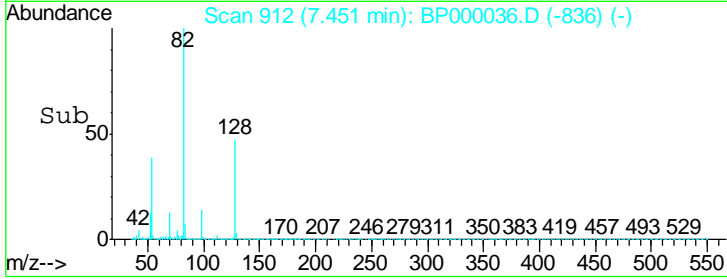
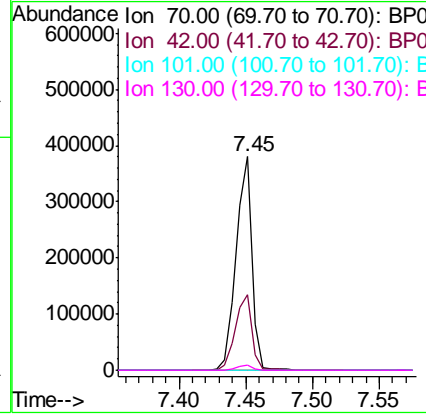
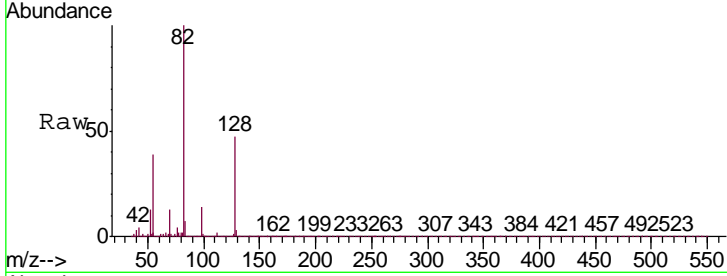




#19  
 n-Nitroso-di-n-propylamine  
 Concen: 15.136 ng  
 RT: 7.45 min Scan# 912  
 Delta R.T. 0.15 min  
 Lab File: BP000036.D  
 Acq: 31 Aug 2019 10:49

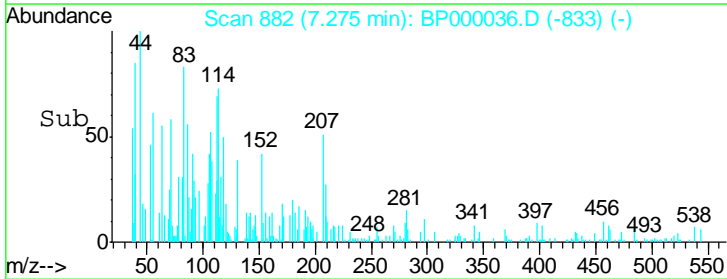
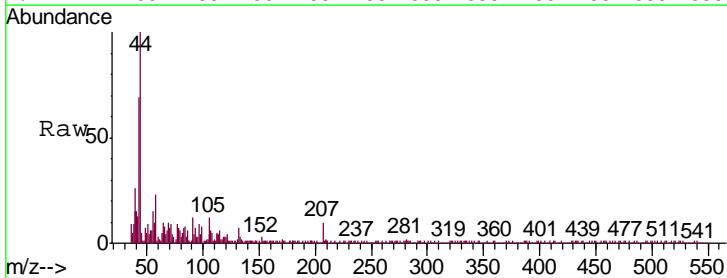
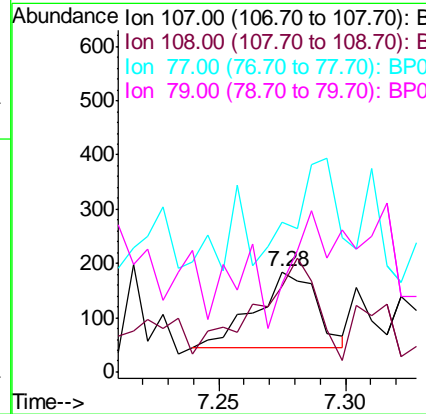
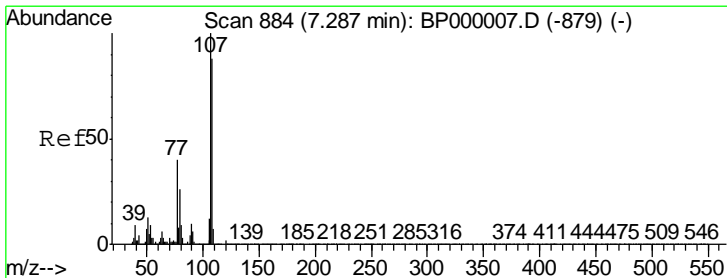
Instrument :  
 ClientSampleId :  
 MDL-W-BL-05

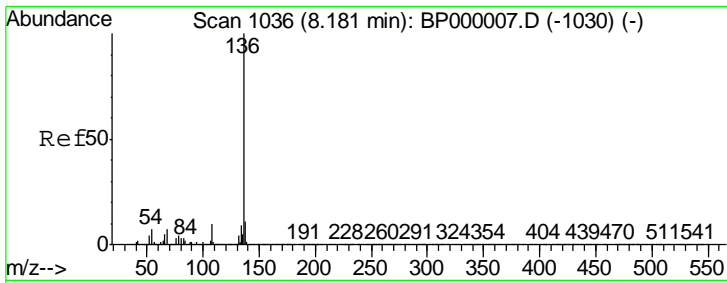
Tgt Ion	Resp	Lower	Upper
70	321130		
42	35.1	33.8	50.6
101	0.1	8.7	13.1#
130	2.4	18.1	27.1#



#20  
 3+4-Methylphenols  
 Concen: 0.007 ng  
 RT: 7.28 min Scan# 882  
 Delta R.T. -0.01 min  
 Lab File: BP000036.D  
 Acq: 31 Aug 2019 10:49

Tgt Ion	Resp	Lower	Upper
107	233		
108	85.3	68.1	108.1
77	150.0	19.8	59.8#
79	88.0	6.1	46.1#



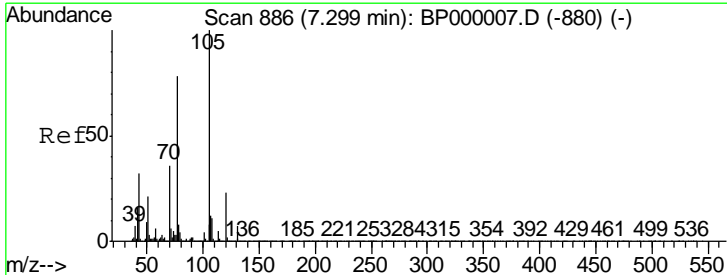
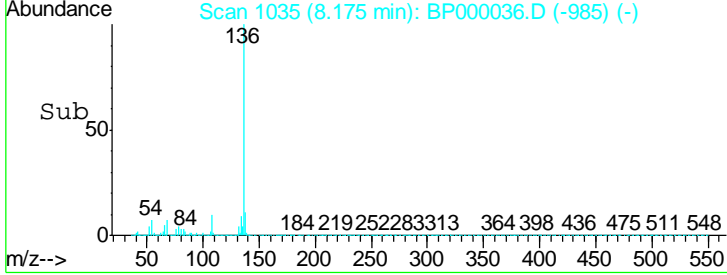
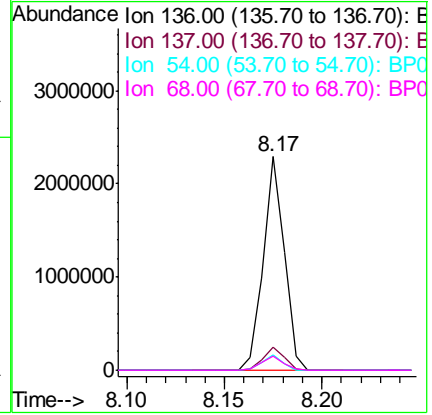
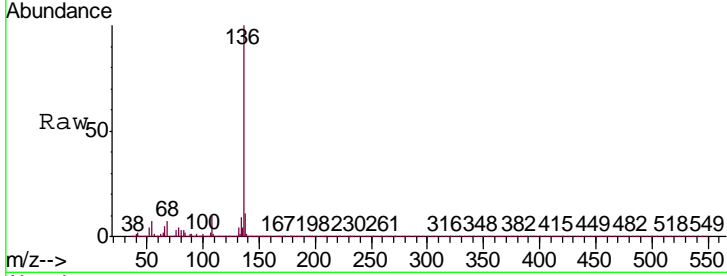


#21  
 Naphthalene-d8  
 Concen: 20.000 ng  
 RT: 8.17 min Scan# 1035  
 Delta R.T. -0.01 min  
 Lab File: BP000036.D  
 Acq: 31 Aug 2019 10:49

Instrument :  
 ClientSampleId :  
 MDL-W-BL-05

Tgt Ion:136 Resp: 1715125

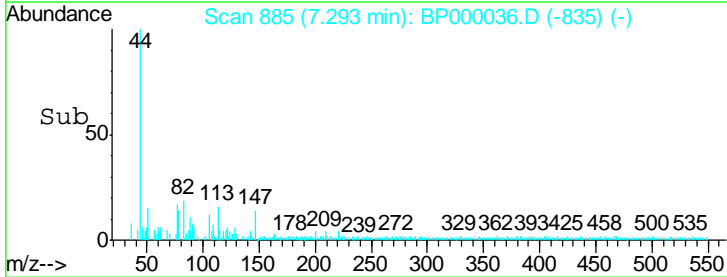
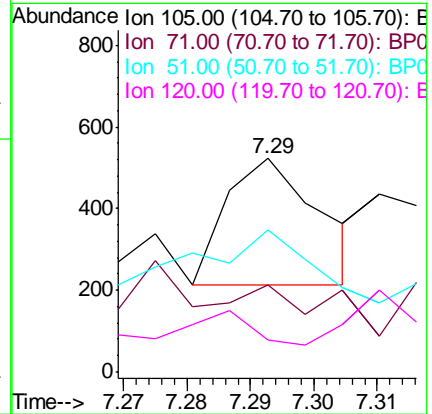
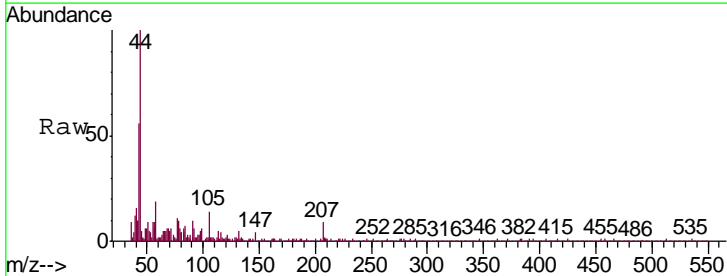
Ion	Ratio	Lower	Upper
136	100		
137	11.1	8.6	13.0
54	7.2	5.4	8.2
68	6.8	5.4	8.0

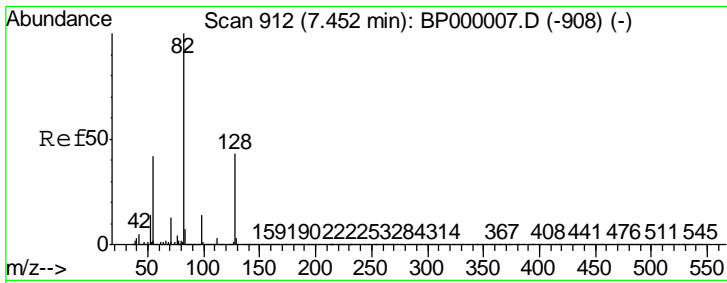


#22  
 Acetophenone  
 Concen: 0.008 ng  
 RT: 7.29 min Scan# 885  
 Delta R.T. -0.01 min  
 Lab File: BP000036.D  
 Acq: 31 Aug 2019 10:49

Tgt Ion:105 Resp: 314

Ion	Ratio	Lower	Upper
105	100		
71	40.5	4.8	7.2#
51	66.3	17.0	25.4#
120	14.9	18.1	27.1#

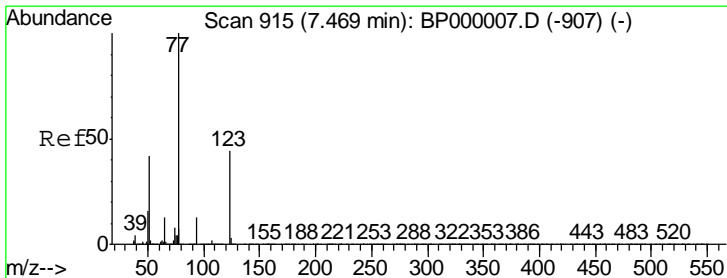
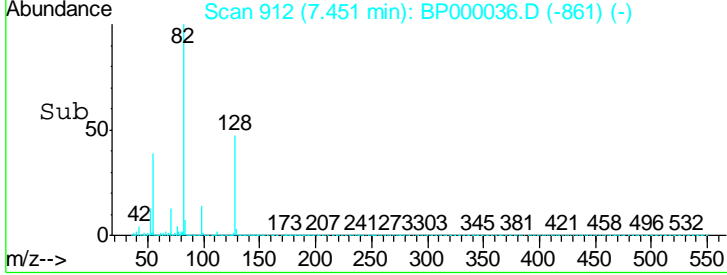
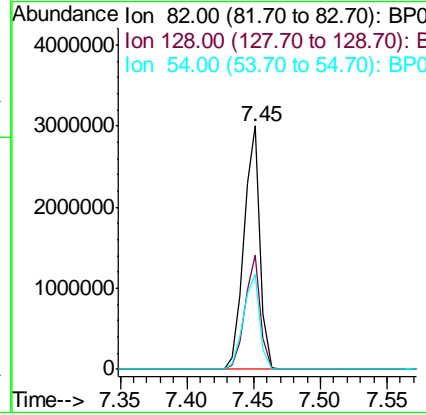
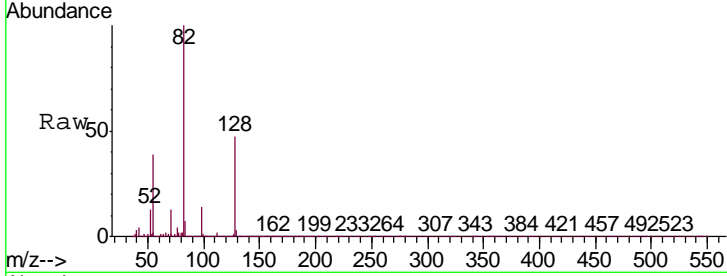




#23  
 Nitrobenzene-d5  
 Concen: 89.327 ng  
 RT: 7.45 min Scan# 912  
 Delta R.T. -0.00 min  
 Lab File: BP000036.D  
 Acq: 31 Aug 2019 10:49

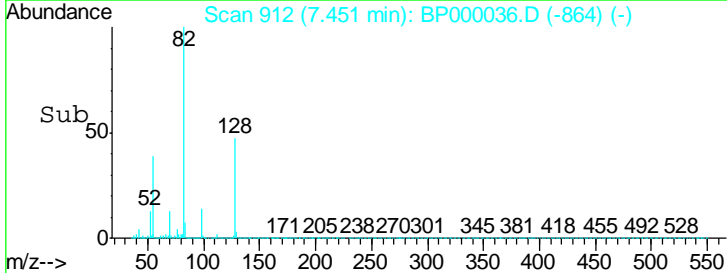
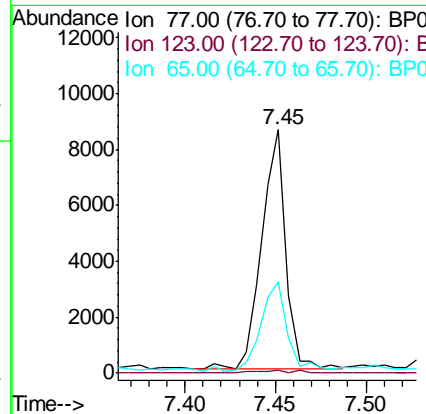
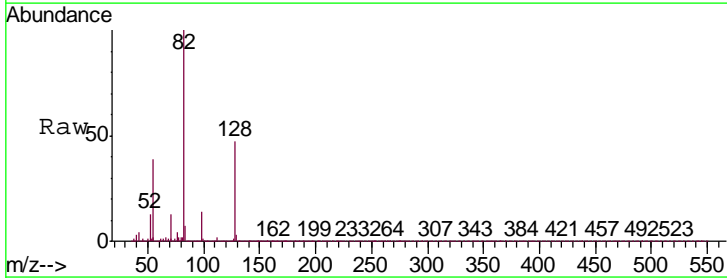
Instrument :  
 Client Sampled :  
 MDL-W-BL-05

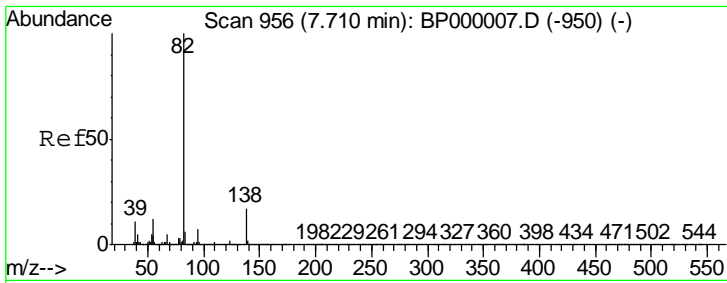
Tgt Ion	Resp	Lower	Upper
82	2496848		
128	46.8	34.5	51.7
54	38.9	33.2	49.8



#24  
 Nitrobenzene  
 Concen: 0.260 ng  
 RT: 7.45 min Scan# 912  
 Delta R.T. -0.02 min  
 Lab File: BP000036.D  
 Acq: 31 Aug 2019 10:49

Tgt Ion	Resp	Lower	Upper
77	7879		
123	1.5	35.8	53.8#
65	37.5	10.1	15.1#

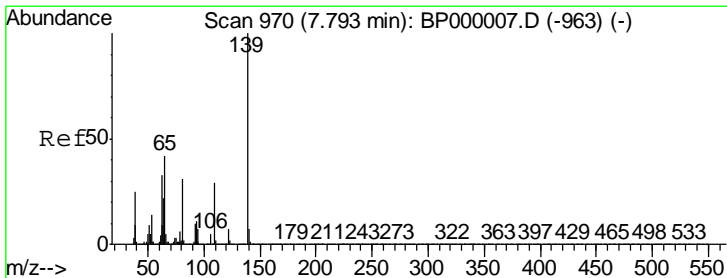
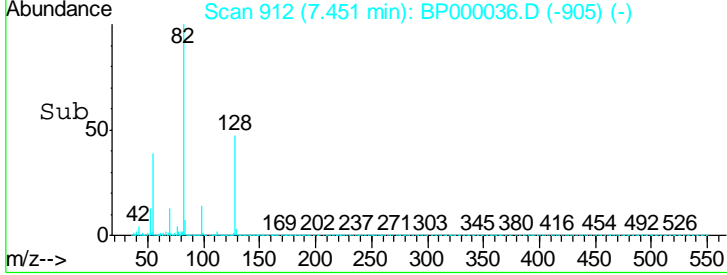
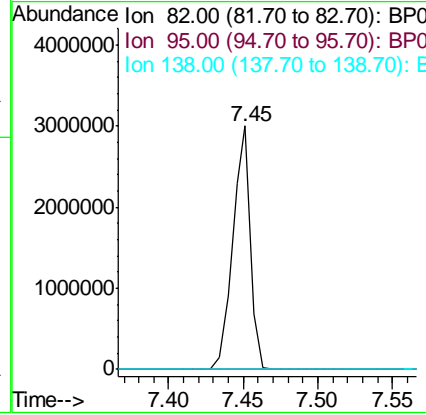
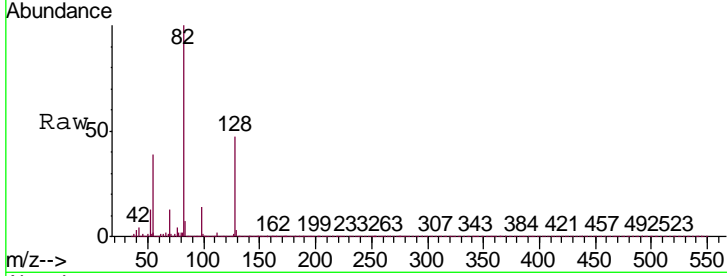




#25  
 Isophorone  
 Concen: 42.279 ng  
 RT: 7.45 min Scan# 912  
 Delta R.T. -0.26 min  
 Lab File: BP000036.D  
 Acq: 31 Aug 2019 10:49

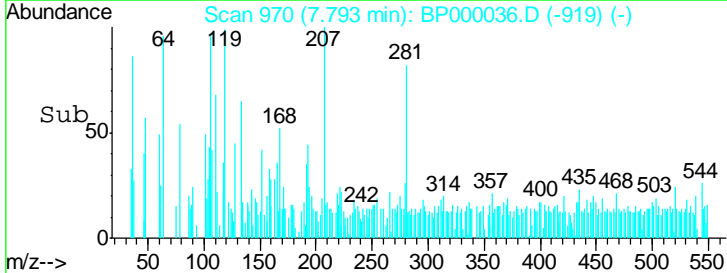
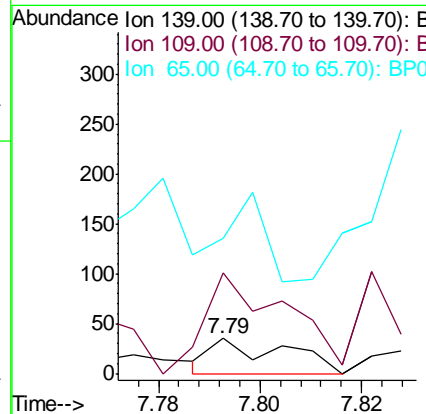

Instrument :  
 ClientSampleId :  
 MDL-W-BL-05

Tgt Ion	Resp	Lower	Upper
82	2497039		
95	0.0	5.6	8.4#
138	0.0	13.8	20.6#

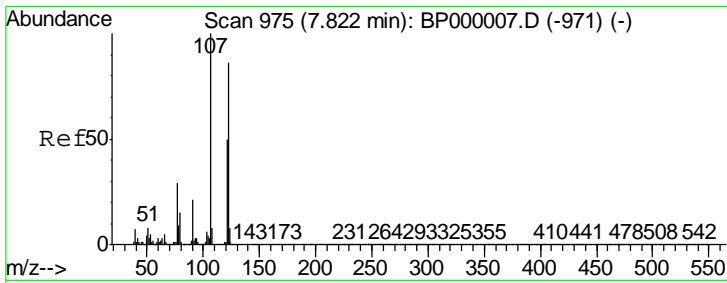


#26  
 2-Nitrophenol  
 Concen: 0.003 ng  
 RT: 7.79 min Scan# 970  
 Delta R.T. -0.00 min  
 Lab File: BP000036.D  
 Acq: 31 Aug 2019 10:49

Tgt Ion	Resp	Lower	Upper
139	35		
109	288.6	23.4	35.0#
65	385.7	33.4	50.0#



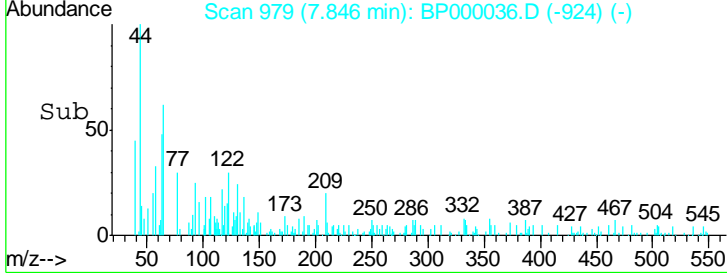
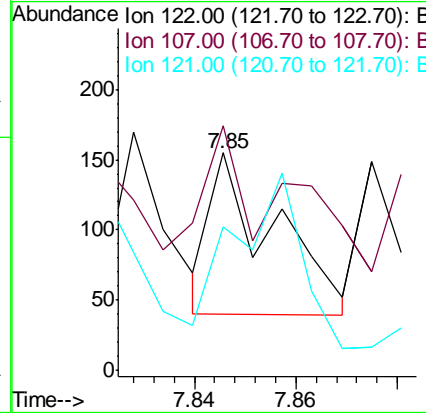
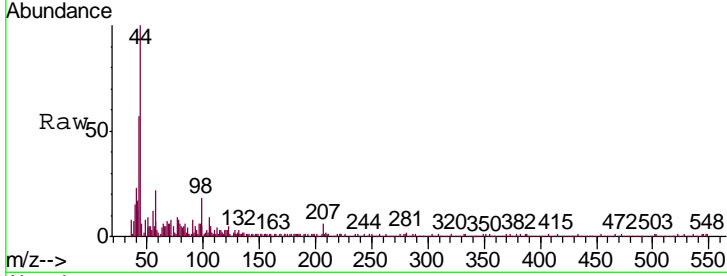




#27  
 2,4-Dimethylphenol  
 Concen: 0.004 ng  
 RT: 7.85 min Scan# 979  
 Delta R.T. 0.02 min  
 Lab File: BP000036.D  
 Acq: 31 Aug 2019 10:49

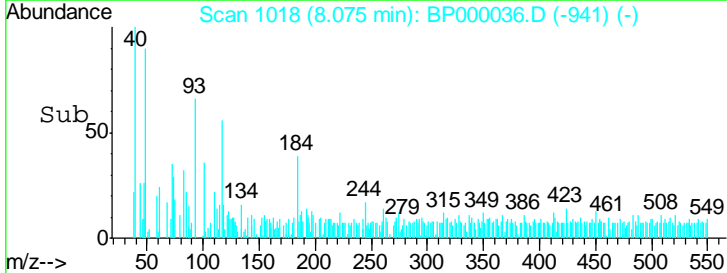

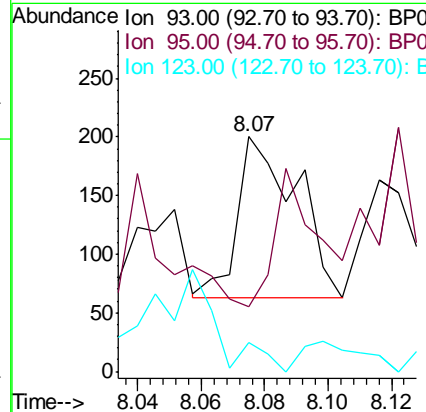
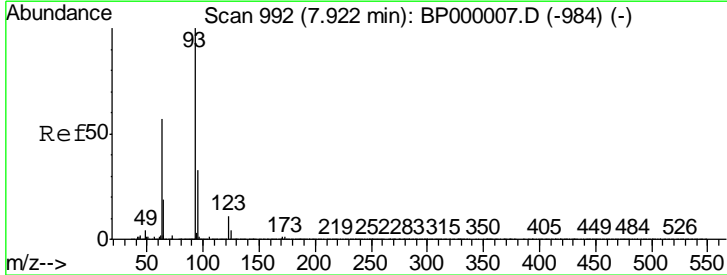
Instrument :  
 ClientSampleId :  
 MDL-W-BL-05

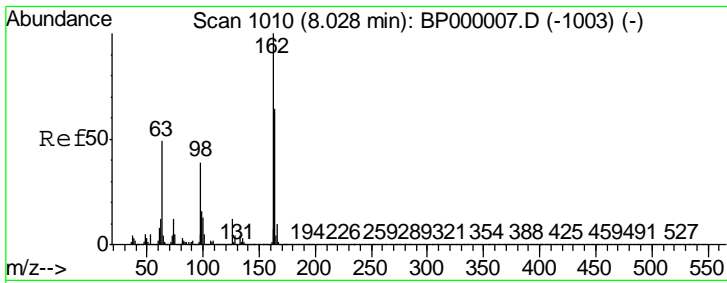
Tgt Ion	Ratio	Lower	Upper
122	100		
107	112.3	92.9	139.3
121	65.8	46.8	70.2



#28  
 bis(2-Chloroethoxy)methane  
 Concen: 0.005 ng  
 RT: 8.07 min Scan# 1018  
 Delta R.T. 0.15 min  
 Lab File: BP000036.D  
 Acq: 31 Aug 2019 10:49

Tgt Ion	Ratio	Lower	Upper
93	100		
95	27.5	26.1	39.1
123	12.5	9.0	13.4

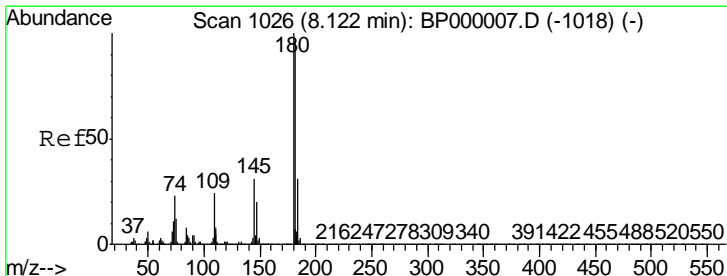
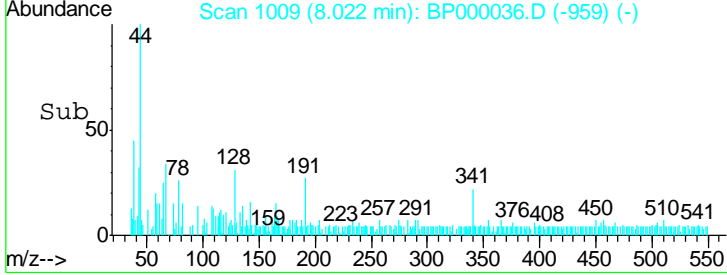
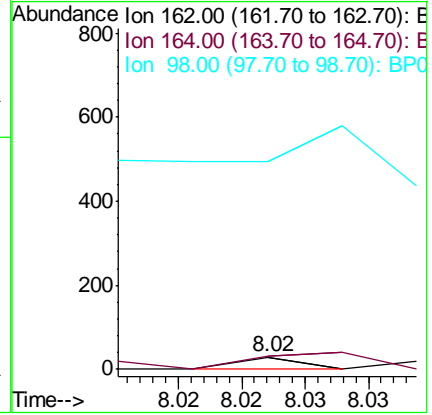





#29  
 2,4-Dichlorophenol  
 Concen: 0.000 ng  
 RT: 8.02 min Scan# 1009  
 Delta R.T. -0.01 min  
 Lab File: BP000036.D  
 Acq: 31 Aug 2019 10:49


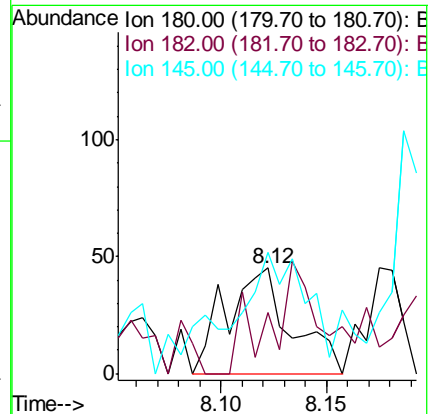

Instrument :  
 ClientSampleId :  
 MDL-W-BL-05

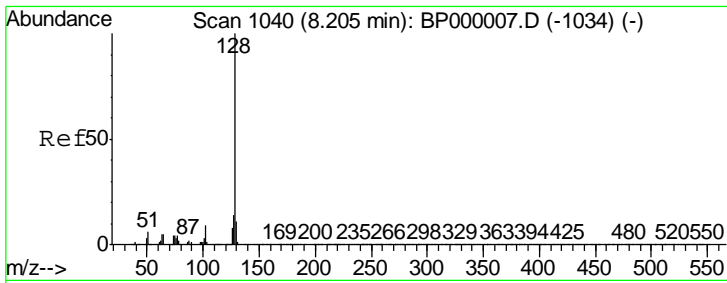
Tgt Ion	Resp	Lower	Upper
162	100		
164	106.7	44.2	84.2#
98	1646.7	18.7	58.7#



#30  
 1,2,4-Trichlorobenzene  
 Concen: 0.003 ng  
 RT: 8.12 min Scan# 1026  
 Delta R.T. -0.00 min  
 Lab File: BP000036.D  
 Acq: 31 Aug 2019 10:49

Tgt Ion	Resp	Lower	Upper
180	100		
182	26.0	76.7	115.1#
145	52.0	24.8	37.2#

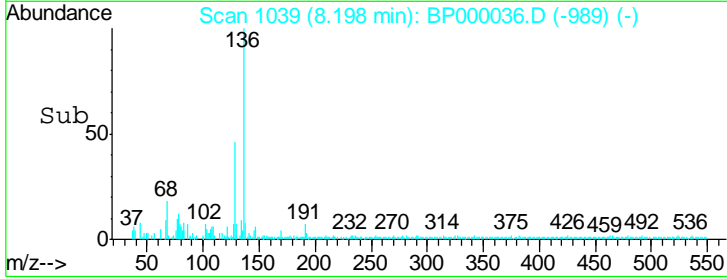
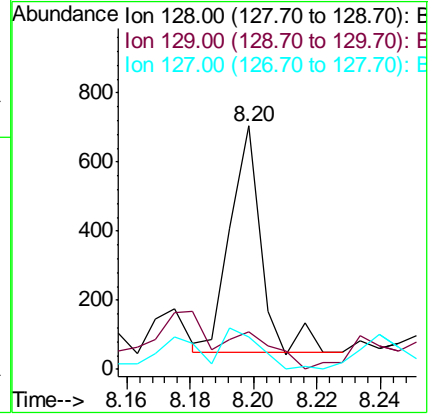
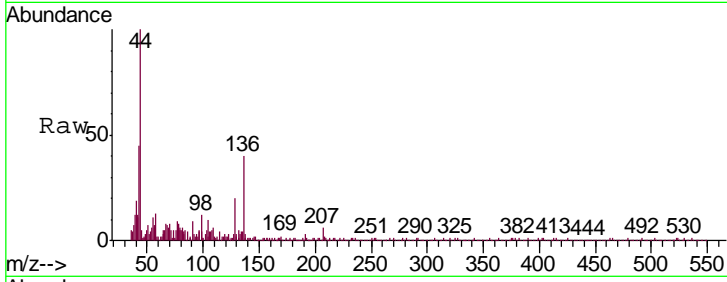




#31  
 Naphthalene  
 Concen: 0.006 ng  
 RT: 8.20 min Scan# 1039  
 Delta R.T. -0.01 min  
 Lab File: BP000036.D  
 Acq: 31 Aug 2019 10:49

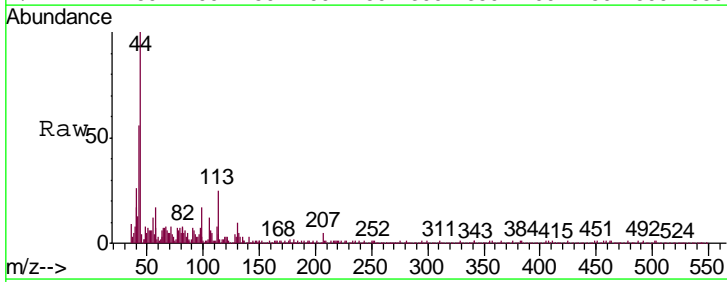
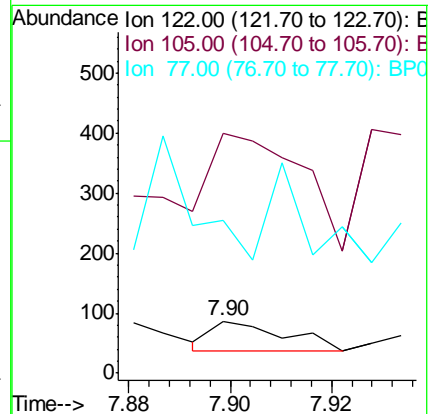
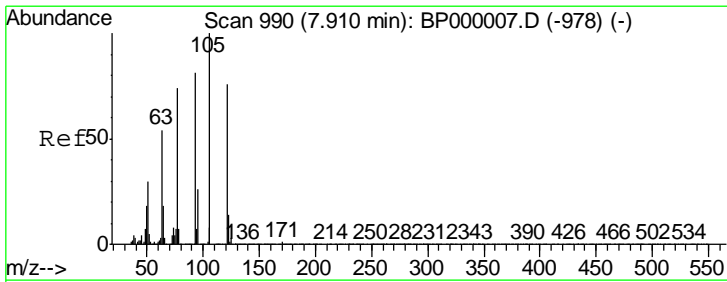
Instrument :  
 Client Sampled :  
 MDL-W-BL-05

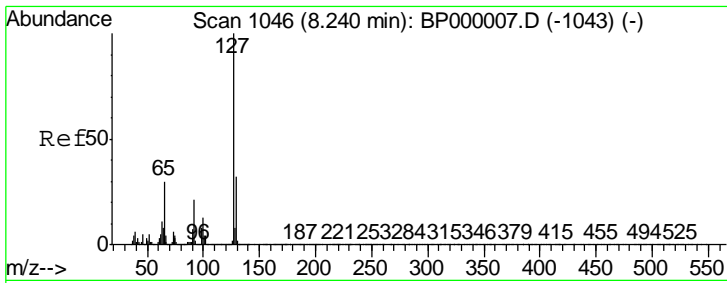
Tgt Ion	Resp	Lower	Upper
128	441		
129	15.5	9.0	13.6#
127	13.2	11.0	16.6



#32  
 Benzoic acid  
 Concen: 8.064 ng  
 RT: 7.90 min Scan# 988  
 Delta R.T. -0.01 min  
 Lab File: BP000036.D  
 Acq: 31 Aug 2019 10:49

Tgt Ion	Resp	Lower	Upper
122	50		
105	366.1	104.6	144.6#
77	233.9	74.1	114.1#

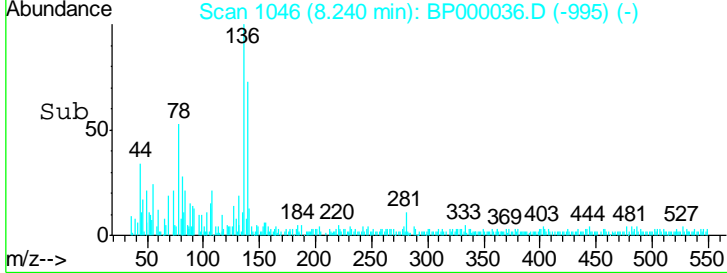
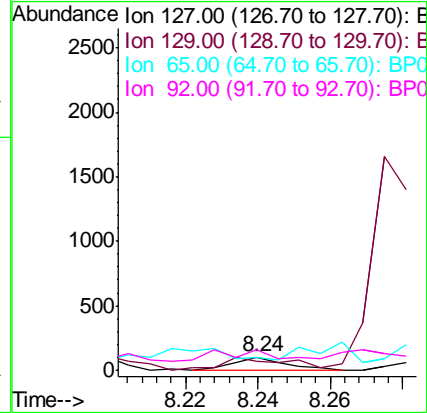
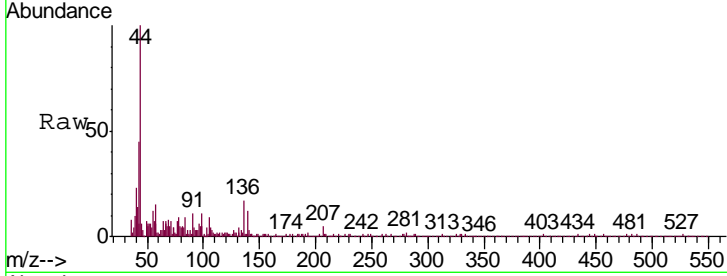




#33  
 4-Chloroaniline  
 Concen: 0.003 ng  
 RT: 8.24 min Scan# 1046  
 Delta R.T. -0.00 min  
 Lab File: BP000036.D  
 Acq: 31 Aug 2019 10:49

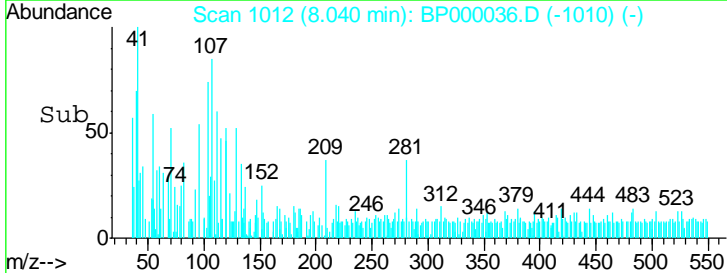

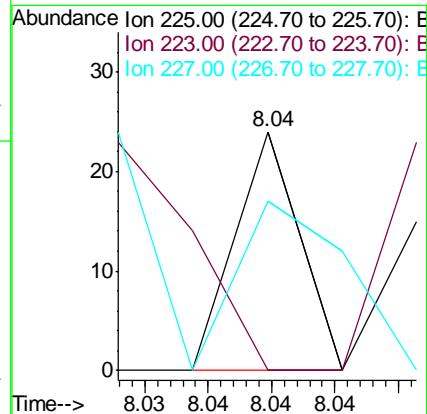
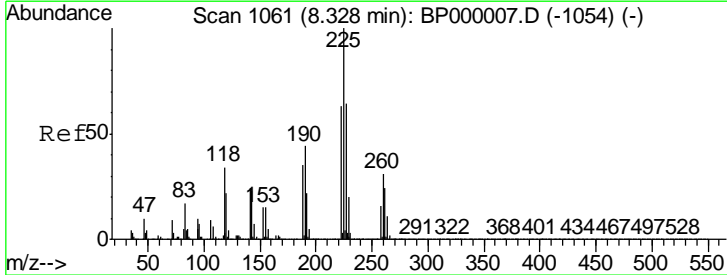
Instrument :  
 Client Sampled :  
 MDL-W-BL-05

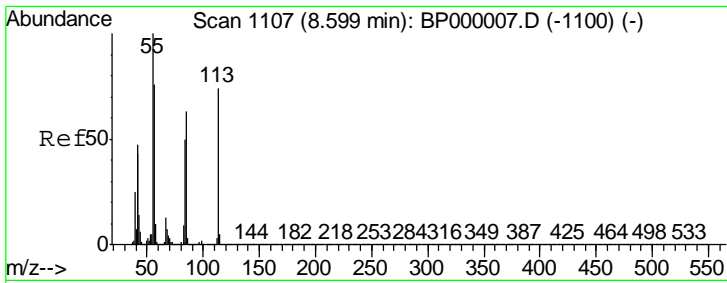
Tgt Ion	Resp	Lower	Upper
127	102		
129	67.3	25.8	38.6#
65	102.0	24.2	36.2#
92	161.4	16.5	24.7#



#34  
 Hexachlorobutadiene  
 Concen: 0.001 ng  
 RT: 8.04 min Scan# 1012  
 Delta R.T. -0.29 min  
 Lab File: BP000036.D  
 Acq: 31 Aug 2019 10:49

Tgt Ion	Resp	Lower	Upper
225	8		
223	58.3	50.6	76.0
227	70.8	51.0	76.4

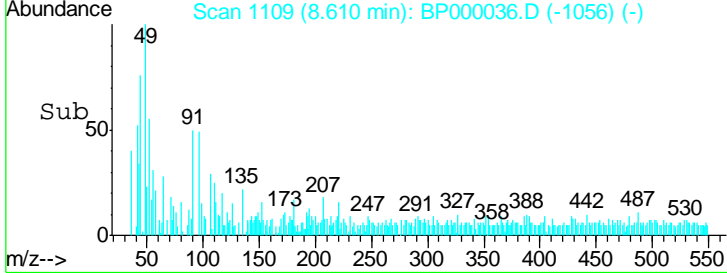
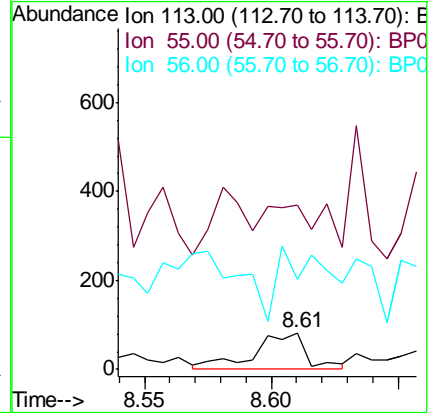
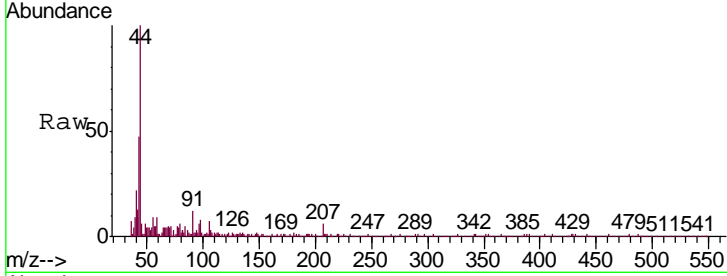




#35  
 Caprolactam  
 Concen: 0.014 ng  
 RT: 8.61 min Scan# 1109  
 Delta R.T. 0.01 min  
 Lab File: BP000036.D  
 Acq: 31 Aug 2019 10:49

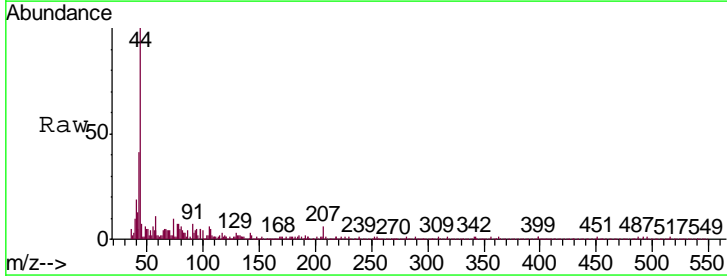
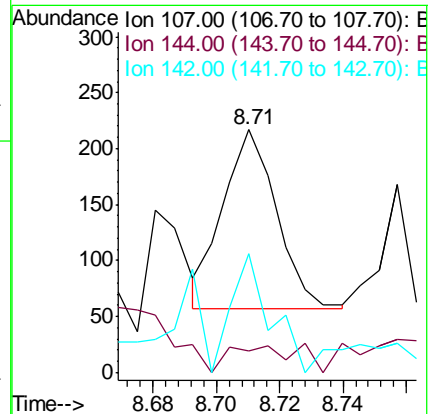
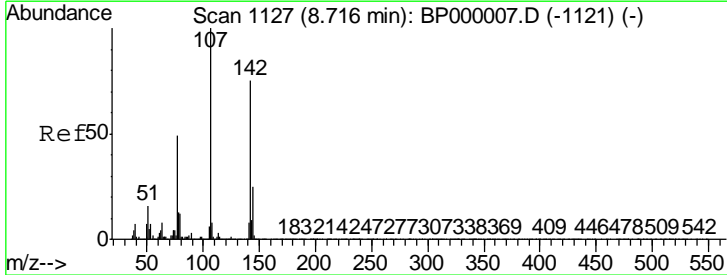
Instrument :  
 Client Sampled :  
 MDL-W-BL-05

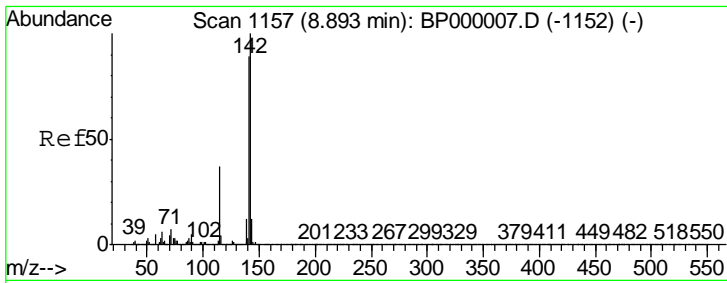
Tgt Ion	Resp	Lower	Upper
113	100		
55	451.2	114.6	154.6#
56	247.6	82.1	122.1#



#36  
 4-Chloro-3-methylphenol  
 Concen: 0.007 ng  
 RT: 8.71 min Scan# 1126  
 Delta R.T. -0.01 min  
 Lab File: BP000036.D  
 Acq: 31 Aug 2019 10:49

Tgt Ion	Resp	Lower	Upper
107	100		
144	8.8	19.8	29.6#
142	48.8	60.4	90.6#

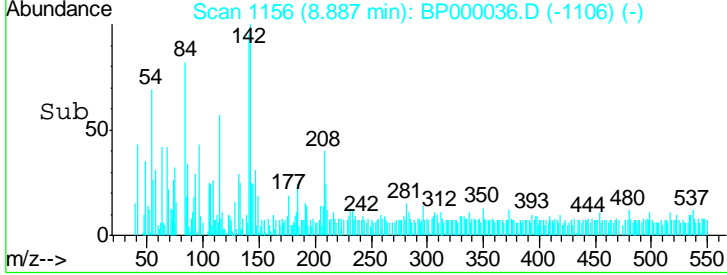
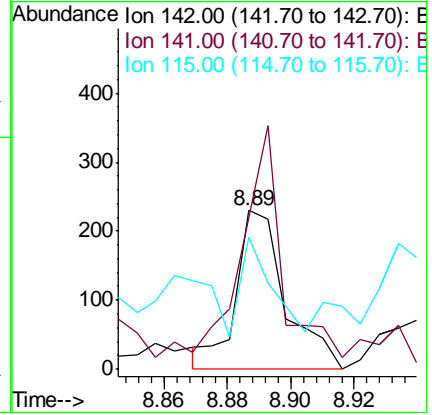





#37  
 2-Methylnaphthalene  
 Concen: 0.004 ng  
 RT: 8.89 min Scan# 1156  
 Delta R.T. -0.01 min  
 Lab File: BP000036.D  
 Acq: 31 Aug 2019 10:49

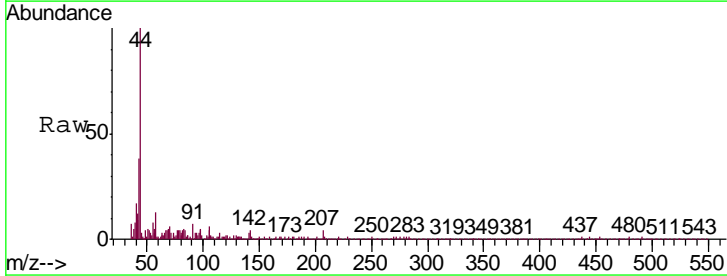
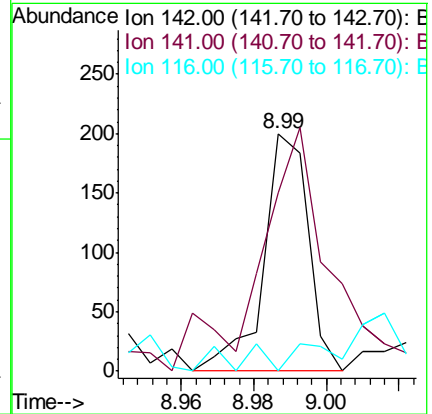
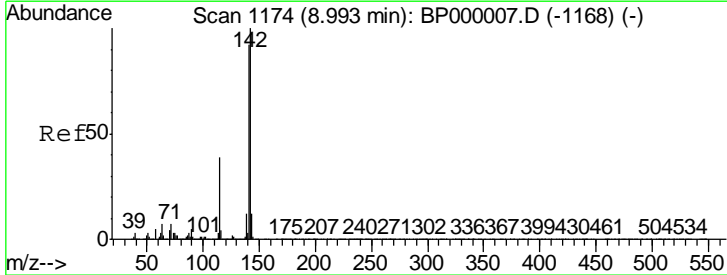
Instrument :  
 Client Sampled :  
 MDL-W-BL-05

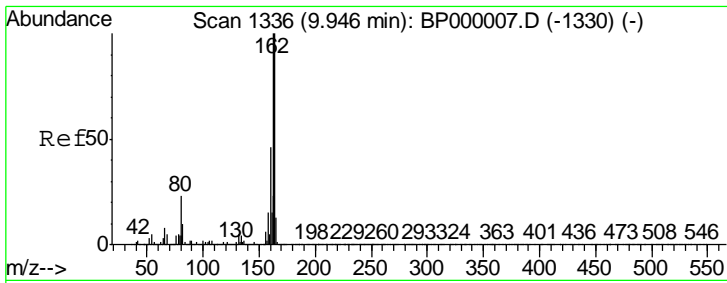
Tgt Ion	Resp	Lower	Upper
142	100		
141	95.7	71.0	106.4
115	90.0	29.4	44.2#



#38  
 1-Methylnaphthalene  
 Concen: 0.003 ng  
 RT: 8.99 min Scan# 1173  
 Delta R.T. -0.01 min  
 Lab File: BP000036.D  
 Acq: 31 Aug 2019 10:49

Tgt Ion	Resp	Lower	Upper
142	100		
141	75.0	73.6	110.4
116	0.0	3.4	5.0#

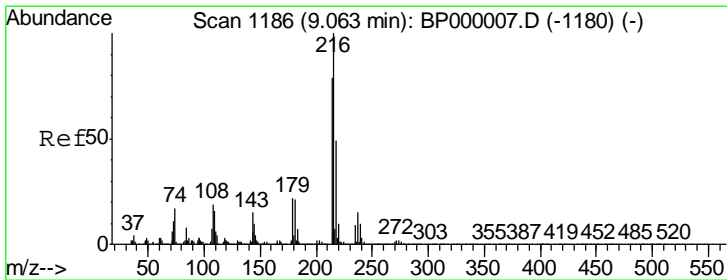
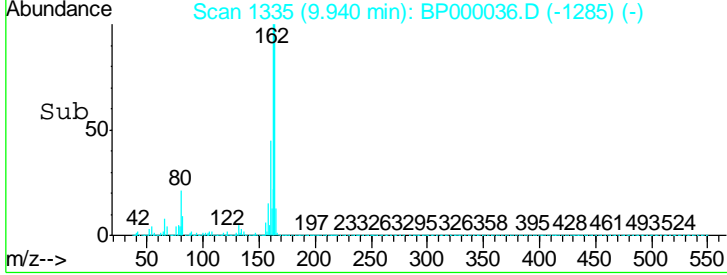
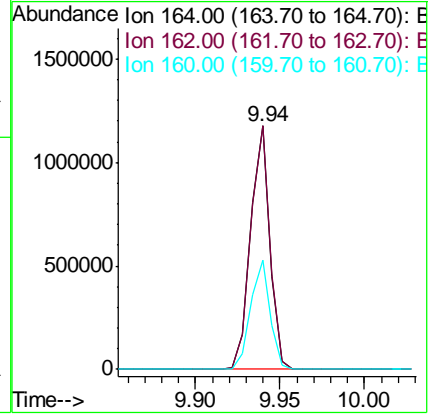
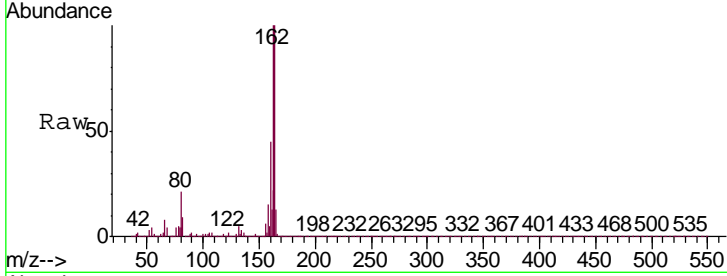




#39  
 Acenaphthene-d10  
 Concen: 20.000 ng  
 RT: 9.94 min Scan# 1335  
 Delta R.T. -0.01 min  
 Lab File: BP000036.D  
 Acq: 31 Aug 2019 10:49

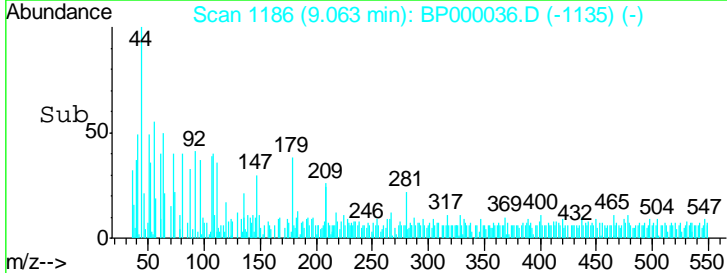
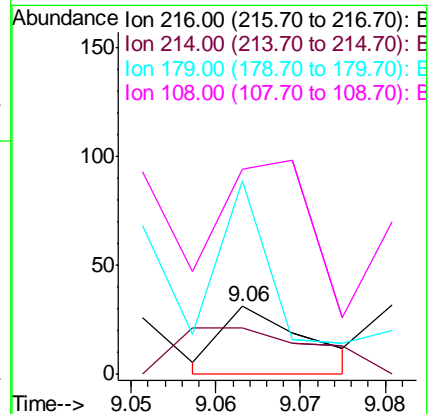
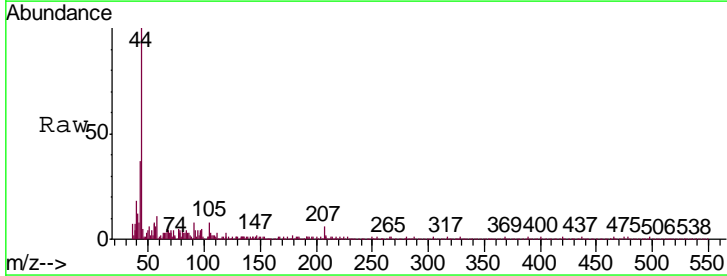
Instrument :  
 ClientSampleId :  
 MDL-W-BL-05

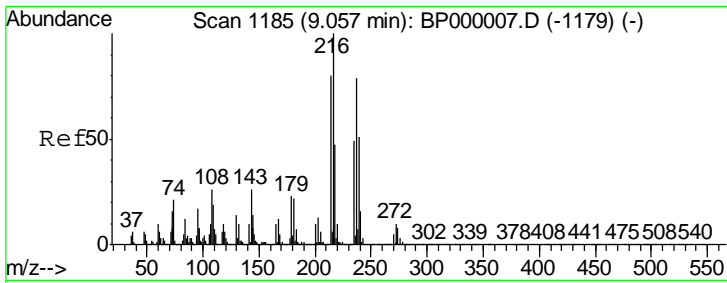
Tgt Ion	Resp	Lower	Upper
164	937500		
162	100	80.2	120.4
160	44.8	36.6	55.0



#40  
 1,2,4,5-Tetrachlorobenzene  
 Concen: 0.001 ng  
 RT: 9.06 min Scan# 1186  
 Delta R.T. -0.00 min  
 Lab File: BP000036.D  
 Acq: 31 Aug 2019 10:49

Tgt Ion	Resp	Lower	Upper
216	22		
214	109.1	63.4	95.2#
179	122.7	17.8	26.6#
108	0.0	18.1	27.1#

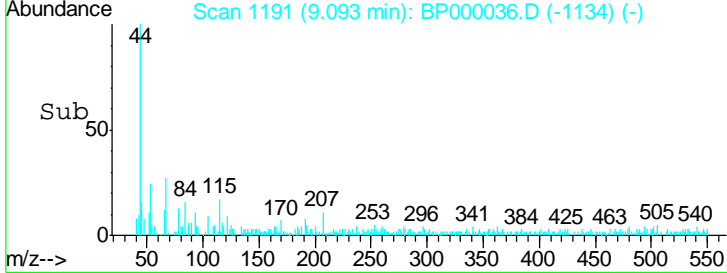
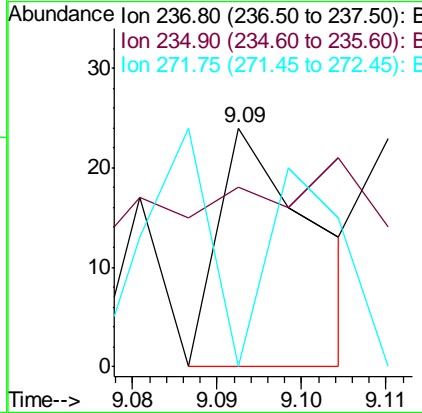
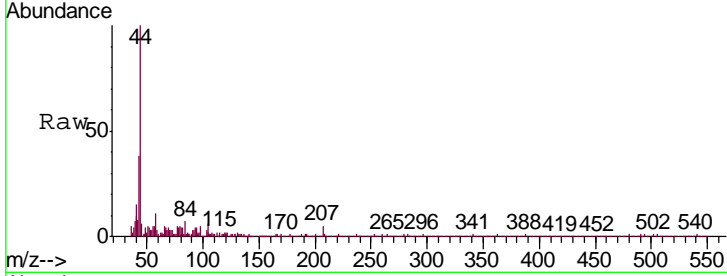




#41  
 Hexachlorocyclopentadiene  
 Concen: 0.001 ng  
 RT: 9.09 min Scan# 1191  
 Delta R.T. 0.04 min  
 Lab File: BP000036.D  
 Acq: 31 Aug 2019 10:49

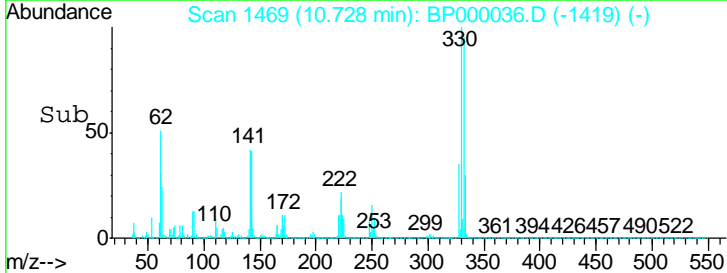
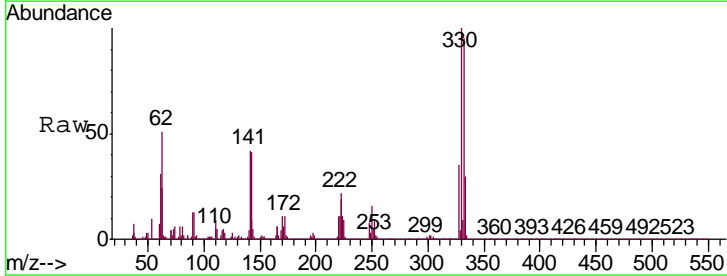
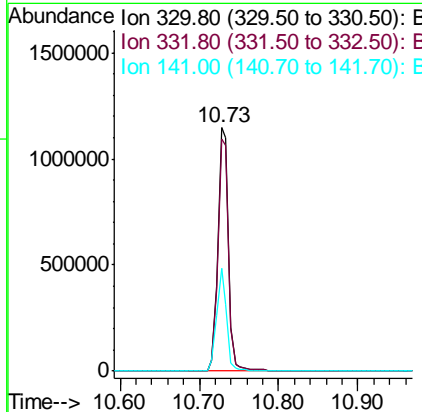
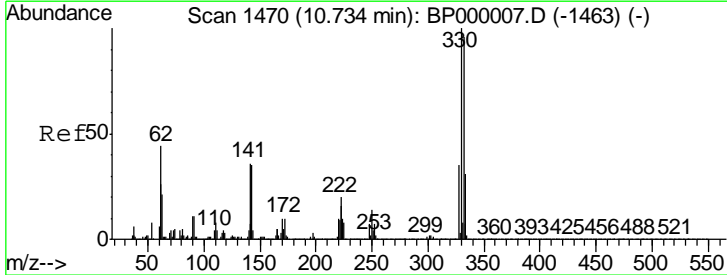
Instrument :  
 ClientSampleId :  
 MDL-W-BL-05

Tgt Ion	Ratio	Lower	Upper
237	100		
235	75.0	42.0	82.0
272	0.0	0.0	33.1

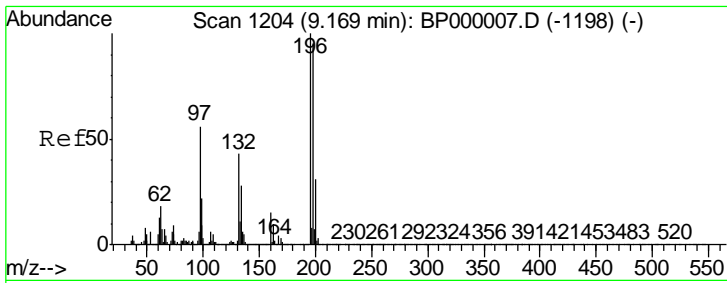


#42  
 2,4,6-Tribromophenol  
 Concen: 136.000 ng  
 RT: 10.73 min Scan# 1469  
 Delta R.T. -0.01 min  
 Lab File: BP000036.D  
 Acq: 31 Aug 2019 10:49

Tgt Ion	Ratio	Lower	Upper
330	100		
332	95.9	76.8	115.2
141	39.8	33.6	50.4



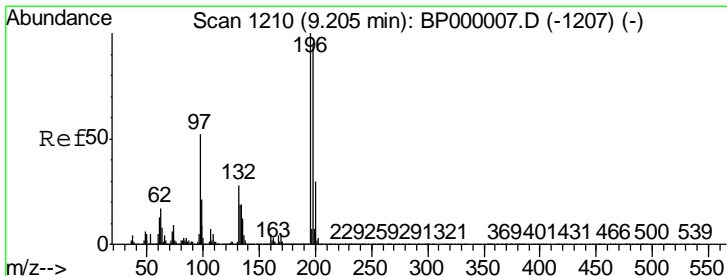
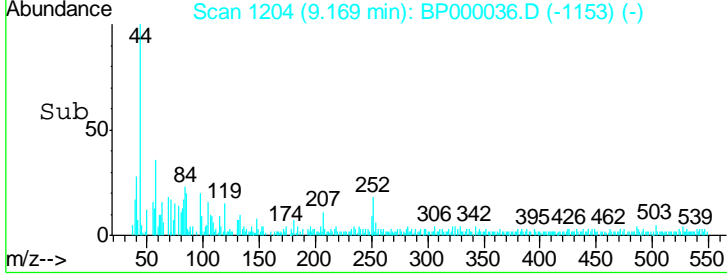
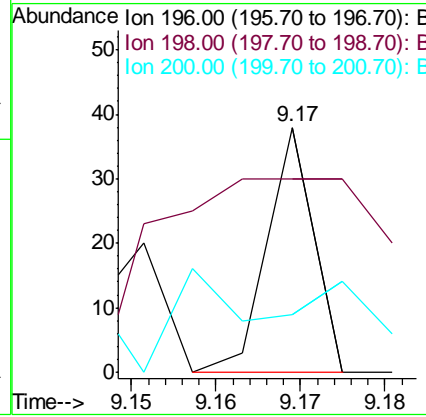
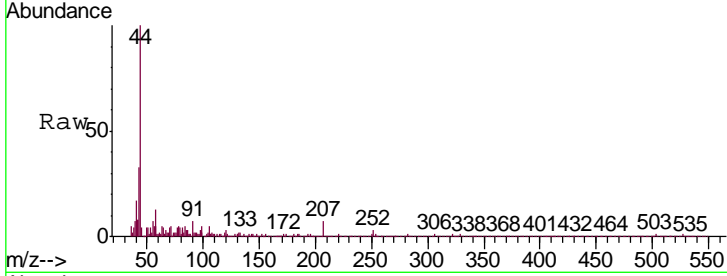




#43  
 2,4,6-Trichlorophenol  
 Concen: 0.001 ng  
 RT: 9.17 min Scan# 1204  
 Delta R.T. -0.00 min  
 Lab File: BP000036.D  
 Acq: 31 Aug 2019 10:49

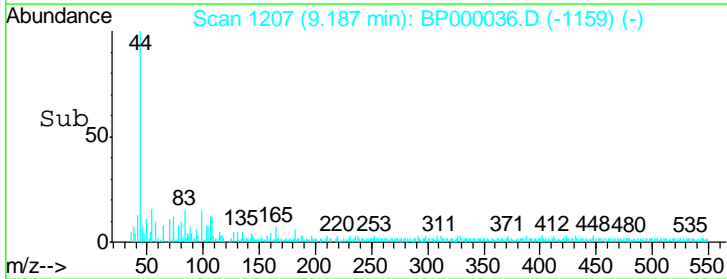
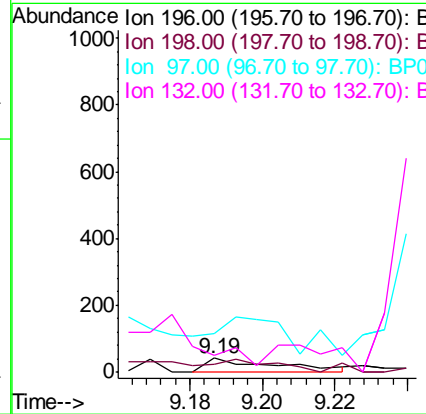

Instrument :  
 ClientSampleId :  
 MDL-W-BL-05

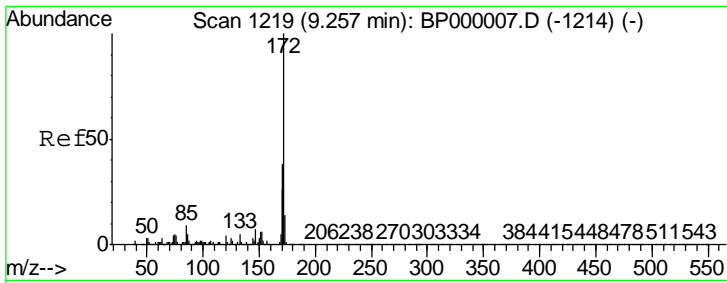
Tgt Ion	Resp	Lower	Upper
196	100		
198	78.9	76.2	114.2
200	23.7	25.0	37.4#



#44  
 2,4,5-Trichlorophenol  
 Concen: 0.003 ng  
 RT: 9.19 min Scan# 1207  
 Delta R.T. -0.02 min  
 Lab File: BP000036.D  
 Acq: 31 Aug 2019 10:49

Tgt Ion	Resp	Lower	Upper
196	100		
198	52.4	74.9	112.3#
97	271.4	42.2	63.2#
132	119.0	23.0	34.4#

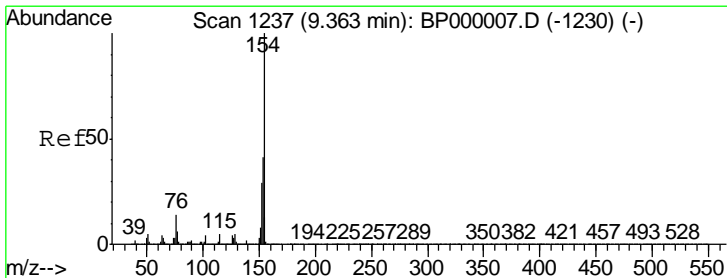
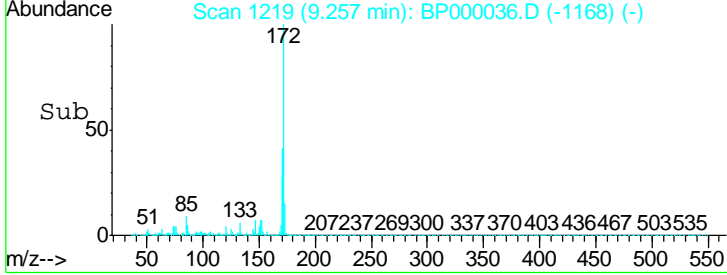
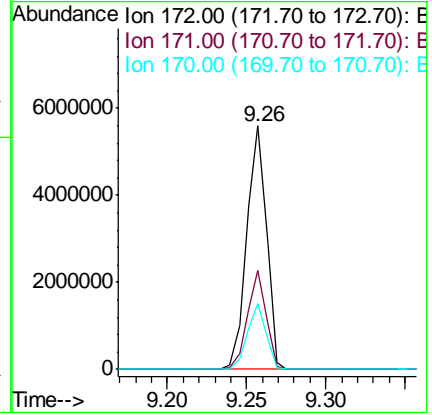
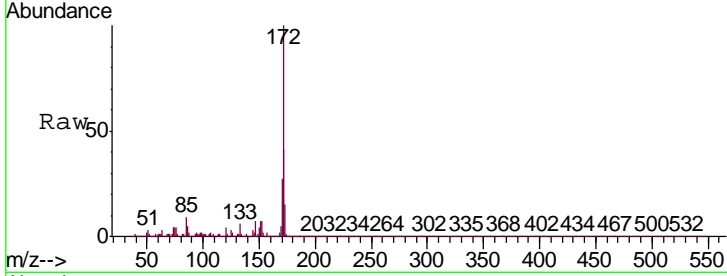




#45  
 2-Fluorobiphenyl  
 Concen: 85.468 ng  
 RT: 9.26 min Scan# 1219  
 Delta R.T. -0.00 min  
 Lab File: BP000036.D  
 Acq: 31 Aug 2019 10:49

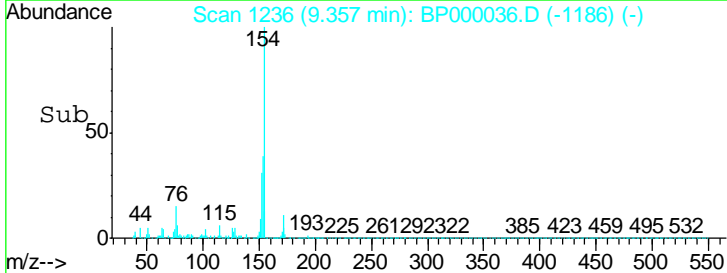
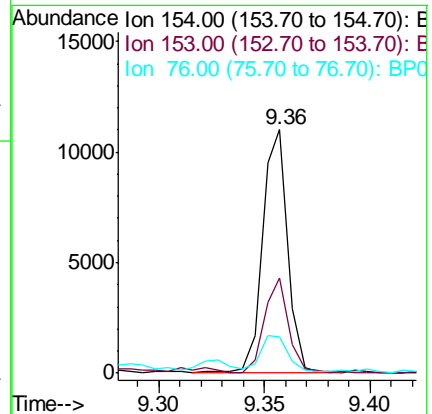
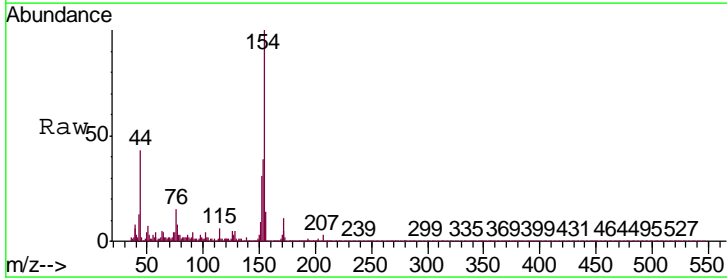
Instrument :  
 ClientSampleId :  
 MDL-W-BL-05

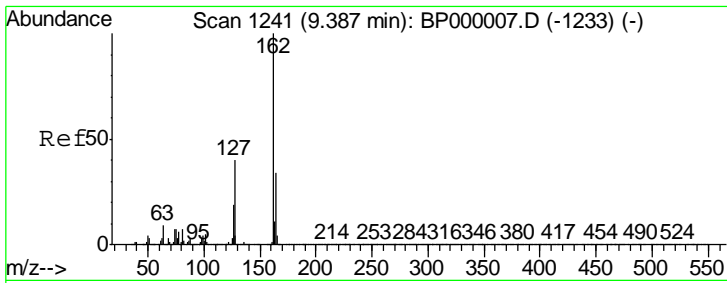
Tgt Ion	Resp	Lower	Upper
172	4797977		
171	40.6	30.7	46.1
170	27.1	20.7	31.1



#46  
 1,1'-Biphenyl  
 Concen: 0.138 ng  
 RT: 9.36 min Scan# 1236  
 Delta R.T. -0.01 min  
 Lab File: BP000036.D  
 Acq: 31 Aug 2019 10:49

Tgt Ion	Resp	Lower	Upper
154	9139		
153	39.2	21.1	61.1
76	14.9	0.0	33.7

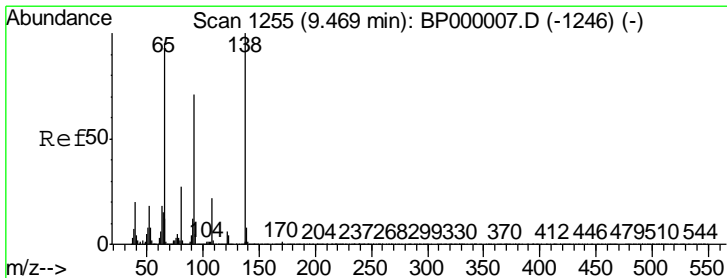
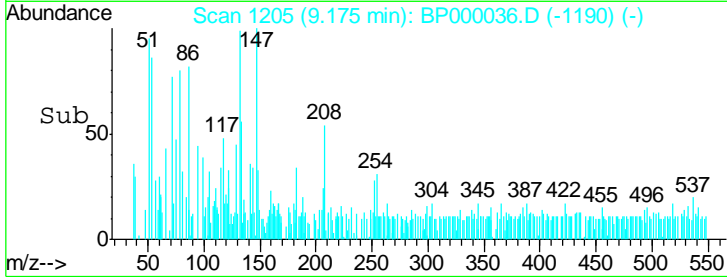
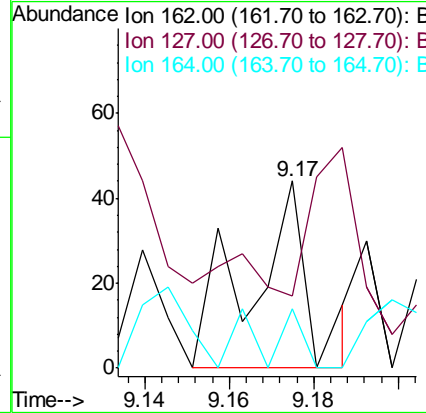
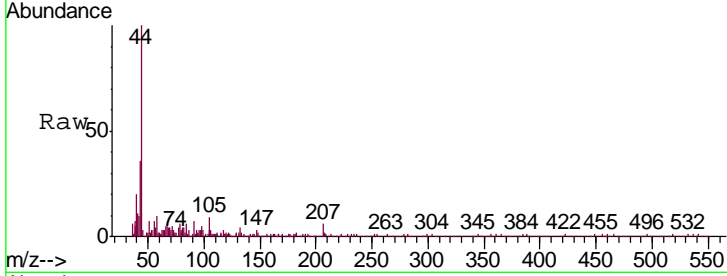




#47  
 2-Chloronaphthalene  
 Concen: 0.001 ng  
 RT: 9.17 min Scan# 1205  
 Delta R.T. -0.21 min  
 Lab File: BP000036.D  
 Acq: 31 Aug 2019 10:49

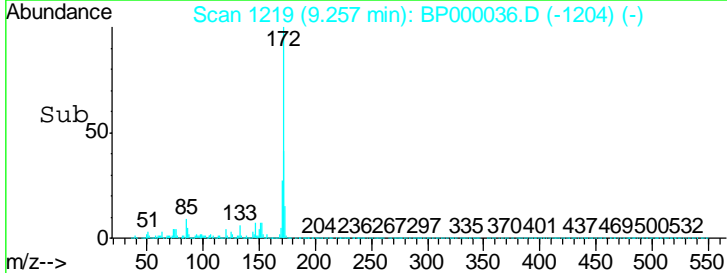
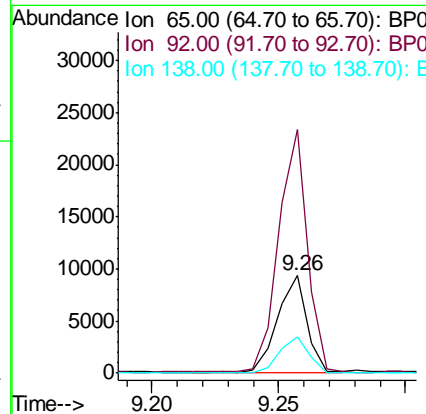
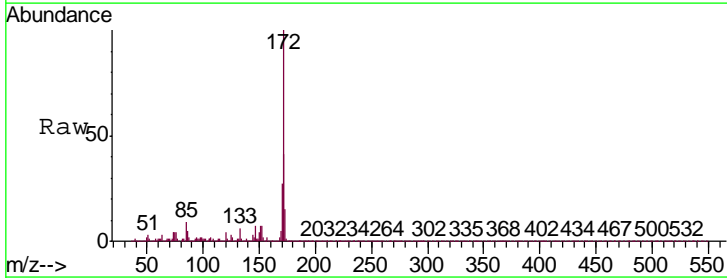
Instrument :  
 Client Sample ID :  
 MDL-W-BL-05

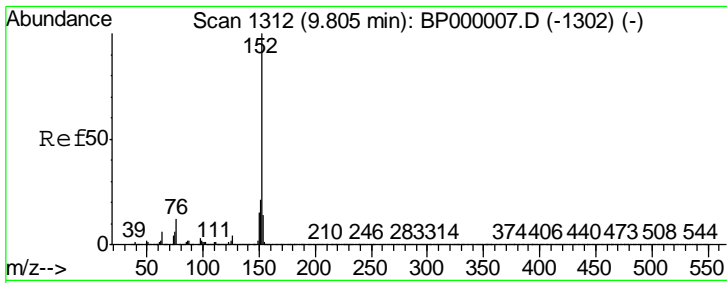
Tgt Ion	Resp	Lower	Upper
162	100		
127	38.6	32.2	48.4
164	31.8	26.9	40.3



#48  
 2-Nitroaniline  
 Concen: 0.512 ng  
 RT: 9.26 min Scan# 1219  
 Delta R.T. -0.21 min  
 Lab File: BP000036.D  
 Acq: 31 Aug 2019 10:49

Tgt Ion	Resp	Lower	Upper
65	100		
92	250.4	60.3	90.5#
138	37.5	84.5	126.7#

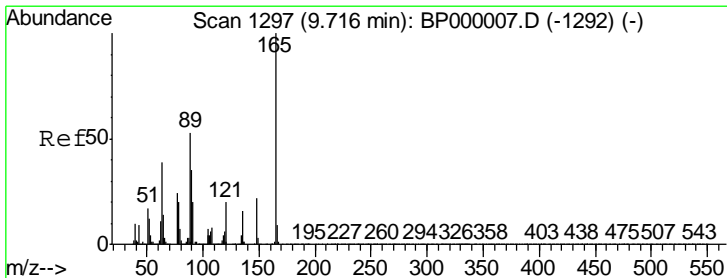
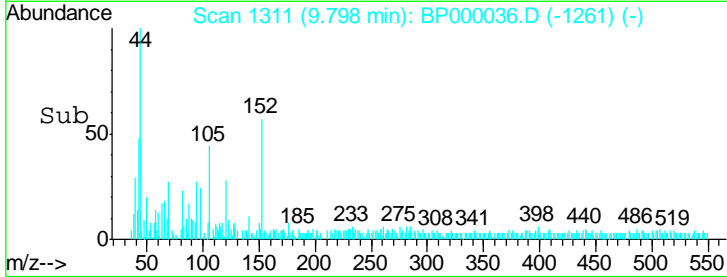
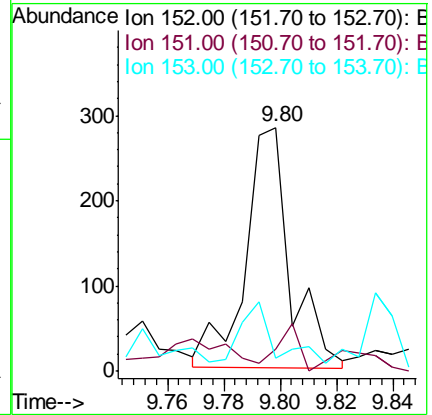
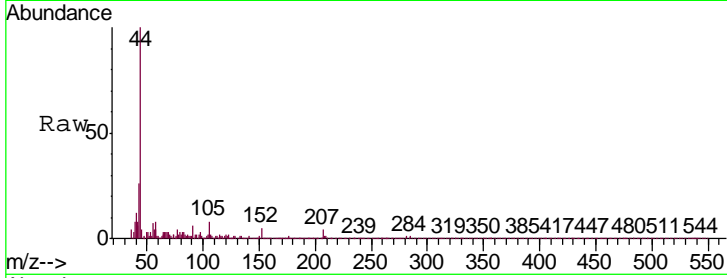




#49  
 Acenaphthylene  
 Concen: 0.004 ng  
 RT: 9.80 min Scan# 1311  
 Delta R.T. -0.01 min  
 Lab File: BP000036.D  
 Acq: 31 Aug 2019 10:49

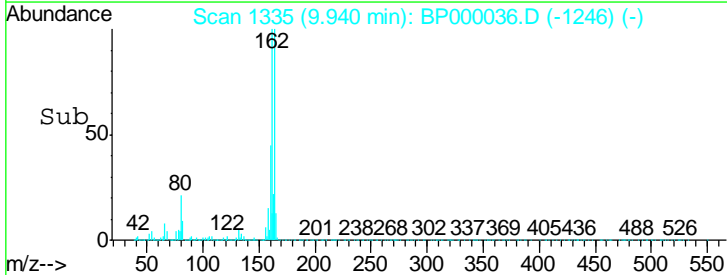
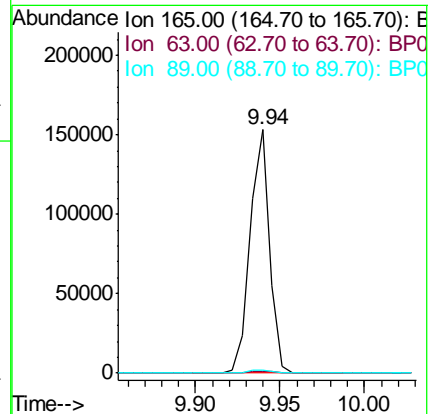
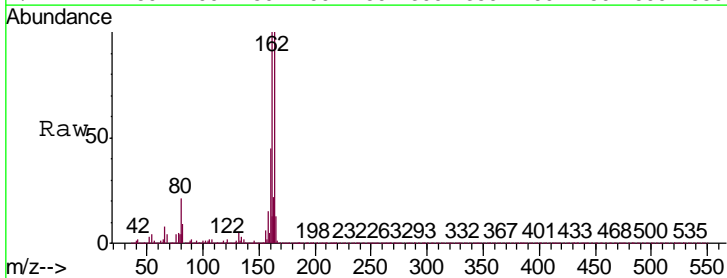
Instrument :  
 Client Sample ID :  
 MDL-W-BL-05

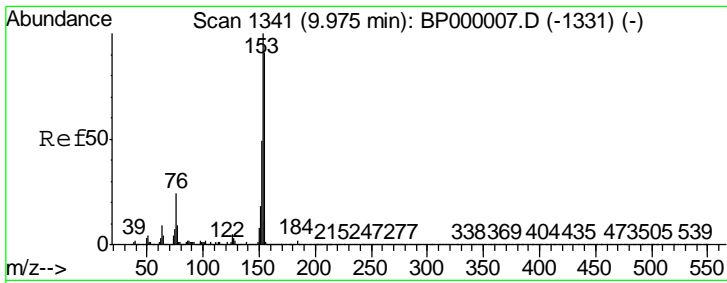
Tgt Ion	Resp	Lower	Upper
152	100		
151	8.7	17.0	25.6#
153	5.2	11.0	16.6#



#51  
 2,6-Dinitrotoluene  
 Concen: 9.078 ng  
 RT: 9.94 min Scan# 1335  
 Delta R.T. 0.22 min  
 Lab File: BP000036.D  
 Acq: 31 Aug 2019 10:49

Tgt Ion	Resp	Lower	Upper
165	100		
63	0.9	35.8	53.6#
89	1.4	42.2	63.4#

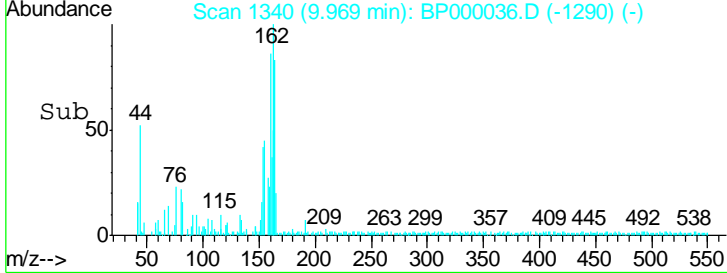
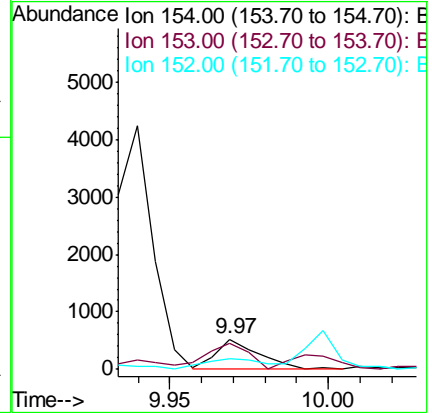
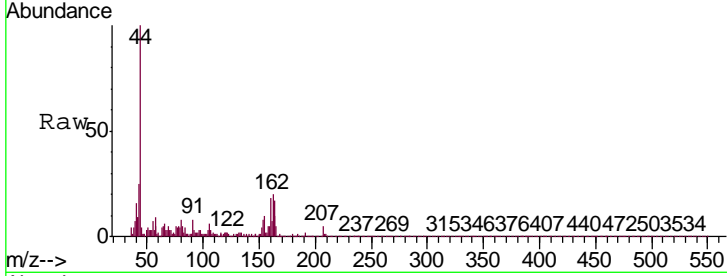




#52  
 Acenaphthene  
 Concen: 0.009 ng  
 RT: 9.97 min Scan# 1340  
 Delta R.T. -0.01 min  
 Lab File: BP000036.D  
 Acq: 31 Aug 2019 10:49

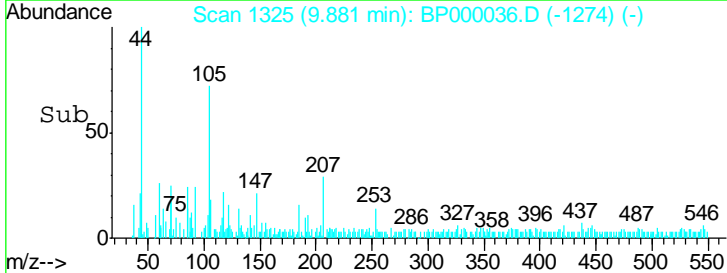

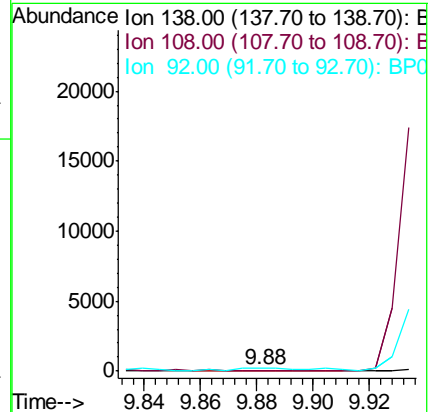
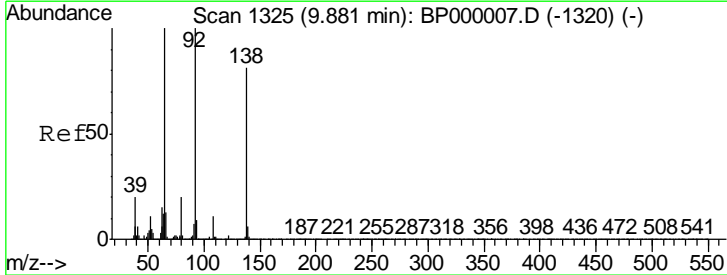
Instrument :  
 Client Sampled :  
 MDL-W-BL-05

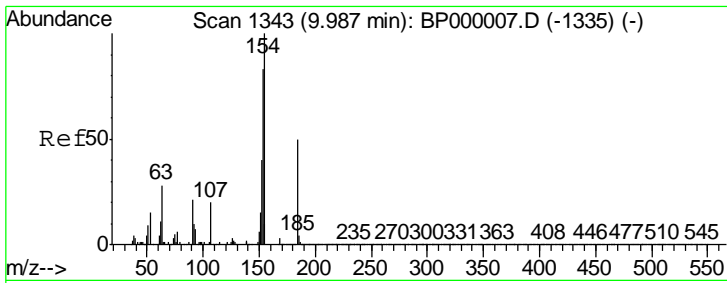
Tgt Ion	Resp	Lower	Upper
154	100		
153	85.2	88.2	132.2#
152	36.5	42.9	64.3#



#53  
 3-Nitroaniline  
 Concen: 0.003 ng  
 RT: 9.88 min Scan# 1325  
 Delta R.T. -0.00 min  
 Lab File: BP000036.D  
 Acq: 31 Aug 2019 10:49

Tgt Ion	Resp	Lower	Upper
138	100		
108	68.8	11.0	16.4#
92	575.0	98.2	147.4#

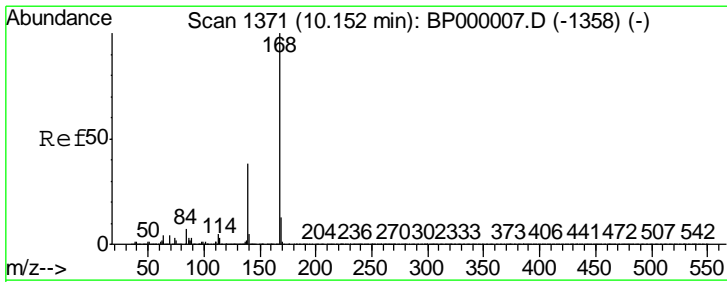
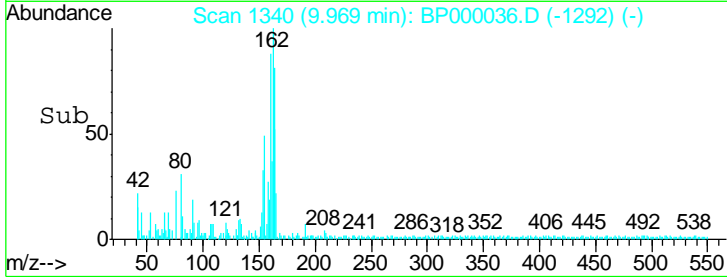
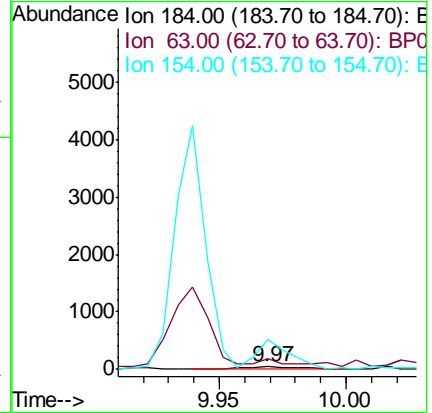
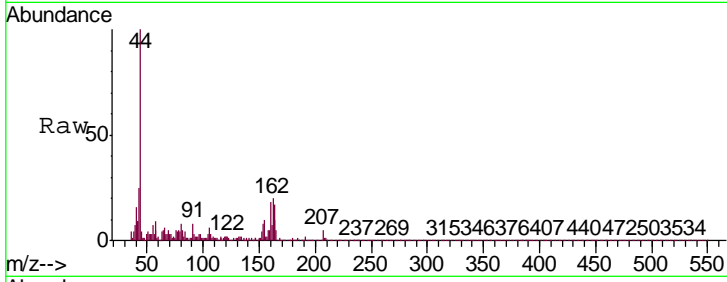




#54  
 2,4-Dinitrophenol  
 Concen: 8.656 ng  
 RT: 9.97 min Scan# 1340  
 Delta R.T. -0.02 min  
 Lab File: BP000036.D  
 Acq: 31 Aug 2019 10:49

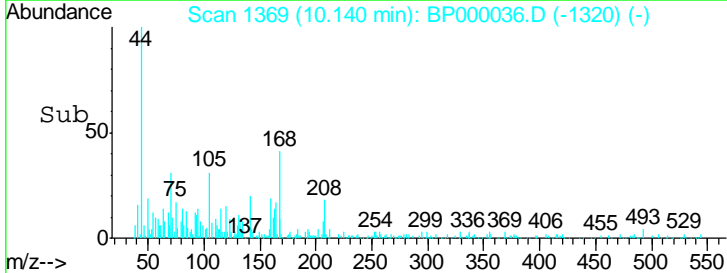
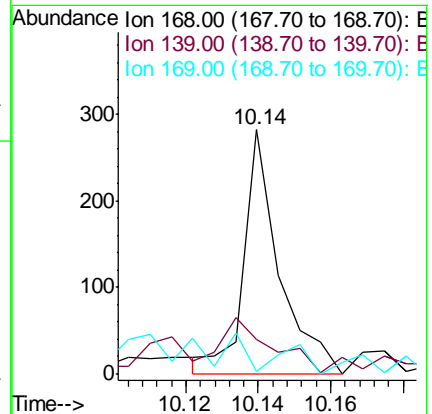

Instrument :  
 ClientSampleId :  
 MDL-W-BL-05

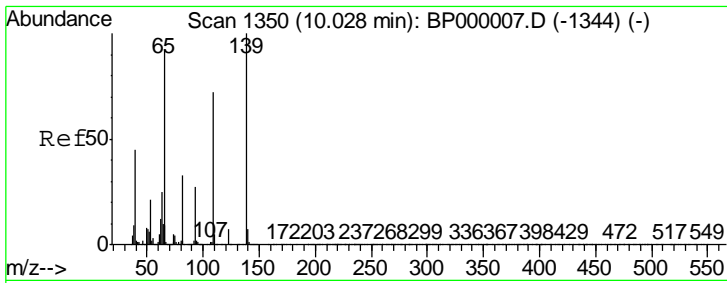
Tgt Ion	Resp	Lower	Upper
184	100		
63	456.1	46.0	69.0#
154	1268.3	161.9	242.9#



#55  
 Dibenzofuran  
 Concen: 0.003 ng  
 RT: 10.14 min Scan# 1369  
 Delta R.T. -0.01 min  
 Lab File: BP000036.D  
 Acq: 31 Aug 2019 10:49

Tgt Ion	Resp	Lower	Upper
168	100		
139	13.8	30.2	45.2#
169	1.1	10.7	16.1#

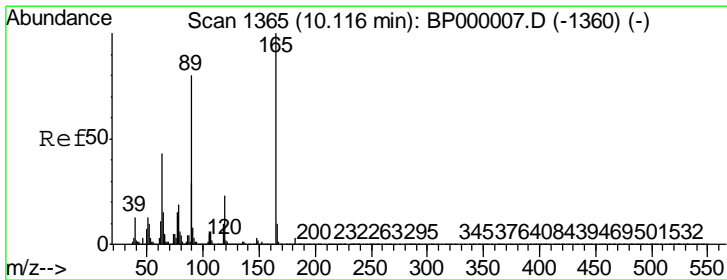
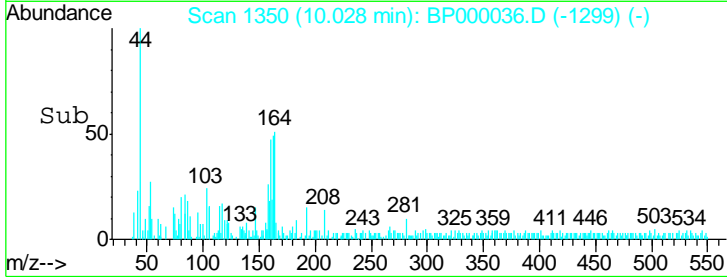
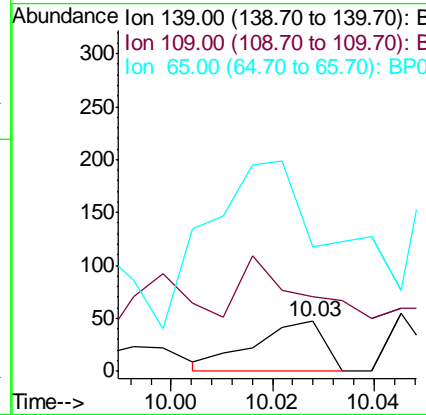
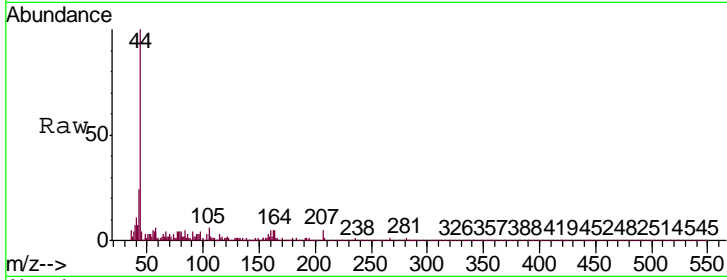




#56  
 4-Nitrophenol  
 Concen: 0.004 ng  
 RT: 10.03 min Scan# 1350  
 Delta R.T. -0.00 min  
 Lab File: BP000036.D  
 Acq: 31 Aug 2019 10:49

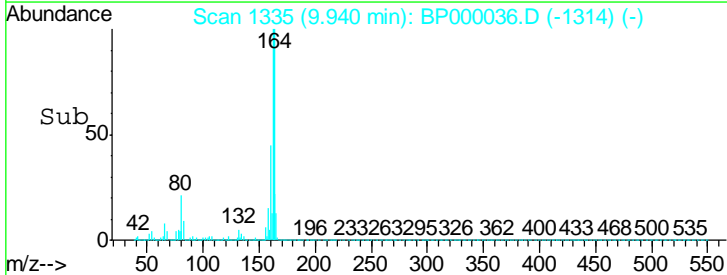
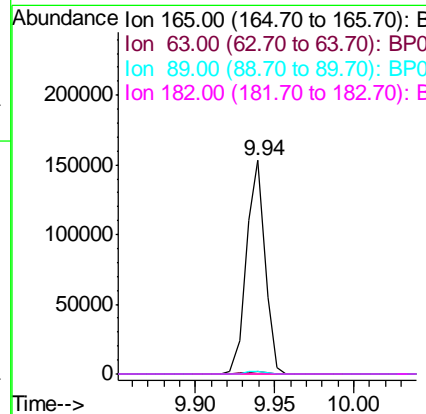
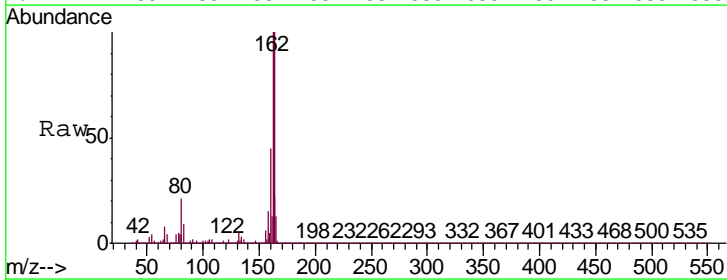
Instrument :  
 Client Sample ID :  
 MDL-W-BL-05

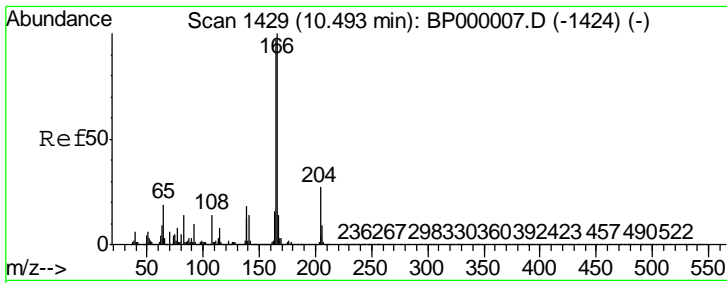
Tgt Ion	Resp	Lower	Upper
139	100		
109	148.9	52.4	92.4#
65	251.1	72.2	112.2#



#57  
 2,4-Dinitrotoluene  
 Concen: 7.112 ng  
 RT: 9.94 min Scan# 1335  
 Delta R.T. -0.18 min  
 Lab File: BP000036.D  
 Acq: 31 Aug 2019 10:49

Tgt Ion	Resp	Lower	Upper
165	100		
63	0.9	34.4	51.6#
89	1.4	64.3	96.5#
182	0.0	2.2	3.4#

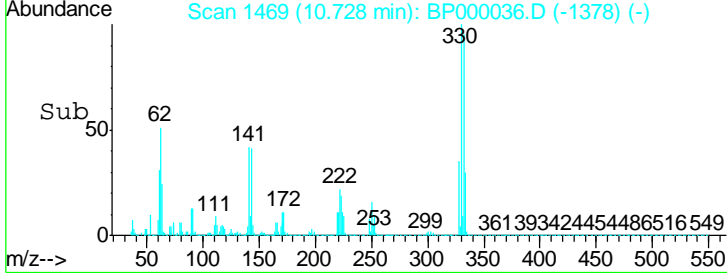
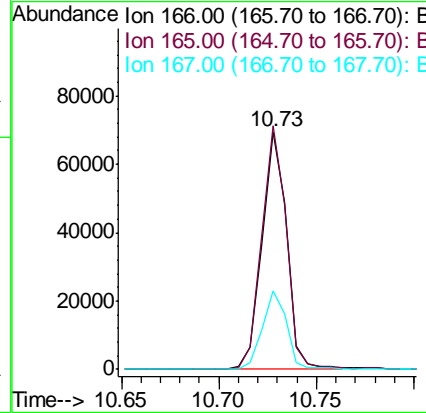
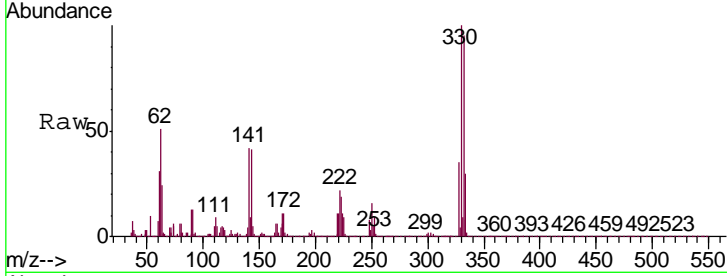




#58  
 Fluorene  
 Concen: 1.115 ng  
 RT: 10.73 min Scan# 1469  
 Delta R.T. 0.24 min  
 Lab File: BP000036.D  
 Acq: 31 Aug 2019 10:49

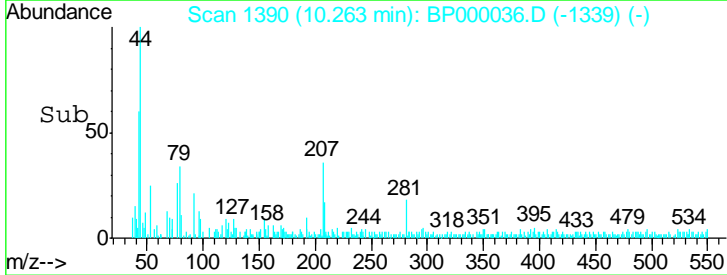
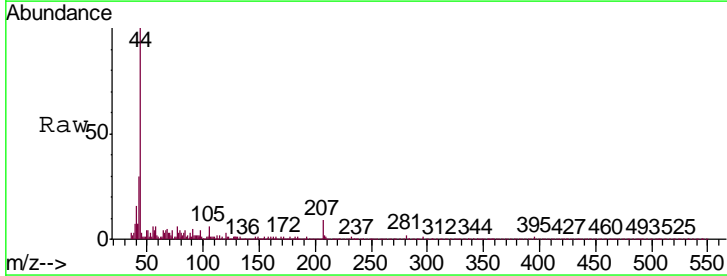
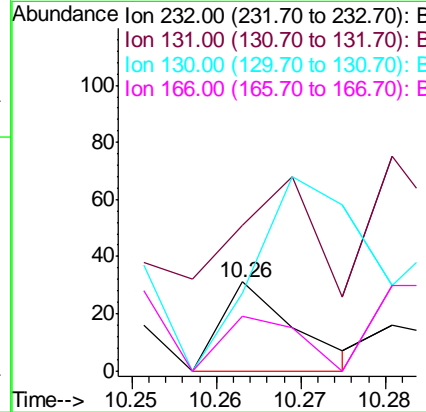
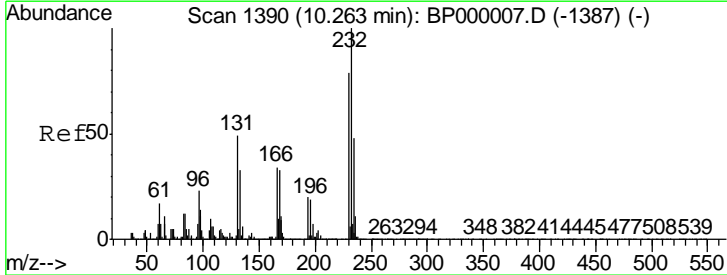
Instrument :  
 Client Sampled :  
 MDL-W-BL-05

Tgt Ion	Resp	Lower	Upper
166	100		
165	102.5	77.3	115.9
167	33.0	11.0	16.6#

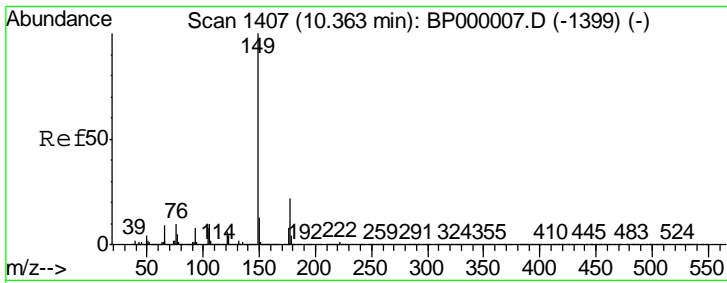


#59  
 2,3,4,6-Tetrachlorophenol  
 Concen: 0.001 ng  
 RT: 10.26 min Scan# 1390  
 Delta R.T. -0.00 min  
 Lab File: BP000036.D  
 Acq: 31 Aug 2019 10:49

Tgt Ion	Resp	Lower	Upper
232	100		
131	463.2	39.3	58.9#
130	557.9	2.1	3.1#
166	0.0	26.5	39.7#



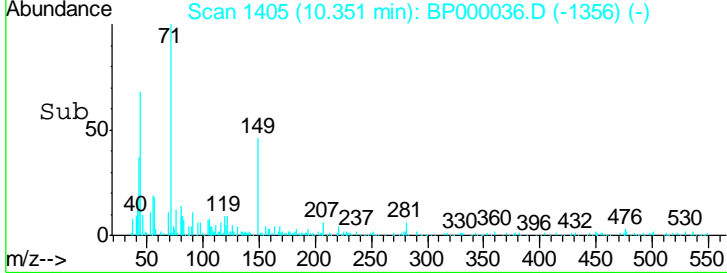
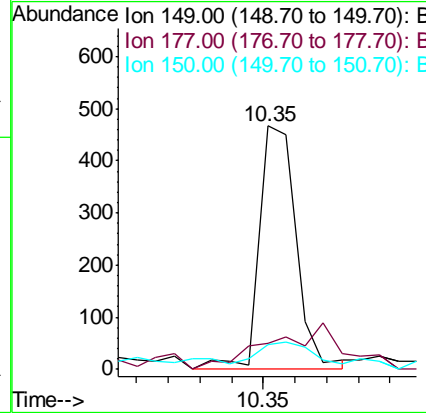
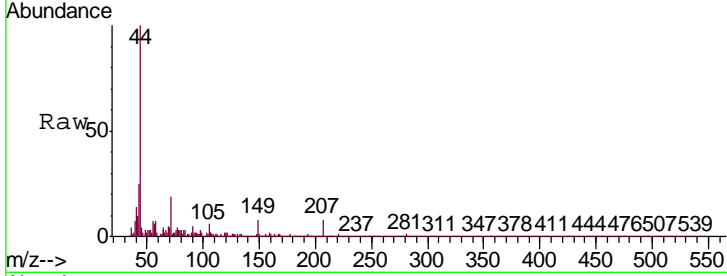




#60  
 Diethylphthalate  
 Concen: 0.006 ng  
 RT: 10.35 min Scan# 1405  
 Delta R.T. -0.01 min  
 Lab File: BP000036.D  
 Acq: 31 Aug 2019 10:49

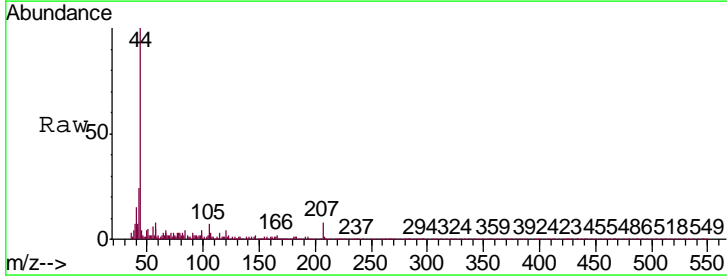
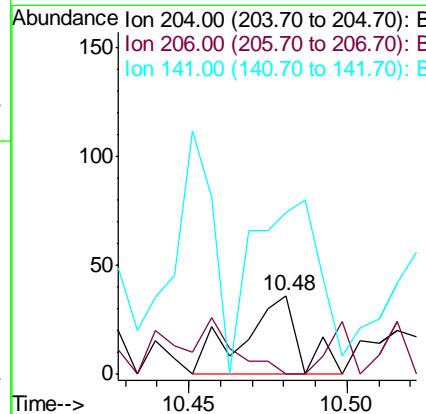
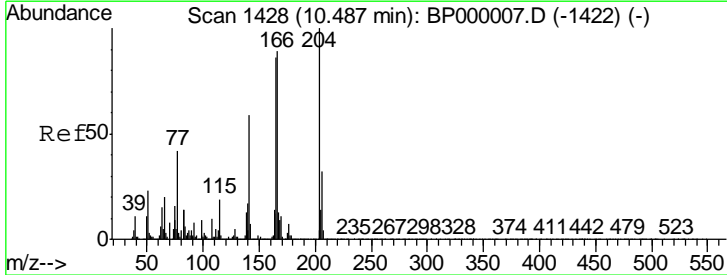
Instrument :  
 Client Sample Id :  
 MDL-W-BL-05

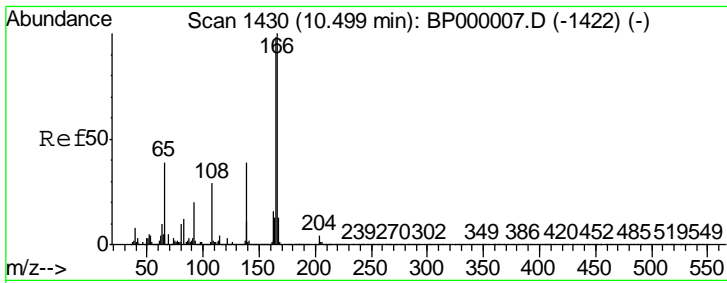
Tgt Ion	Resp	Lower	Upper
149	100		
177	10.5	17.3	25.9#
150	10.1	10.3	15.5#



#61  
 4-Chlorophenyl-phenylether  
 Concen: 0.002 ng  
 RT: 10.48 min Scan# 1427  
 Delta R.T. -0.01 min  
 Lab File: BP000036.D  
 Acq: 31 Aug 2019 10:49

Tgt Ion	Resp	Lower	Upper
204	100		
206	0.0	26.0	39.0#
141	205.6	47.6	71.4#

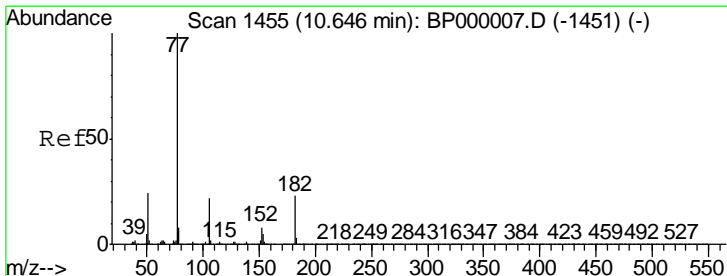
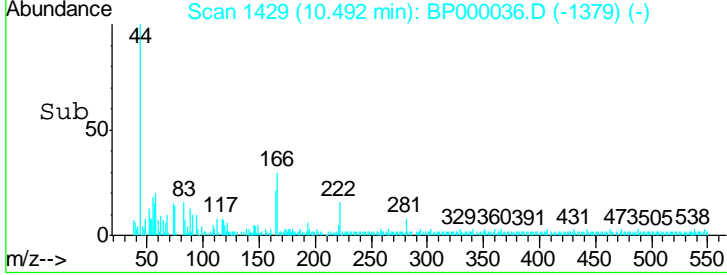
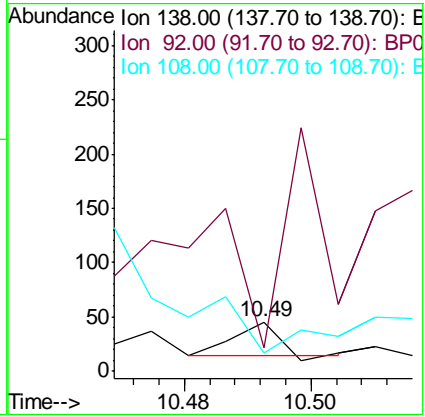





#62  
 4-Nitroaniline  
 Concen: 0.001 ng  
 RT: 10.49 min Scan# 1429  
 Delta R.T. -0.01 min  
 Lab File: BP000036.D  
 Acq: 31 Aug 2019 10:49

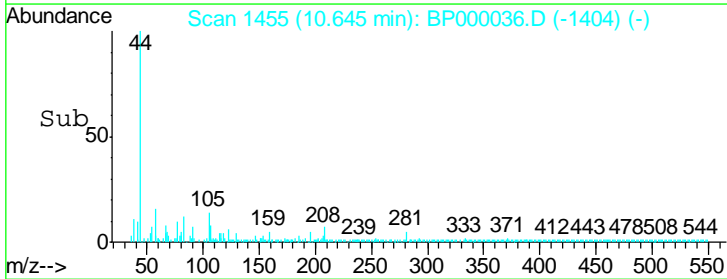
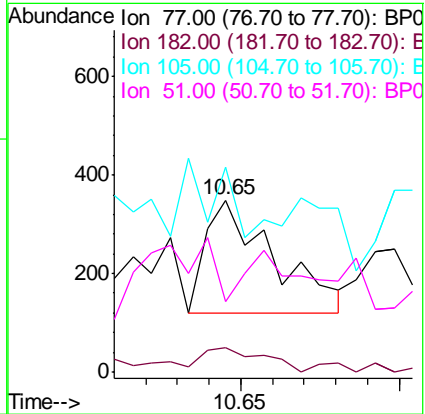

Instrument :  
 ClientSampleId :  
 MDL-W-BL-05

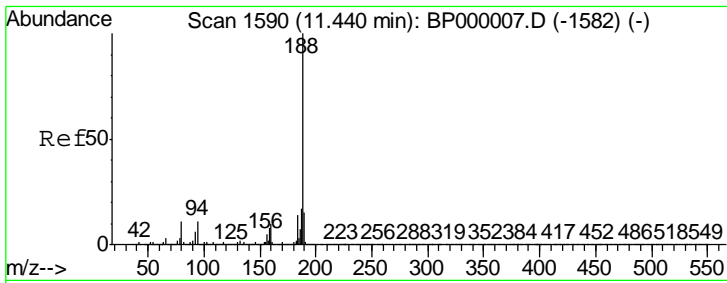
Tgt Ion	Resp	Lower	Upper
138	15		
138	100		
92	46.7	32.8	72.8
108	37.8	55.7	95.7#



#63  
 Azobenzene  
 Concen: 0.006 ng  
 RT: 10.65 min Scan# 1455  
 Delta R.T. -0.00 min  
 Lab File: BP000036.D  
 Acq: 31 Aug 2019 10:49

Tgt Ion	Resp	Lower	Upper
77	346		
77	100		
182	14.3	2.6	42.6
105	119.2	2.3	42.3#
51	41.3	4.5	44.5

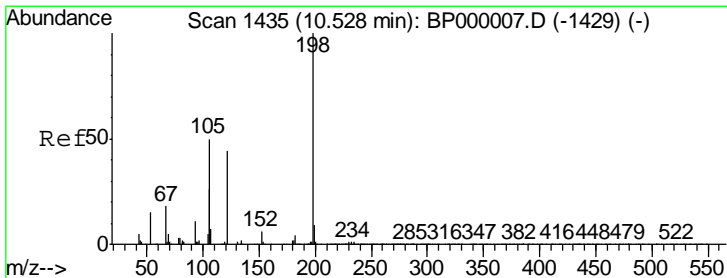
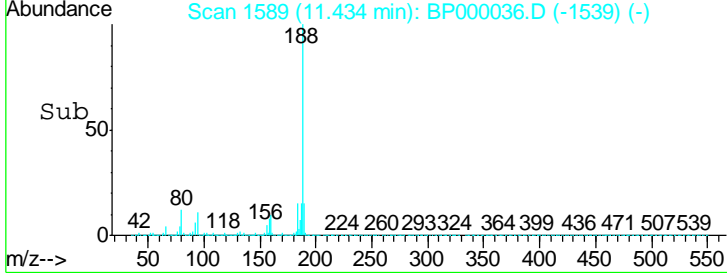
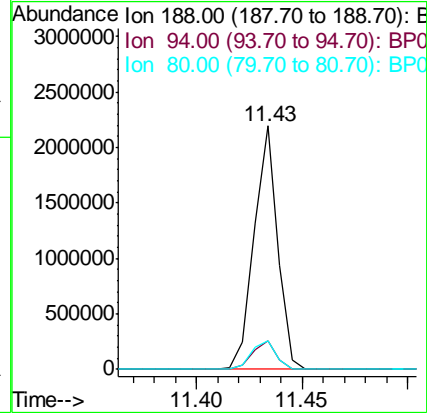
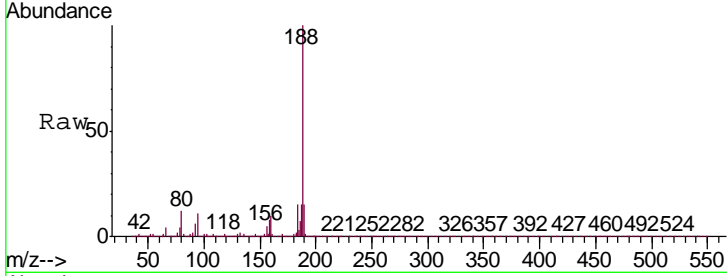




#64  
 Phenanthrene-d10  
 Concen: 20.000 ng  
 RT: 11.43 min Scan# 1589  
 Delta R.T. -0.01 min  
 Lab File: BP000036.D  
 Acq: 31 Aug 2019 10:49

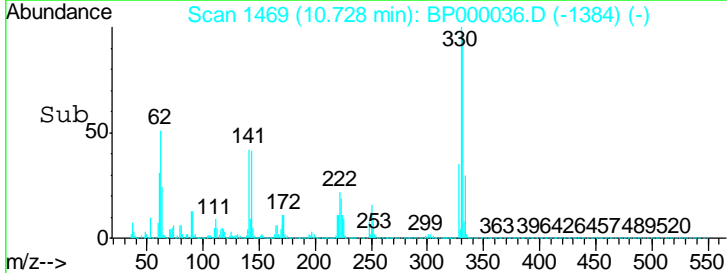
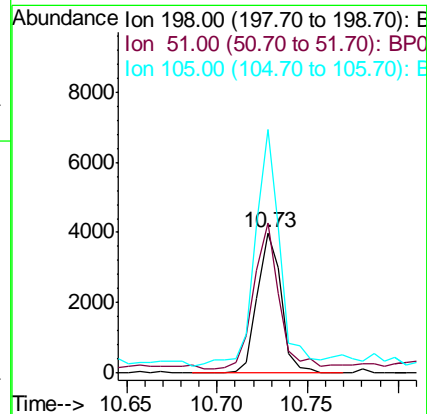
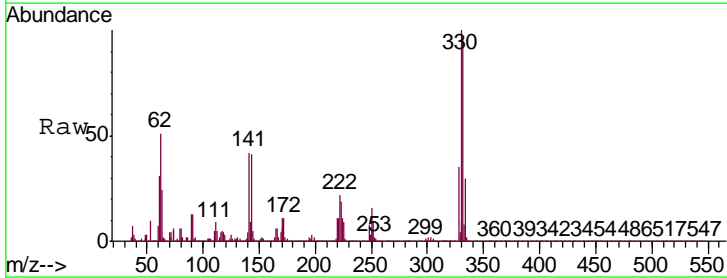
Instrument :  
 Client Sampled :  
 MDL-W-BL-05

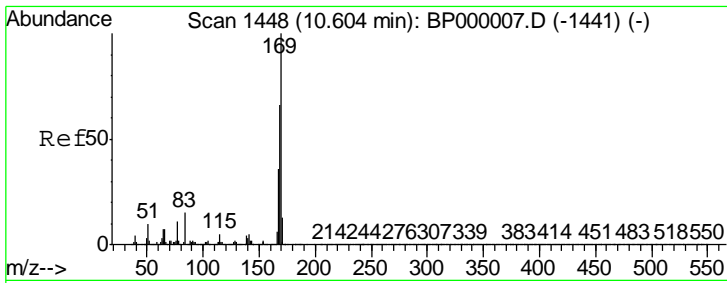
Tgt Ion	Resp	Lower	Upper
188	1696501		
94	11.5	8.8	13.2
80	11.9	9.0	13.6



#65  
 4,6-Dinitro-2-methylphenol  
 Concen: 8.192 ng  
 RT: 10.73 min Scan# 1469  
 Delta R.T. 0.20 min  
 Lab File: BP000036.D  
 Acq: 31 Aug 2019 10:49

Tgt Ion	Resp	Lower	Upper
198	3643		
51	107.3	22.1	62.1#
105	173.4	32.0	72.0#

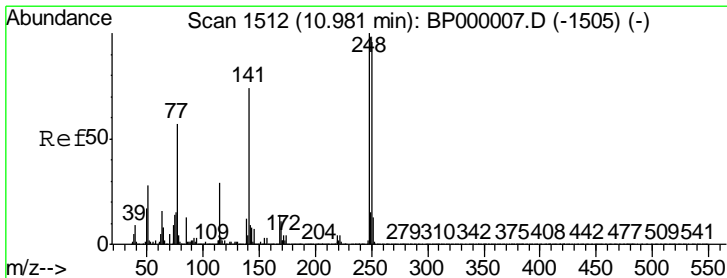
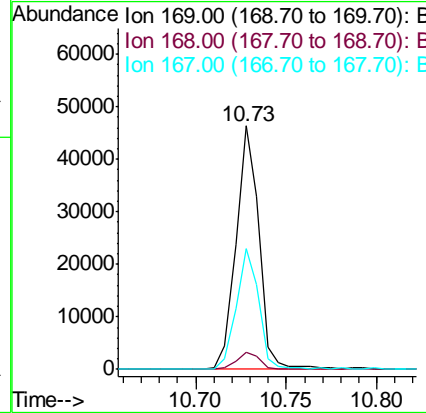
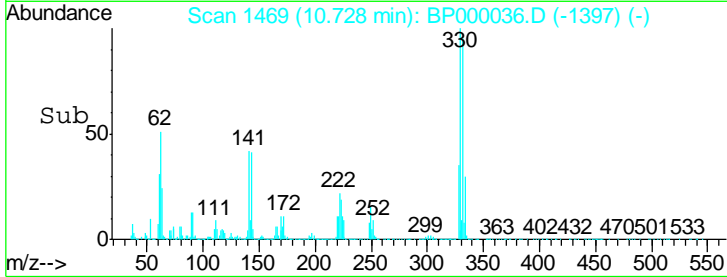
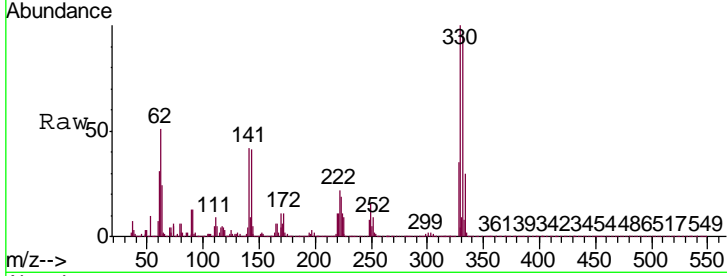




#66  
 n-Nitrosodiphenylamine  
 Concen: 0.809 ng  
 RT: 10.73 min Scan# 1469  
 Delta R.T. 0.12 min  
 Lab File: BP000036.D  
 Acq: 31 Aug 2019 10:49

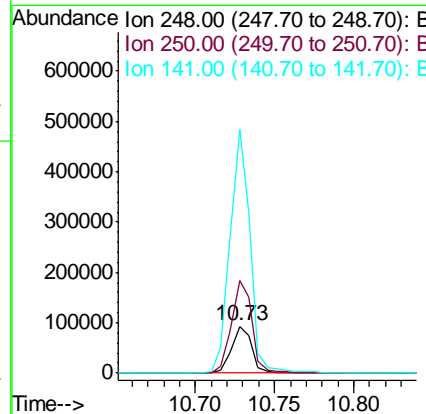
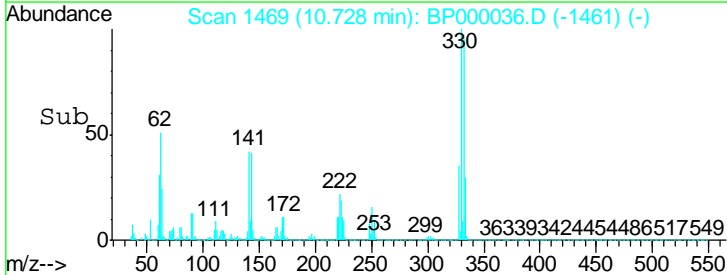
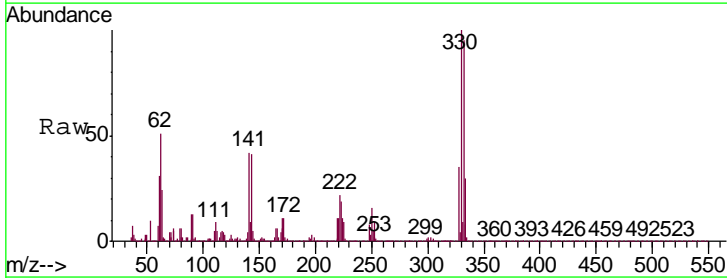
Instrument :  
 Client Sample Id :  
 MDL-W-BL-05

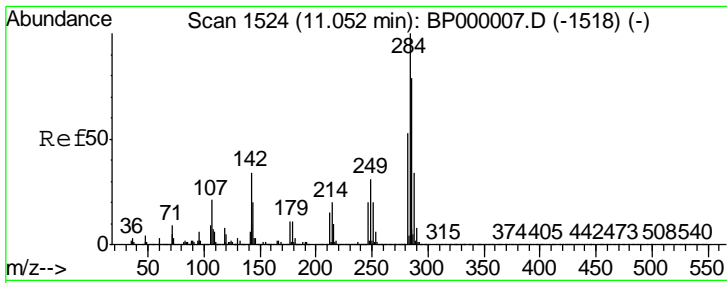
Tgt Ion	Resp	Lower	Upper
169	100		
168	6.8	52.9	79.3#
167	49.5	29.2	43.8#



#67  
 4-Bromophenyl-phenylether  
 Concen: 4.668 ng  
 RT: 10.73 min Scan# 1469  
 Delta R.T. -0.25 min  
 Lab File: BP000036.D  
 Acq: 31 Aug 2019 10:49

Tgt Ion	Resp	Lower	Upper
248	100		
250	197.8	77.1	115.7#
141	523.6	59.5	89.3#

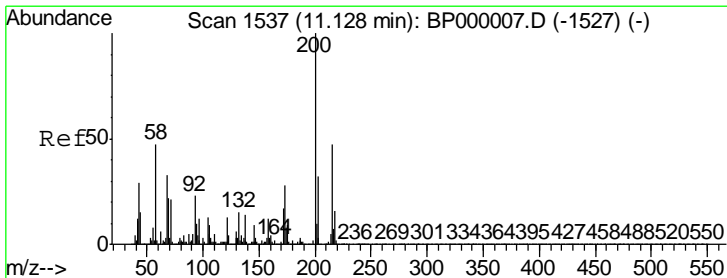
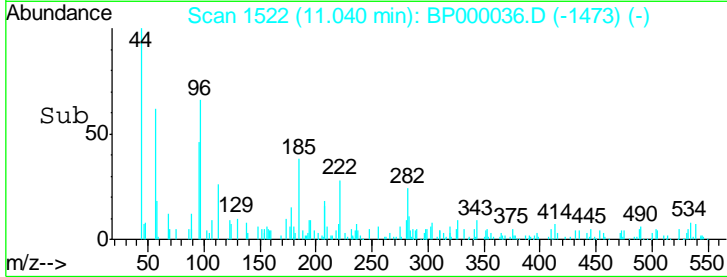
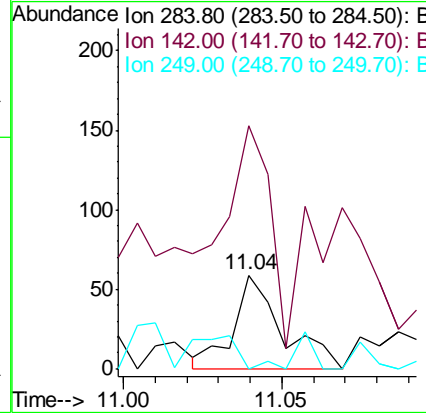
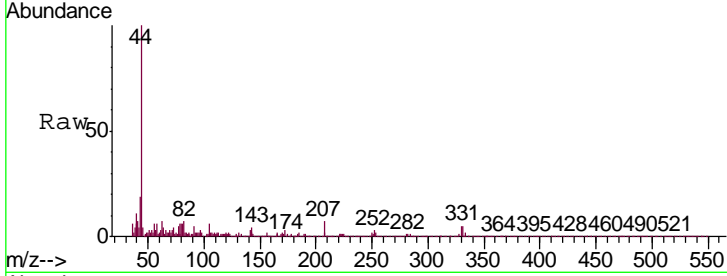




#68  
 Hexachlorobenzene  
 Concen: 0.003 ng  
 RT: 11.04 min Scan# 1522  
 Delta R.T. -0.01 min  
 Lab File: BP000036.D  
 Acq: 31 Aug 2019 10:49

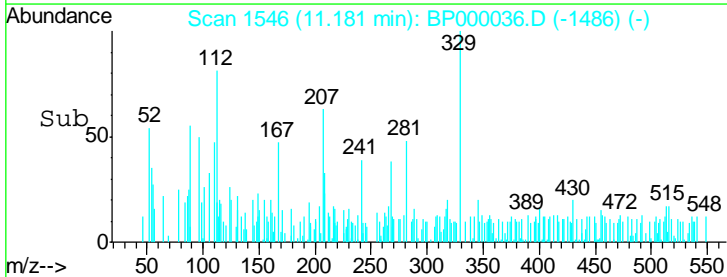
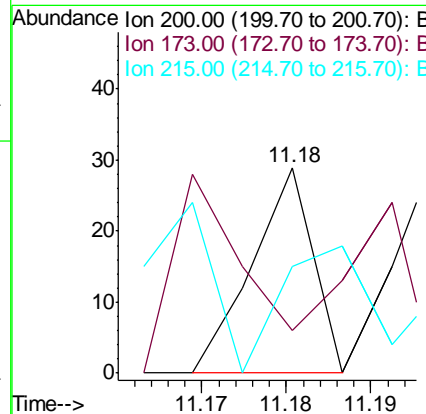
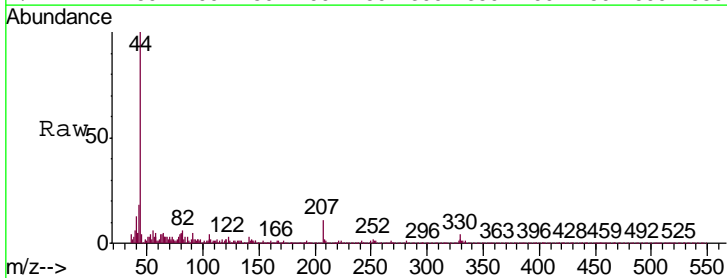
Instrument :  
 Client Sampled :  
 MDL-W-BL-05

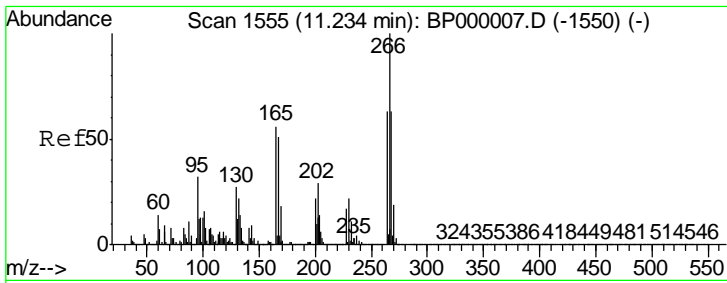
Tgt Ion	Resp	Lower	Upper
284	100		
142	259.3	27.0	40.4#
249	205.1	24.9	37.3#



#69  
 Atrazine  
 Concen: Below Cal  
 RT: 11.18 min Scan# 1546  
 Delta R.T. 0.05 min  
 Lab File: BP000036.D  
 Acq: 31 Aug 2019 10:49

Tgt Ion	Resp	Lower	Upper
200	100		
173	20.7	8.1	48.1
215	51.7	26.7	66.7

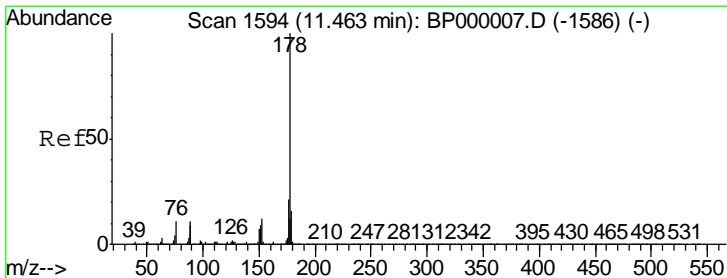
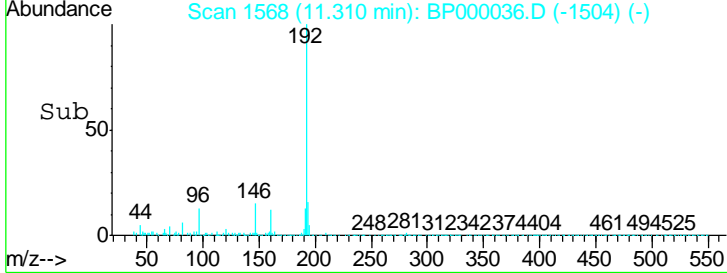
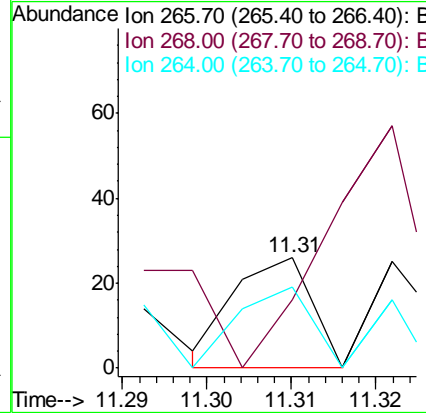
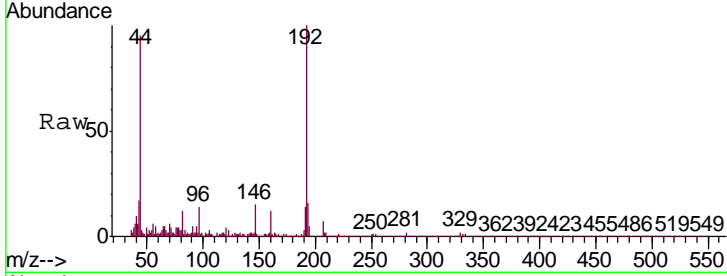




#70  
 Pentachlorophenol  
 Concen: 0.002 ng  
 RT: 11.31 min Scan# 1568  
 Delta R.T. 0.08 min  
 Lab File: BP000036.D  
 Acq: 31 Aug 2019 10:49

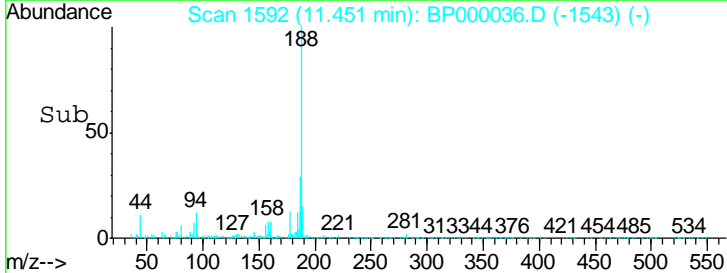
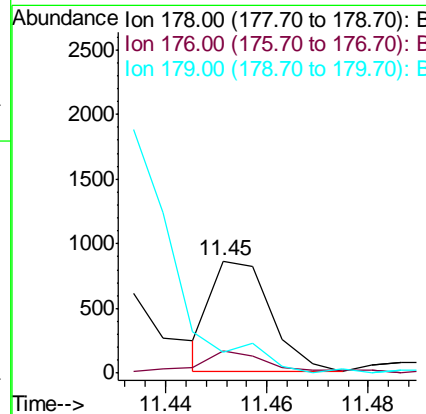
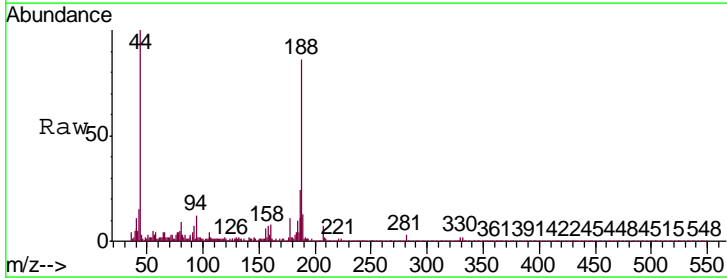
Instrument :  
 Client Sampled :  
 MDL-W-BL-05

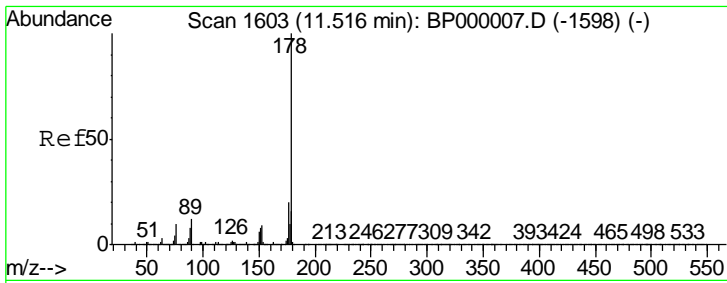
Tgt Ion	Resp	Lower	Upper
266	100		
268	61.5	50.1	75.1
264	73.1	50.6	76.0



#71  
 Phenanthrene  
 Concen: 0.008 ng  
 RT: 11.45 min Scan# 1592  
 Delta R.T. -0.01 min  
 Lab File: BP000036.D  
 Acq: 31 Aug 2019 10:49

Tgt Ion	Resp	Lower	Upper
178	100		
176	19.3	16.7	25.1
179	18.8	13.1	19.7

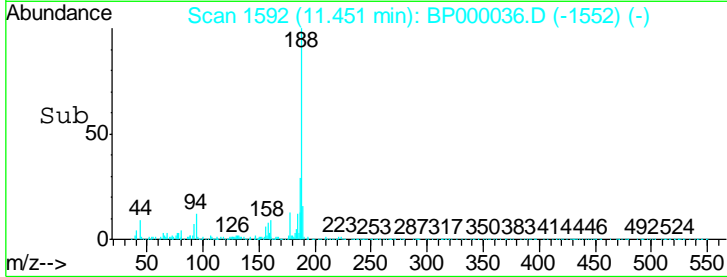
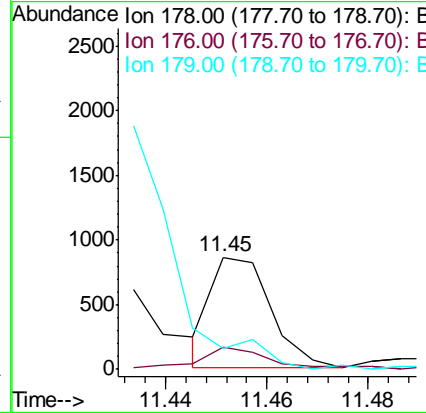
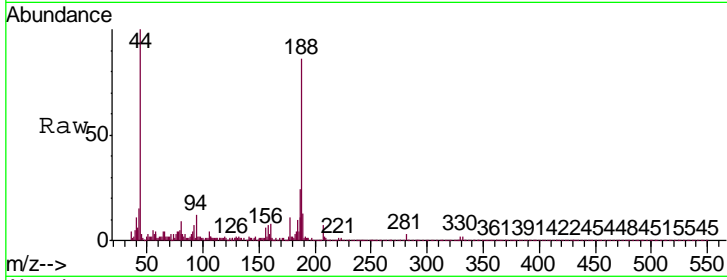




#72  
 Anthracene  
 Concen: 0.008 ng  
 RT: 11.45 min Scan# 1592  
 Delta R.T. -0.06 min  
 Lab File: BP000036.D  
 Acq: 31 Aug 2019 10:49


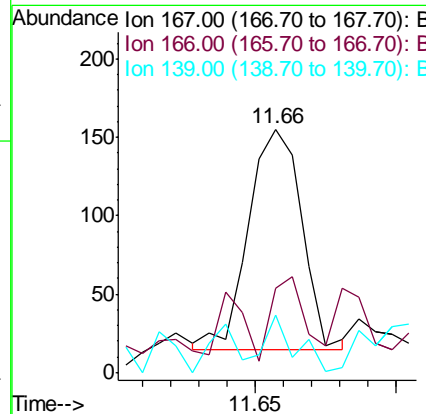
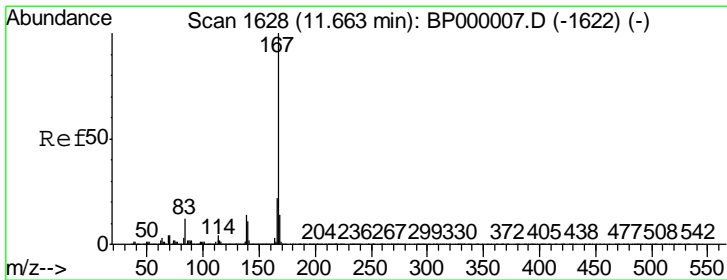
Instrument :  
 Client Sampled :  
 MDL-W-BL-05

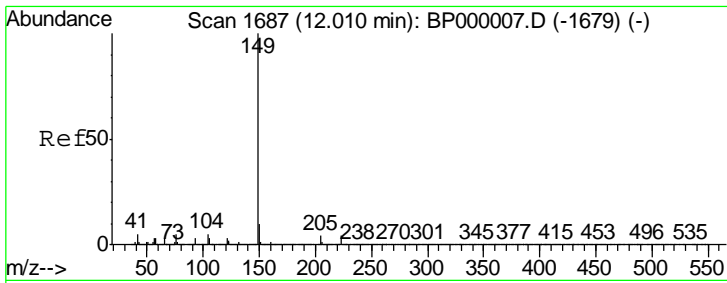
Tgt Ion	Resp	Lower	Upper
178	100		
176	19.3	15.9	23.9
179	18.8	13.0	19.6



#73  
 Carbazole  
 Concen: 0.002 ng  
 RT: 11.66 min Scan# 1627  
 Delta R.T. -0.01 min  
 Lab File: BP000036.D  
 Acq: 31 Aug 2019 10:49

Tgt Ion	Resp	Lower	Upper
167	100		
166	34.8	17.9	26.9#
139	23.9	11.4	17.2#

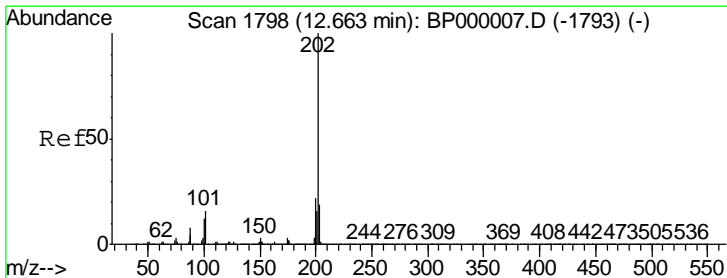
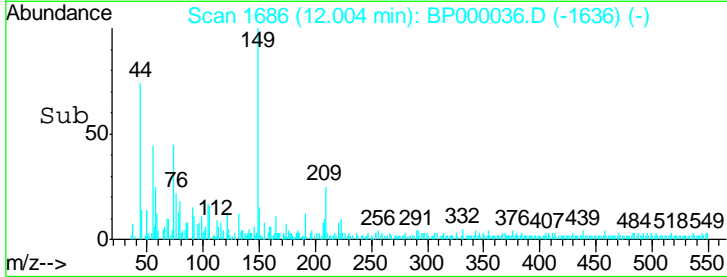
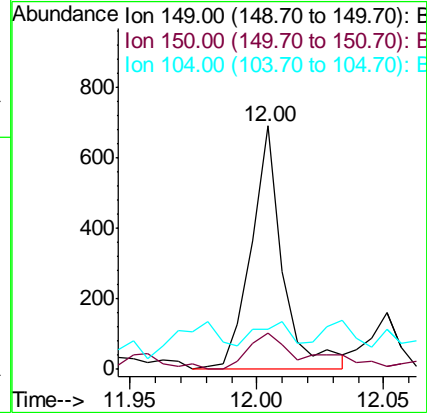
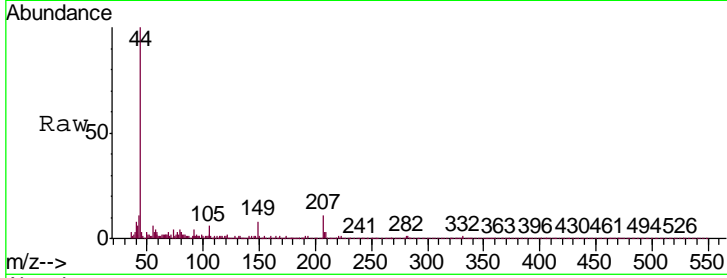




#74  
 Di-n-butylphthalate  
 Concen: 0.006 ng  
 RT: 12.00 min Scan# 1686  
 Delta R.T. -0.01 min  
 Lab File: BP000036.D  
 Acq: 31 Aug 2019 10:49

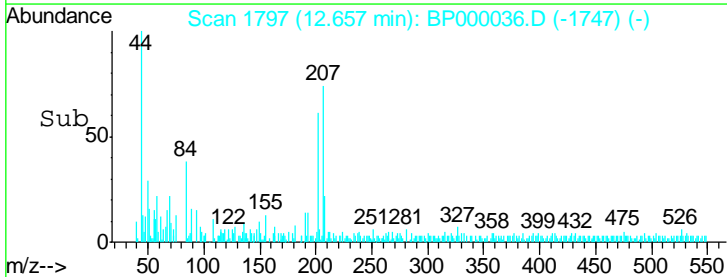
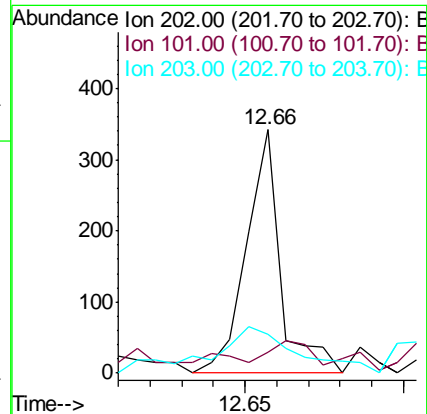
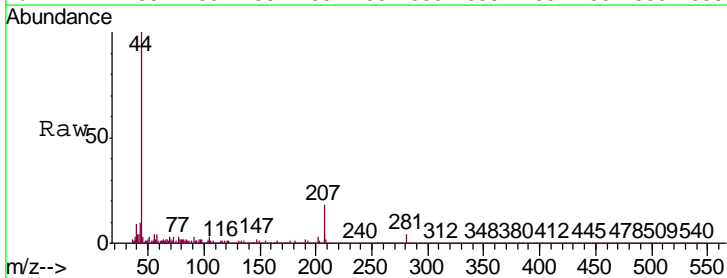
Instrument :  
 Client Sampled :  
 MDL-W-BL-05

Tgt Ion	Resp	Lower	Upper
149	100		
150	14.8	8.0	12.0#
104	16.4	4.4	6.6#

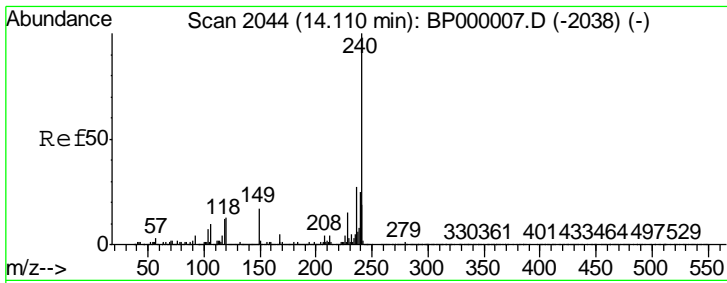


#75  
 Fluoranthene  
 Concen: 0.003 ng  
 RT: 12.66 min Scan# 1797  
 Delta R.T. -0.01 min  
 Lab File: BP000036.D  
 Acq: 31 Aug 2019 10:49

Tgt Ion	Resp	Lower	Upper
202	100		
101	8.8	0.0	36.4
203	16.1	0.0	38.7





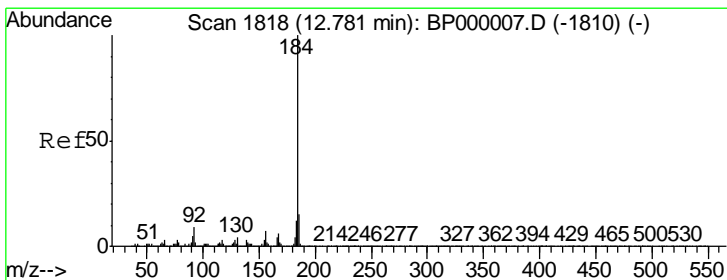
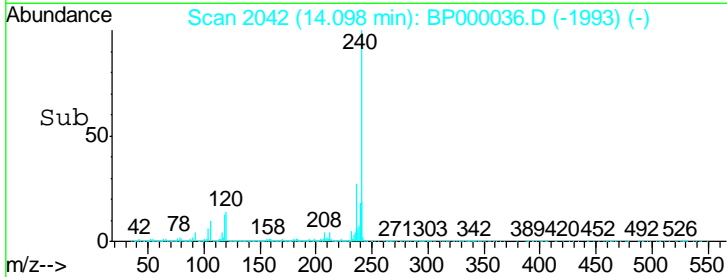
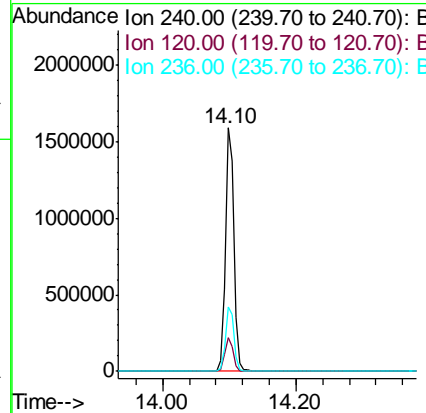
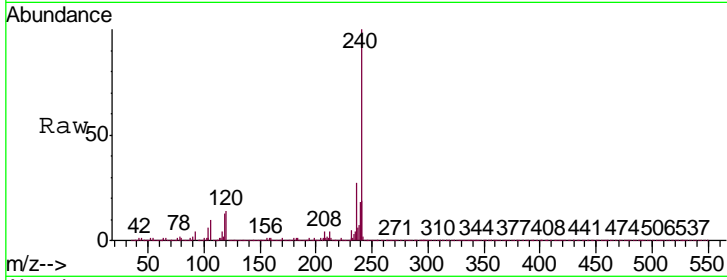


#76  
 Chrysene-d12  
 Concen: 20.000 ng  
 RT: 14.10 min Scan# 2042  
 Delta R.T. -0.01 min  
 Lab File: BP000036.D  
 Acq: 31 Aug 2019 10:49

Instrument :  
 Client Sample ID :  
 MDL-W-BL-05

Tgt Ion: 240 Resp: 1422546

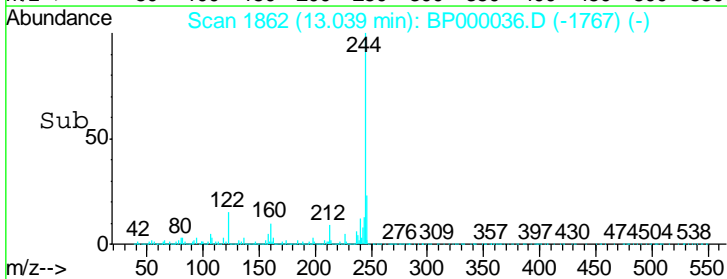
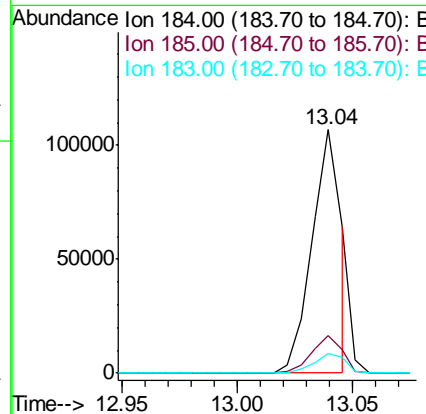
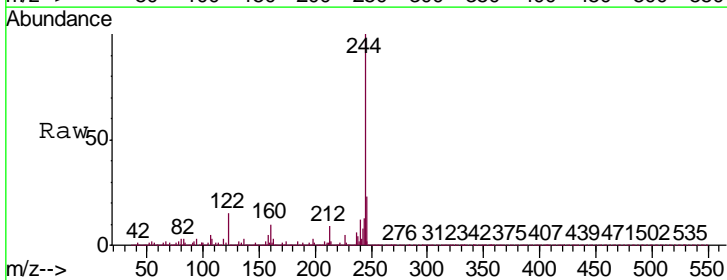
Ion	Ratio	Lower	Upper
240	100		
120	14.1	10.5	15.7
236	26.6	21.5	32.3

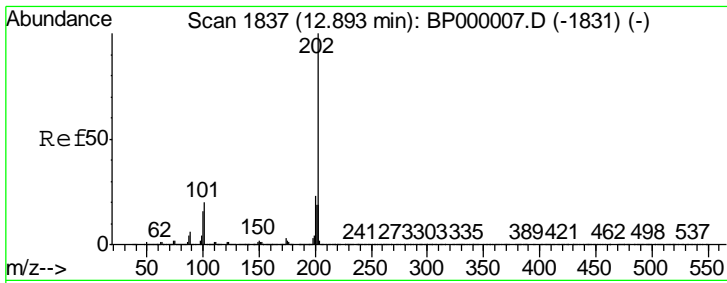


#77  
 Benzidine  
 Concen: 1.922 ng  
 RT: 13.04 min Scan# 1862  
 Delta R.T. 0.26 min  
 Lab File: BP000036.D  
 Acq: 31 Aug 2019 10:49

Tgt Ion: 184 Resp: 94338

Ion	Ratio	Lower	Upper
184	100		
185	15.5	11.8	17.8
183	8.2	9.4	14.0#

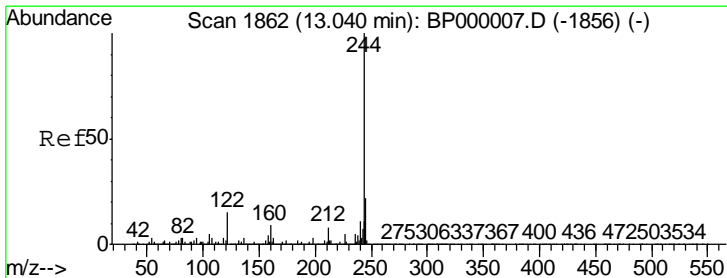
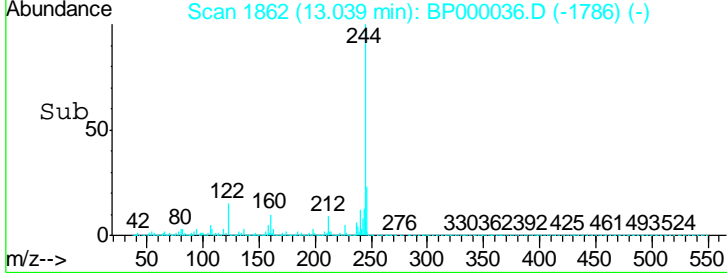
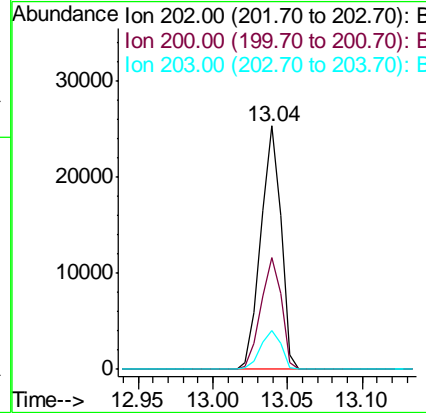
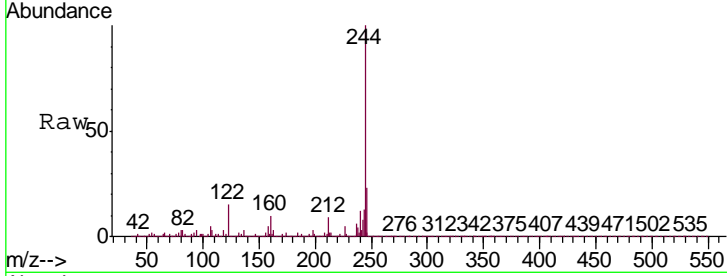




#78  
 Pyrene  
 Concen: 0.224 ng  
 RT: 13.04 min Scan# 1862  
 Delta R.T. 0.15 min  
 Lab File: BP000036.D  
 Acq: 31 Aug 2019 10:49

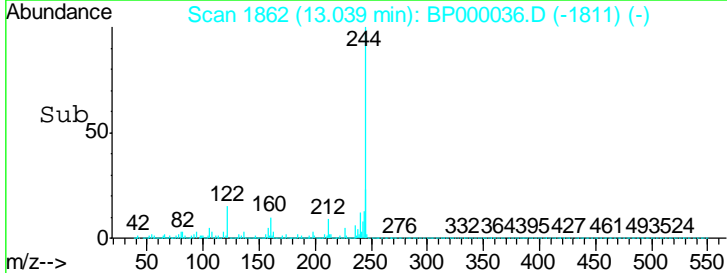
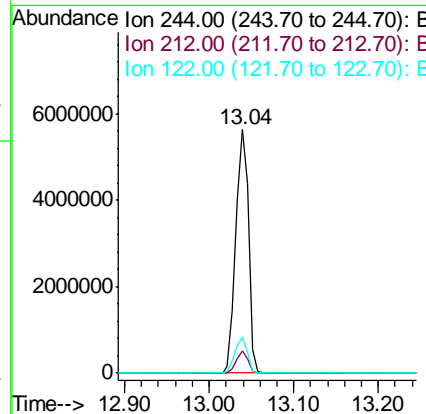
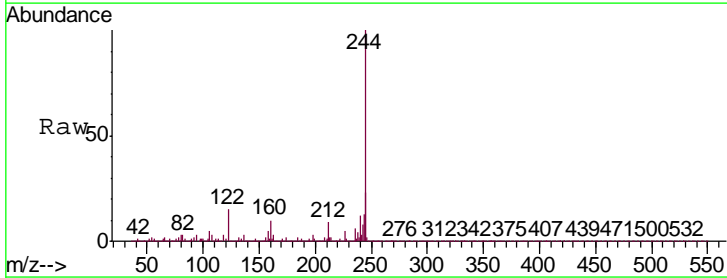
Instrument :  
 Client Sampled :  
 MDL-W-BL-05

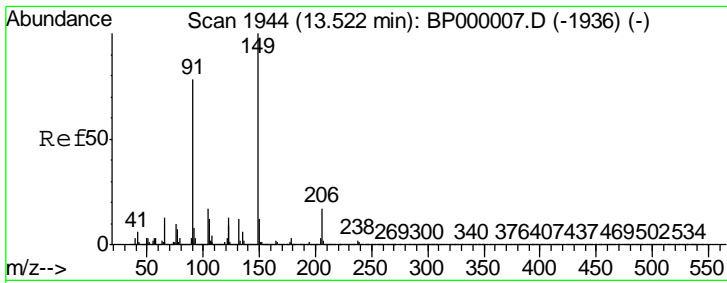
Tgt Ion	Resp	Lower	Upper
202	100		
200	45.7	18.5	27.7#
203	16.2	15.1	22.7



#79  
 Terphenyl-d14  
 Concen: 87.991 ng  
 RT: 13.04 min Scan# 1862  
 Delta R.T. -0.00 min  
 Lab File: BP000036.D  
 Acq: 31 Aug 2019 10:49

Tgt Ion	Resp	Lower	Upper
244	100		
212	9.1	6.6	10.0
122	14.9	12.3	18.5

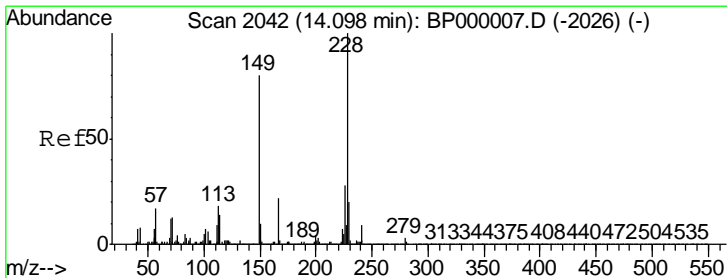
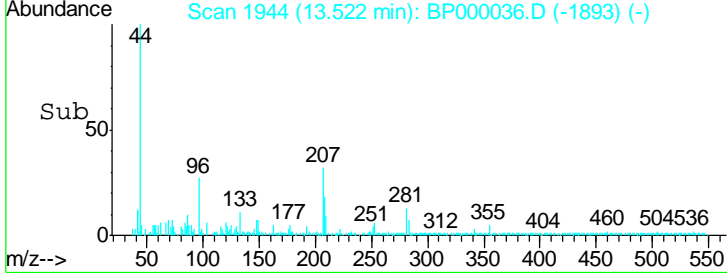
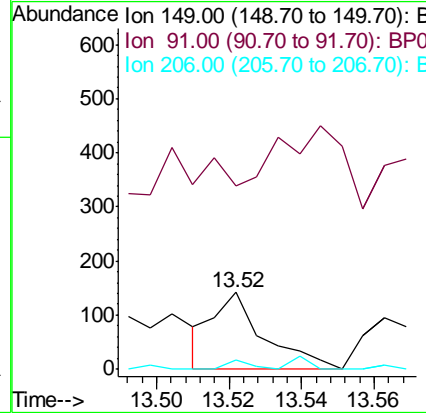
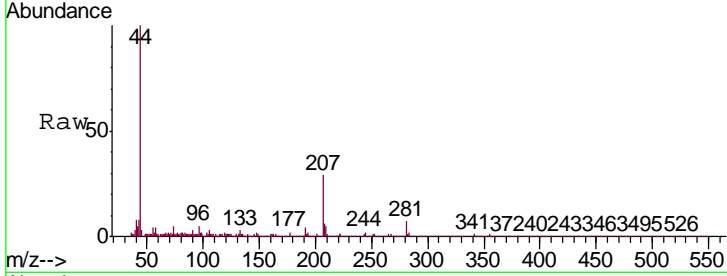




#80  
 Butylbenzylphthalate  
 Concen: 0.003 ng  
 RT: 13.52 min Scan# 1944  
 Delta R.T. -0.00 min  
 Lab File: BP000036.D  
 Acq: 31 Aug 2019 10:49

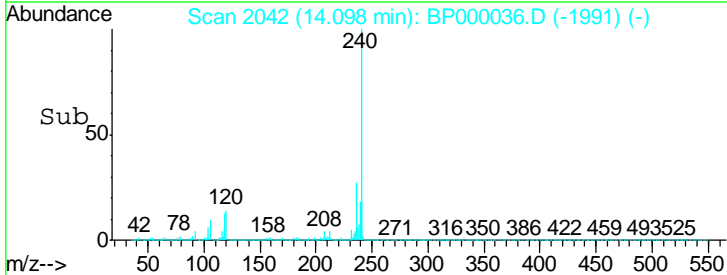
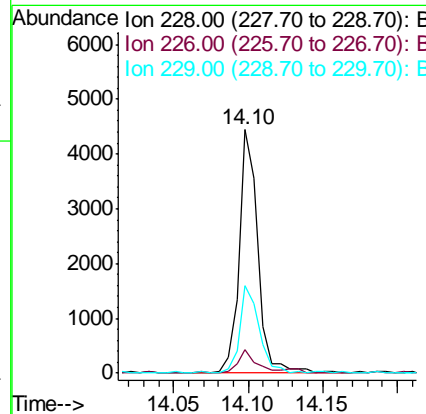
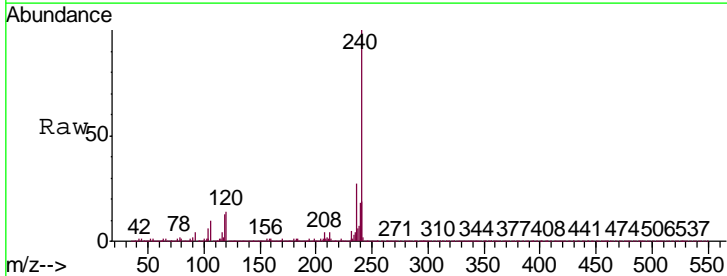
Instrument :  
 Client Sampled :  
 MDL-W-BL-05

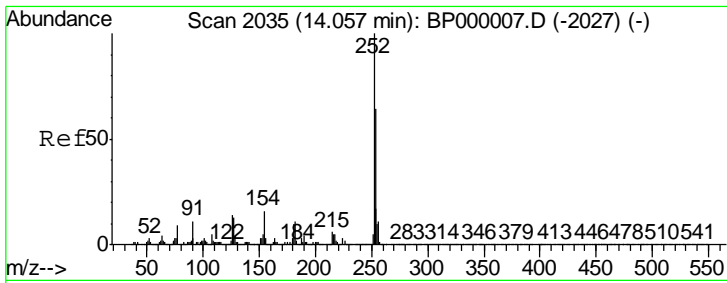
Tgt Ion	Resp	Lower	Upper
149	139		
91	239.4	62.7	94.1#
206	12.0	13.8	20.6#



#81  
 Benzo(a)anthracene  
 Concen: 0.043 ng  
 RT: 14.10 min Scan# 2042  
 Delta R.T. -0.00 min  
 Lab File: BP000036.D  
 Acq: 31 Aug 2019 10:49

Tgt Ion	Resp	Lower	Upper
228	3938		
226	9.8	22.5	33.7#
229	35.7	16.2	24.2#

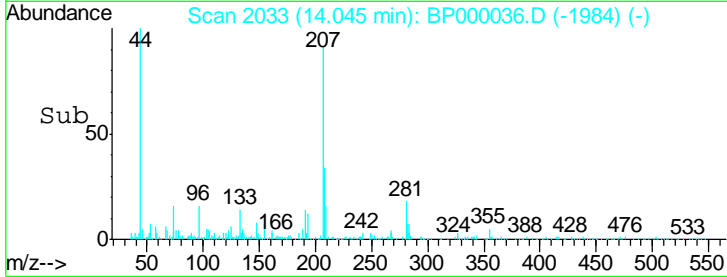
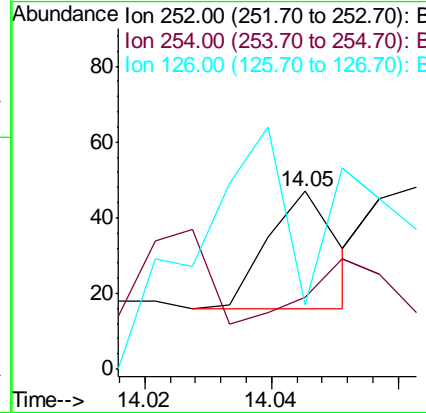
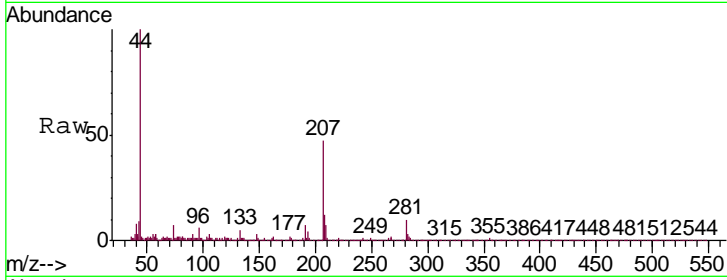




#82  
 3,3'-Dichlorobenzidine  
 Concen: 0.001 ng  
 RT: 14.05 min Scan# 2033  
 Delta R.T. -0.01 min  
 Lab File: BP000036.D  
 Acq: 31 Aug 2019 10:49

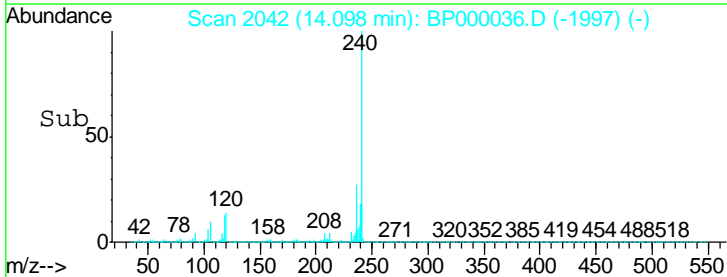
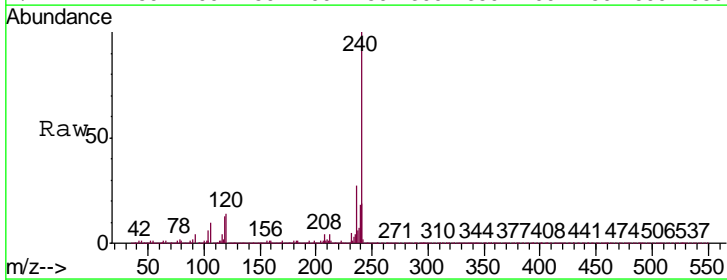
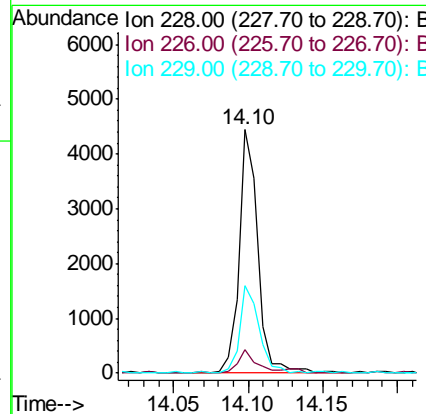
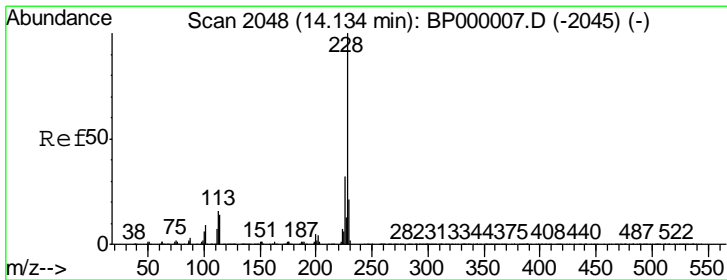
Instrument :  
 ClientSampleId :  
 MDL-W-BL-05

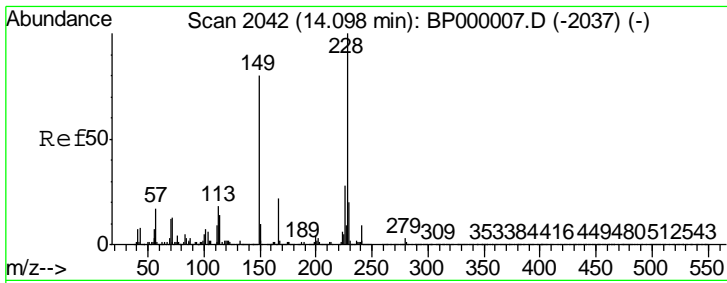
Tgt Ion	Resp	Lower	Upper
252	100		
254	40.4	51.4	77.0#
126	87.2	11.1	16.7#



#83  
 Chrysene  
 Concen: 0.045 ng  
 RT: 14.10 min Scan# 2042  
 Delta R.T. -0.04 min  
 Lab File: BP000036.D  
 Acq: 31 Aug 2019 10:49

Tgt Ion	Resp	Lower	Upper
228	100		
226	9.8	25.5	38.3#
229	35.7	16.5	24.7#

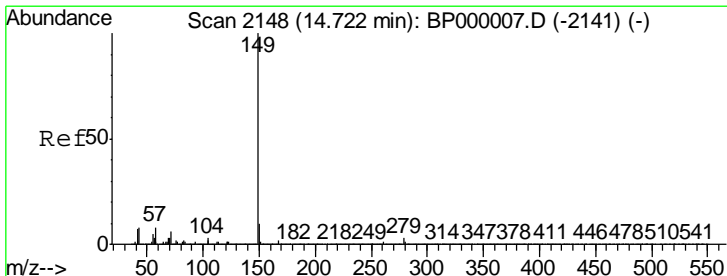
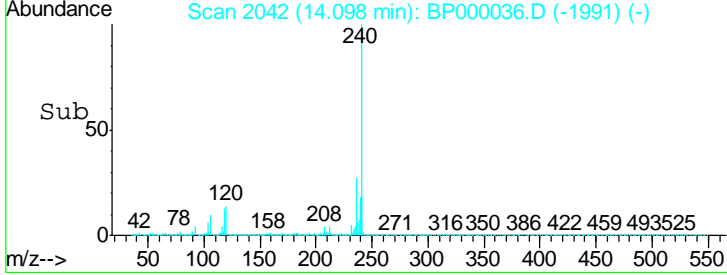
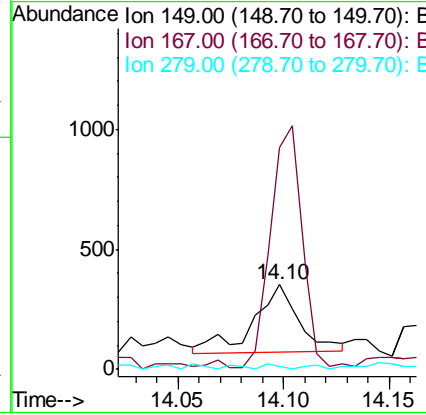
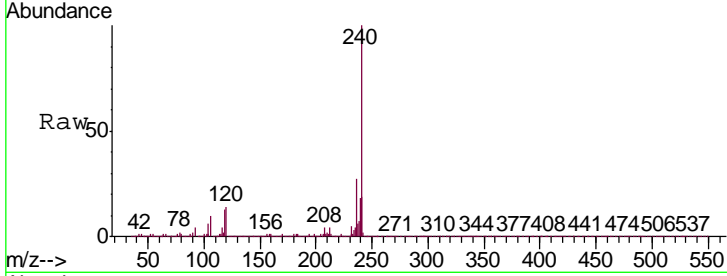




#84  
 Bis(2-ethylhexyl)phthalate  
 Concen: 0.007 ng  
 RT: 14.10 min Scan# 2042  
 Delta R.T. -0.00 min  
 Lab File: BP000036.D  
 Acq: 31 Aug 2019 10:49

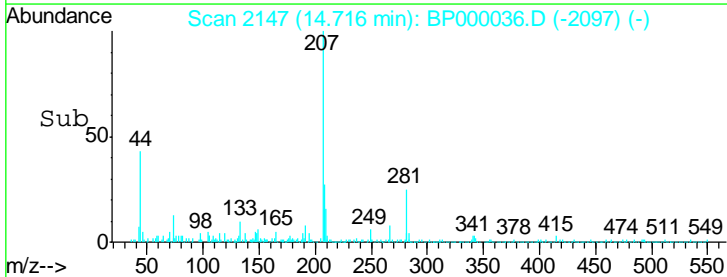
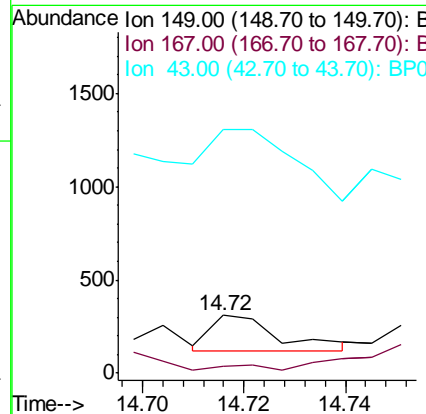
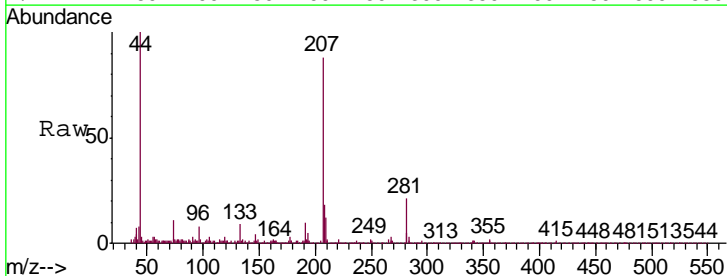
Instrument :  
 Client Sampled :  
 MDL-W-BL-05

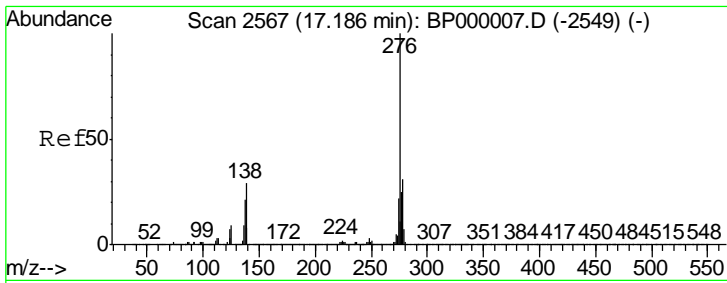
Tgt Ion	Resp	Lower	Upper
149	100		
167	262.5	22.4	33.6#
279	3.4	3.1	4.7



#85  
 Di-n-octyl phthalate  
 Concen: 0.002 ng  
 RT: 14.72 min Scan# 2147  
 Delta R.T. -0.01 min  
 Lab File: BP000036.D  
 Acq: 31 Aug 2019 10:49

Tgt Ion	Resp	Lower	Upper
149	100		
167	0.0	1.3	1.9#
43	274.9	6.5	9.7#

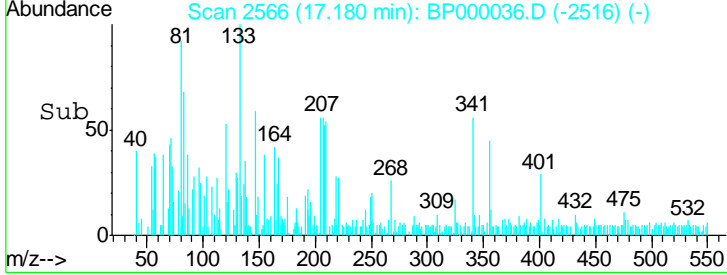
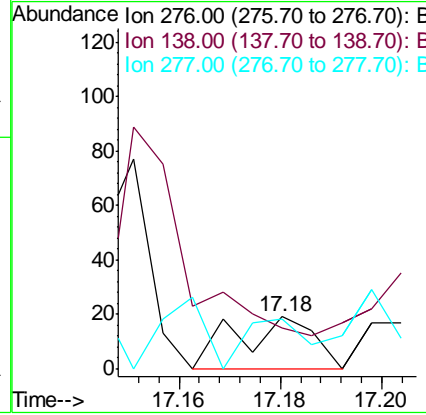
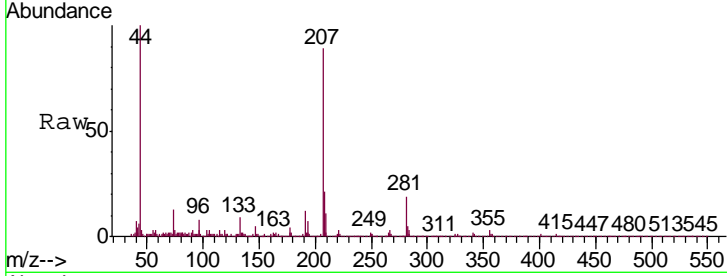




#86  
 Indeno(1,2,3-cd)pyrene  
 Concen: 0.000 ng  
 RT: 17.18 min Scan# 2566  
 Delta R.T. -0.01 min  
 Lab File: BP000036.D  
 Acq: 31 Aug 2019 10:49

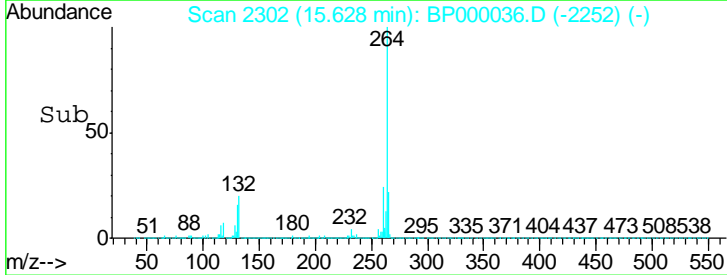
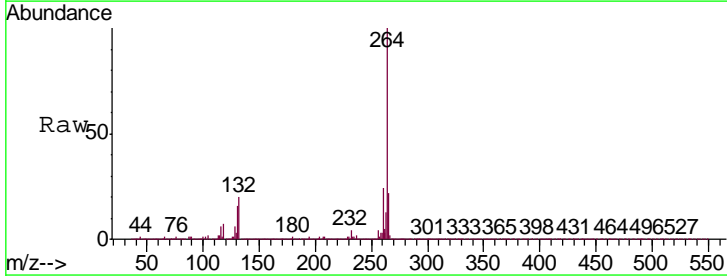
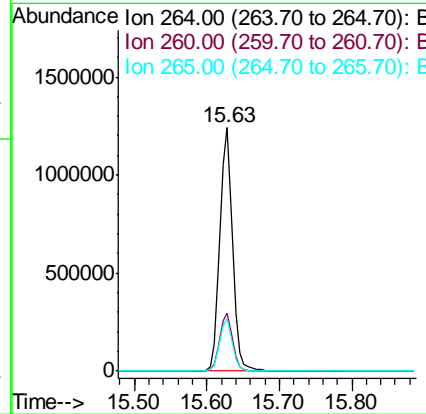
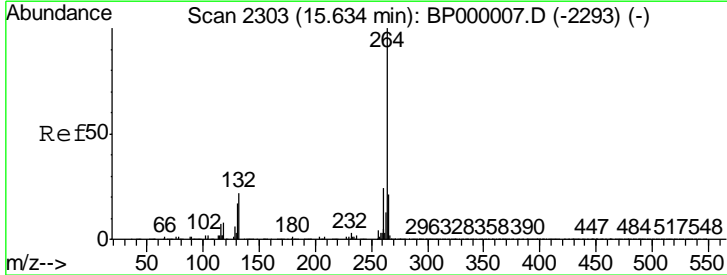
Instrument :  
 Client Sampled :  
 MDL-W-BL-05

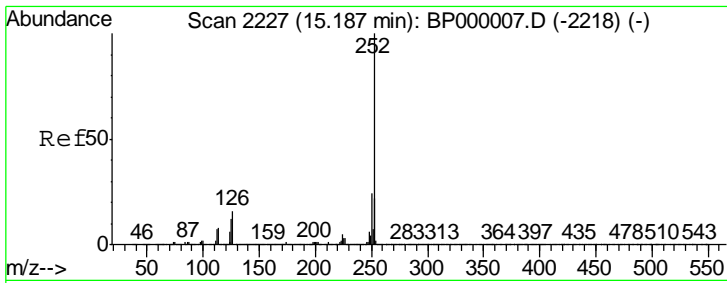
Tgt Ion	Resp	Lower	Upper
276	100		
138	0.0	26.5	39.7#
277	80.0	20.3	30.5#



#87  
 Perylene-d12  
 Concen: 20.000 ng  
 RT: 15.63 min Scan# 2302  
 Delta R.T. -0.01 min  
 Lab File: BP000036.D  
 Acq: 31 Aug 2019 10:49

Tgt Ion	Resp	Lower	Upper
264	100		
260	24.1	19.1	28.7
265	21.7	17.1	25.7

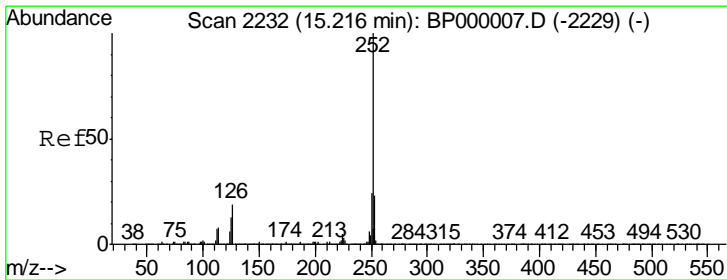
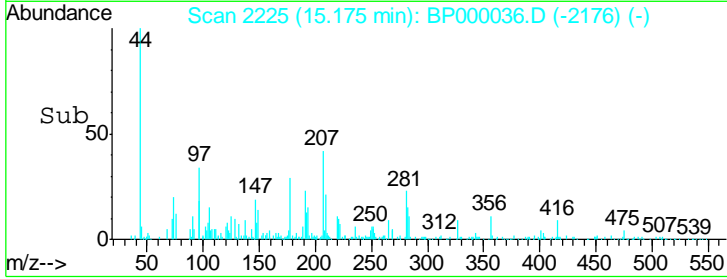
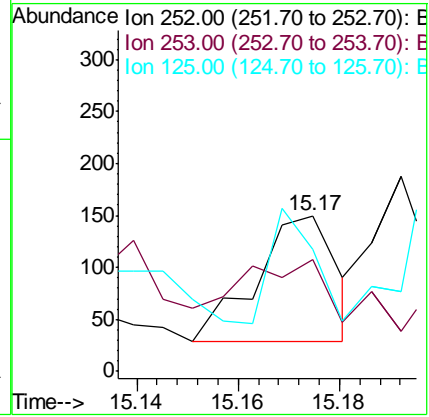
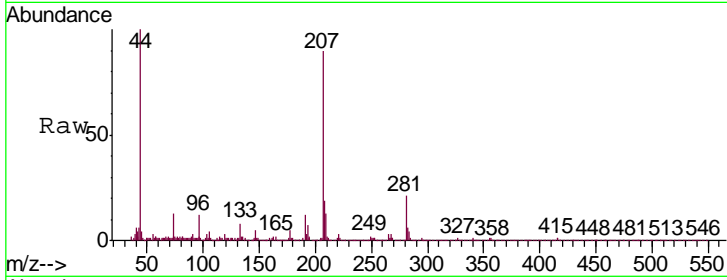




#88  
 Benzo(b)fluoranthene  
 Concen: 0.001 ng  
 RT: 15.17 min Scan# 2225  
 Delta R.T. -0.01 min  
 Lab File: BP000036.D  
 Acq: 31 Aug 2019 10:49

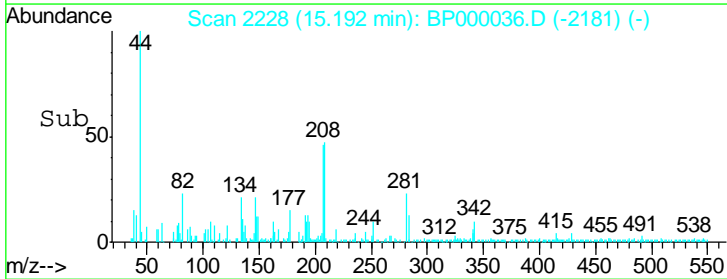
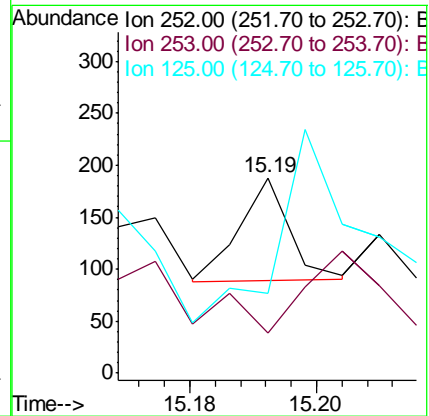
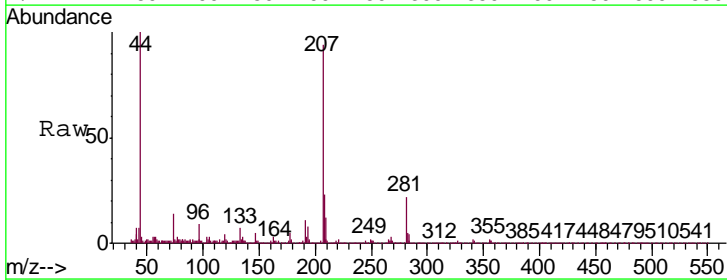
Instrument :  
 Client Sample Id :  
 MDL-W-BL-05

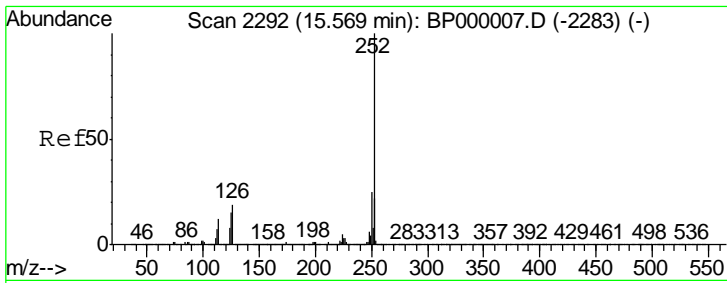
Tgt Ion	Resp	Lower	Upper
252	100		
253	71.3	17.8	26.6#
125	78.0	9.4	14.2#



#89  
 Benzo(k)fluoranthene  
 Concen: 0.001 ng  
 RT: 15.19 min Scan# 2228  
 Delta R.T. -0.02 min  
 Lab File: BP000036.D  
 Acq: 31 Aug 2019 10:49

Tgt Ion	Resp	Lower	Upper
252	100		
253	20.7	18.0	27.0
125	41.0	10.3	15.5#

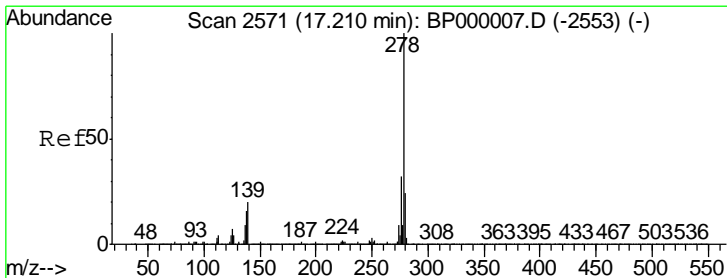
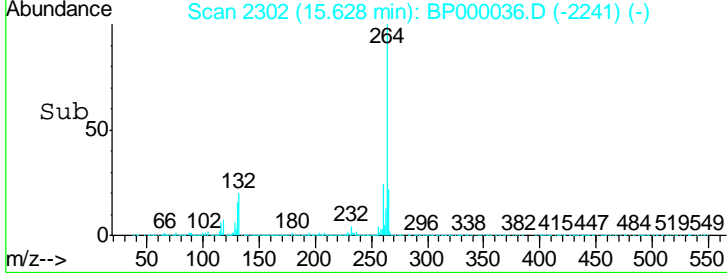
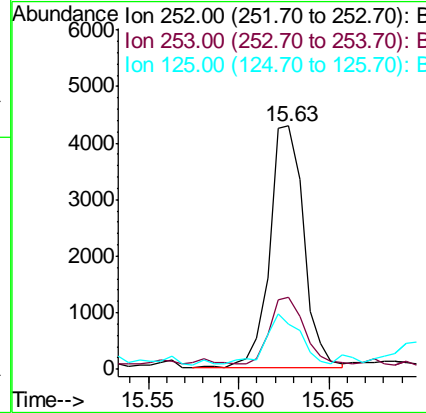
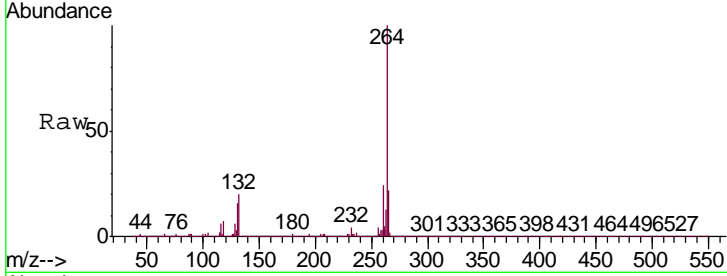




#90  
 Benzo(a)pyrene  
 Concen: 0.066 ng  
 RT: 15.63 min Scan# 2302  
 Delta R.T. 0.06 min  
 Lab File: BP000036.D  
 Acq: 31 Aug 2019 10:49

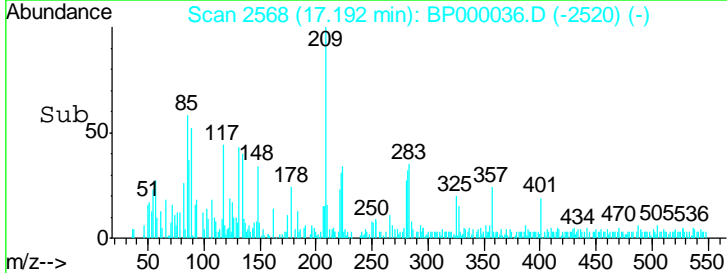
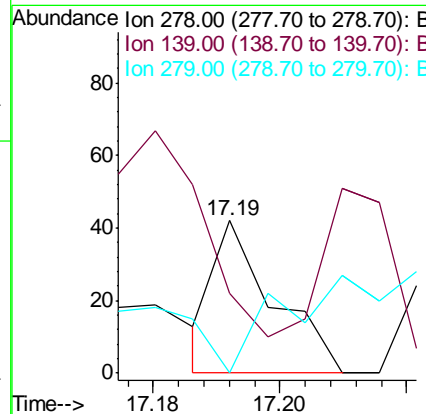
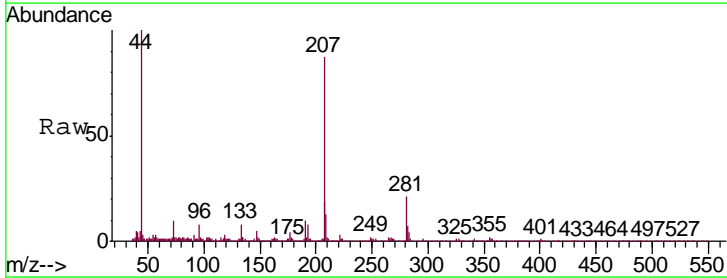
Instrument :  
 Client Sampled :  
 MDL-W-BL-05

Tgt Ion	Resp	Lower	Upper
252	100		
253	29.6	17.5	26.3#
125	18.6	11.7	17.5#

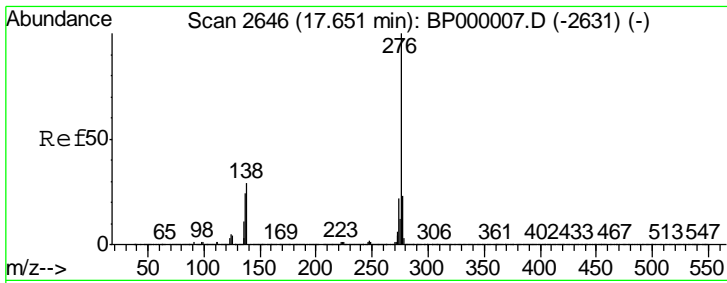


#91  
 Dibenzo(a,h)anthracene  
 Concen: 0.000 ng  
 RT: 17.19 min Scan# 2568  
 Delta R.T. -0.02 min  
 Lab File: BP000036.D  
 Acq: 31 Aug 2019 10:49

Tgt Ion	Resp	Lower	Upper
278	100		
139	52.4	16.4	24.6#
279	4.8	19.2	28.8#







#92  
 Benzo(g,h,i)perylene  
 Concen: 0.001 ng  
 RT: 17.63 min Scan# 2642  
 Delta R.T. -0.02 min  
 Lab File: BP000036.D  
 Acq: 31 Aug 2019 10:49

Instrument :  
 Client Sampled :  
 MDL-W-BL-05

Tgt Ion	Ratio	Lower	Upper
276	100		
277	17.9	18.6	28.0#
138	47.8	23.0	34.4#

