LSC Area Percent Report

Data Path : Z:\SVOASRV\HPCHEM1\BNA P\DATA\BP090419\
Data File : BP000060.D
Acq On : 04 Sep 2019 12:34
Operator : HP/JU
Sample : K4554-46
Misc :
ALS Vial : 10 Sample Multiplier: 1

Instrument :
BNA_P
ClientSampleId :
SB-2-(13-15)

Integration Parameters: rteint.p
Integrator: RTE
Smoothing : ON Filtering: 5
Sampling : 1 Min Area: 3 % of largest Peak
Start Thrs: 0.2 Max Peaks: 100
Stop Thrs : 0 Peak Location: TOP

If leading or trailing edge < 100 prefer < Baseline drop else tangent >
Peak separation: 5

Method : Z:\SVOASRV\HPCHEM1\BNA_P\METHODS\8270-BP083019.M
Title : ASP BNA STANDARDS FOR 5 POINT CALIBRATION

Signal : TIC

peak #	R.T. min	first scan	max scan	last scan	PK TY	peak height	corr. area	corr. % max.	% of total
1	2.193	12	18	24	rBV	3154652	4031751	25.74%	3.219%
2	3.428	225	228	243	rBV2	65785	175458	1.12%	0.140%
3	5.517	578	583	586	rBV	12023844	11675645	74.53%	9.323%
4	6.516	747	753	756	rBV	12093515	12117074	77.35%	9.675%
5	6.664	773	778	781	rBV	13327128	12296758	78.50%	9.819%
6	6.893	814	817	821	rVB	3665093	2814227	17.96%	2.247%
7	7.052	840	844	847	rBV	12221475	9706056	61.96%	7.750%
8	7.452	907	912	915	rBV	8435573	7451608	47.57%	5.950%
9	8.175	1031	1035	1038	rBV	4737454	3611606	23.05%	2.884%
10	9.258	1214	1219	1222	rBV	16706535	14708676	93.89%	11.744%
11	9.646	1281	1285	1288	rBV	1042878	760488	4.85%	0.607%
12	9.940	1331	1335	1338	rBV	5379445	4500529	28.73%	3.594%
13	10.728	1465	1469	1472	rBV	11165289	9728891	62.10%	7.768%
14	11.434	1585	1589	1592	rBV	6009715	4802056	30.65%	3.834%
15	11.963	1676	1679	1684	rBV	364613	383908	2.45%	0.307%
16	13.040	1857	1862	1865	rBV	17249876	15665586	100.00%	12.508%
17	13.951	2013	2017	2028	rBV2	681163	1011116	6.45%	0.807%
18	14.098	2038	2042	2046	rBV	5555438	4660883	29.75%	3.722%
19	14.592	2123	2126	2134	rVB2	143354	172224	1.10%	0.138%
20	15.275	2238	2242	2246	rBV	138735	165482	1.06%	0.132%
21	15.622	2295	2301	2309	rBV	3572914	4626345	29.53%	3.694%
22	16.210	2396	2401	2410	rBV4	84205	174184	1.11%	0.139%

Sum of corrected areas: 125240551

LSC Report - Integrated Chromatogram

Data Path : Z:\SVOASRV\HPCHEM1\BNA P\DATA\BP090419\
Data File : BP000060.D
Acq On : 04 Sep 2019 12:34
Operator : HP/JU
Sample : K4554-46
Misc :
ALS Vial : 10 Sample Multiplier: 1

Instrument :
BNA_P
ClientSampleId :
SB-2-(13-15)

Quant Method : Z:\SVOASRV\HPCHEM1\BNA_P\METHODS\8270-BP083019.M
Quant Title : ASP BNA STANDARDS FOR 5 POINT CALIBRATION

TIC Library : C:\DATABASE\NIST11.L
TIC Integration Parameters: LSCINT.P

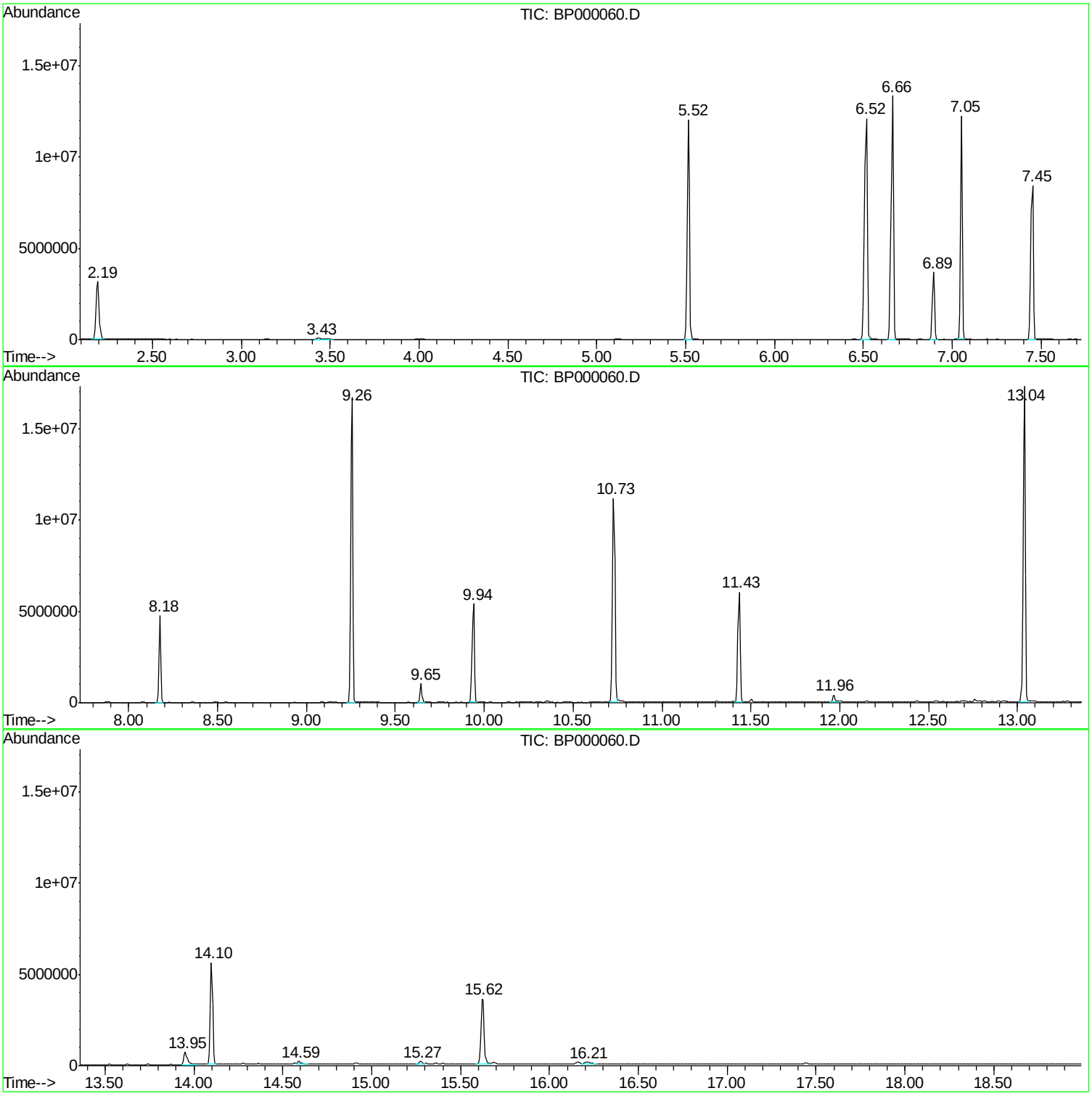

Library Search Compound Report

Data Path : Z:\SVOASRV\HPCHEM1\BNA P\DATA\BP090419\
Data File : BP000060.D
Acq On : 04 Sep 2019 12:34
Operator : HP/JU
Sample : K4554-46
Misc :
ALS Vial : 10 Sample Multiplier: 1

Instrument :
BNA_P
ClientSampleId :
SB-2-(13-15)

Quant Method : Z:\SVOASRV\HPCHEM1\BNA_P\METHODS\8270-BP083019.M
Quant Title : ASP BNA STANDARDS FOR 5 POINT CALIBRATION

TIC Library : C:\DATABASE\NIST11.L
TIC Integration Parameters: LSCINT.P

****

Peak Number 1 Butane, 2-methoxy-2-methyl- Concentration Rank 3

R.T.	EstConc	Area	Relative to ISTD	R.T.
2.19	28.65 ng	4031750	1,4-Dichlorobenzene-d4	6.89

Hit# of 5	Tentative ID	MW	MolForm	CAS#	Qual
1	Butane, 2-methoxy-2-methyl-	102	C6H14O	000994-05-8	83
2	2,2,4-Trimethyl-3-pentanol	130	C8H18O	005162-48-1	43
3	Pentane, 3-methoxy-	102	C6H14O	036839-67-5	23
4	N-Ethylformamide	73	C3H7NO	000627-45-2	9
5	Acetamide, N-ethyl-	87	C4H9NO	000625-50-3	9

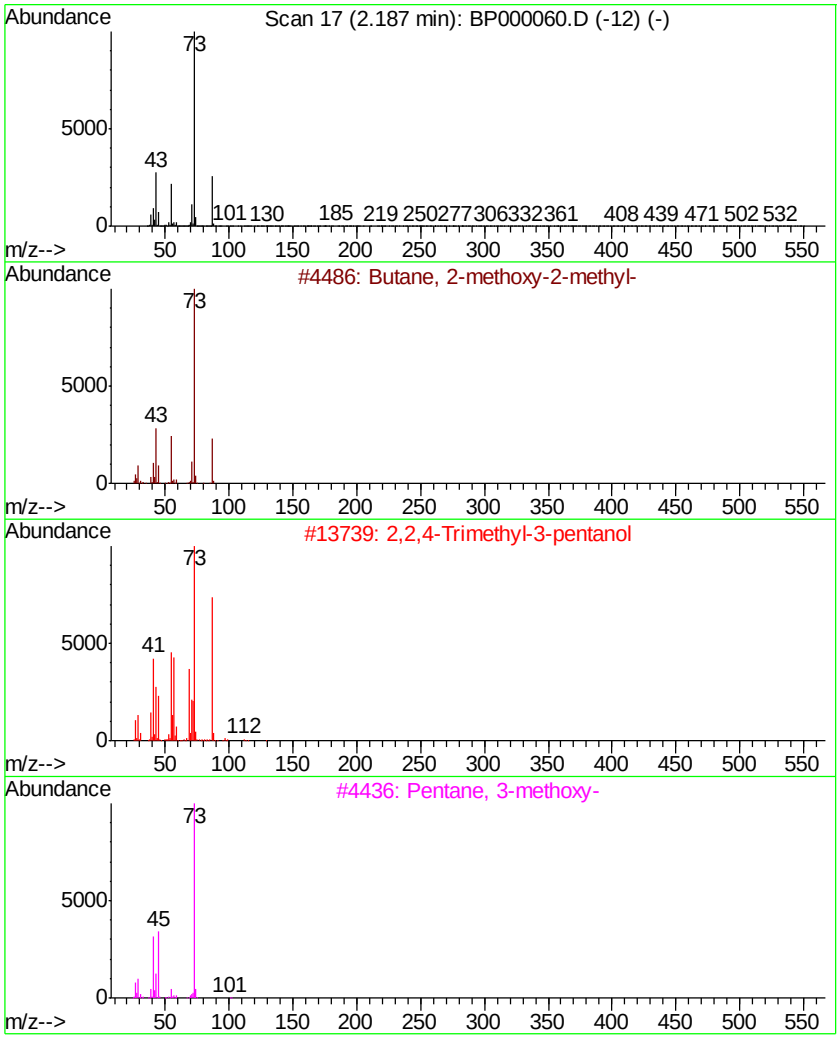

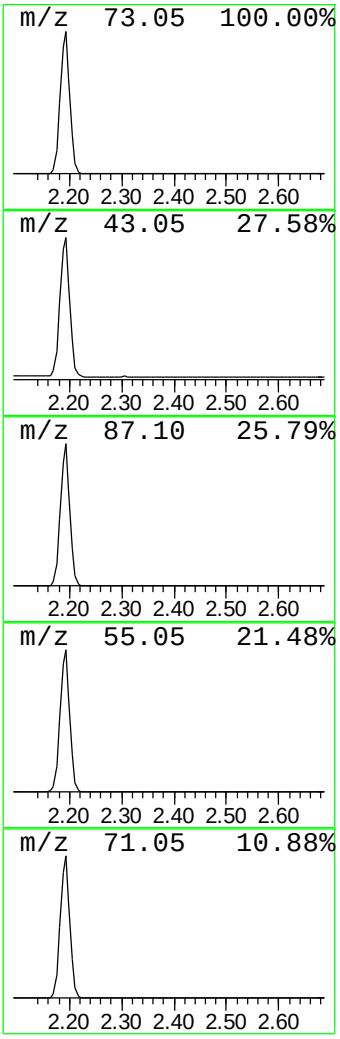

Library Search Compound Report

Data Path : Z:\SVOASRV\HPCHEM1\BNA P\DATA\BP090419\
Data File : BP000060.D
Acq On : 04 Sep 2019 12:34
Operator : HP/JU
Sample : K4554-46
Misc :
ALS Vial : 10 Sample Multiplier: 1

Instrument :
BNA_P
ClientSampleId :
SB-2-(13-15)

Quant Method : Z:\SVOASRV\HPCHEM1\BNA_P\METHODS\8270-BP083019.M
Quant Title : ASP BNA STANDARDS FOR 5 POINT CALIBRATION

TIC Library : C:\DATABASE\NIST11.L
TIC Integration Parameters: LSCINT.P

****

Peak Number 2 unknown6.66 Concentration Rank 1

R.T.	EstConc	Area	Relative to ISTD	R.T.
6.66	87.39 ng	12296800	1,4-Dichlorobenzene-d4	6.89

Hit# of 5	Tentative ID	MW	MolForm	CAS#	Qual
1	(E)-3-Chloro-2-methyl-2-pentenal	132	C6H9ClO	031357-76-3	25
2	2H-Cyclopenta[d]pyridazine, 2-me...	132	C8H8N2	022291-85-6	9
3	5-Fluoro-2-chloropyrimidine	132	C4H2ClFN2	062802-42-0	9
4	4-Chloro-2-fluoro-pyrimidine	132	C4H2ClFN2	051422-00-5	9
5	1-Methylpyrrolo[1,2-a]pyrazine	132	C8H8N2	064608-59-9	9

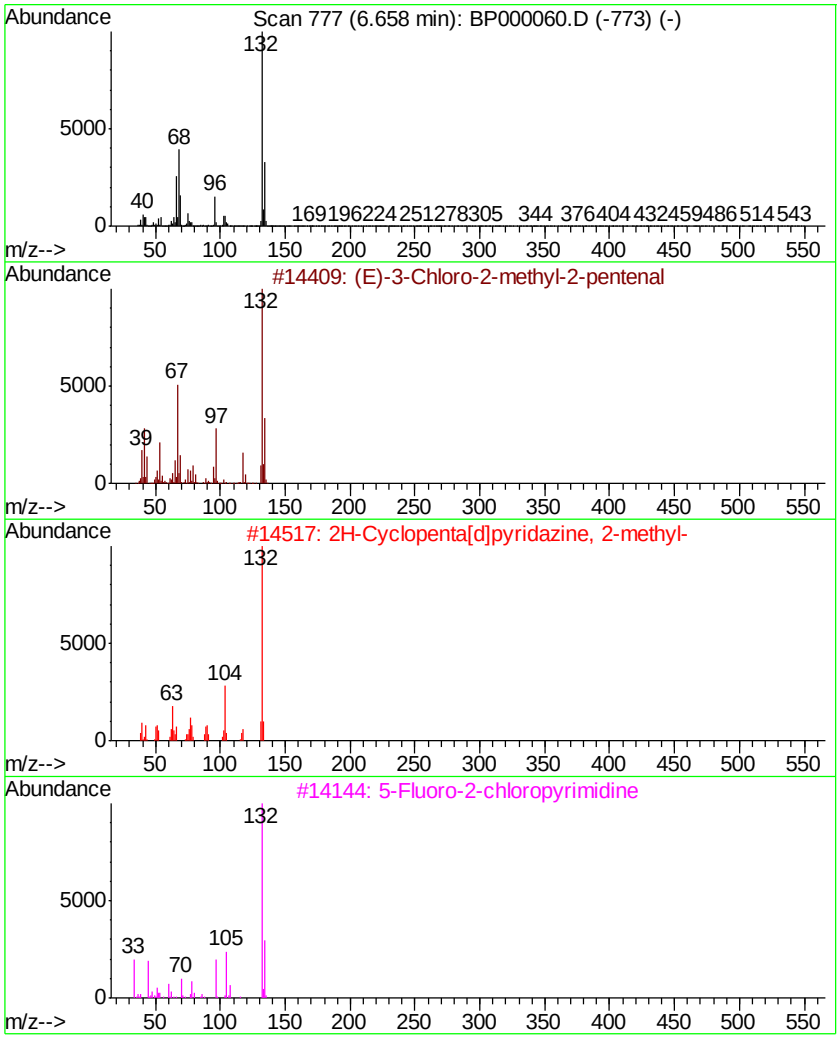

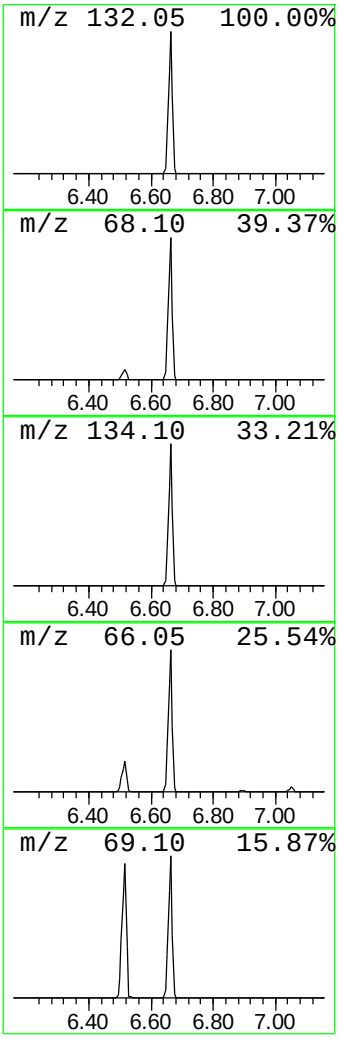

Library Search Compound Report

Data Path : Z:\SVOASRV\HPCHEM1\BNA P\DATA\BP090419\
Data File : BP000060.D
Acq On : 04 Sep 2019 12:34
Operator : HP/JU
Sample : K4554-46
Misc :
ALS Vial : 10 Sample Multiplier: 1

Instrument :
BNA_P
ClientSampleId :
SB-2-(13-15)

Quant Method : Z:\SVOASRV\HPCHEM1\BNA_P\METHODS\8270-BP083019.M
Quant Title : ASP BNA STANDARDS FOR 5 POINT CALIBRATION

TIC Library : C:\DATABASE\NIST11.L
TIC Integration Parameters: LSCINT.P

****

Peak Number 4 Cyclopentadecane Concentration Rank 4

R.T.	EstConc	Area	Relative to ISTD	R.T.
13.95	4.34 ng	1011120	Chrysene-d12	14.10

Hit# of 5	Tentative ID	MW	MolForm	CAS#	Qual
1	Cyclopentadecane	210	C15H30	000295-48-7	94
2	1-Heptacosanol	396	C27H56O	002004-39-9	94
3	1-Heneicosanol	312	C21H44O	015594-90-8	93
4	2- Chloropropionic acid, octadec...	360	C21H41ClO2	088104-31-8	93
5	n-Tetracosanol-1	354	C24H50O	000506-51-4	93

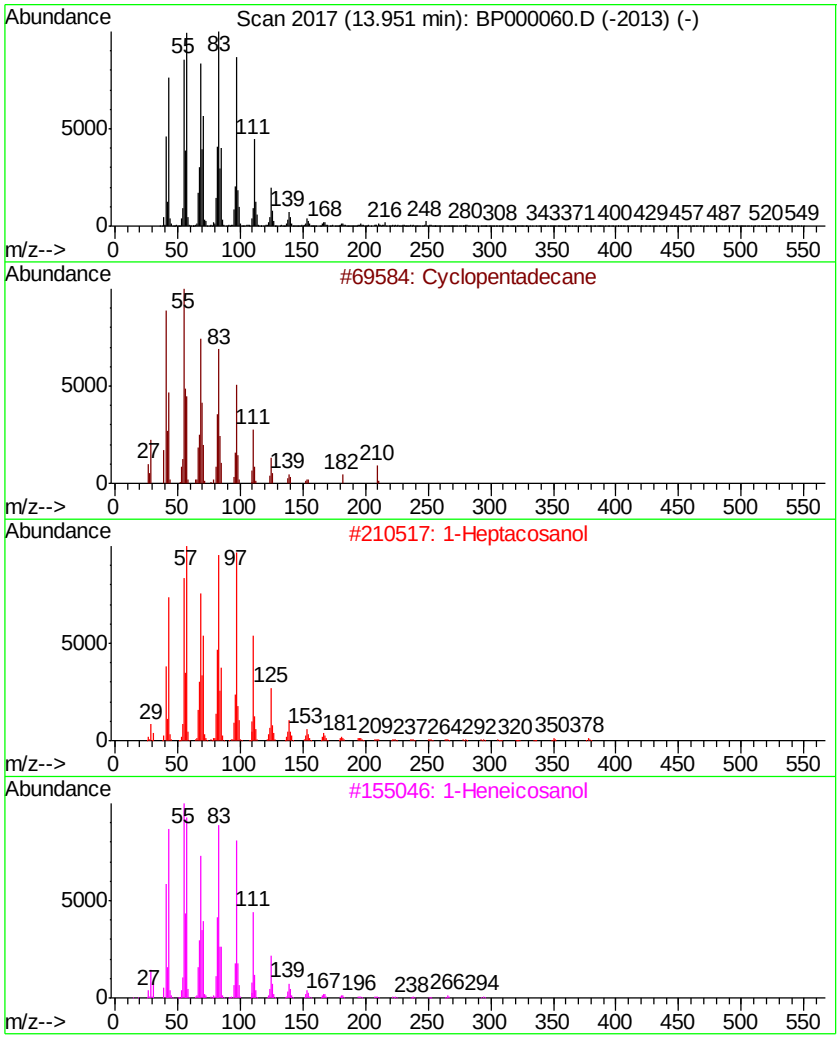

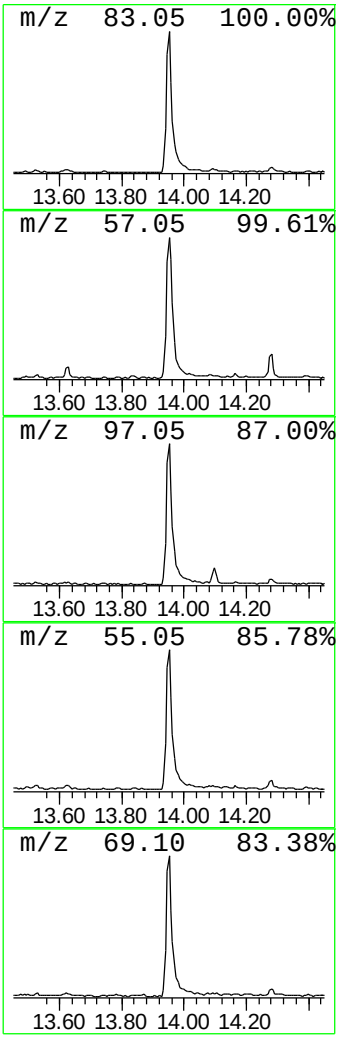

Tentatively Identified Compound (LSC) summary

Data Path : Z:\SVOASRV\HPCHEM1\BNA_P\DATA\BP090419\
Data File : BP000060.D
Acq On : 04 Sep 2019 12:34
Operator : HP/JU
Sample : K4554-46
Misc :
ALS Vial : 10 Sample Multiplier: 1

Instrument :
BNA_P
ClientSampleId :
SB-2-(13-15)

Quant Method : Z:\SVOASRV\HPCHEM1\BNA_P\METHODS\8270-BP083019.M
Quant Title : ASP BNA STANDARDS FOR 5 POINT CALIBRATION

TIC Library : C:\DATABASE\NIST11.L
TIC Integration Parameters: LSCINT.P

TIC Top Hit name	RT	EstConc	Units	Response	Internal Standard #	RT	Resp	Conc
Butane, 2-methoxy...	2.19	28.6	ng	4031750	1	6.89	2814230	20.0
unknown6.66	6.66	87.4	ng	12296800	1	6.89	2814230	20.0
Cyclopentadecane	13.95	4.3	ng	1011120	5	14.10	4660880	20.0