

Data Path : Z:\svoasrv\HPCHEM1\BNA_P\Data\BP091823\
 Data File : BP017203.D
 Acq On : 18 Sep 2023 13:58
 Operator : MA/JU
 Sample : 04332-04
 Misc :
 ALS Vial : 8 Sample Multiplier: 1

Instrument :
 BNA_P
 ClientSampleId :
 C0AC3

Quant Time: Sep 18 22:55:55 2023
 Quant Method : Z:\svoasrv\HPCHEM1\BNA_P\Methods\SFAM-EPA-BP091223.MA.M
 Quant Title : SVOA CALIBRATION
 QLast Update : Sat Sep 16 03:18:48 2023
 Response via : Initial Calibration

Compound	R.T.	QIon	Response	Conc	Units	Dev(Min)

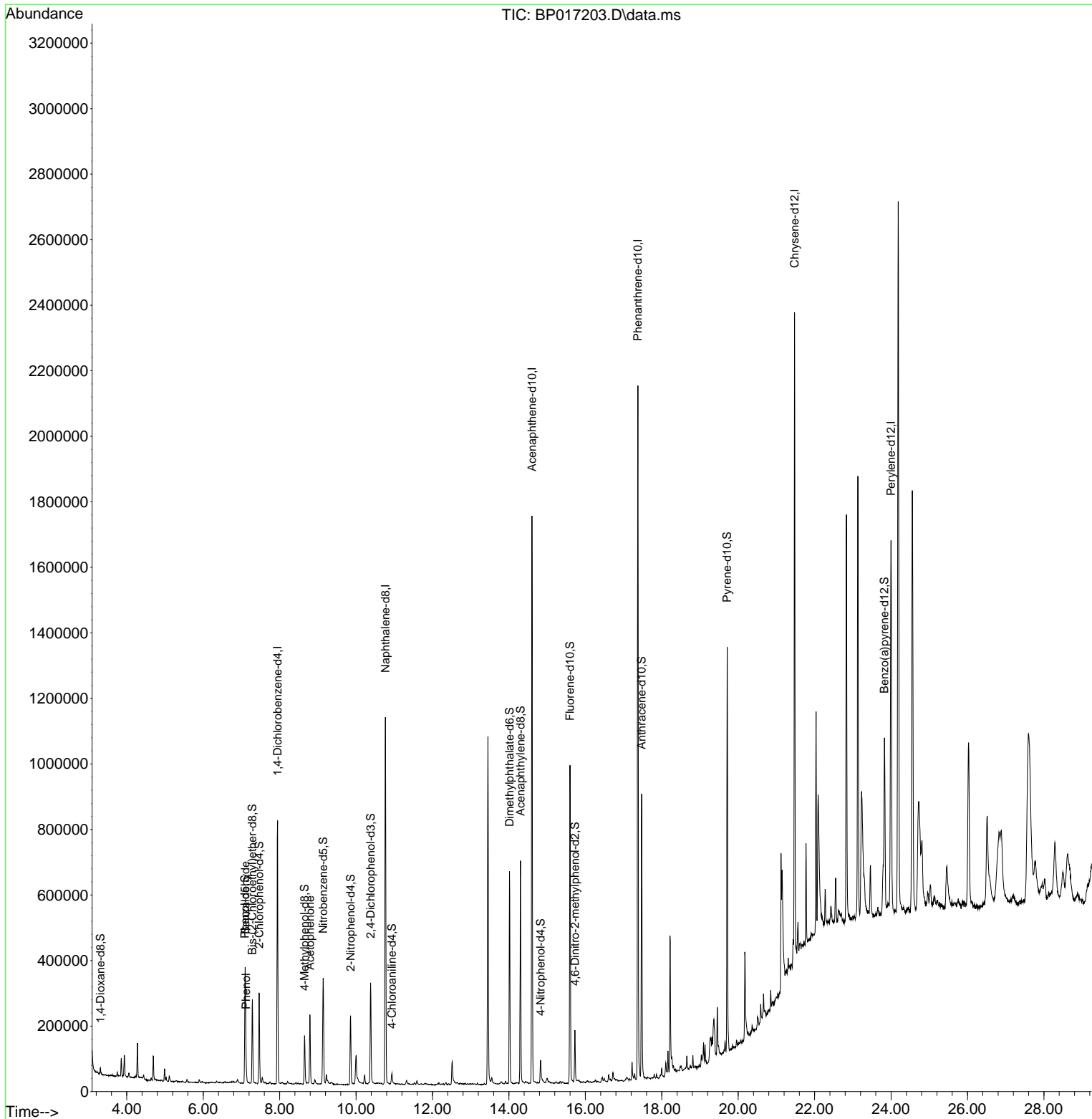
Internal Standards						
1) 1,4-Dichlorobenzene-d4	7.946	152	206764	20.000	ng/ul	0.00
20) Naphthalene-d8	10.769	136	874751	20.000	ng/ul	0.00
38) Acenaphthene-d10	14.604	164	546471	20.000	ng/ul	0.00
64) Phenanthrene-d10	17.375	188	1200118	20.000	ng/ul	0.00
79) Chrysene-d12	21.474	240	882314	20.000	ng/ul	0.00
88) Perylene-d12	23.998	264	847734	20.000	ng/ul	0.00
System Monitoring Compounds						
3) 1,4-Dioxane-d8	3.311	96	9231	1.876	ng/uL	0.00
4) Pyridine-d5	0.000	84	0d	0.000	ng/ul	
7) Phenol-d5	7.093	99	122200	7.268	ng/ul	0.00
9) Bis-(2-Chloroethyl)eth...	7.287	67	108520	10.327	ng/ul	0.00
11) 2-Chlorophenol-d4	7.463	132	118007	8.798	ng/ul	0.00
15) 4-Methylphenol-d8	8.652	113	54242	3.893	ng/ul	0.00
21) Nitrobenzene-d5	9.140	128	61941	10.112	ng/ul	0.00
24) 2-Nitrophenol-d4	9.857	143	61584	9.418	ng/ul	0.00
28) 2,4-Dichlorophenol-d3	10.381	165	113732	8.993	ng/ul	0.00
31) 4-Chloroaniline-d4	10.940	131	20343	1.067	ng/ul	0.00
46) Dimethylphthalate-d6	14.016	166	412680	10.612	ng/ul	0.00
49) Acenaphthylene-d8	14.304	160	420430	9.528	ng/ul	0.00
54) 4-Nitrophenol-d4	14.828	143	19999	2.661	ng/ul	0.00
60) Fluorene-d10	15.598	176	358069	10.649	ng/ul	0.00
65) 4,6-Dinitro-2-methylph...	15.728	200	30723	4.582	ng/ul	0.00
73) Anthracene-d10	17.475	188	469765	9.213	ng/ul	0.00
81) Pyrene-d10	19.710	212	634674	13.716	ng/ul	0.00
92) Benzo(a)pyrene-d12	23.827	264	402680	10.064	ng/ul	-0.01
Target Compounds						
						Qvalue
6) Benzaldehyde	7.105	77	56513	6.038	ng/ul	98
8) Phenol	7.122	94	23033	1.299	ng/ul	96
16) Acetophenone	8.793	105	103754	4.757	ng/ul	95

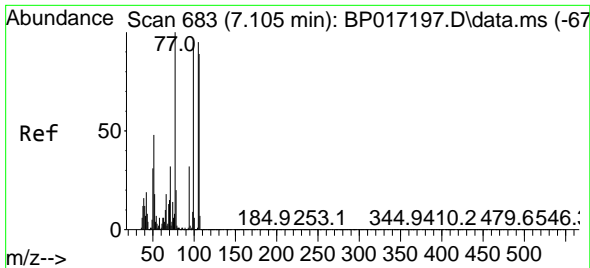
(#) = qualifier out of range (m) = manual integration (+) = signals summed

Data Path : Z:\svoasrv\HPCHEM1\BNA_P\Data\BP091823\
 Data File : BP017203.D
 Acq On : 18 Sep 2023 13:58
 Operator : MA/JU
 Sample : 04332-04
 Misc :
 ALS Vial : 8 Sample Multiplier: 1

Instrument :
 BNA_P
 ClientSampleId :
 C0AC3

Quant Time: Sep 18 22:55:55 2023
 Quant Method : Z:\svoasrv\HPCHEM1\BNA_P\Methods\SFAM-EPA-BP091223.MA.M
 Quant Title : SVOA CALIBRATION
 QLast Update : Sat Sep 16 03:18:48 2023
 Response via : Initial Calibration

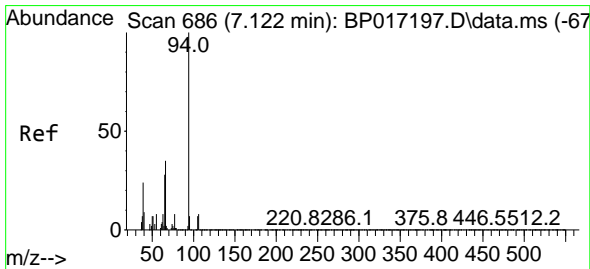
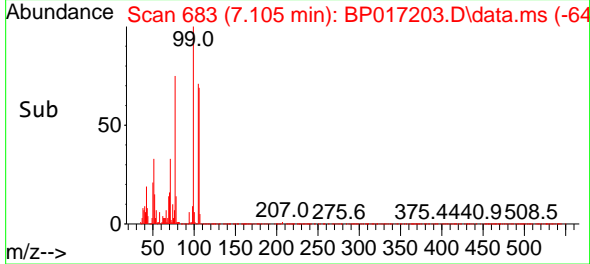
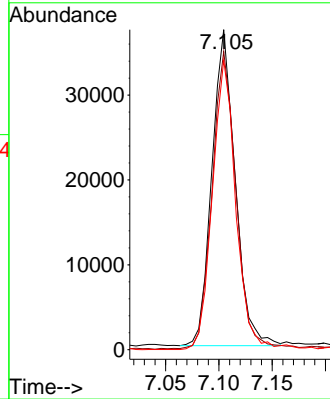
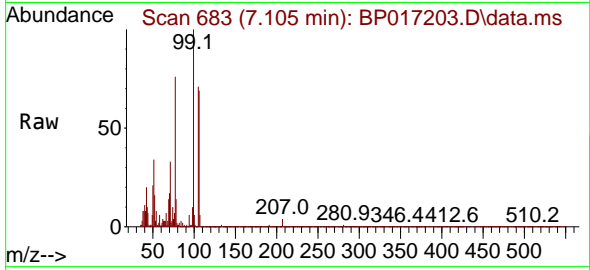




#6
Benzaldehyde
Concen: 6.038 ng/u1
RT: 7.105 min Scan# 683
Delta R.T. -0.000 min
Lab File: BP017203.D
Acq: 18 Sep 2023 13:58

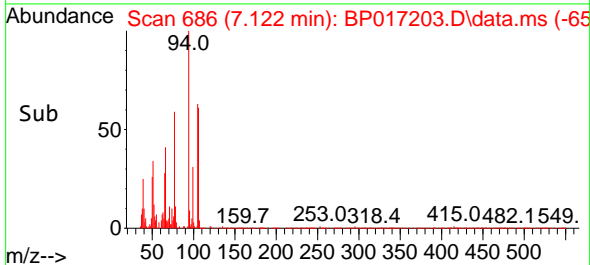
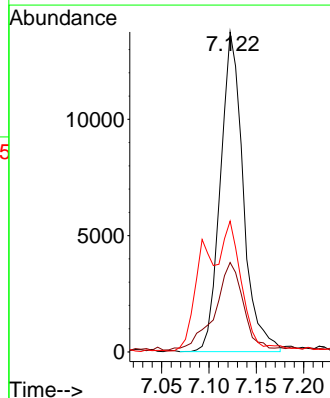
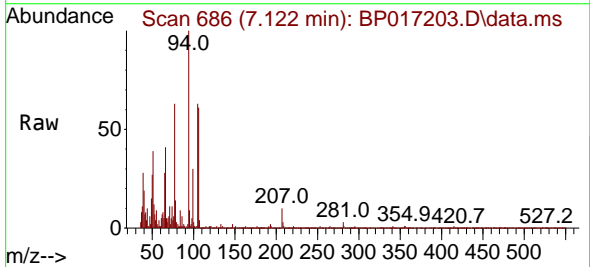
Instrument :
BNA_P
ClientSampleId :
C0AC3

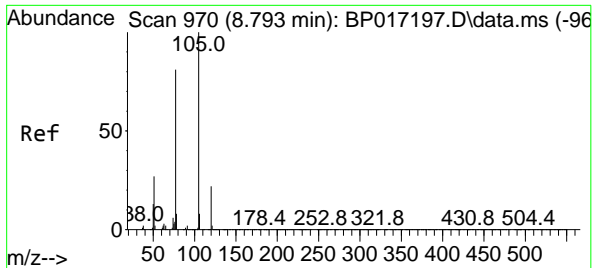
Tgt Ion: 77 Resp: 56513
Ion Ratio Lower Upper
77 100
105 93.2 75.3 112.9
106 90.5 74.6 111.8



#8
Phenol
Concen: 1.299 ng/u1
RT: 7.122 min Scan# 686
Delta R.T. -0.006 min
Lab File: BP017203.D
Acq: 18 Sep 2023 13:58

Tgt Ion: 94 Resp: 23033
Ion Ratio Lower Upper
94 100
65 28.0 22.7 34.1
66 40.9 29.6 44.4





#16
 Acetophenone
 Concen: 4.757 ng/ul
 RT: 8.793 min Scan# 91
 Delta R.T. -0.006 min
 Lab File: BP017203.D
 Acq: 18 Sep 2023 13:58

Instrument :
 BNA_P
 ClientSampleId :
 C0AC3

Tgt Ion:105 Resp: 103754

Ion	Ratio	Lower	Upper
105	100		
77	83.3	63.0	94.4
51	27.1	20.5	30.7

