

Data Path : Z:\SVOASRV\HPCHEM1\BNA P\DATA\BP092719\
 Data File : BP000462.D
 Acq On : 27 Sep 2019 17:07
 Operator : JU
 Sample : K5038-09MS
 Misc :
 ALS Vial : 15 Sample Multiplier: 1

Instrument :
 BNA_P
 ClientSampled :

Quant Time: Sep 27 23:11:16 2019
 Quant Method : Z:\SVOASRV\HPCHEM1\BNA P\METHODS\8270-BP091619.M
 Quant Title : ASP BNA STANDARDS FOR 5 POINT CALIBRATION
 QLast Update : Thu Sep 19 14:44:51 2019
 Response via : Initial Calibration

Internal Standards	R.T.	QIon	Response	Conc	Units	Dev(Min)
1) 1,4-Dichlorobenzene-d4	6.79	152	175049	20.00	ng	0.00
21) Naphthalene-d8	8.07	136	590900	20.00	ng	0.00
39) Acenaphthene-d10	9.83	164	316171	20.00	ng	0.00
64) Phenanthrene-d10	11.33	188	380524	20.00	ng	0.00
76) Chrysene-d12	14.01	240	340525	20.00	ng	0.01
87) Perylene-d12	15.49	264	388997	20.00	ng	0.01

System Monitoring Compounds

5) 2-Fluorophenol	5.42	112	988579	97.49	ng	0.01
7) Phenol-d6	6.43	99	1446302	116.36	ng	0.01
23) Nitrobenzene-d5	7.35	82	938973	102.53	ng	0.00
42) 2,4,6-Tribromophenol	10.63	330	298802	95.28	ng	0.00
45) 2-Fluorobiphenyl	9.15	172	1815703	103.36	ng	0.00
79) Terphenyl-d14	12.94	244	1397433	86.09	ng	0.00

Target Compounds

Target Compounds	R.T.	QIon	Response	Conc	Units	Qvalue
2) 1,4-Dioxane	2.55	88	216452	47.304	ng	100
3) Pyridine	3.29	79	443828	36.030	ng	99
4) n-Nitrosodimethylamine	3.23	42	145191	41.800	ng	94
6) Aniline	6.45	93	338935	19.778	ng	# 45
8) 2-Chlorophenol	6.58	128	528894	48.439	ng	99
9) Benzaldehyde	6.33	77	312877	47.942	ng	99
10) Phenol	6.45	94	667774	47.287	ng	87
11) bis(2-Chloroethyl)ether	6.52	93	483070	44.670	ng	99
12) 1,3-Dichlorobenzene	6.73	146	559134	42.673	ng	100
13) 1,4-Dichlorobenzene	6.80	146	547465	41.995	ng	99
14) 1,2-Dichlorobenzene	6.96	146	516641	43.262	ng	99
15) Benzyl Alcohol	6.93	79	394765	43.644	ng	98
16) 2,2'-oxybis(1-Chloropropan	7.06	45	516102	50.339	ng	87
17) 2-Methylphenol	7.05	107	514428	55.008	ng	98
18) Hexachloroethane	7.30	117	246456	51.086	ng	92
19) n-Nitroso-di-n-propylamine	7.20	70	348351	53.009	ng	95
20) 3+4-Methylphenols	7.20	107	673162	59.526	ng	# 75
22) Acetophenone	7.19	105	843504	65.871	ng	# 97
24) Nitrobenzene	7.37	77	583633	61.353	ng	99
25) Isophorone	7.61	82	1065127	58.733	ng	99
26) 2-Nitrophenol	7.69	139	304498	60.380	ng	96
27) 2,4-Dimethylphenol	7.73	122	513547	63.930	ng	98
28) bis(2-Chloroethoxy)methane	7.82	93	527720	43.752	ng	99
29) 2,4-Dichlorophenol	7.93	162	421902	49.005	ng	99
30) 1,2,4-Trichlorobenzene	8.02	180	544520	55.179	ng	99
31) Naphthalene	8.09	128	1408186	51.456	ng	100
32) Benzoic acid	7.85	122	246797	45.502	ng	93
33) 4-Chloroaniline	8.15	127	151976	12.271	ng	98
34) Hexachlorobutadiene	8.22	225	293857	50.257	ng	99
35) Caprolactam	8.50	113	110798	37.831	ng	98
36) 4-Chloro-3-methylphenol	8.63	107	461324	52.783	ng	96
37) 2-Methylnaphthalene	8.79	142	1021362	54.595	ng	98
38) 1-Methylnaphthalene	8.89	142	921607	52.590	ng	100
40) 1,2,4,5-Tetrachlorobenzene	8.96	216	511985	56.636	ng	99

Data Path : Z:\SVOASRV\HPCHEM1\BNA P\DATA\BP092719\
 Data File : BP000462.D
 Acq On : 27 Sep 2019 17:07
 Operator : JU
 Sample : K5038-09MS
 Misc :
 ALS Vial : 15 Sample Multiplier: 1

Instrument :
 BNA_P
 ClientSampled :

Quant Time: Sep 27 23:11:16 2019
 Quant Method : Z:\SVOASRV\HPCHEM1\BNA P\METHODS\8270-BP091619.M
 Quant Title : ASP BNA STANDARDS FOR 5 POINT CALIBRATION
 QLast Update : Thu Sep 19 14:44:51 2019
 Response via : Initial Calibration

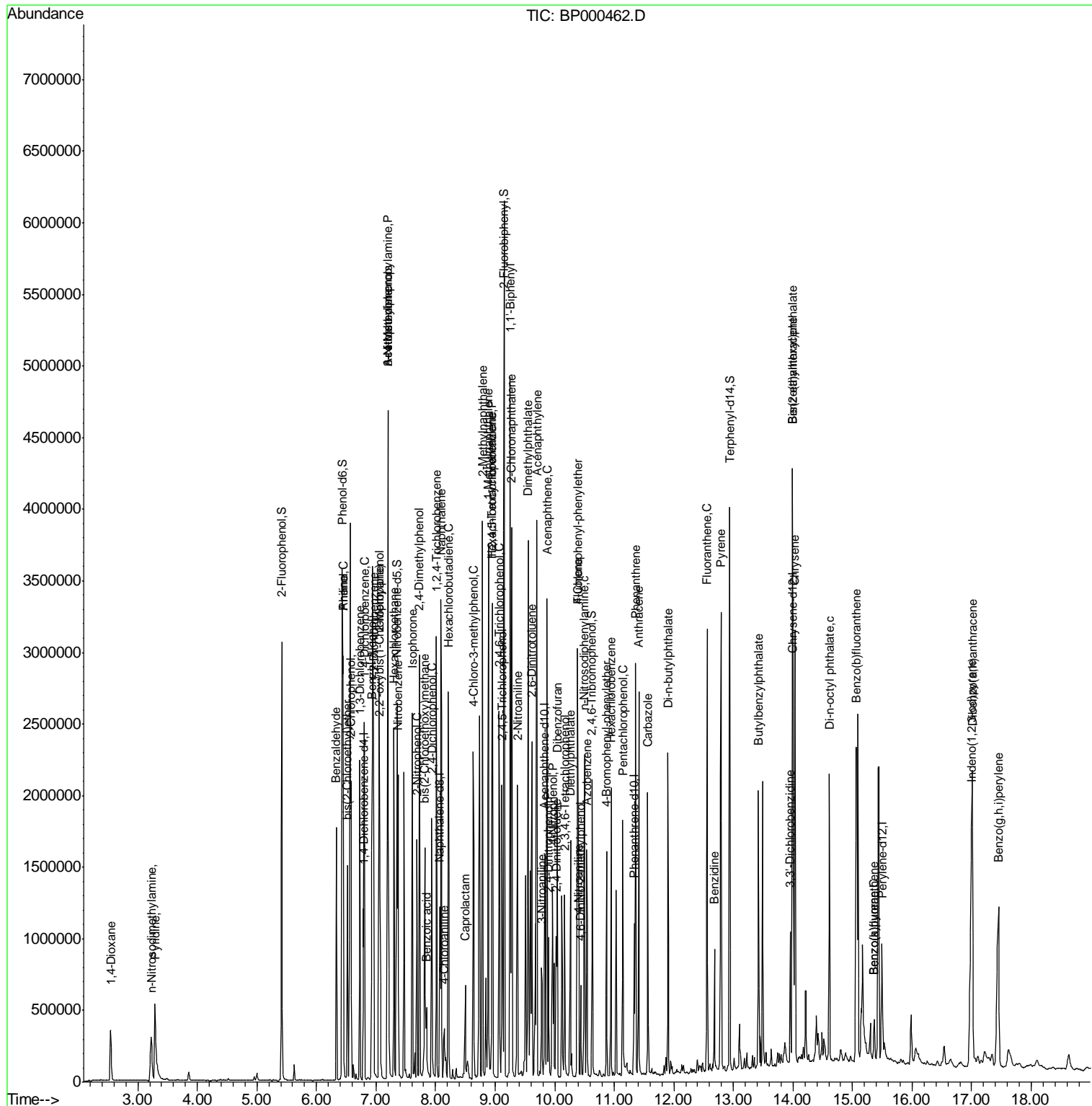
Internal Standards	R.T.	QIon	Response	Conc	Units	Dev(Min)
41) Hexachlorocyclopentadiene	8.95	237	378443	72.904	ng	99
43) 2,4,6-Trichlorophenol	9.07	196	338144	54.058	ng	99
44) 2,4,5-Trichlorophenol	9.12	196	344555	53.794	ng	96
46) 1,1'-Biphenyl	9.25	154	1490048	68.125	ng	99
47) 2-Chloronaphthalene	9.27	162	1159820	63.214	ng	100
48) 2-Nitroaniline	9.37	65	281263	60.365	ng	98
49) Acenaphthylene	9.70	152	1749977	63.451	ng	99
50) Dimethylphthalate	9.56	163	1612682	74.865	ng	99
51) 2,6-Dinitrotoluene	9.62	165	304991	64.393	ng	96
52) Acenaphthene	9.87	154	716336	41.158	ng	99
53) 3-Nitroaniline	9.78	138	133217	24.231	ng	93
54) 2,4-Dinitrophenol	9.90	184	128631	61.471	ng	93
55) Dibenzofuran	10.05	168	789537	32.090	ng	98
56) 4-Nitrophenol	9.96	139	221159	54.086	ng	# 87
57) 2,4-Dinitrotoluene	10.03	165	198796	32.106	ng	97
58) Fluorene	10.39	166	618009	32.520	ng	99
59) 2,3,4,6-Tetrachlorophenol	10.17	232	181472	34.432	ng	99
60) Diethylphthalate	10.26	149	659504	31.826	ng	99
61) 4-Chlorophenyl-phenylether	10.38	204	328460	33.671	ng	99
62) 4-Nitroaniline	10.40	138	143043	26.452	ng	# 81
63) Azobenzene	10.54	77	496203	28.264	ng	96
65) 4,6-Dinitro-2-methylphenol	10.44	198	87296	48.789	ng	98
66) n-Nitrosodiphenylamine	10.50	169	542928	47.396	ng	98
67) 4-Bromophenyl-phenylether	10.87	248	217941	50.649	ng	93
68) Hexachlorobenzene	10.95	284	251794	53.525	ng	99
69) Atrazine	11.03	200	176126	Below Cal		98
70) Pentachlorophenol	11.15	266	251089	98.001	ng	99
71) Phenanthrene	11.36	178	1009147	52.921	ng	99
72) Anthracene	11.41	178	984791	50.173	ng	99
73) Carbazole	11.57	167	864793	48.923	ng	100
74) Di-n-butylphthalate	11.90	149	1061515	47.444	ng	99
75) Fluoranthene	12.56	202	1247094	60.905	ng	93
77) Benzidine	12.68	184	310224	25.509	ng	97
78) Pyrene	12.79	202	1304544	51.205	ng	100
80) Butylbenzylphthalate	13.42	149	465674	39.779	ng	96
81) Benzo(a)anthracene	14.00	228	1161868	54.015	ng	99
82) 3,3'-Dichlorobenzidine	13.96	252	194711	22.524	ng	99
83) Chrysene	14.03	228	1115404	52.813	ng	99
84) Bis(2-ethylhexyl)phthalate	13.99	149	642640	45.730	ng	# 99
85) Di-n-octyl phthalate	14.61	149	1113646	42.758	ng	98
86) Indeno(1,2,3-cd)pyrene	16.99	276	1305798	50.723	ng	# 90
88) Benzo(b)fluoranthene	15.07	252	1333459	57.461	ng	# 95
89) Benzo(k)fluoranthene	15.36	252	110675	5.467	ng	99
90) Benzo(a)pyrene	15.36	252	137737	6.523	ng	99
91) Dibenzo(a,h)anthracene	17.01	278	1039754	52.814	ng	# 94
92) Benzo(g,h,i)perylene	17.45	276	1105977	54.655	ng	# 90

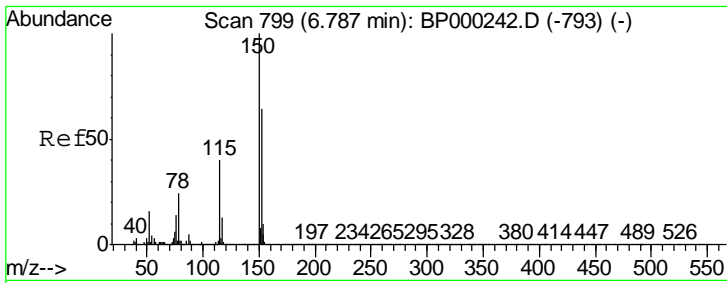
(#) = qualifier out of range (m) = manual integration (+) = signals summed

Data Path : Z:\SVOASRV\HPCHEM1\BNA P\DATA\BP092719\
 Data File : BP000462.D
 Acq On : 27 Sep 2019 17:07
 Operator : JU
 Sample : K5038-09MS
 Misc :
 ALS Vial : 15 Sample Multiplier: 1

Instrument :
 BNA_P
 ClientSampled :

Quant Time: Sep 27 23:11:16 2019
 Quant Method : Z:\SVOASRV\HPCHEM1\BNA P\METHODS\8270-BP091619.M
 Quant Title : ASP BNA STANDARDS FOR 5 POINT CALIBRATION
 QLast Update : Thu Sep 19 14:44:51 2019
 Response via : Initial Calibration

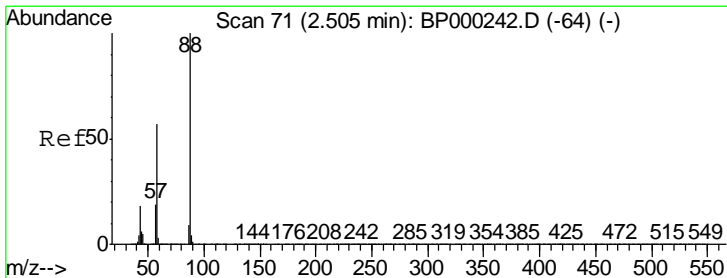
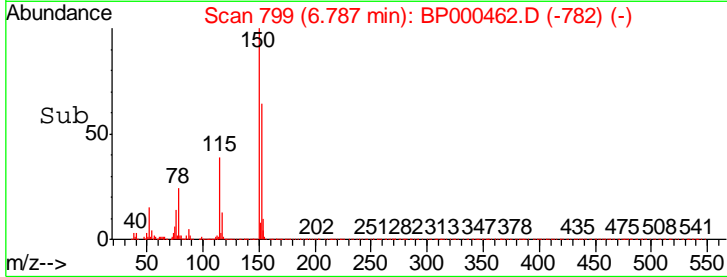
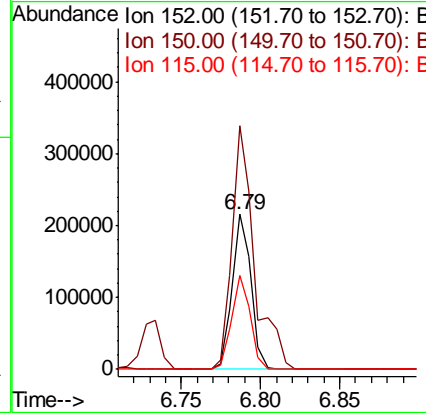
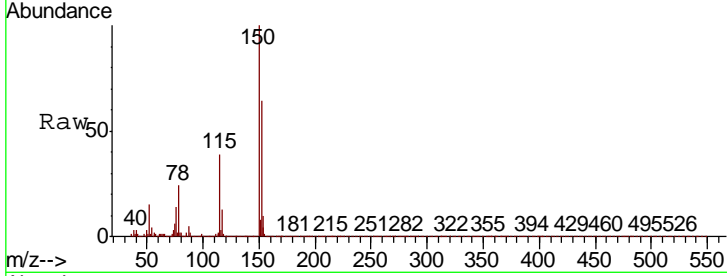




#1
 1,4-Dichlorobenzene-d4
 Concen: 20.000 ng
 RT: 6.79 min Scan# 799
 Delta R.T. -0.00 min
 Lab File: BP000462.D
 Acq: 27 Sep 2019 17:07

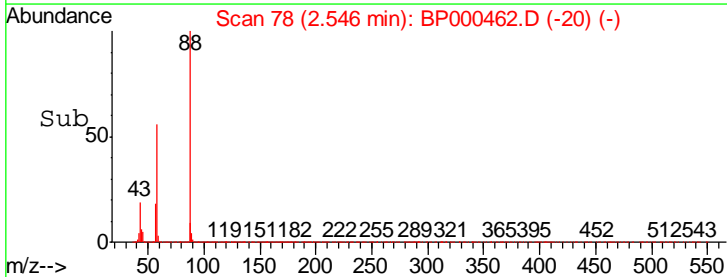
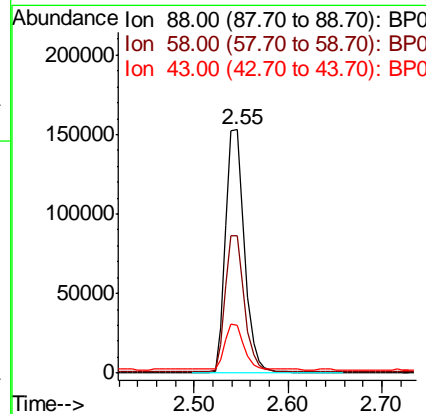

Instrument :
 BNA_P
 ClientSampleId :

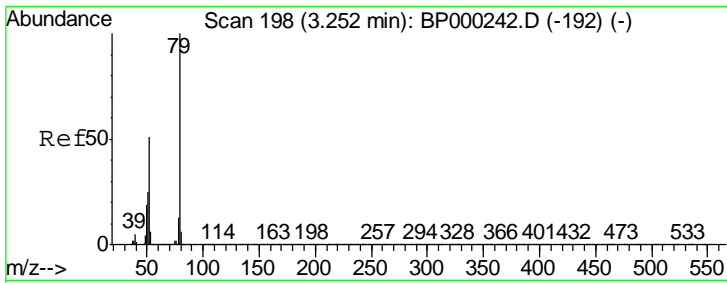
Tgt Ion	Resp	Lower	Upper
152	175049		
150	100	125.2	187.8
115	60.9	49.7	74.5



#2
 1,4-Dioxane
 Concen: 47.304 ng
 RT: 2.55 min Scan# 78
 Delta R.T. 0.04 min
 Lab File: BP000462.D
 Acq: 27 Sep 2019 17:07

Tgt Ion	Resp	Lower	Upper
88	216452		
58	100	45.4	68.2
43	56.7	15.0	22.6

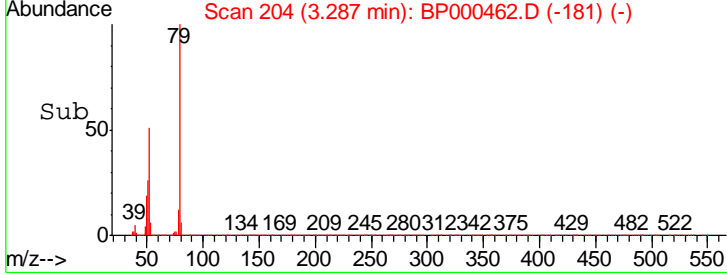
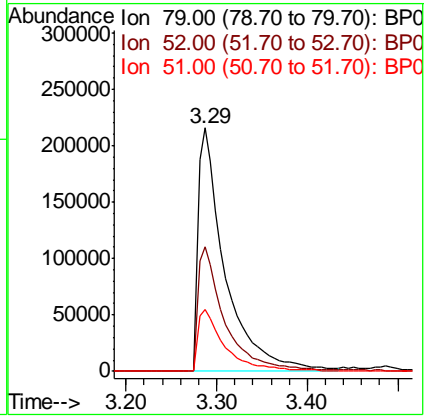
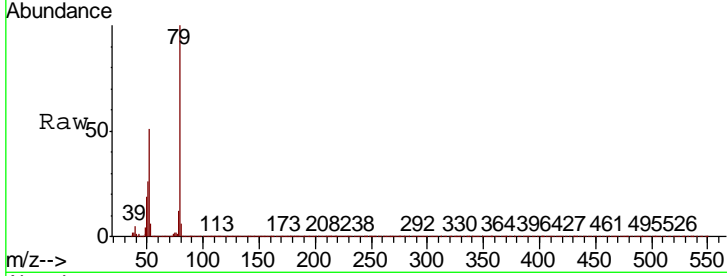




#3
 Pyridine
 Concen: 36.030 ng
 RT: 3.29 min Scan# 204
 Delta R.T. 0.03 min
 Lab File: BP000462.D
 Acq: 27 Sep 2019 17:07

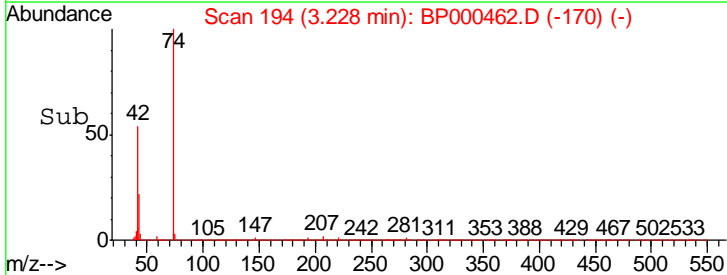

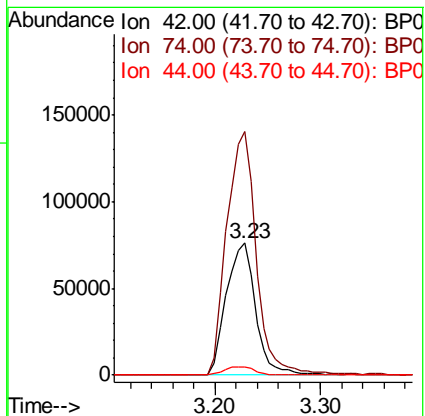
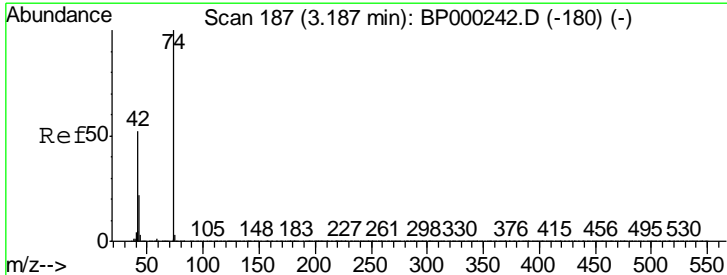
Instrument :
 BNA_P
 ClientSampled :

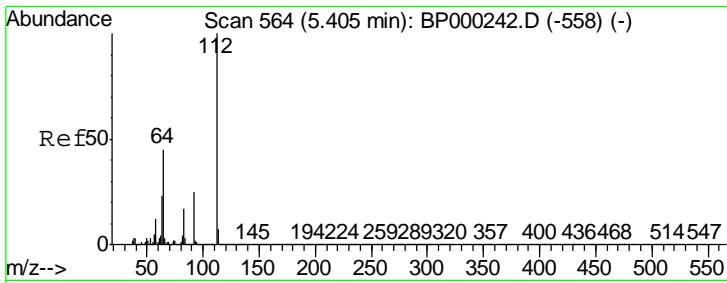
Tgt Ion	Resp	Lower	Upper
79	443828		
52	51.4	40.9	61.3
51	25.7	20.2	30.2



#4
 n-Nitrosodimethylamine
 Concen: 41.800 ng
 RT: 3.23 min Scan# 194
 Delta R.T. 0.04 min
 Lab File: BP000462.D
 Acq: 27 Sep 2019 17:07

Tgt Ion	Resp	Lower	Upper
42	145191		
74	184.7	154.5	231.7
44	6.6	5.9	8.9

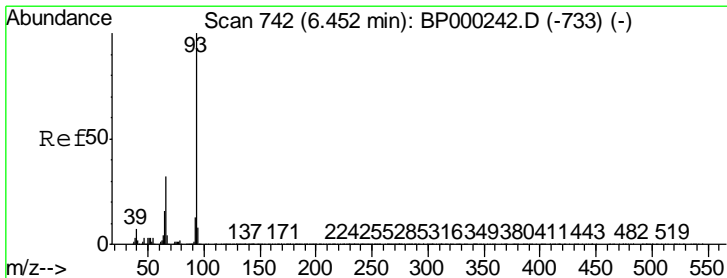
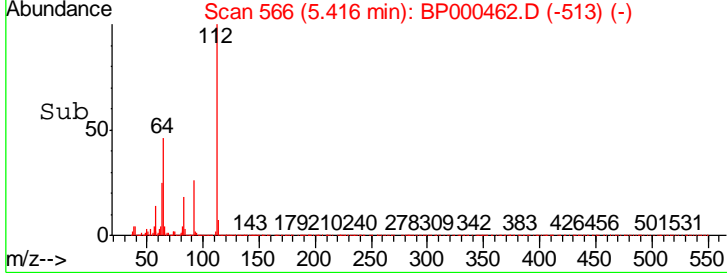
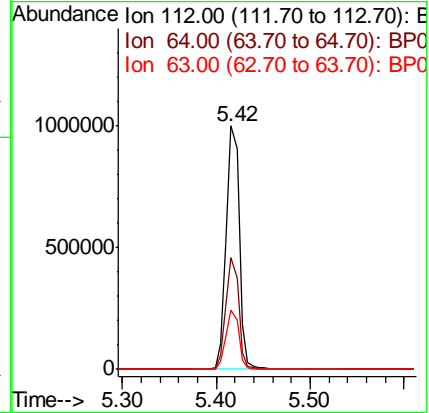
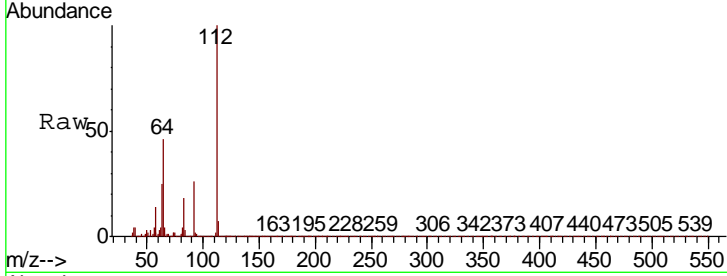




#5
 2-Fluorophenol
 Concen: 97.495 ng
 RT: 5.42 min Scan# 566
 Delta R.T. 0.01 min
 Lab File: BP000462.D
 Acq: 27 Sep 2019 17:07

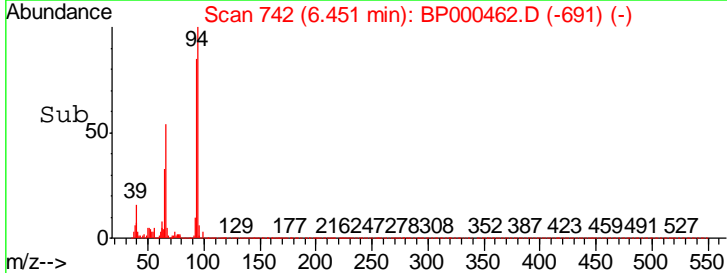
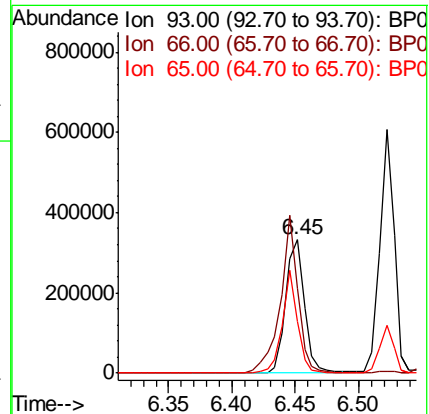
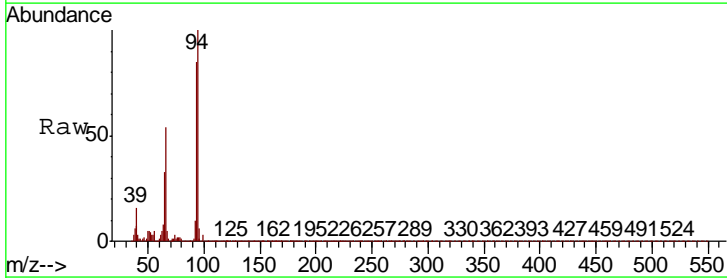
Instrument :
 BNA_P
 ClientSampled :

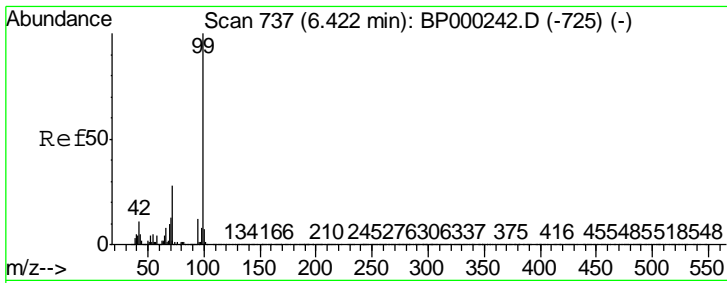
Tgt Ion	Resp	Lower	Upper
112	100		
64	46.1	36.2	54.4
63	24.6	18.3	27.5



#6
 Aniline
 Concen: 19.778 ng
 RT: 6.45 min Scan# 742
 Delta R.T. -0.00 min
 Lab File: BP000462.D
 Acq: 27 Sep 2019 17:07

Tgt Ion	Resp	Lower	Upper
93	100		
66	63.8	26.2	39.2#
65	38.5	12.7	19.1#

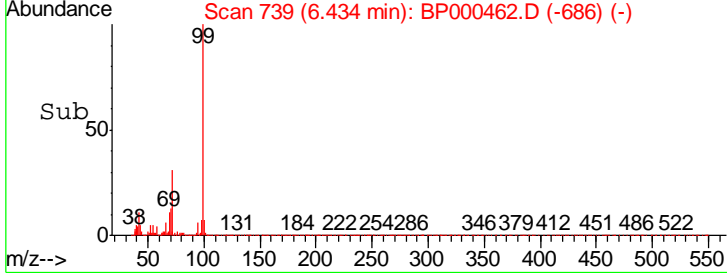
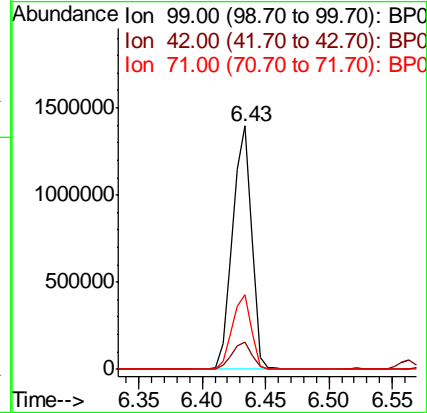
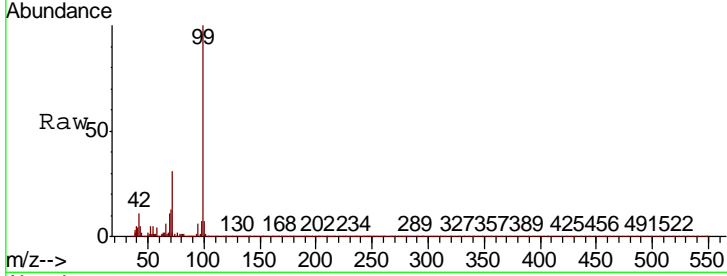




#7
 Phenol-d6
 Concen: 116.362 ng
 RT: 6.43 min Scan# 739
 Delta R.T. 0.01 min
 Lab File: BP000462.D
 Acq: 27 Sep 2019 17:07

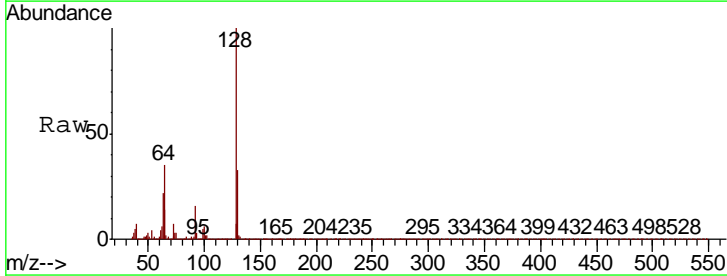
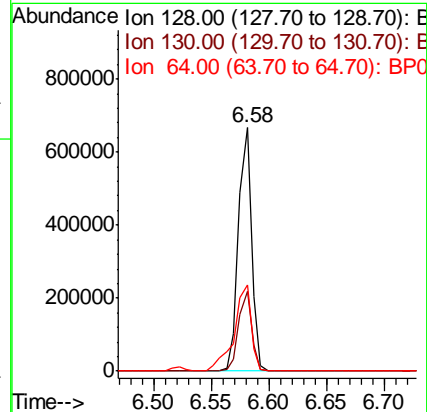
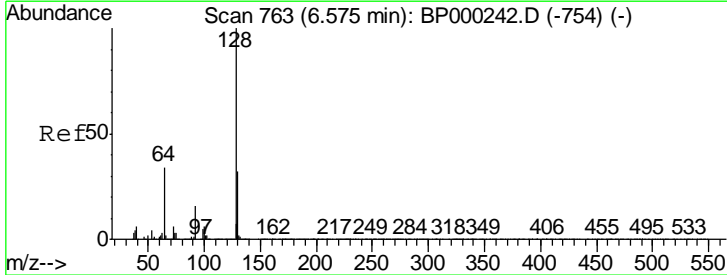
Instrument :
 BNA_P
 ClientSampled :

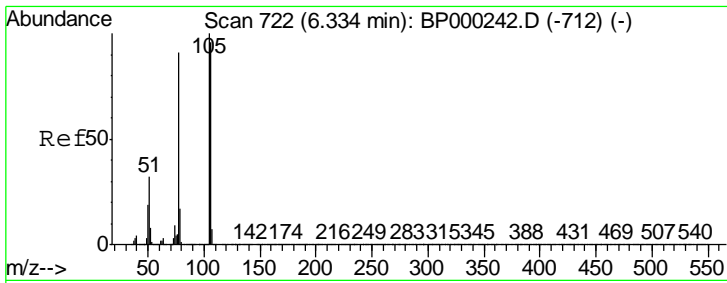
Tgt Ion	Resp	Lower	Upper
99	1446302		
42	11.3	8.5	12.7
71	30.9	22.6	34.0



#8
 2-Chlorophenol
 Concen: 48.439 ng
 RT: 6.58 min Scan# 764
 Delta R.T. 0.01 min
 Lab File: BP000462.D
 Acq: 27 Sep 2019 17:07

Tgt Ion	Resp	Lower	Upper
128	528894		
130	33.0	12.5	52.5
64	35.4	16.0	56.0

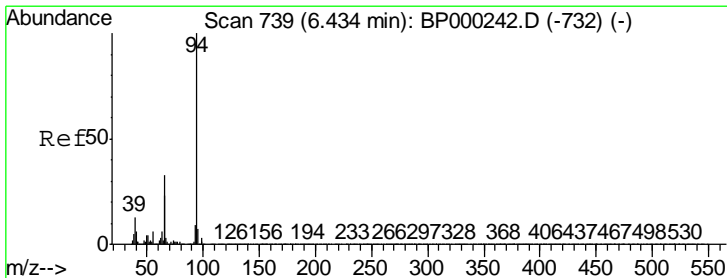
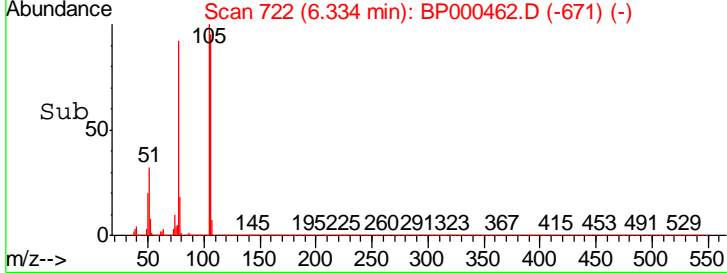
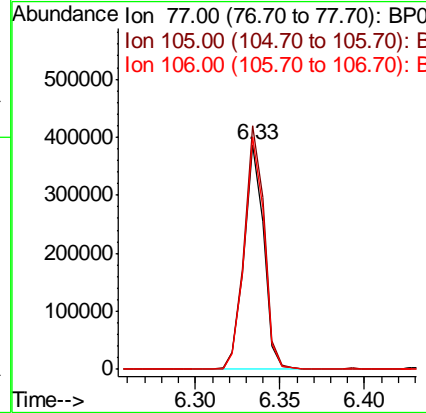
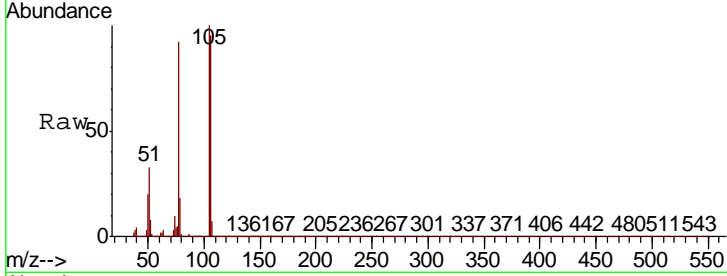




#9
Benzaldehyde
Concen: 47.942 ng
RT: 6.33 min Scan# 722
Delta R.T. -0.00 min
Lab File: BP000462.D
Acq: 27 Sep 2019 17:07

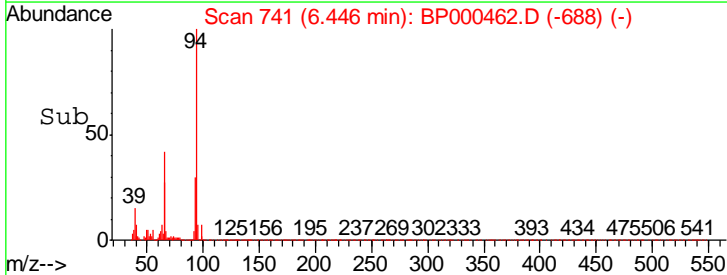
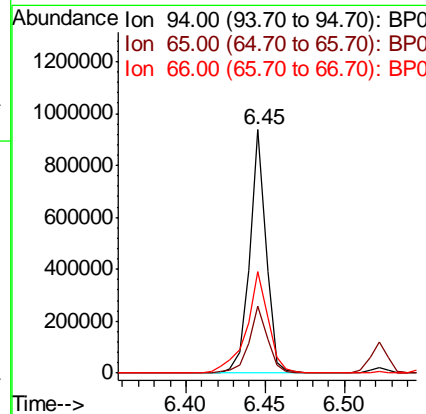

Instrument :
BNA_P
ClientSampled :

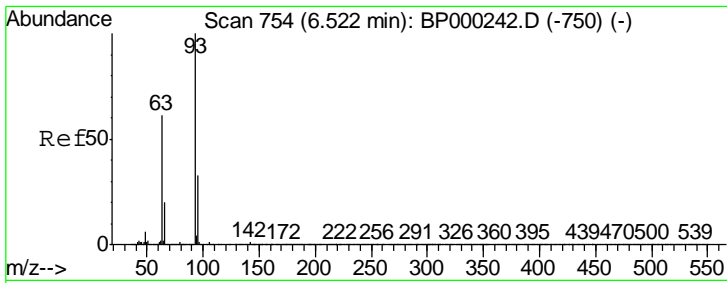
Tgt Ion	Resp	Lower	Upper
77	312877		
77	100		
105	108.4	89.6	129.6
106	103.1	84.6	124.6



#10
Phenol
Concen: 47.287 ng
RT: 6.45 min Scan# 741
Delta R.T. 0.01 min
Lab File: BP000462.D
Acq: 27 Sep 2019 17:07

Tgt Ion	Resp	Lower	Upper
94	667774		
94	100		
65	27.4	3.3	43.3
66	42.0	12.7	52.7

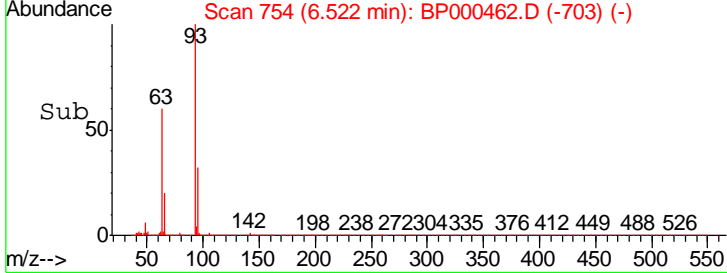
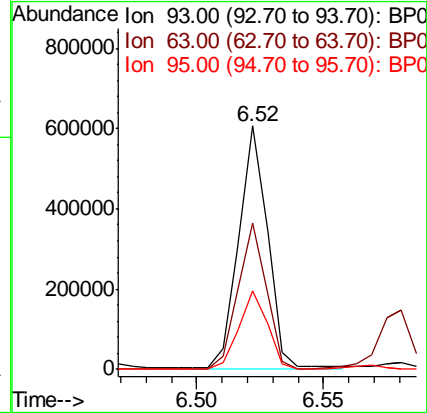





#11
 bis(2-Chloroethyl)ether
 Concen: 44.670 ng
 RT: 6.52 min Scan# 754
 Delta R.T. -0.00 min
 Lab File: BP000462.D
 Acq: 27 Sep 2019 17:07

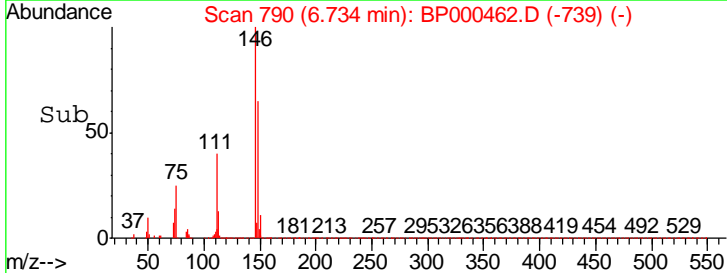
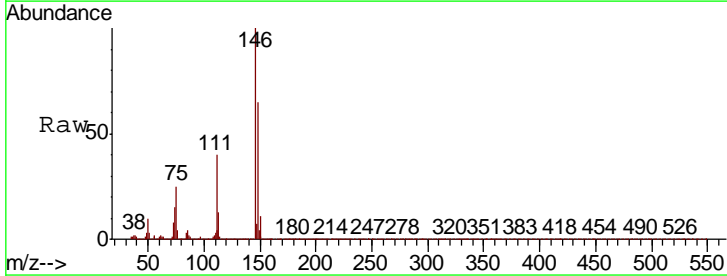
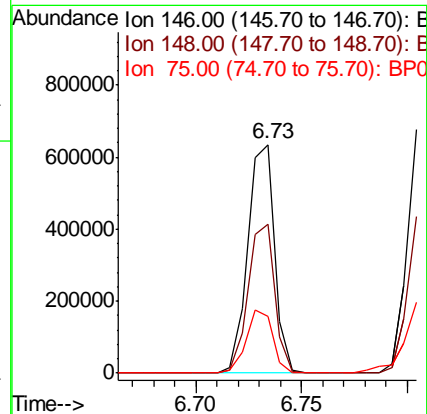
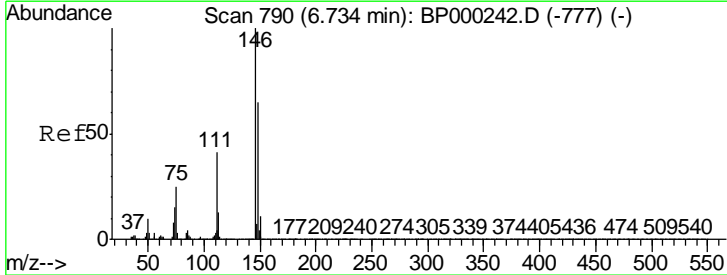
Instrument :
 BNA_P
 ClientSampled :

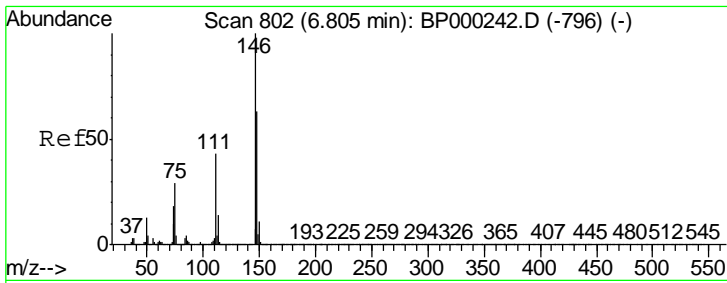
Tgt Ion	Resp	Lower	Upper
93	483070		
63	60.1	41.0	81.0
95	32.1	12.7	52.7



#12
 1,3-Dichlorobenzene
 Concen: 42.673 ng
 RT: 6.73 min Scan# 790
 Delta R.T. -0.00 min
 Lab File: BP000462.D
 Acq: 27 Sep 2019 17:07

Tgt Ion	Resp	Lower	Upper
146	559134		
148	65.1	52.1	78.1
75	24.9	20.2	30.4

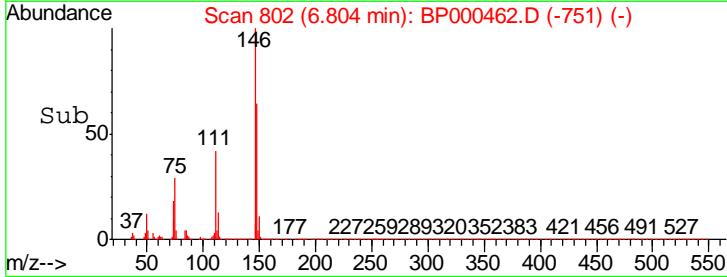
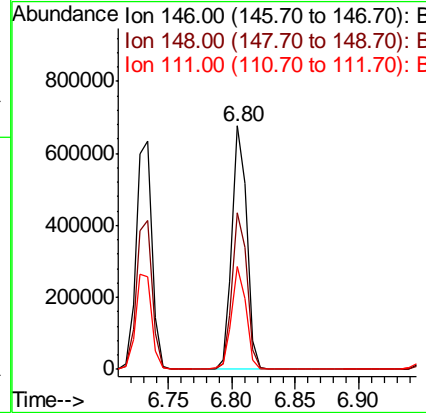
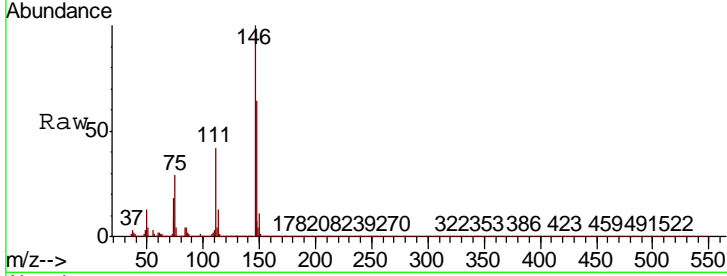




#13
 1,4-Dichlorobenzene
 Concen: 41.995 ng
 RT: 6.80 min Scan# 802
 Delta R.T. -0.00 min
 Lab File: BP000462.D
 Acq: 27 Sep 2019 17:07

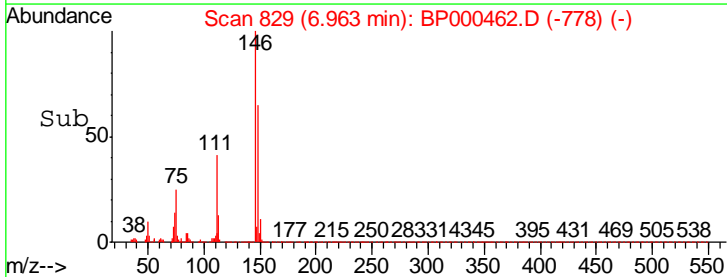
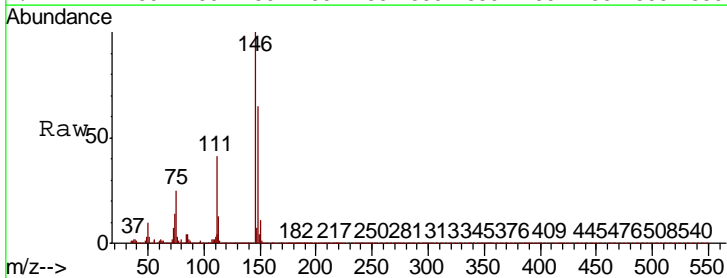
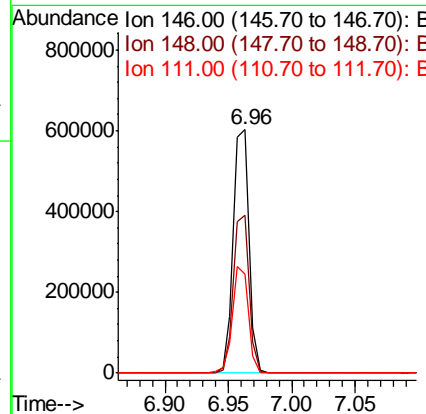
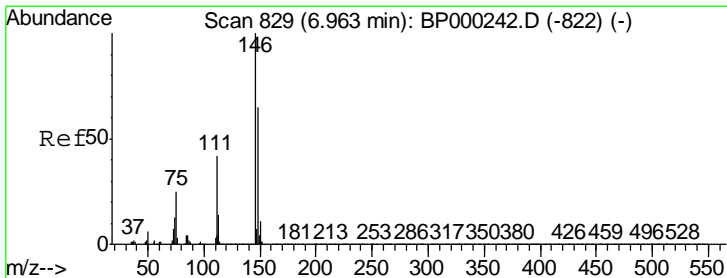
Instrument :
 BNA_P
 ClientSampled :

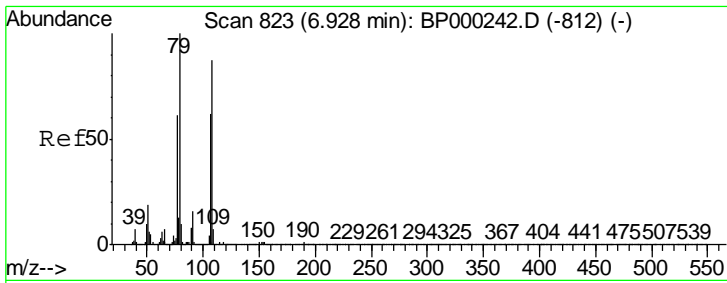
Tgt Ion	Resp	Lower	Upper
146	547465		
148	64.2	50.7	76.1
111	42.3	34.1	51.1



#14
 1,2-Dichlorobenzene
 Concen: 43.262 ng
 RT: 6.96 min Scan# 829
 Delta R.T. -0.00 min
 Lab File: BP000462.D
 Acq: 27 Sep 2019 17:07

Tgt Ion	Resp	Lower	Upper
146	516641		
148	64.7	51.7	77.5
111	40.9	33.4	50.2

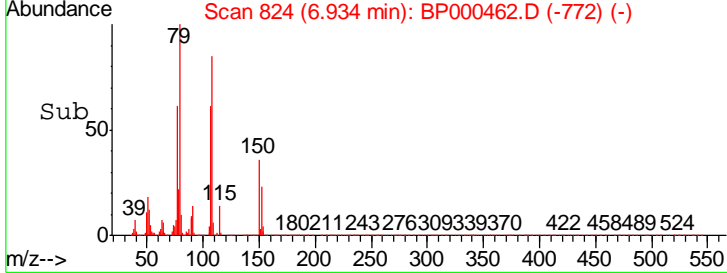
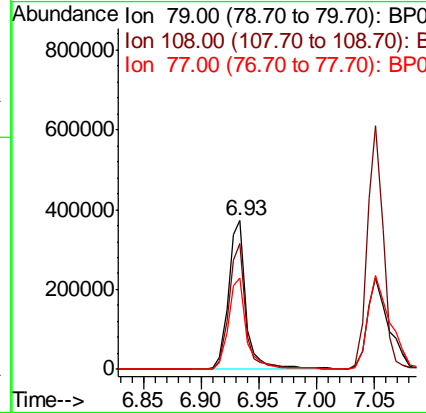
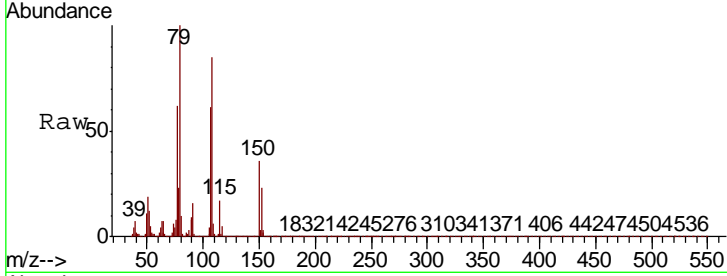




#15
 Benzyl Alcohol
 Concen: 43.644 ng
 RT: 6.93 min Scan# 824
 Delta R.T. 0.01 min
 Lab File: BP000462.D
 Acq: 27 Sep 2019 17:07

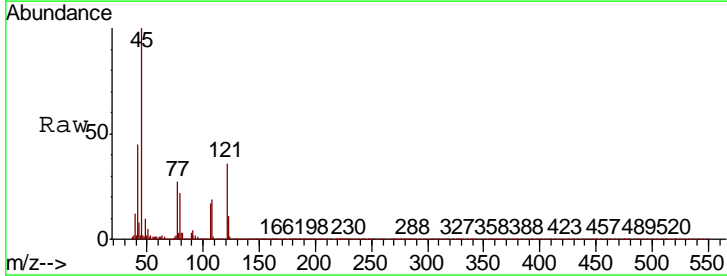
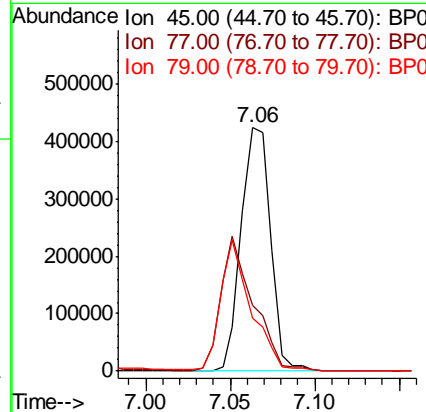
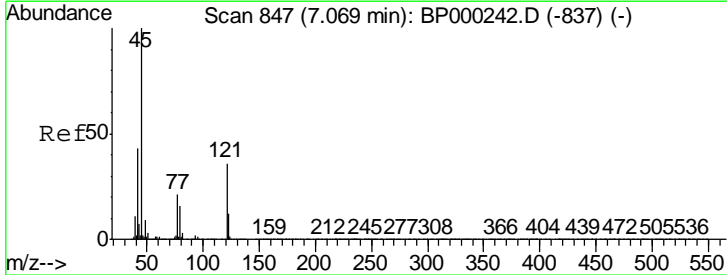
Instrument :
 BNA_P
 ClientSampled :

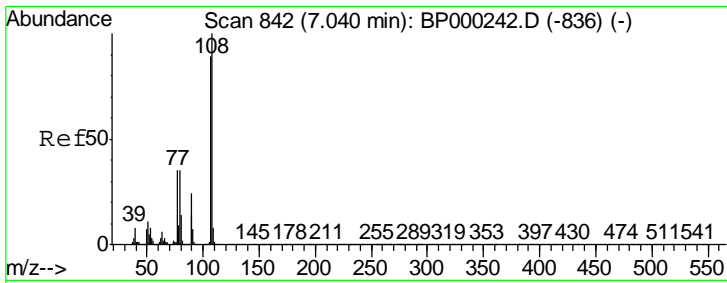
Tgt Ion	Resp	Lower	Upper
79	394765		
108	84.7	69.2	103.8
77	61.7	48.7	73.1



#16
 2,2'-oxybis(1-Chloropropane)
 Concen: 50.339 ng
 RT: 7.06 min Scan# 846
 Delta R.T. -0.01 min
 Lab File: BP000462.D
 Acq: 27 Sep 2019 17:07

Tgt Ion	Resp	Lower	Upper
45	516102		
77	27.1	0.7	40.7
79	21.9	0.0	36.4

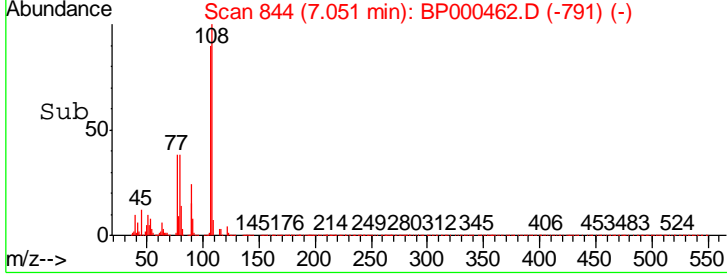
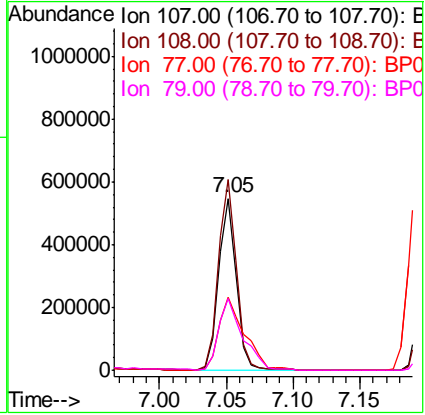
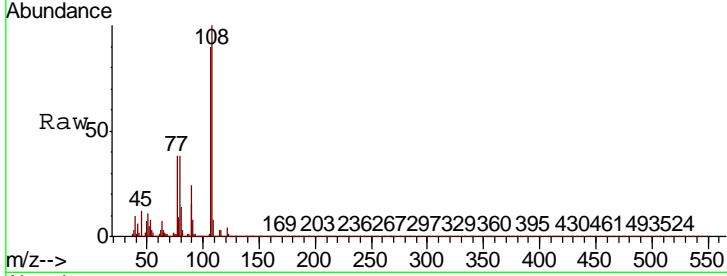




#17
 2-Methylphenol
 Concen: 55.008 ng
 RT: 7.05 min Scan# 844
 Delta R.T. 0.01 min
 Lab File: BP000462.D
 Acq: 27 Sep 2019 17:07

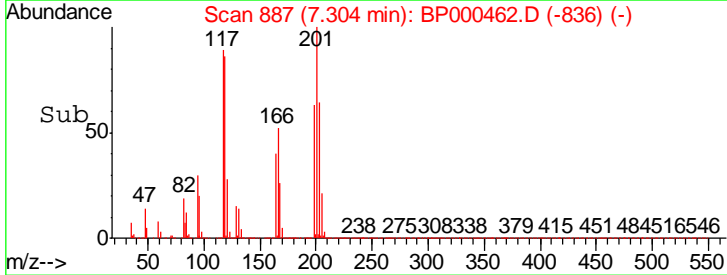
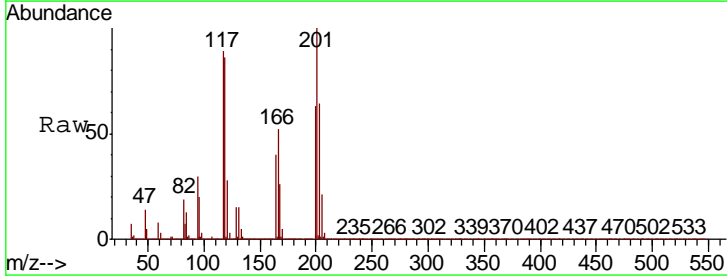
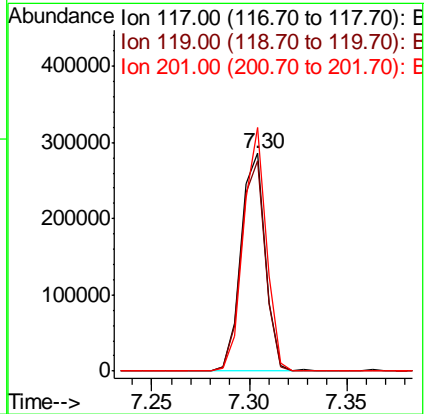
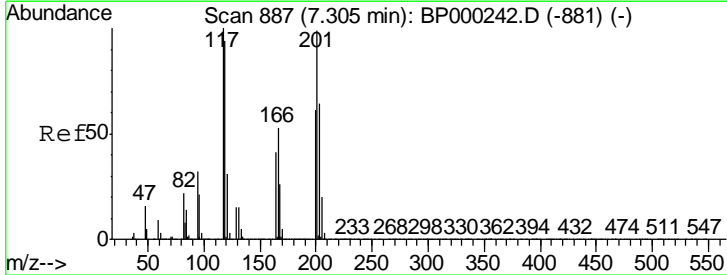
Instrument :
 BNA_P
 ClientSampled :

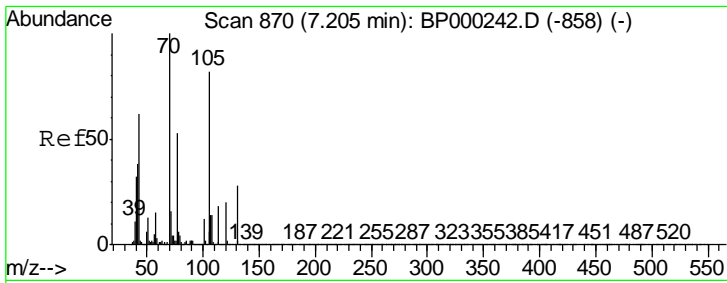
Tgt Ion	Resp	Lower	Upper
107	100		
108	111.3	90.1	135.1
77	42.7	31.5	47.3
79	41.8	32.2	48.2



#18
 Hexachloroethane
 Concen: 51.086 ng
 RT: 7.30 min Scan# 887
 Delta R.T. -0.00 min
 Lab File: BP000462.D
 Acq: 27 Sep 2019 17:07

Tgt Ion	Resp	Lower	Upper
117	100		
119	96.6	75.6	113.4
201	112.0	79.4	119.2

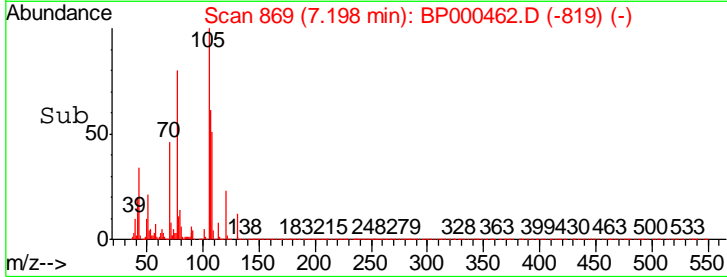
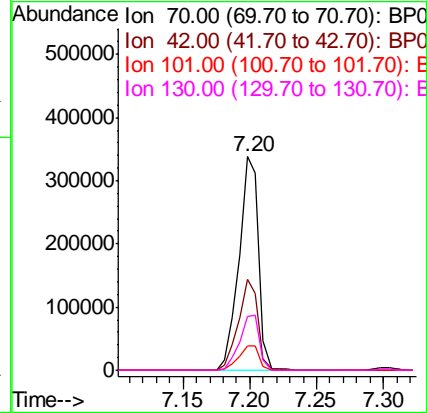
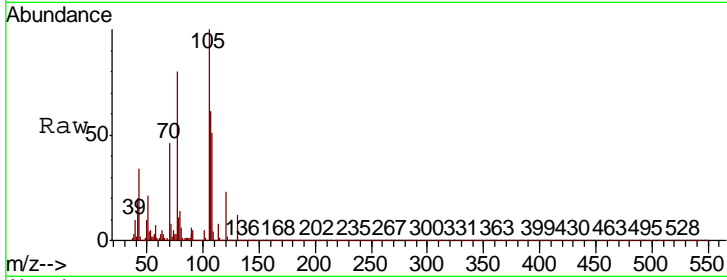




#19
 n-Nitroso-di-n-propylamine
 Concen: 53.009 ng
 RT: 7.20 min Scan# 869
 Delta R.T. -0.01 min
 Lab File: BP000462.D
 Acq: 27 Sep 2019 17:07

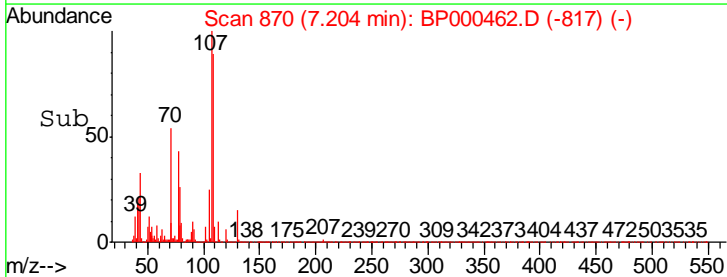
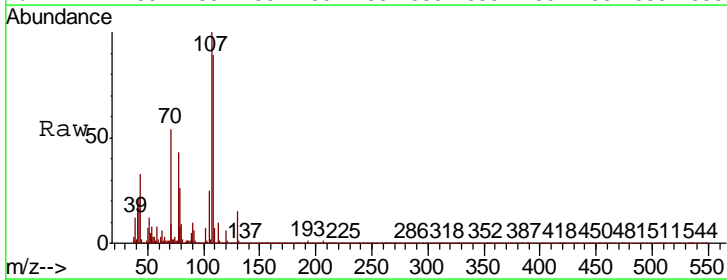
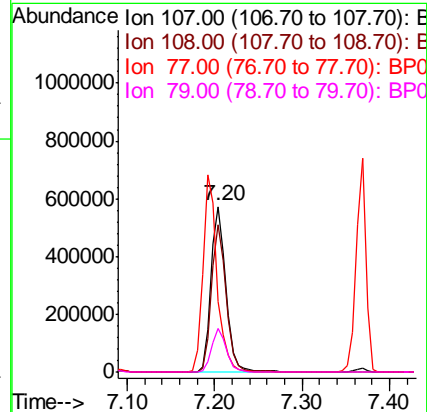
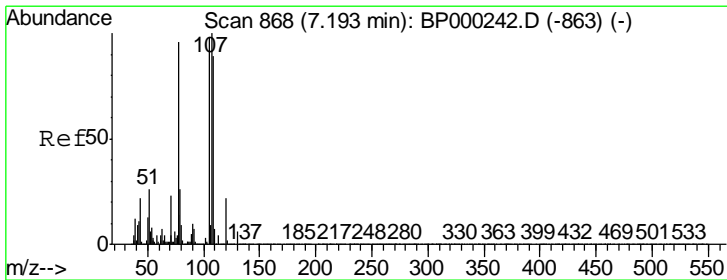
Instrument :
 BNA_P
 ClientSampled :

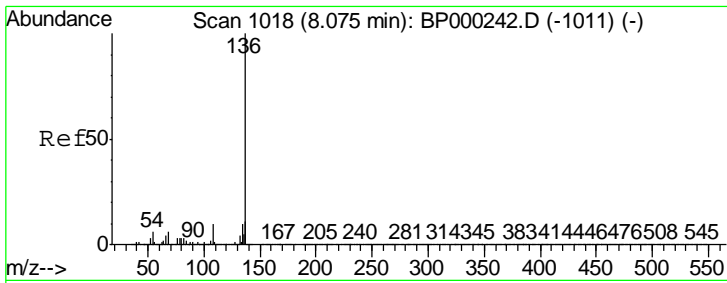
Tgt Ion	Resp	Lower	Upper
70	100		
42	42.3	30.7	46.1
101	11.5	9.6	14.4
130	25.2	22.0	33.0



#20
 3+4-Methylphenols
 Concen: 59.526 ng
 RT: 7.20 min Scan# 870
 Delta R.T. 0.01 min
 Lab File: BP000462.D
 Acq: 27 Sep 2019 17:07

Tgt Ion	Resp	Lower	Upper
107	100		
108	89.5	68.8	108.8
77	43.0	75.7	115.7#
79	26.0	6.0	46.0

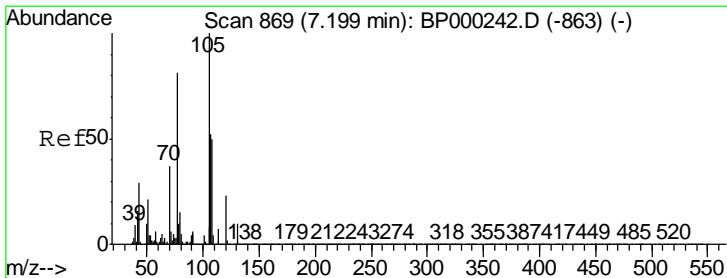
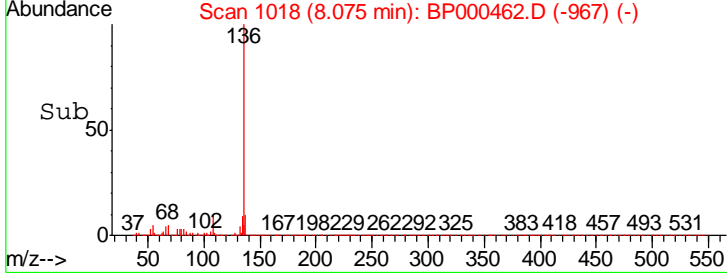
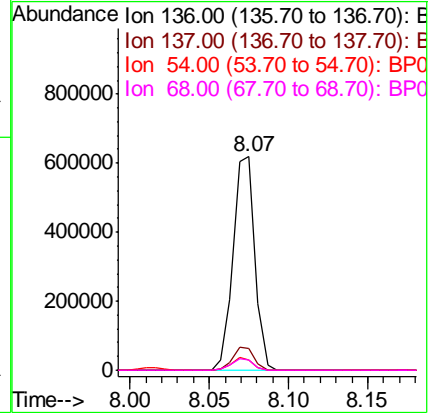
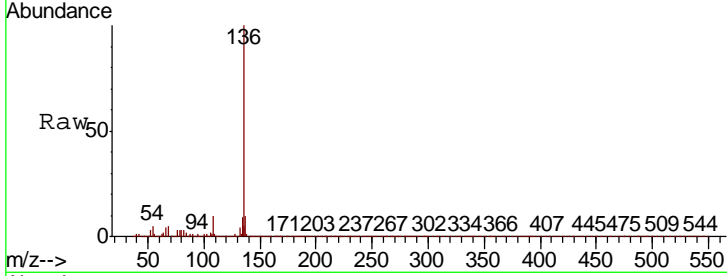




#21
 Naphthalene-d8
 Concen: 20.000 ng
 RT: 8.07 min Scan# 1018
 Delta R.T. -0.00 min
 Lab File: BP000462.D
 Acq: 27 Sep 2019 17:07

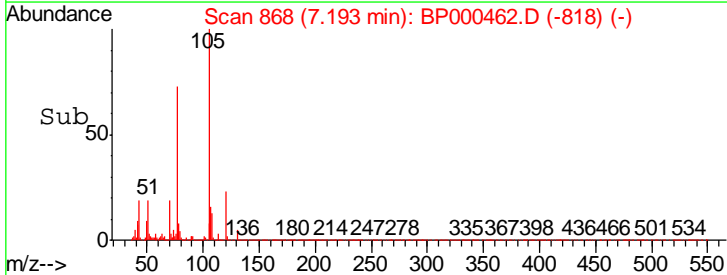
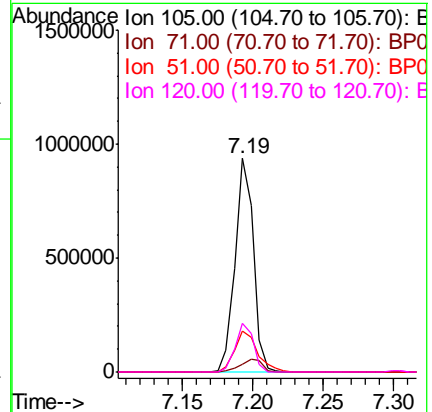
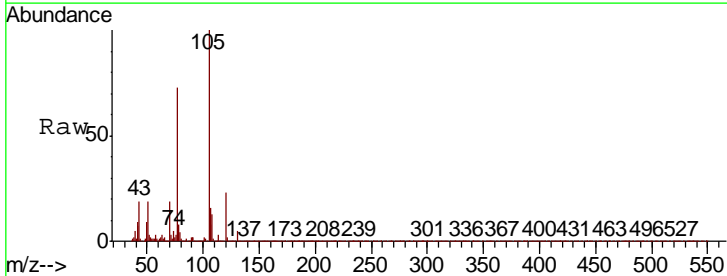
Instrument :
 BNA_P
 ClientSampleId :

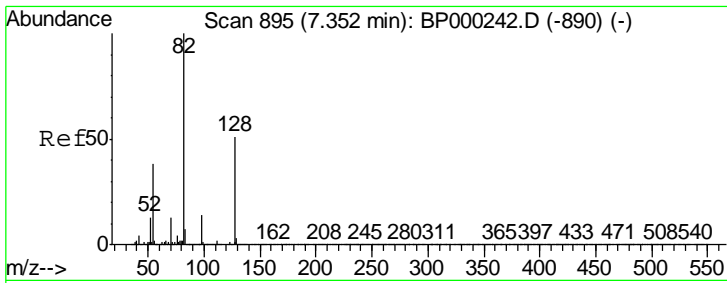
Tgt Ion	Resp	Lower	Upper
136	100		
137	10.5	8.6	13.0
54	5.1	4.5	6.7
68	4.8	4.5	6.7



#22
 Acetophenone
 Concen: 65.871 ng
 RT: 7.19 min Scan# 868
 Delta R.T. -0.01 min
 Lab File: BP000462.D
 Acq: 27 Sep 2019 17:07

Tgt Ion	Resp	Lower	Upper
105	100		
71	3.4	5.2	7.8#
51	19.4	16.6	24.8
120	22.8	18.5	27.7

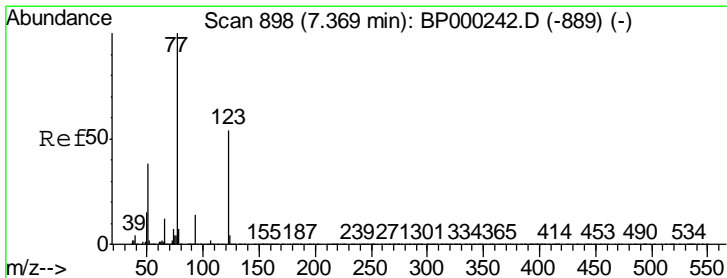
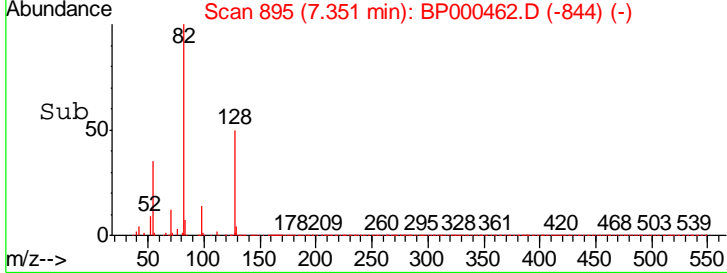
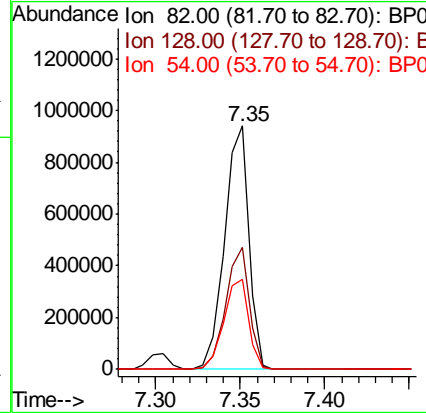
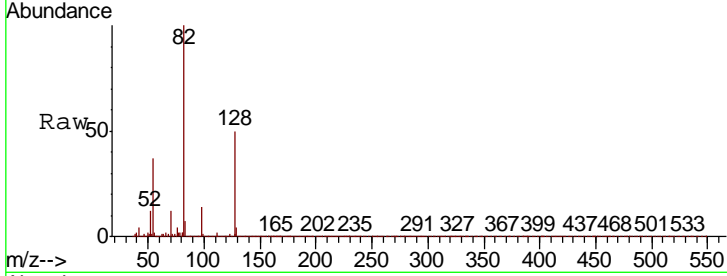




#23
 Nitrobenzene-d5
 Concen: 102.525 ng
 RT: 7.35 min Scan# 895
 Delta R.T. -0.00 min
 Lab File: BP000462.D
 Acq: 27 Sep 2019 17:07

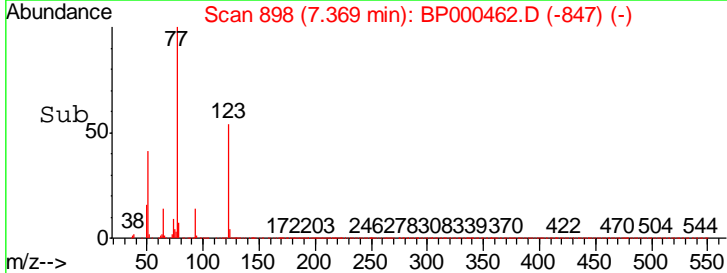
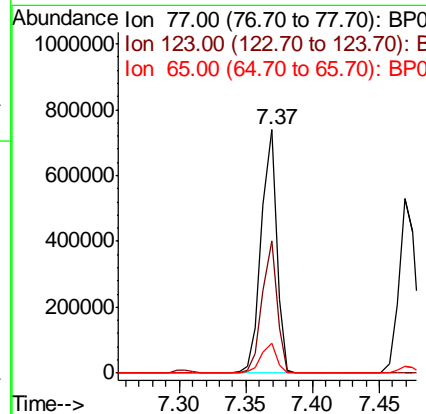
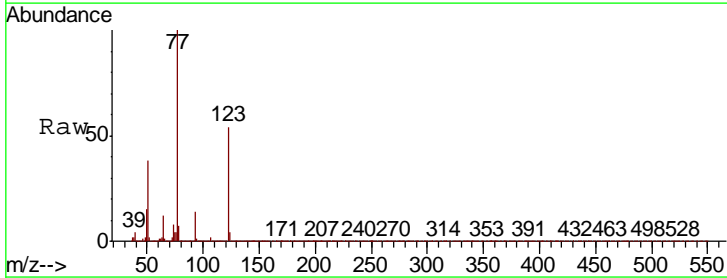
Instrument :
 BNA_P
 ClientSampled :

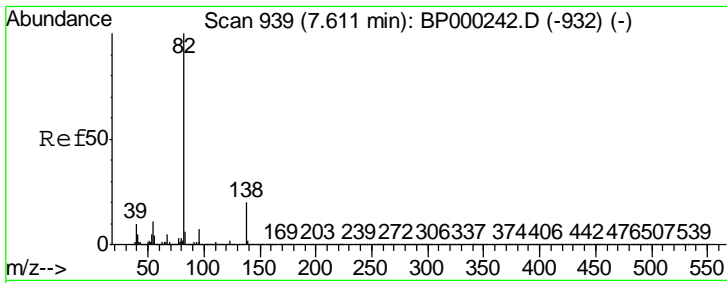
Tgt Ion	Resp	Lower	Upper
82	938973		
128	50.2	40.7	61.1
54	36.9	30.1	45.1



#24
 Nitrobenzene
 Concen: 61.353 ng
 RT: 7.37 min Scan# 898
 Delta R.T. -0.00 min
 Lab File: BP000462.D
 Acq: 27 Sep 2019 17:07

Tgt Ion	Resp	Lower	Upper
77	583633		
123	54.2	43.1	64.7
65	12.3	9.4	14.2

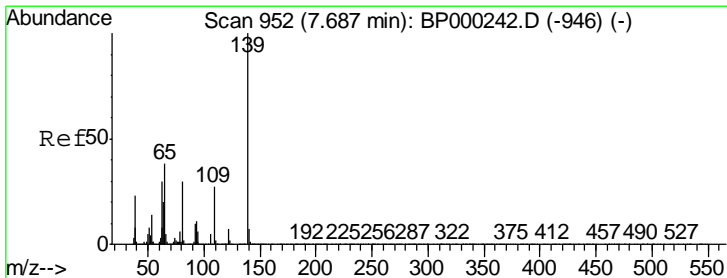
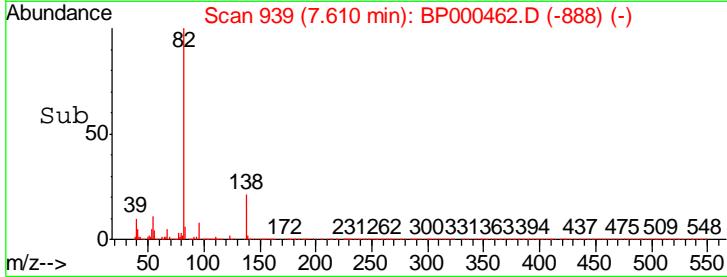
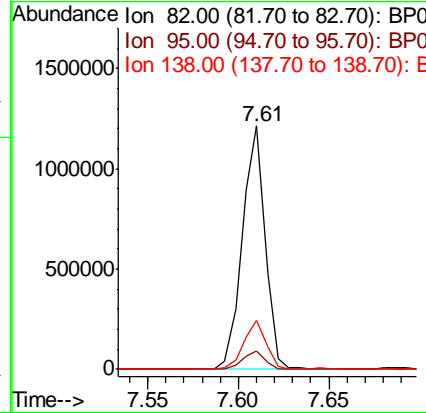
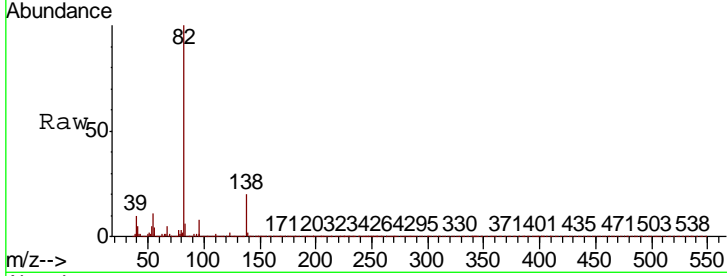




#25
 Isophorone
 Concen: 58.733 ng
 RT: 7.61 min Scan# 939
 Delta R.T. -0.00 min
 Lab File: BP000462.D
 Acq: 27 Sep 2019 17:07

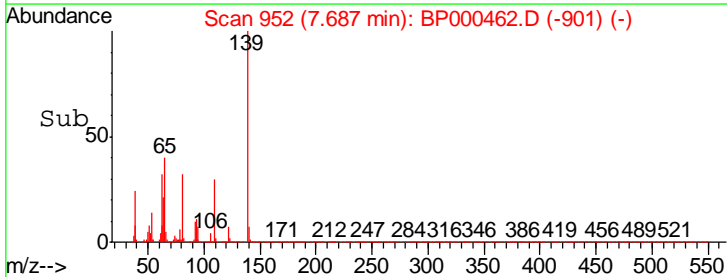
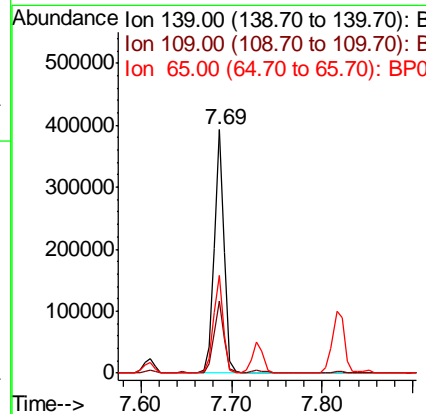
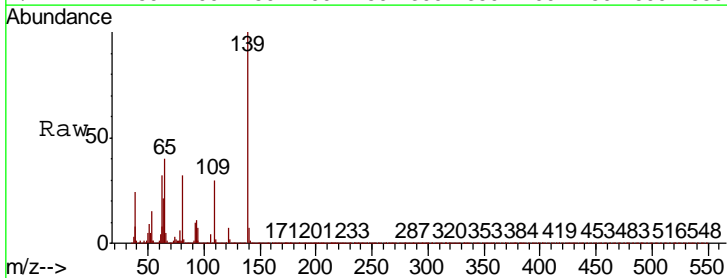
Instrument :
 BNA_P
 ClientSampled :

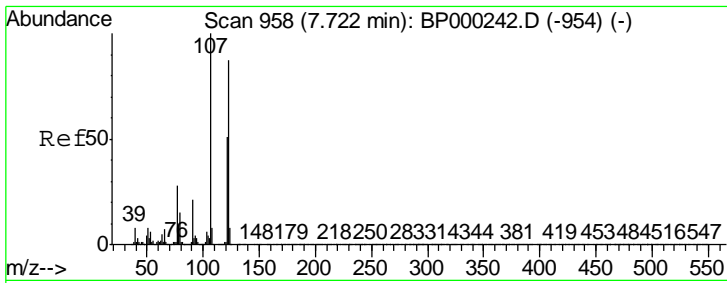
Tgt Ion	Resp	Lower	Upper
82	1065127		
95	7.7	5.9	8.9
138	20.3	15.9	23.9



#26
 2-Nitrophenol
 Concen: 60.380 ng
 RT: 7.69 min Scan# 952
 Delta R.T. -0.00 min
 Lab File: BP000462.D
 Acq: 27 Sep 2019 17:07

Tgt Ion	Resp	Lower	Upper
139	304498		
109	29.6	21.8	32.6
65	40.1	30.5	45.7

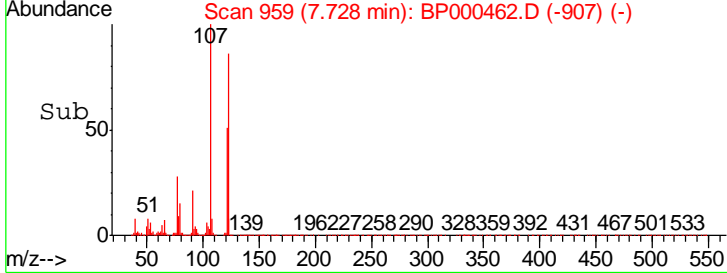
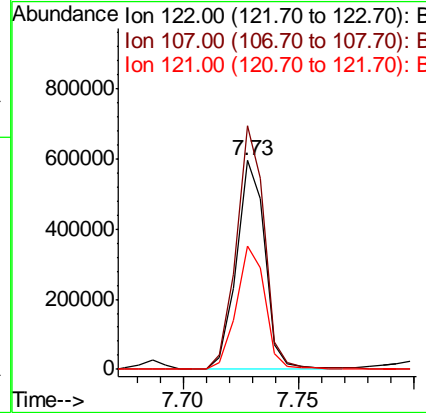
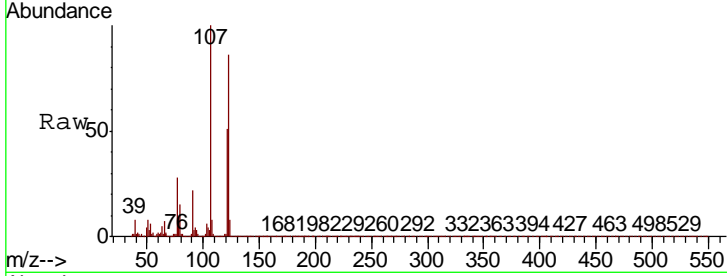




#27
 2,4-Dimethylphenol
 Concen: 63.930 ng
 RT: 7.73 min Scan# 959
 Delta R.T. 0.01 min
 Lab File: BP000462.D
 Acq: 27 Sep 2019 17:07

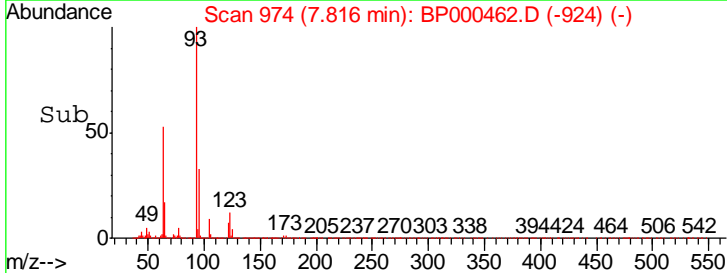
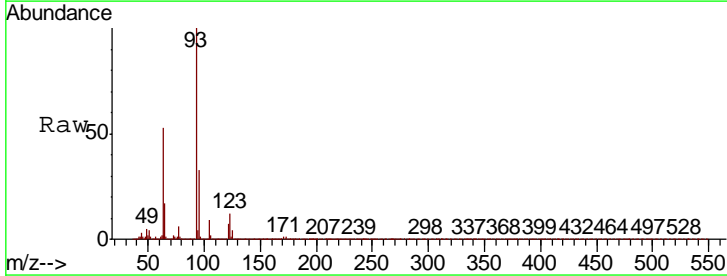
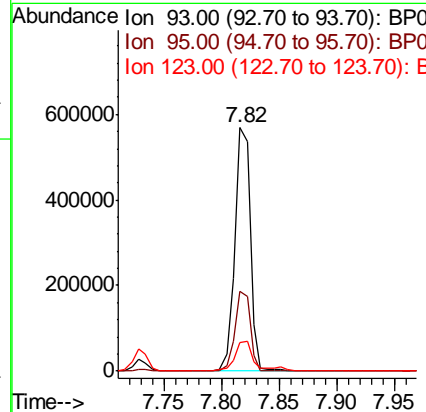
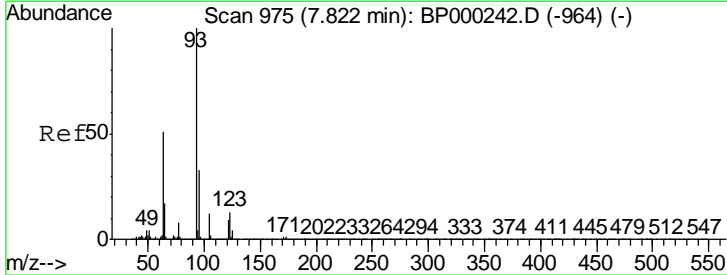
Instrument :
 BNA_P
 ClientSampled :

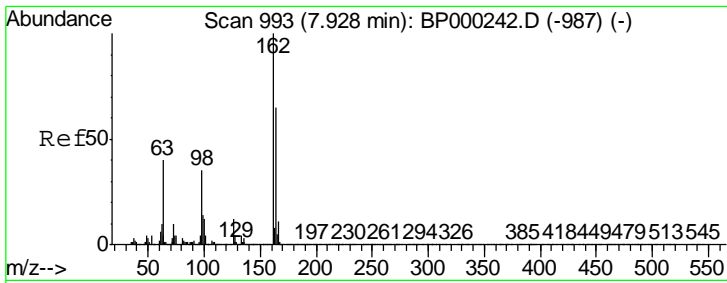
Tgt Ion	Resp	Lower	Upper
122	513547		
107	116.8	91.5	137.3
121	59.0	46.9	70.3



#28
 bis(2-Chloroethoxy)methane
 Concen: 43.752 ng
 RT: 7.82 min Scan# 974
 Delta R.T. -0.01 min
 Lab File: BP000462.D
 Acq: 27 Sep 2019 17:07

Tgt Ion	Resp	Lower	Upper
93	527720		
95	32.6	26.2	39.4
123	11.9	10.2	15.2

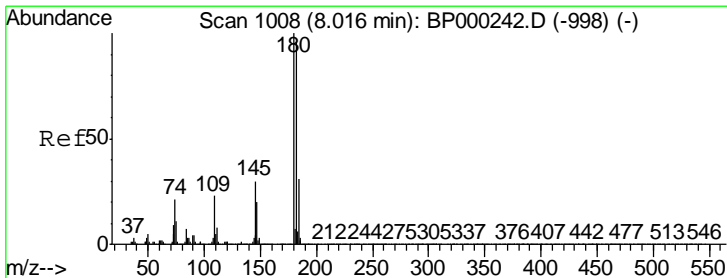
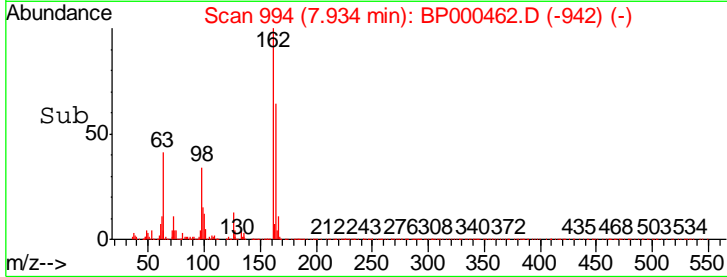
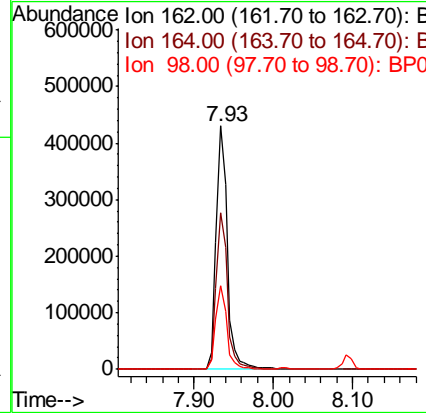
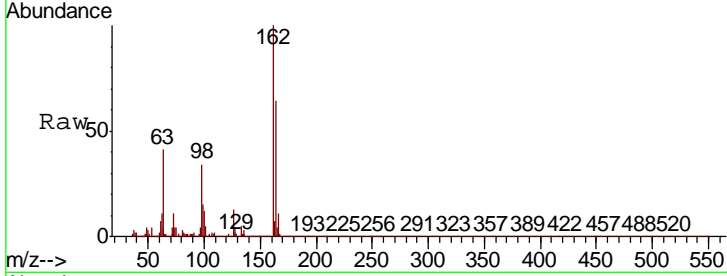




#29
 2,4-Dichlorophenol
 Concen: 49.005 ng
 RT: 7.93 min Scan# 994
 Delta R.T. 0.01 min
 Lab File: BP000462.D
 Acq: 27 Sep 2019 17:07

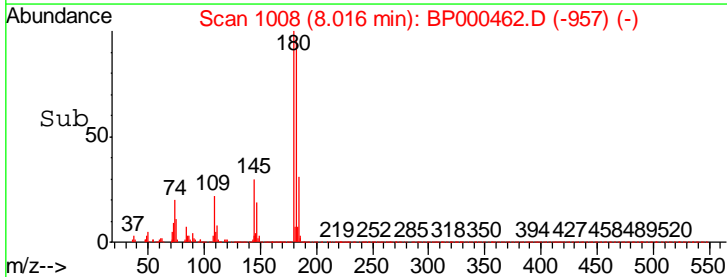
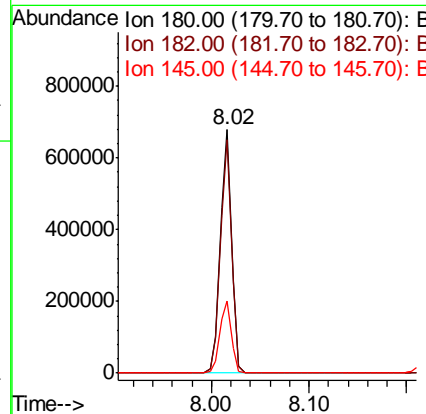
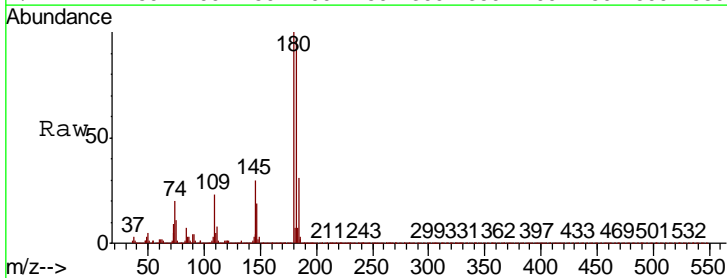
Instrument :
 BNA_P
 ClientSampled :

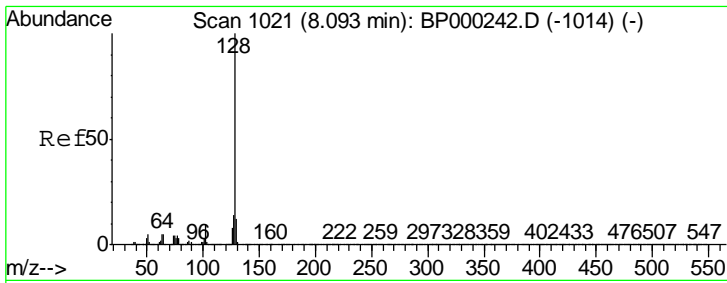
Tgt Ion	Resp	Lower	Upper
162	421902		
164	64.2	44.5	84.5
98	34.5	15.2	55.2



#30
 1,2,4-Trichlorobenzene
 Concen: 55.179 ng
 RT: 8.02 min Scan# 1008
 Delta R.T. -0.00 min
 Lab File: BP000462.D
 Acq: 27 Sep 2019 17:07

Tgt Ion	Resp	Lower	Upper
180	544520		
182	96.0	77.2	115.8
145	29.8	24.3	36.5

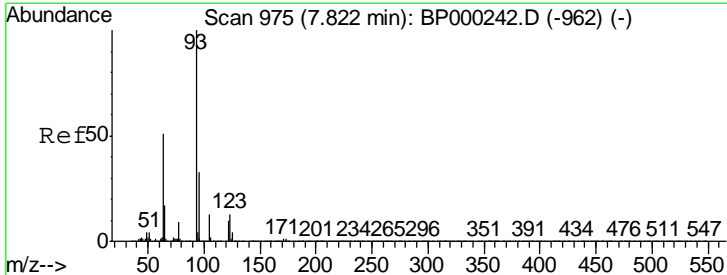
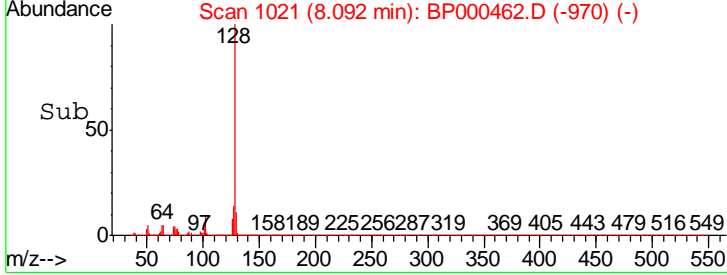
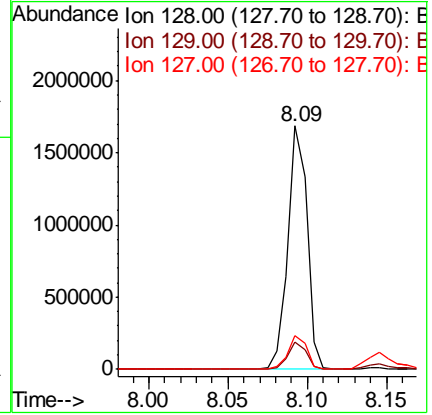
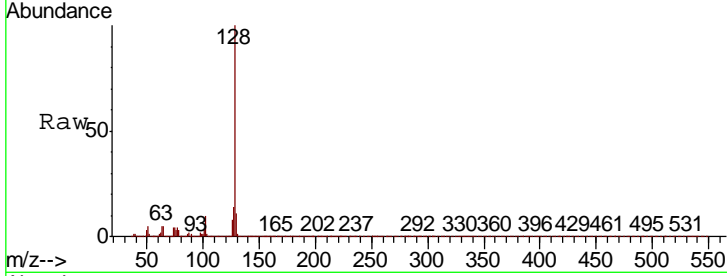




#31
 Naphthalene
 Concen: 51.456 ng
 RT: 8.09 min Scan# 1021
 Delta R.T. -0.00 min
 Lab File: BP000462.D
 Acq: 27 Sep 2019 17:07

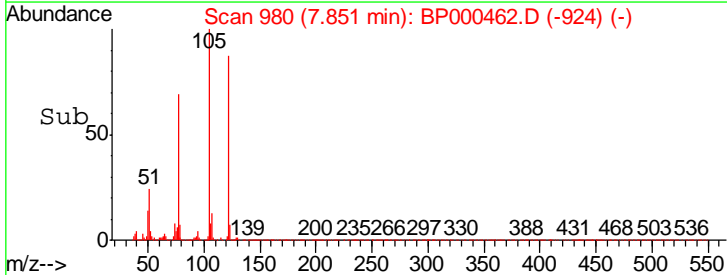
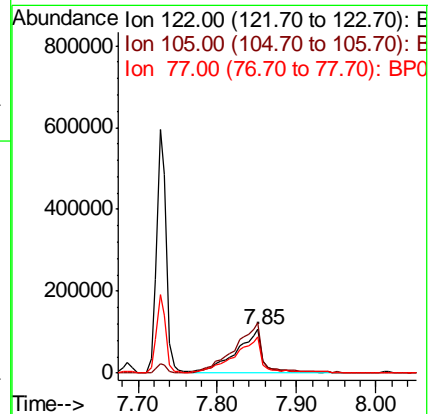
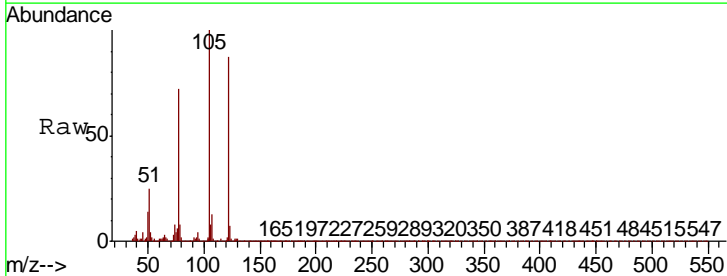
Instrument :
 BNA_P
 ClientSampled :

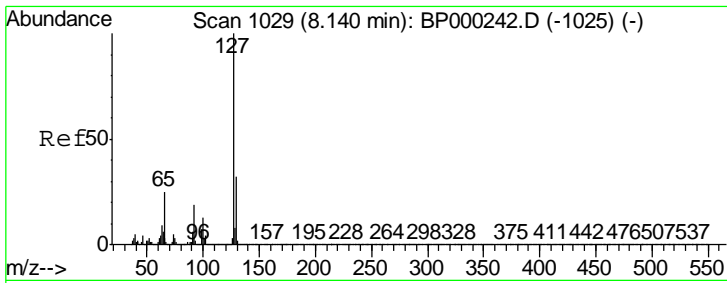
Tgt Ion	Resp	Lower	Upper
128	1408186		
129	11.2	9.2	13.8
127	13.8	11.0	16.6



#32
 Benzoic acid
 Concen: 45.502 ng
 RT: 7.85 min Scan# 980
 Delta R.T. 0.03 min
 Lab File: BP000462.D
 Acq: 27 Sep 2019 17:07

Tgt Ion	Resp	Lower	Upper
122	246797		
105	114.9	105.4	145.4
77	82.2	65.3	105.3

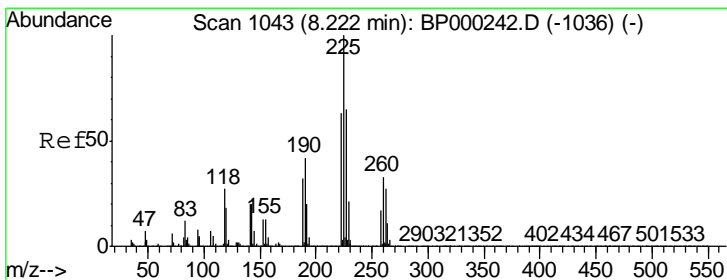
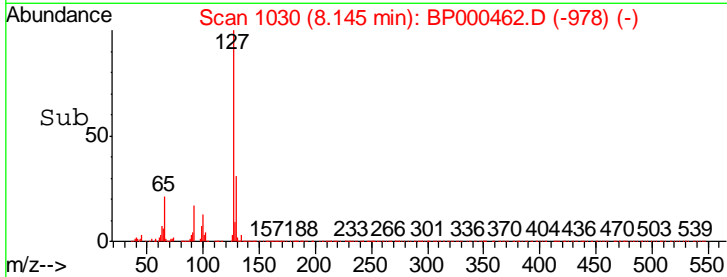
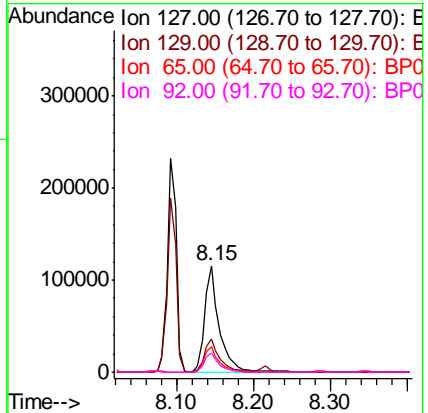
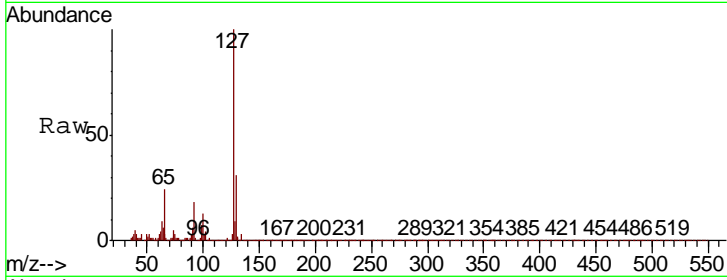




#33
 4-Chloroaniline
 Concen: 12.271 ng
 RT: 8.15 min Scan# 1030
 Delta R.T. 0.01 min
 Lab File: BP000462.D
 Acq: 27 Sep 2019 17:07

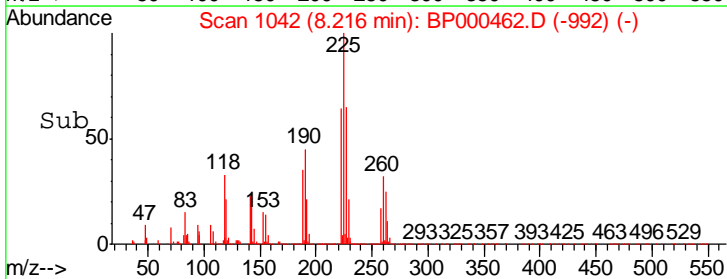
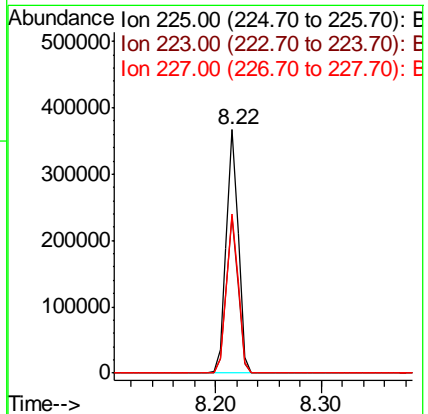
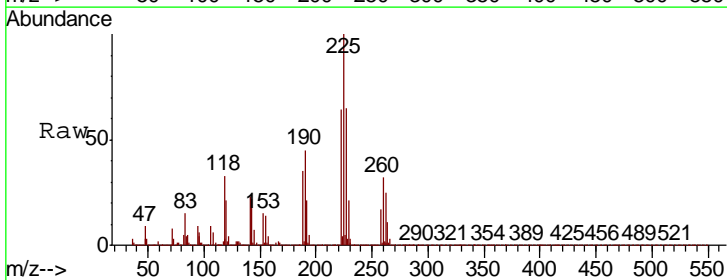
Instrument :
 BNA_P
 ClientSampled :

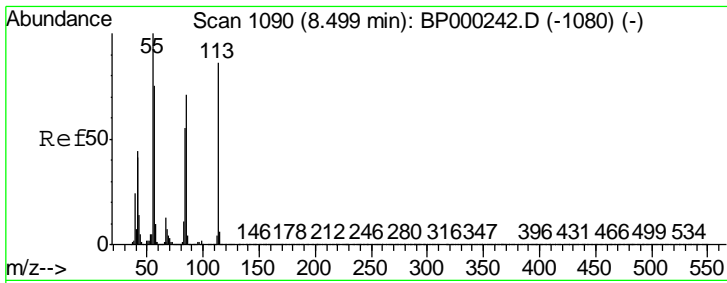
Tgt Ion	Resp	Lower	Upper
127	151976		
129	31.3	25.7	38.5
65	23.7	19.9	29.9
92	18.0	15.4	23.0



#34
 Hexachlorobutadiene
 Concen: 50.257 ng
 RT: 8.22 min Scan# 1042
 Delta R.T. -0.01 min
 Lab File: BP000462.D
 Acq: 27 Sep 2019 17:07

Tgt Ion	Resp	Lower	Upper
225	293857		
223	64.3	50.2	75.2
227	65.1	51.8	77.6

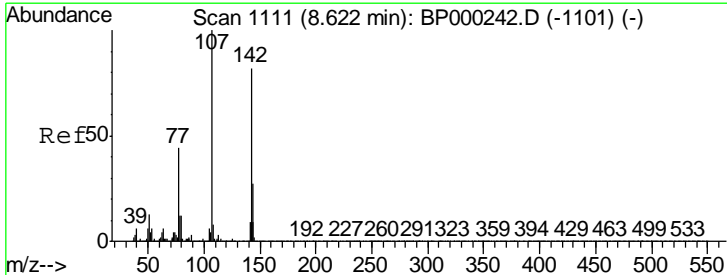
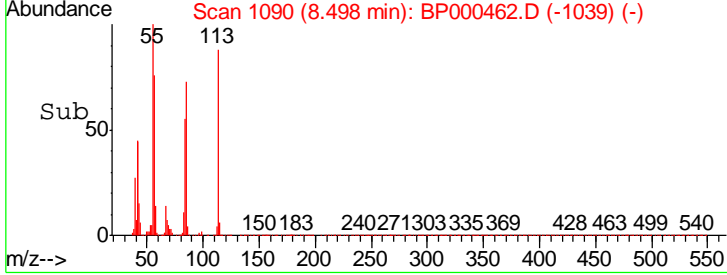
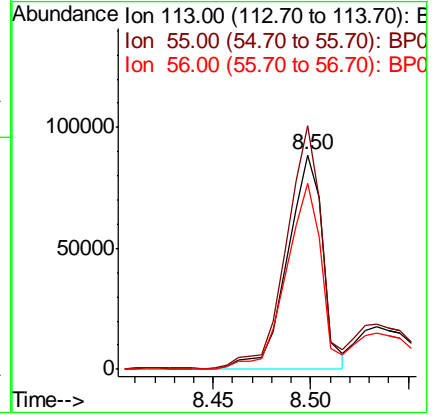
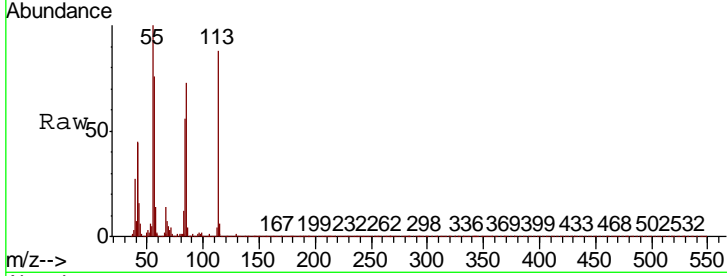




#35
 Caprolactam
 Concen: 37.831 ng
 RT: 8.50 min Scan# 1090
 Delta R.T. -0.00 min
 Lab File: BP000462.D
 Acq: 27 Sep 2019 17:07

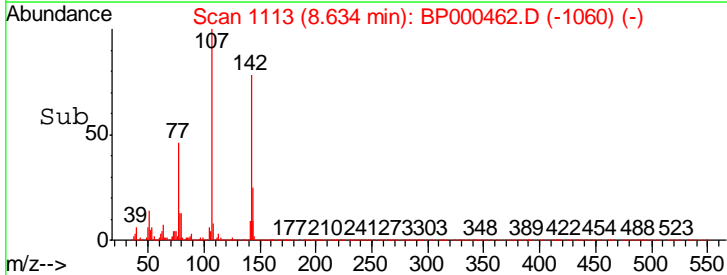
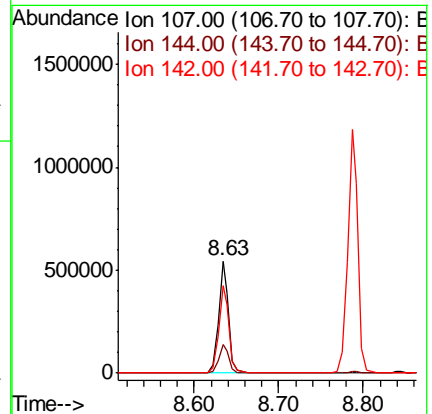
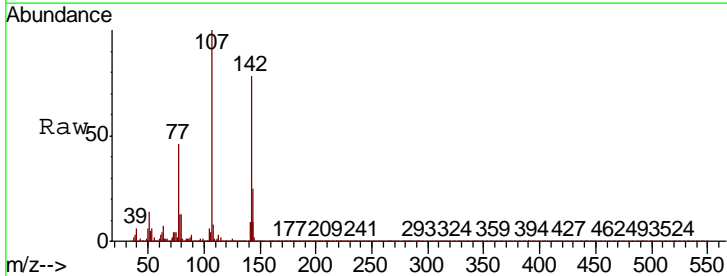
Instrument :
 BNA_P
 ClientSampled :

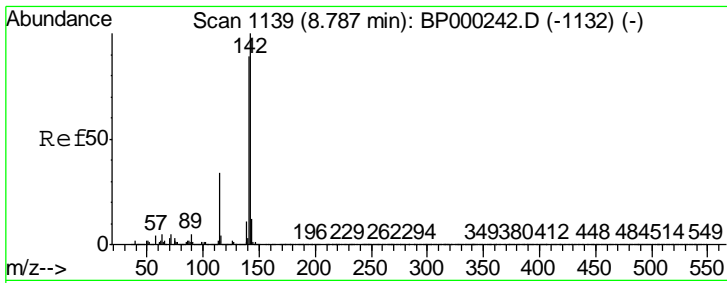
Tgt Ion	Resp	Lower	Upper
113	110798		
55	113.5	96.8	136.8
56	86.6	67.5	107.5



#36
 4-Chloro-3-methylphenol
 Concen: 52.783 ng
 RT: 8.63 min Scan# 1113
 Delta R.T. 0.01 min
 Lab File: BP000462.D
 Acq: 27 Sep 2019 17:07

Tgt Ion	Resp	Lower	Upper
107	461324		
144	25.3	21.5	32.3
142	78.1	65.7	98.5



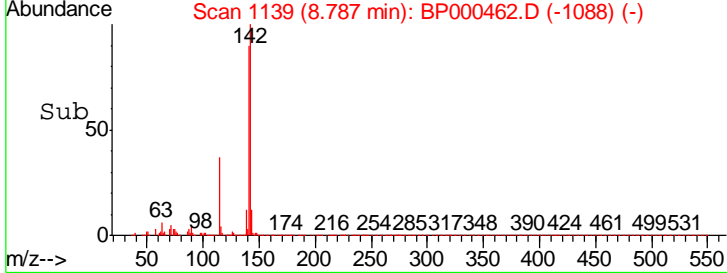
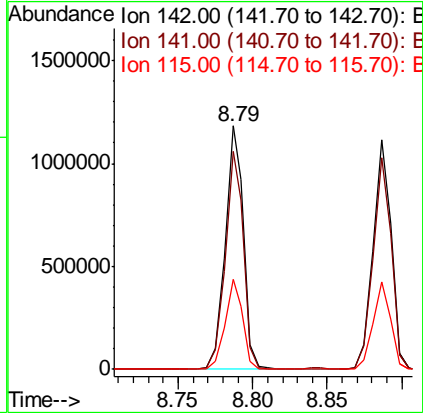
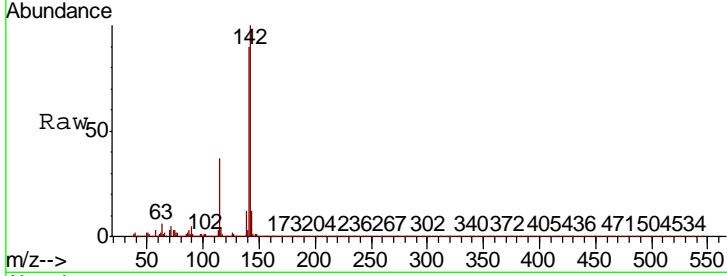


#37
 2-Methylnaphthalene
 Concen: 54.595 ng
 RT: 8.79 min Scan# 1139
 Delta R.T. -0.00 min
 Lab File: BP000462.D
 Acq: 27 Sep 2019 17:07

Instrument :
 BNA_P
 ClientSampled :

Tgt Ion:142 Resp: 1021362

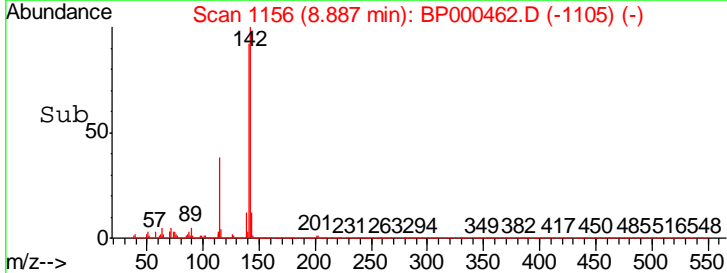
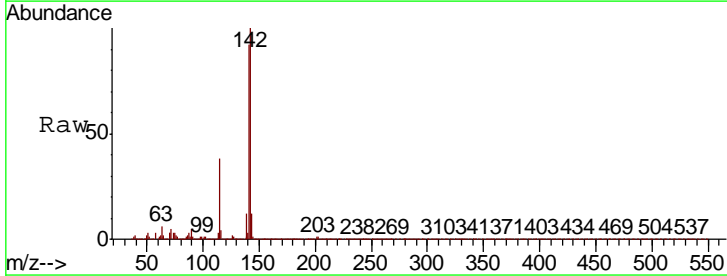
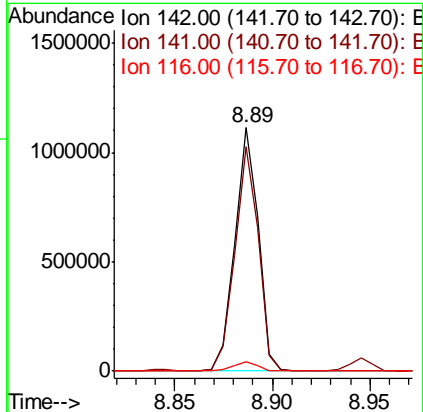
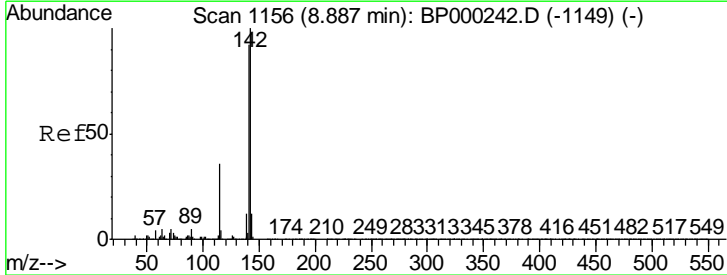
Ion	Ratio	Lower	Upper
142	100		
141	89.7	71.3	106.9
115	36.8	27.2	40.8

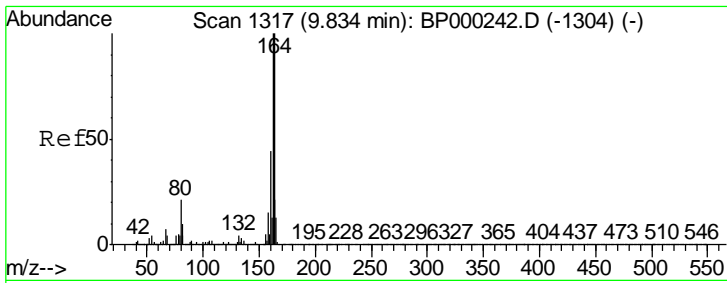


#38
 1-Methylnaphthalene
 Concen: 52.590 ng
 RT: 8.89 min Scan# 1156
 Delta R.T. -0.00 min
 Lab File: BP000462.D
 Acq: 27 Sep 2019 17:07

Tgt Ion:142 Resp: 921607

Ion	Ratio	Lower	Upper
142	100		
141	92.1	73.9	110.9
116	4.0	3.0	4.6

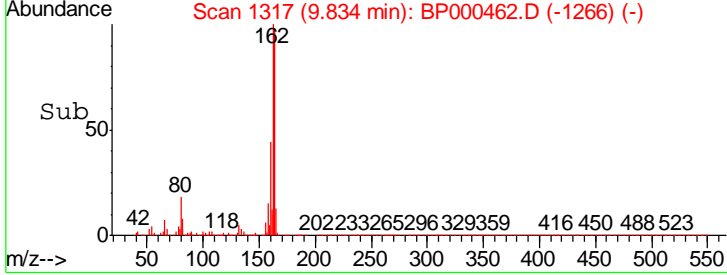
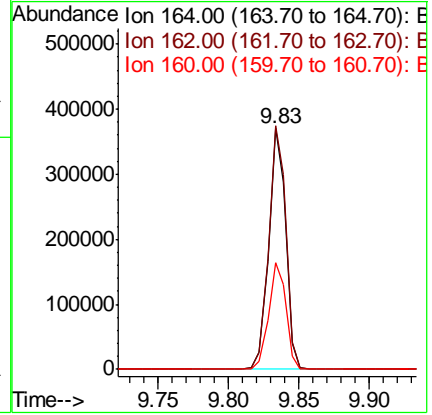
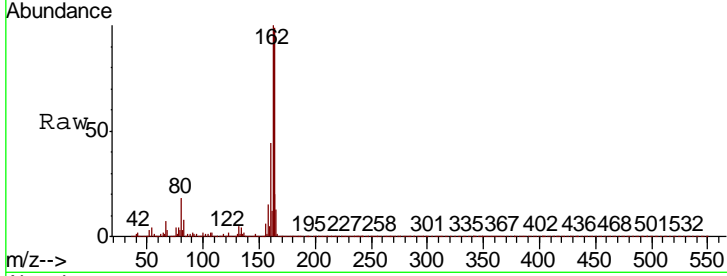




#39
 Acenaphthene-d10
 Concen: 20.000 ng
 RT: 9.83 min Scan# 1317
 Delta R.T. -0.00 min
 Lab File: BP000462.D
 Acq: 27 Sep 2019 17:07

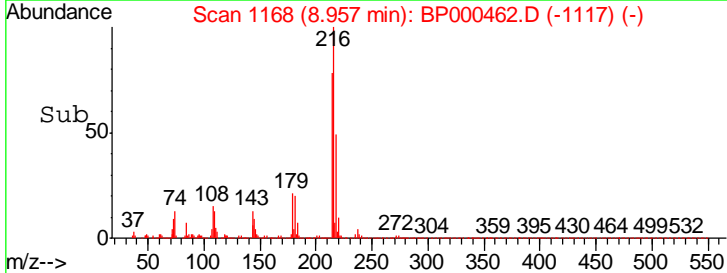
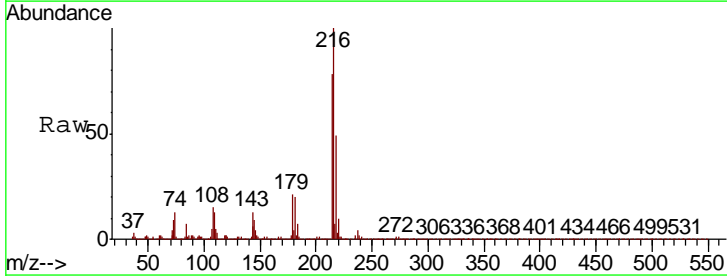
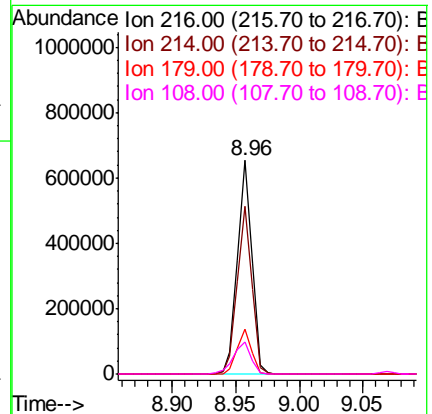
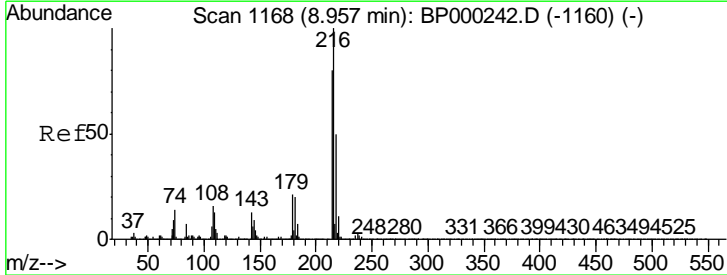
Instrument :
 BNA_P
 ClientSampled :

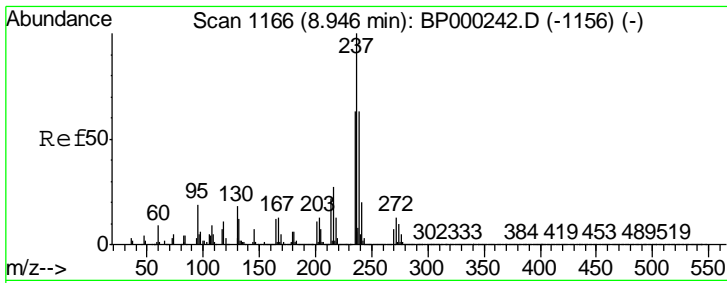
Tgt Ion	Resp	Lower	Upper
164	316171		
162	101.2	79.9	119.9
160	44.6	35.6	53.4



#40
 1,2,4,5-Tetrachlorobenzene
 Concen: 56.636 ng
 RT: 8.96 min Scan# 1168
 Delta R.T. -0.00 min
 Lab File: BP000462.D
 Acq: 27 Sep 2019 17:07

Tgt Ion	Resp	Lower	Upper
216	511985		
214	78.6	63.6	95.4
179	21.1	17.0	25.4
108	17.9	15.1	22.7

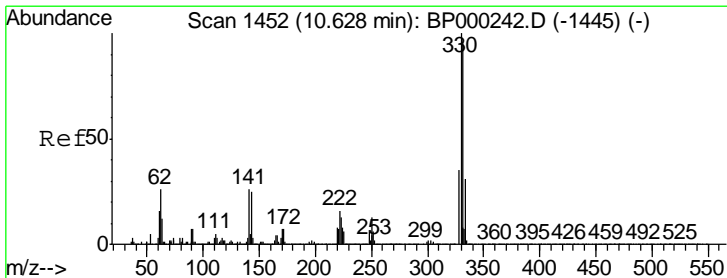
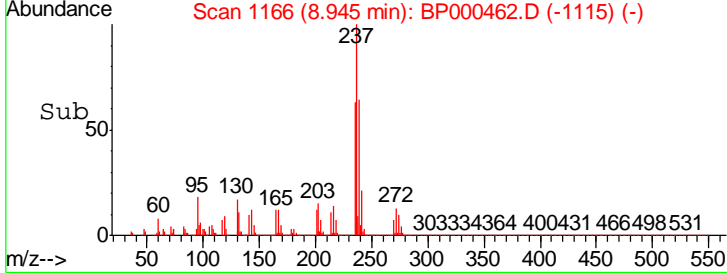
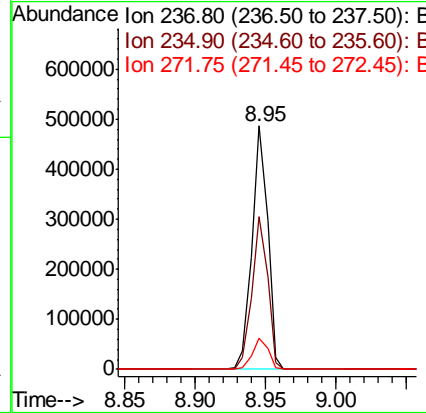
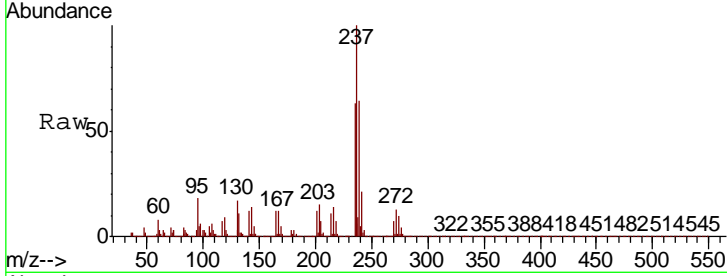




#41
 Hexachlorocyclopentadiene
 Concen: 72.904 ng
 RT: 8.95 min Scan# 1166
 Delta R.T. -0.00 min
 Lab File: BP000462.D
 Acq: 27 Sep 2019 17:07

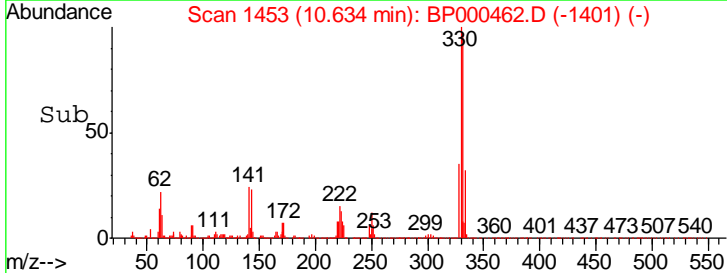
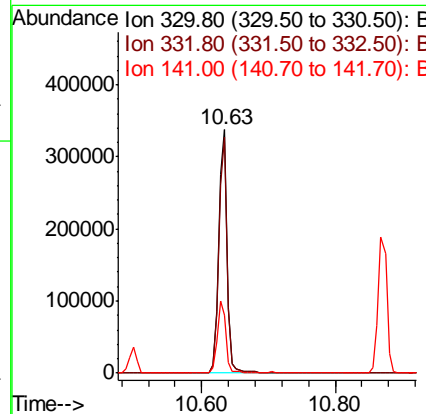
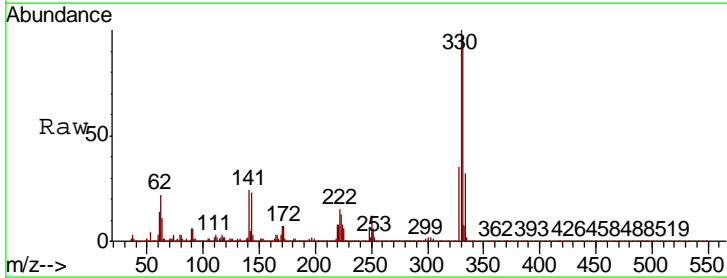
Instrument :
 BNA_P
 ClientSampled :

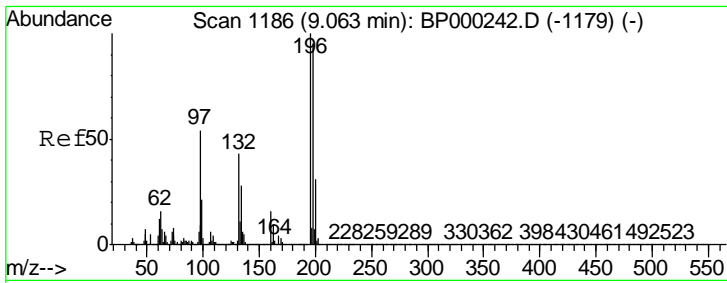
Tgt Ion	Resp	Lower	Upper
237	378443		
235	62.6	43.5	83.5
272	12.9	0.0	33.0



#42
 2,4,6-Tribromophenol
 Concen: 95.282 ng
 RT: 10.63 min Scan# 1453
 Delta R.T. 0.01 min
 Lab File: BP000462.D
 Acq: 27 Sep 2019 17:07

Tgt Ion	Resp	Lower	Upper
330	298802		
332	95.9	76.6	115.0
141	30.0	26.5	39.7



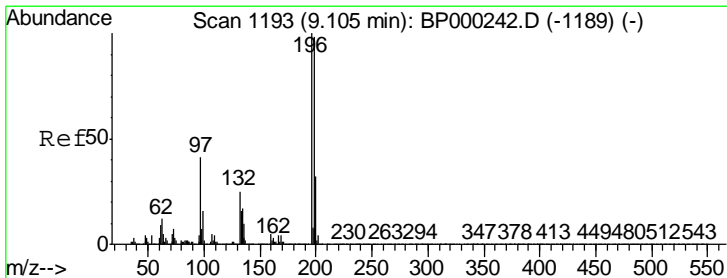
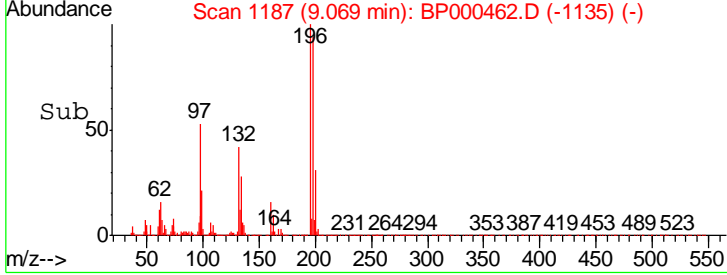
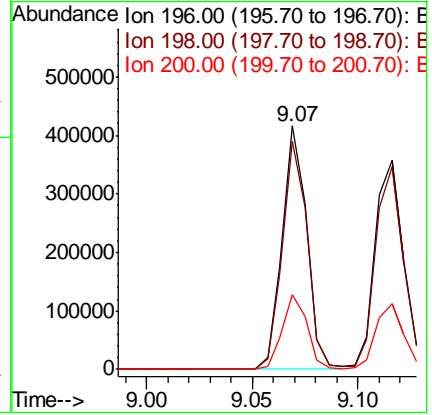
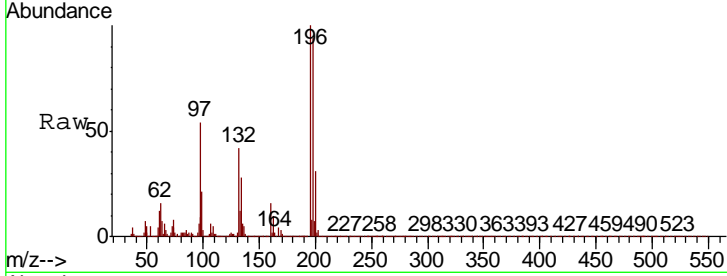


#43
 2,4,6-Trichlorophenol
 Concen: 54.058 ng
 RT: 9.07 min Scan# 1187
 Delta R.T. 0.01 min
 Lab File: BP000462.D
 Acq: 27 Sep 2019 17:07

Instrument :
 BNA_P
 ClientSampled :

Tgt Ion:196 Resp: 338144

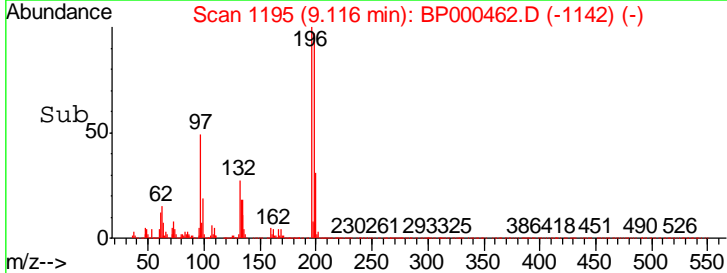
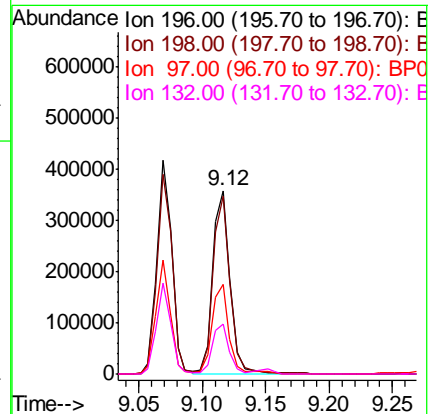
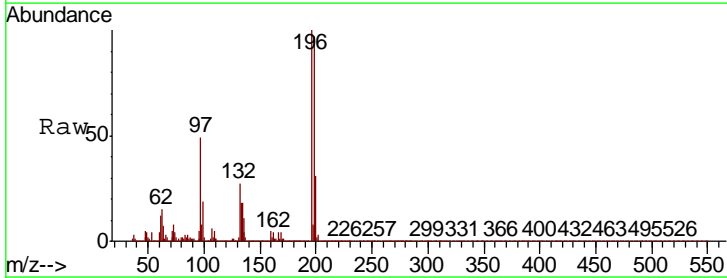
Ion	Ratio	Lower	Upper
196	100		
198	93.6	76.0	114.0
200	30.6	24.6	37.0

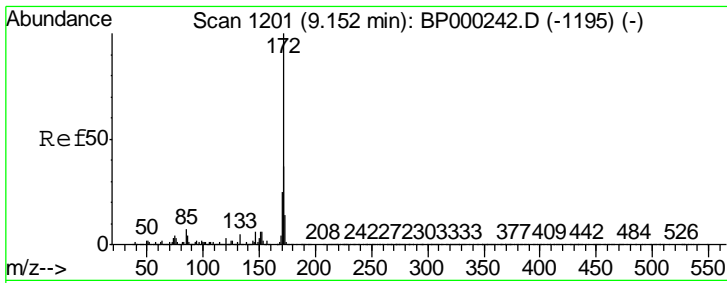


#44
 2,4,5-Trichlorophenol
 Concen: 53.794 ng
 RT: 9.12 min Scan# 1195
 Delta R.T. 0.01 min
 Lab File: BP000462.D
 Acq: 27 Sep 2019 17:07

Tgt Ion:196 Resp: 344555

Ion	Ratio	Lower	Upper
196	100		
198	96.8	78.1	117.1
97	48.8	33.3	49.9
132	27.5	20.0	30.0



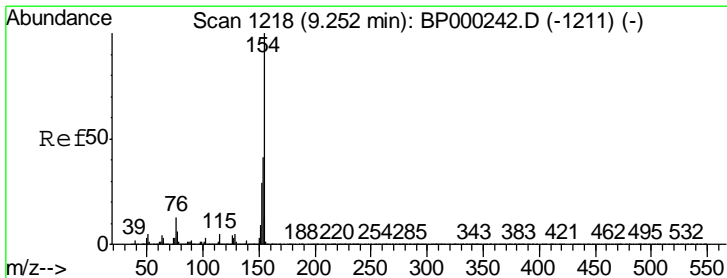
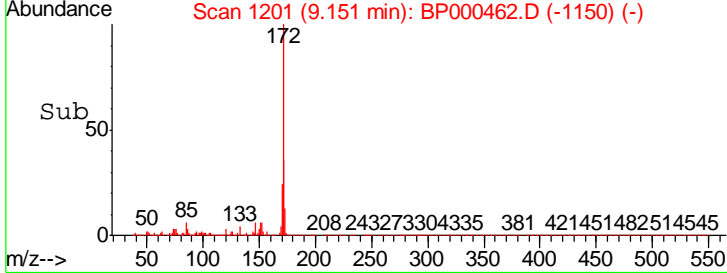
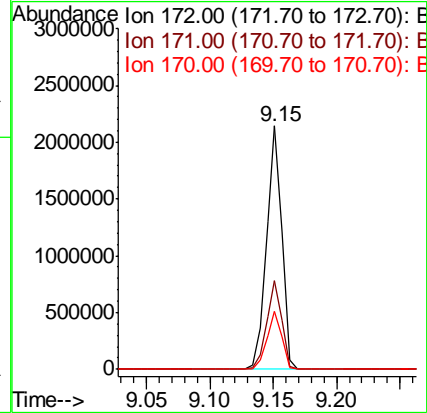
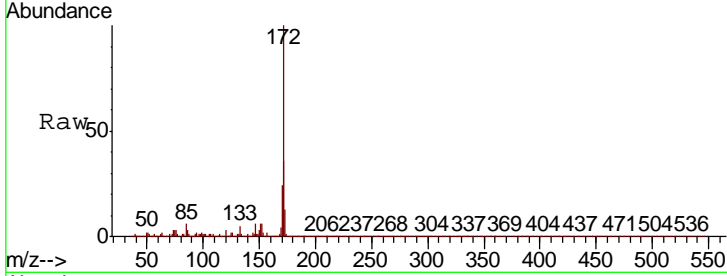


#45
 2-Fluorobiphenyl
 Concen: 103.359 ng
 RT: 9.15 min Scan# 1201
 Delta R.T. -0.00 min
 Lab File: BP000462.D
 Acq: 27 Sep 2019 17:07

Instrument :
 BNA_P
 ClientSampled :

Tgt Ion:172 Resp: 1815703

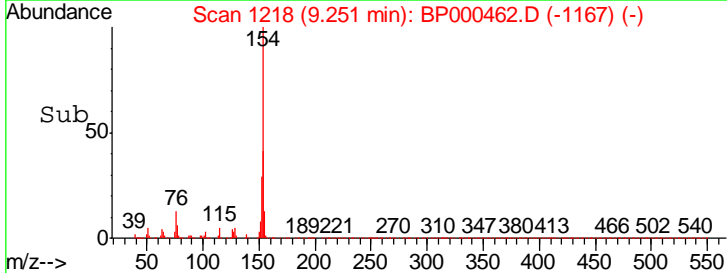
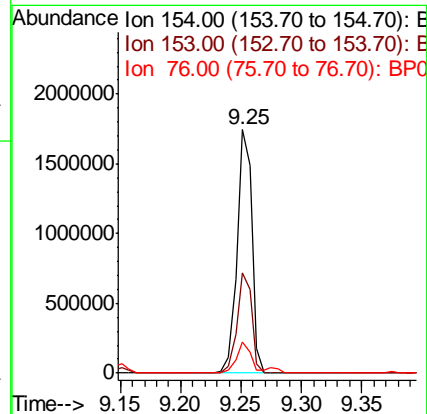
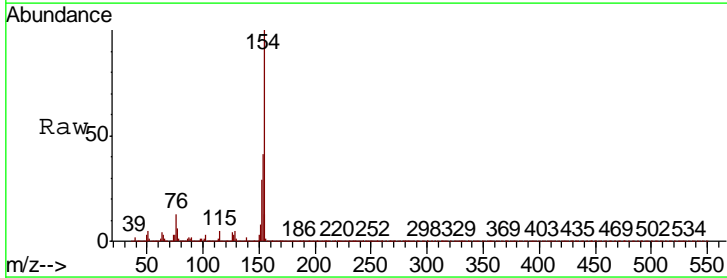
Ion	Ratio	Lower	Upper
172	100		
171	36.2	29.8	44.6
170	23.9	19.8	29.6

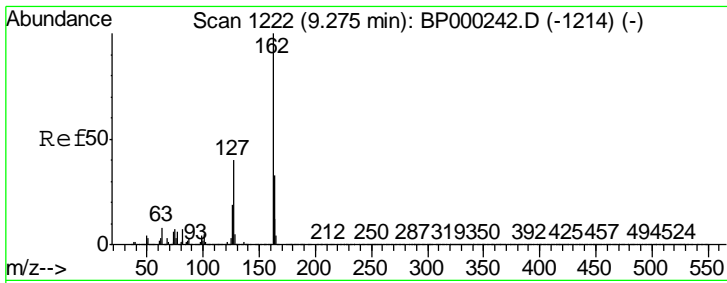


#46
 1,1'-Biphenyl
 Concen: 68.125 ng
 RT: 9.25 min Scan# 1218
 Delta R.T. -0.00 min
 Lab File: BP000462.D
 Acq: 27 Sep 2019 17:07

Tgt Ion:154 Resp: 1490048

Ion	Ratio	Lower	Upper
154	100		
153	41.3	21.4	61.4
76	12.6	0.0	33.4



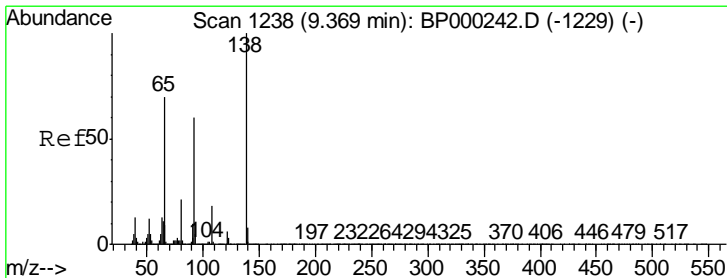
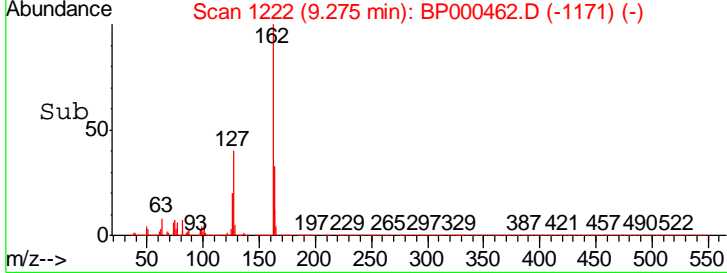
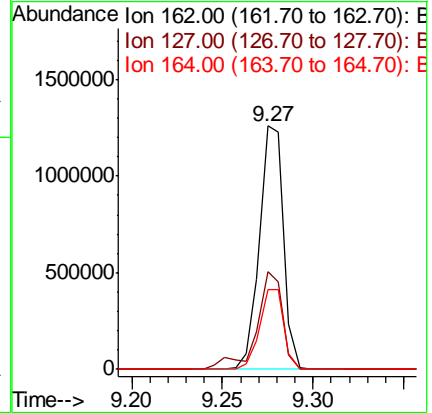
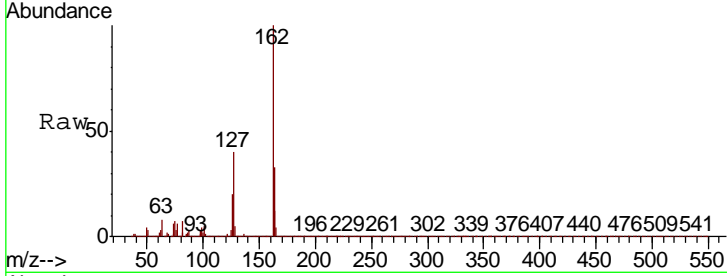


#47
 2-Chloronaphthalene
 Concen: 63.214 ng
 RT: 9.27 min Scan# 1222
 Delta R.T. -0.00 min
 Lab File: BP000462.D
 Acq: 27 Sep 2019 17:07

Instrument :
 BNA_P
 ClientSampled :

Tgt Ion: 162 Resp: 1159820

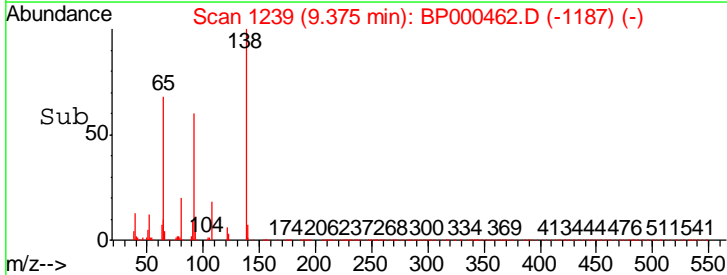
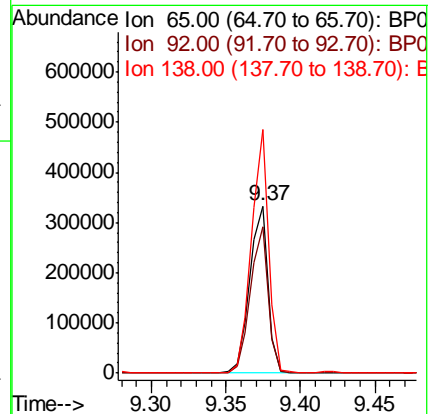
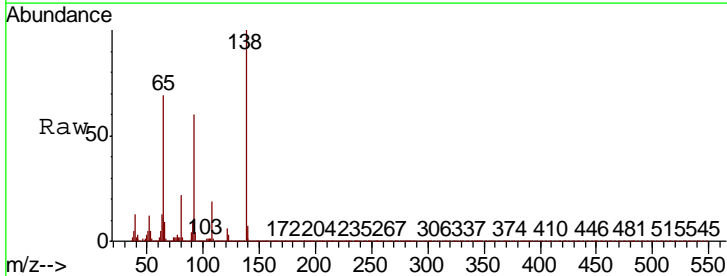
Ion	Ratio	Lower	Upper
162	100		
127	40.3	32.4	48.6
164	33.0	26.3	39.5

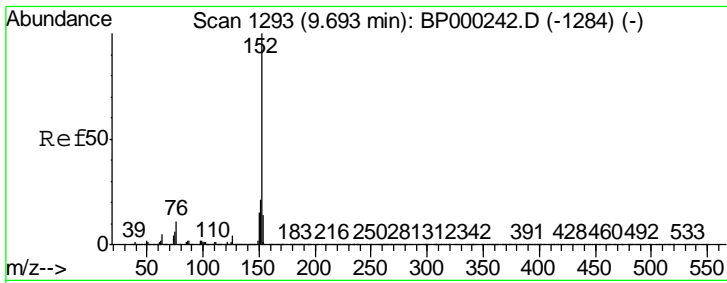


#48
 2-Nitroaniline
 Concen: 60.365 ng
 RT: 9.37 min Scan# 1239
 Delta R.T. 0.01 min
 Lab File: BP000462.D
 Acq: 27 Sep 2019 17:07

Tgt Ion: 65 Resp: 281263

Ion	Ratio	Lower	Upper
65	100		
92	87.6	68.7	103.1
138	145.9	114.4	171.6



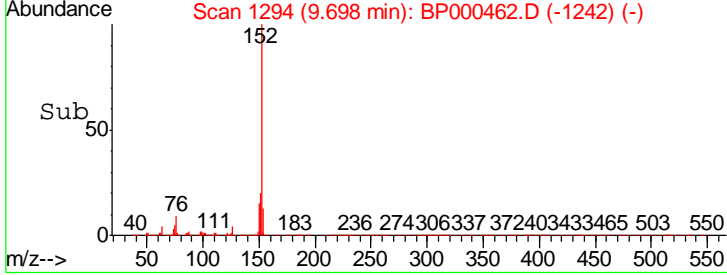
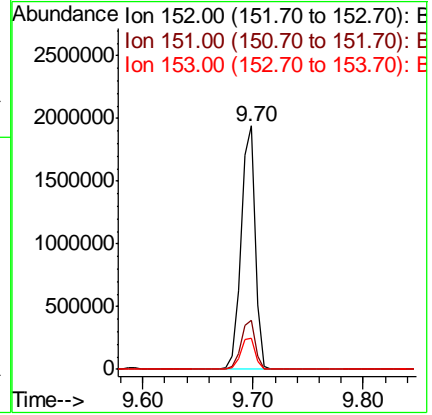
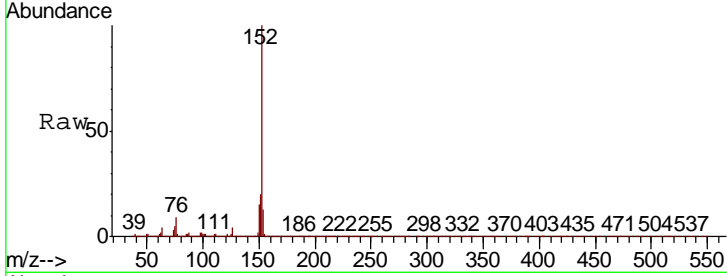


#49
 Acenaphthylene
 Concen: 63.451 ng
 RT: 9.70 min Scan# 1294
 Delta R.T. 0.01 min
 Lab File: BP000462.D
 Acq: 27 Sep 2019 17:07

Instrument :
 BNA_P
 ClientSampleId :

Tgt Ion:152 Resp: 1749977

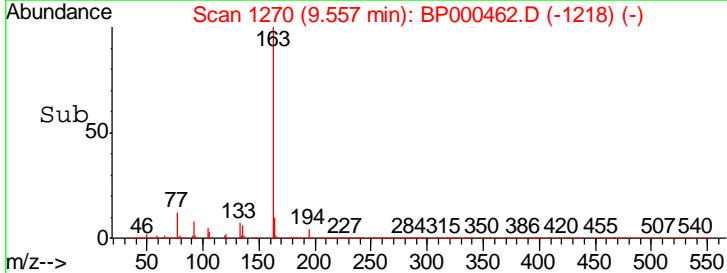
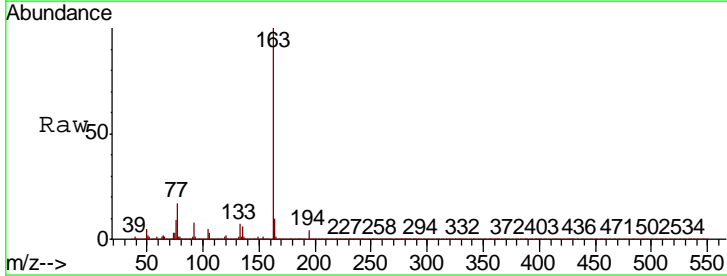
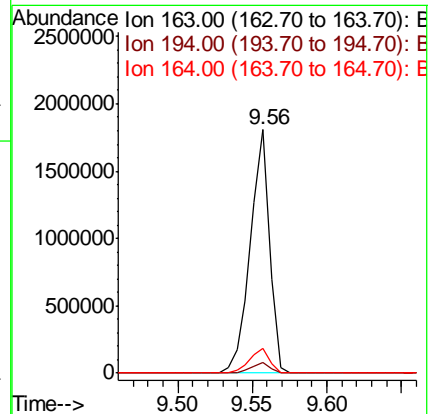
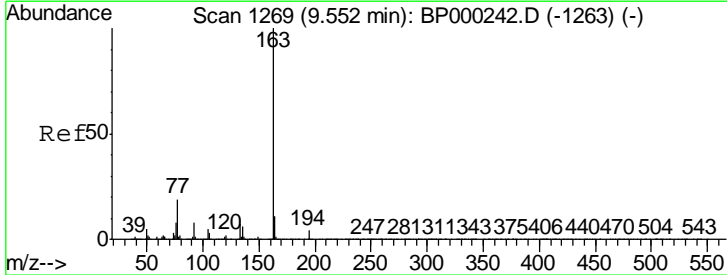
Ion	Ratio	Lower	Upper
152	100		
151	20.3	16.4	24.6
153	13.0	11.0	16.4

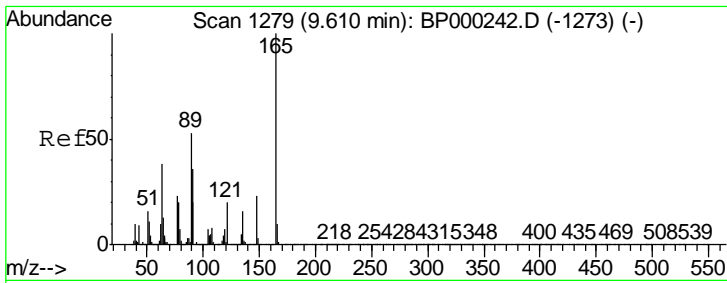


#50
 Dimethylphthalate
 Concen: 74.865 ng
 RT: 9.56 min Scan# 1270
 Delta R.T. 0.01 min
 Lab File: BP000462.D
 Acq: 27 Sep 2019 17:07

Tgt Ion:163 Resp: 1612682

Ion	Ratio	Lower	Upper
163	100		
194	4.4	3.4	5.0
164	10.3	8.5	12.7

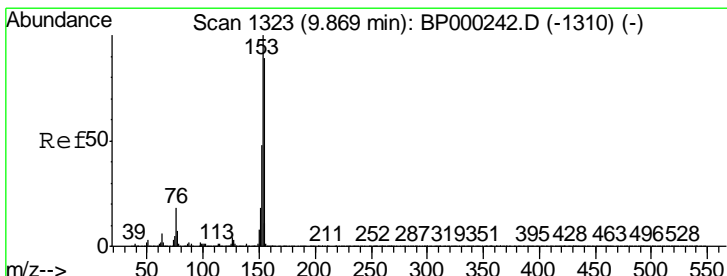
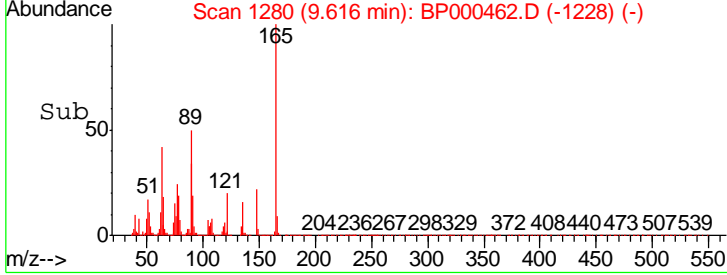
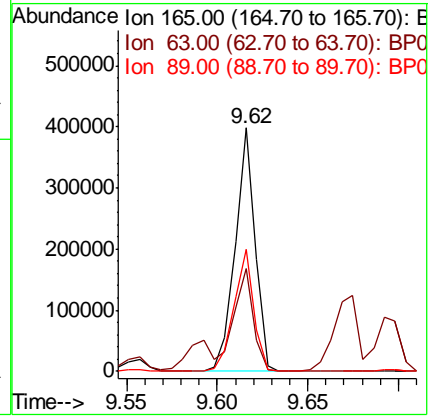
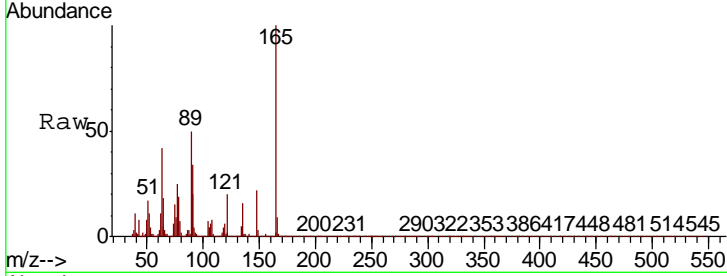




#51
 2,6-Dinitrotoluene
 Concen: 64.393 ng
 RT: 9.62 min Scan# 1280
 Delta R.T. 0.01 min
 Lab File: BP000462.D
 Acq: 27 Sep 2019 17:07

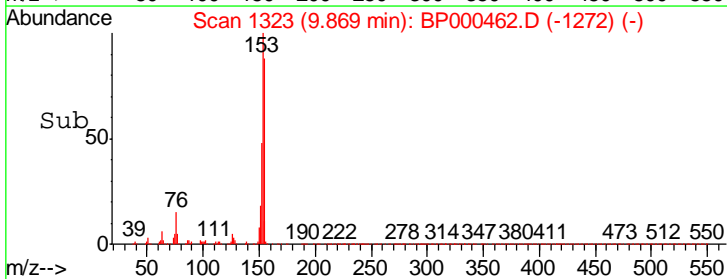
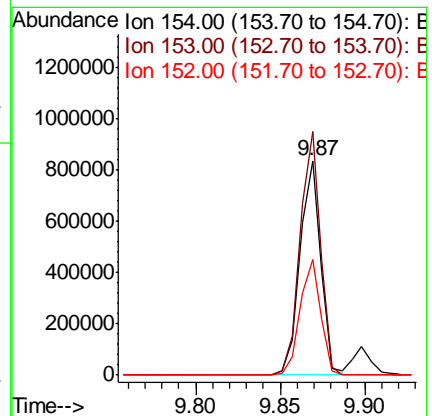
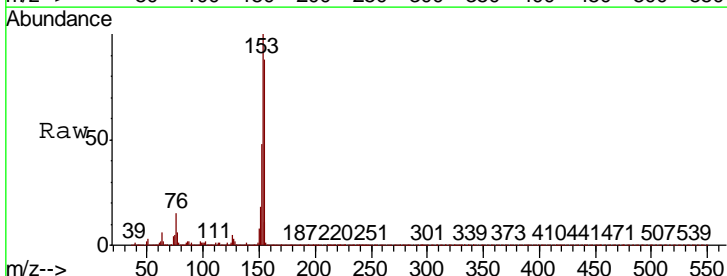
Instrument :
 BNA_P
 ClientSampled :

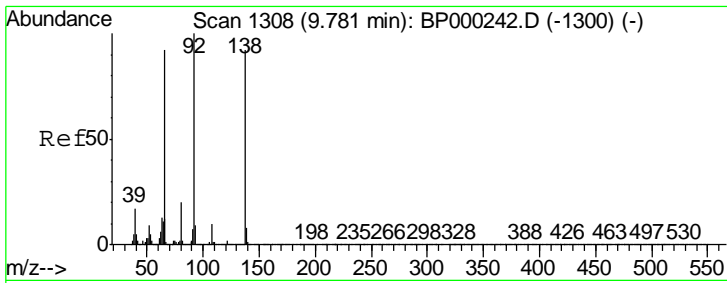
Tgt Ion	Resp	Lower	Upper
165	304991		
63	42.1	35.8	53.8
89	50.2	42.6	63.8



#52
 Acenaphthene
 Concen: 41.158 ng
 RT: 9.87 min Scan# 1323
 Delta R.T. -0.00 min
 Lab File: BP000462.D
 Acq: 27 Sep 2019 17:07

Tgt Ion	Resp	Lower	Upper
154	716336		
153	113.6	89.8	134.6
152	54.2	43.4	65.0

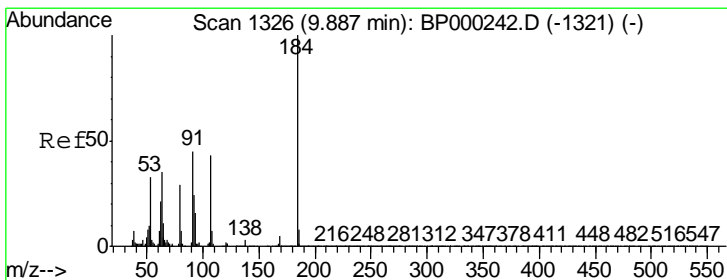
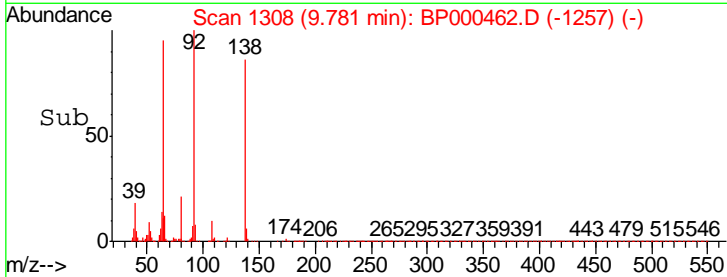
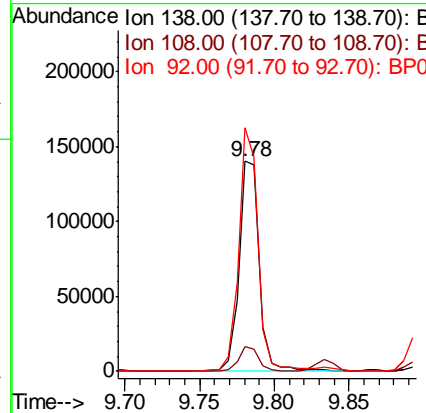
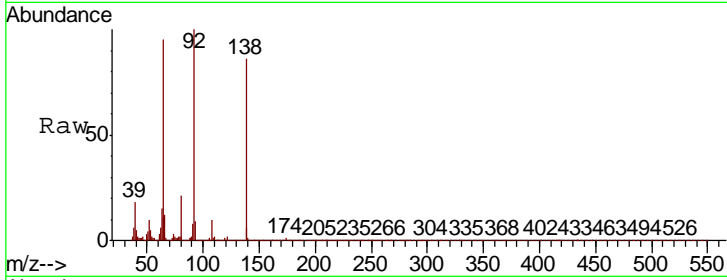




#53
 3-Nitroaniline
 Concen: 24.231 ng
 RT: 9.78 min Scan# 1308
 Delta R.T. -0.00 min
 Lab File: BP000462.D
 Acq: 27 Sep 2019 17:07

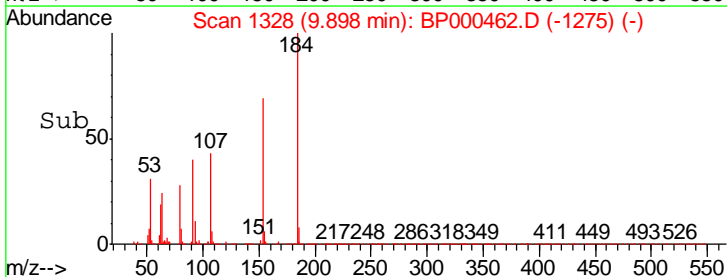
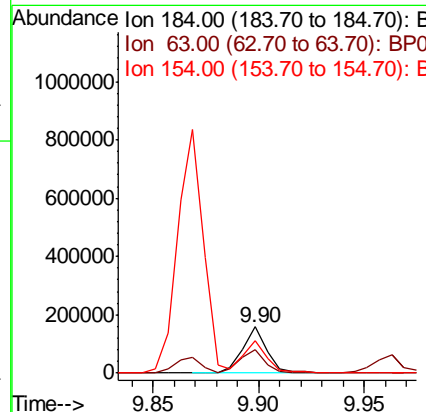
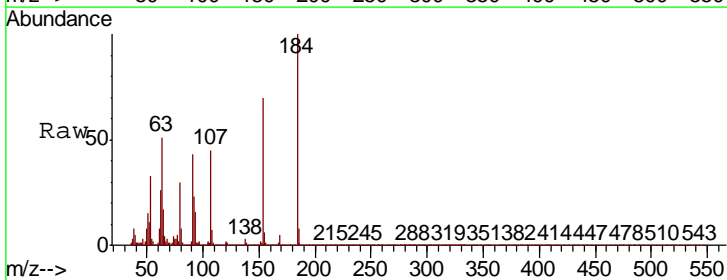
Instrument :
 BNA_P
 ClientSampled :

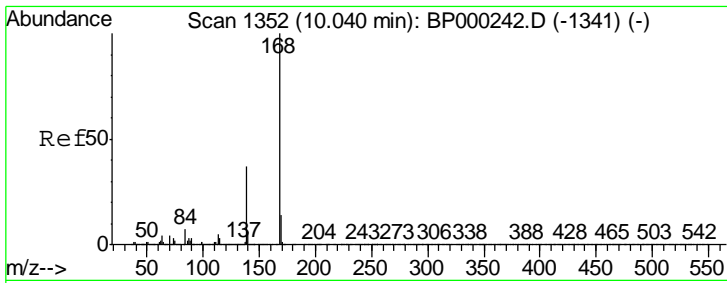
Tgt Ion	Resp	Lower	Upper
138	133217		
108	12.0	9.1	13.7
92	115.8	86.7	130.1



#54
 2,4-Dinitrophenol
 Concen: 61.471 ng
 RT: 9.90 min Scan# 1328
 Delta R.T. 0.01 min
 Lab File: BP000462.D
 Acq: 27 Sep 2019 17:07

Tgt Ion	Resp	Lower	Upper
184	128631		
63	51.0	39.5	59.3
154	69.9	48.8	73.2

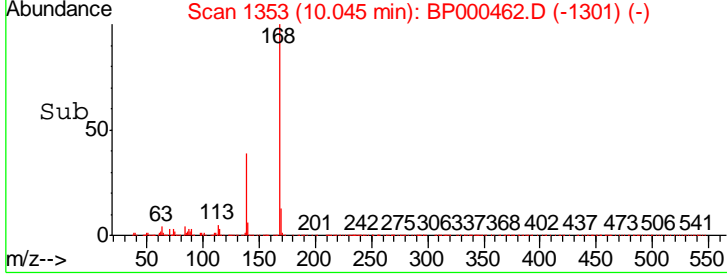
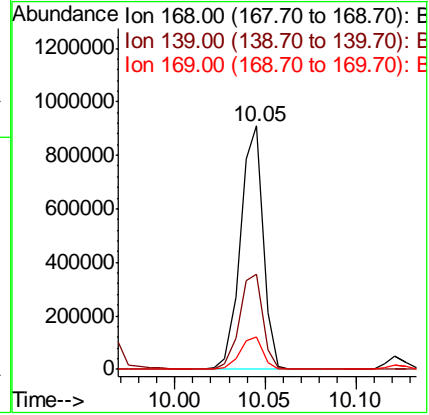
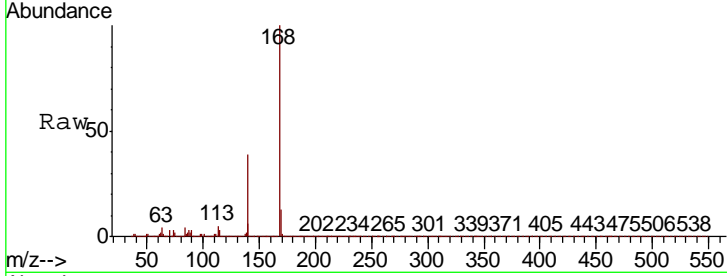




#55
 Dibenzofuran
 Concen: 32.090 ng
 RT: 10.05 min Scan# 1353
 Delta R.T. 0.01 min
 Lab File: BP000462.D
 Acq: 27 Sep 2019 17:07

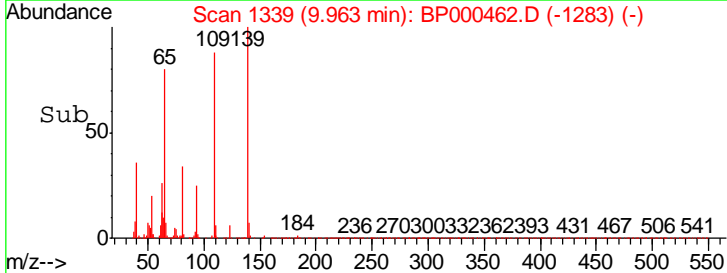
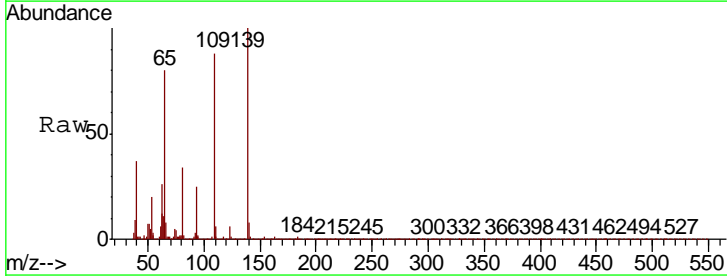
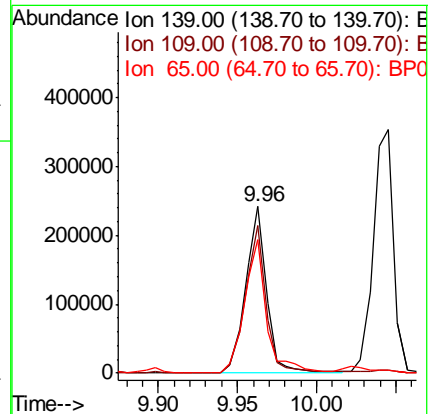
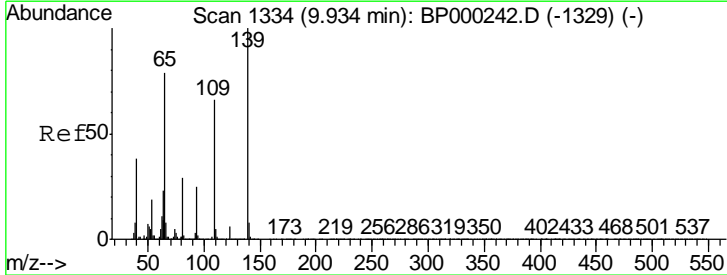
Instrument :
 BNA_P
 ClientSampled :

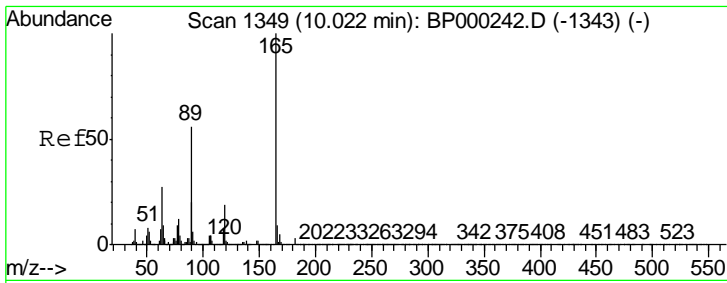
Tgt Ion	Resp	Lower	Upper
168	789537		
139	38.8	30.0	45.0
169	13.2	11.0	16.6



#56
 4-Nitrophenol
 Concen: 54.086 ng
 RT: 9.96 min Scan# 1339
 Delta R.T. 0.03 min
 Lab File: BP000462.D
 Acq: 27 Sep 2019 17:07

Tgt Ion	Resp	Lower	Upper
139	221159		
109	88.4	46.2	86.2#
65	79.9	59.4	99.4

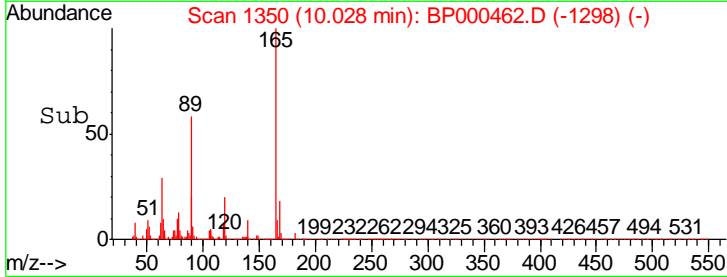
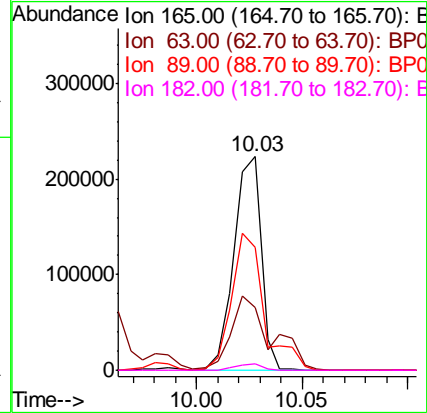
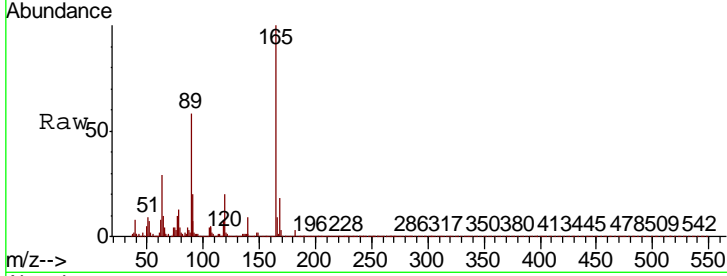




#57
 2,4-Dinitrotoluene
 Concen: 32.106 ng
 RT: 10.03 min Scan# 1350
 Delta R.T. 0.01 min
 Lab File: BP000462.D
 Acq: 27 Sep 2019 17:07

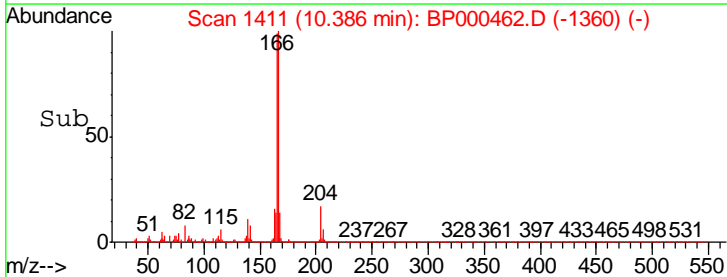
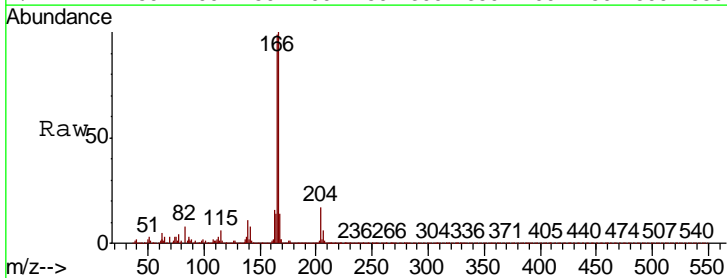
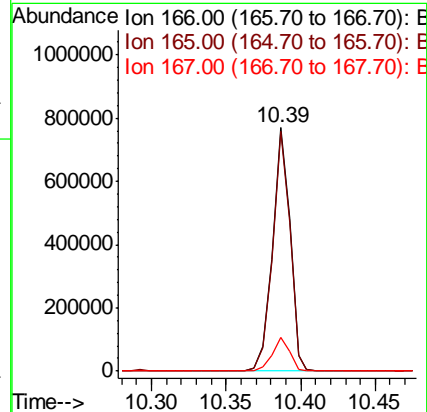
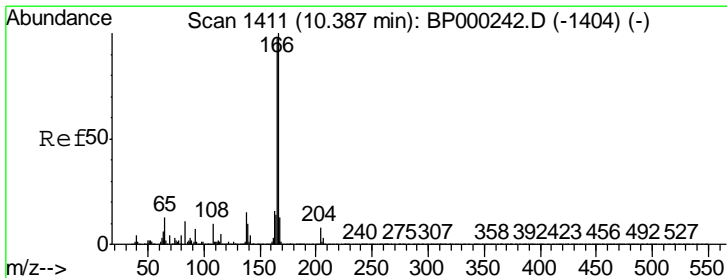
Instrument :
 BNA_P
 ClientSampled :

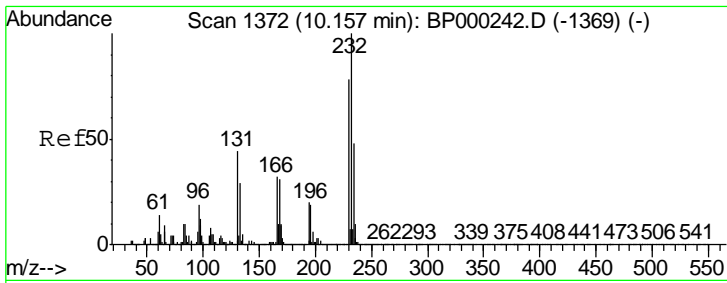
Tgt Ion	Resp	Lower	Upper
165	198796		
63	29.4	21.7	32.5
89	57.6	45.0	67.6
182	3.1	2.4	3.6



#58
 Fluorene
 Concen: 32.520 ng
 RT: 10.39 min Scan# 1411
 Delta R.T. -0.00 min
 Lab File: BP000462.D
 Acq: 27 Sep 2019 17:07

Tgt Ion	Resp	Lower	Upper
166	618009		
165	98.6	78.2	117.2
167	13.6	10.7	16.1

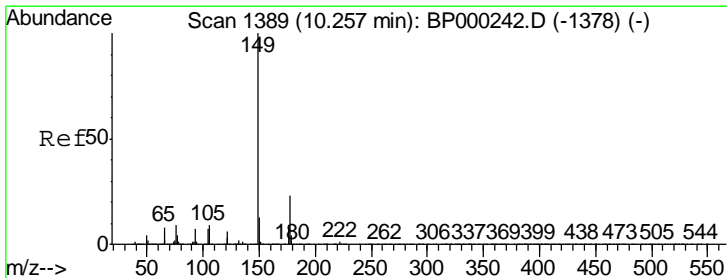
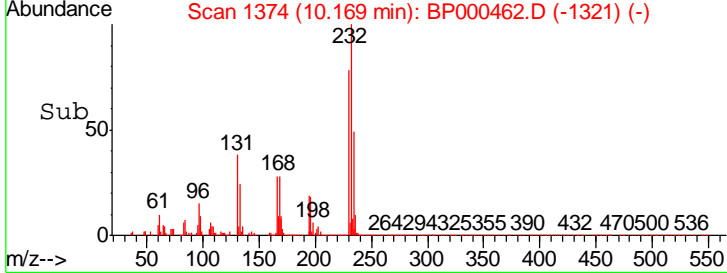
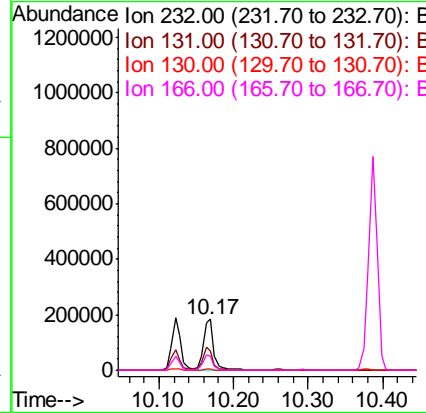
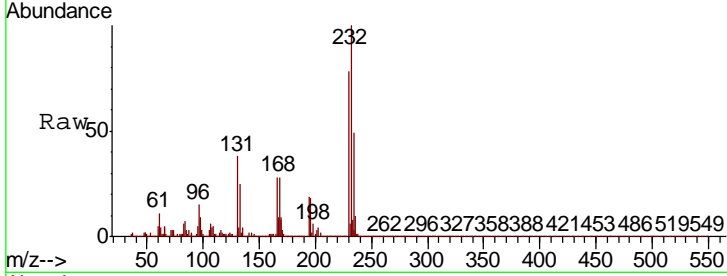




#59
 2,3,4,6-Tetrachlorophenol
 Concen: 34.432 ng
 RT: 10.17 min Scan# 1374
 Delta R.T. 0.01 min
 Lab File: BP000462.D
 Acq: 27 Sep 2019 17:07

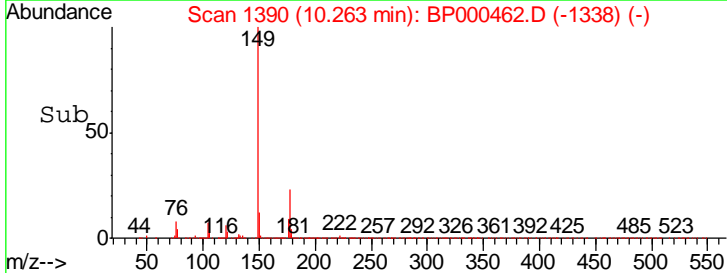
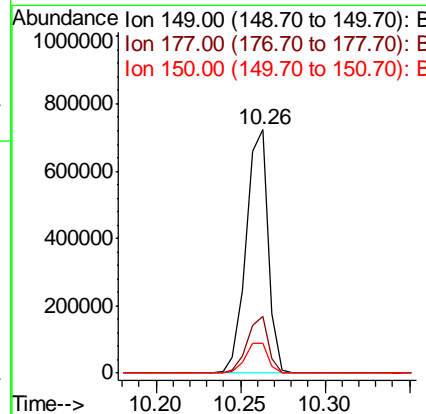
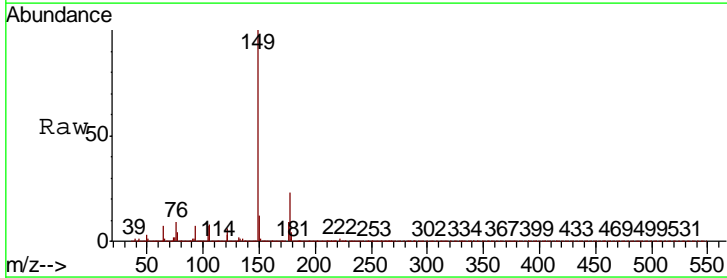
Instrument :
 BNA_P
 ClientSampled :

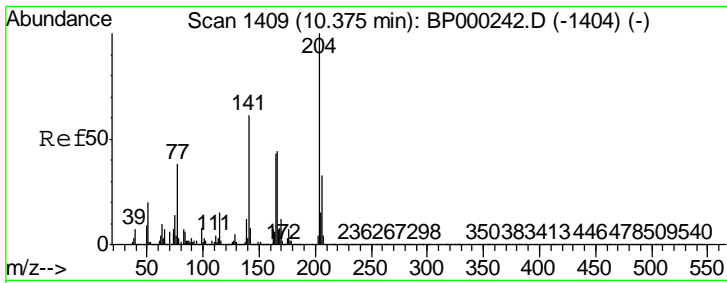
Tgt Ion	Resp	Lower	Upper
232	181472		
131	41.4	33.6	50.4
130	2.6	1.8	2.6
166	29.0	24.2	36.2



#60
 Diethylphthalate
 Concen: 31.826 ng
 RT: 10.26 min Scan# 1390
 Delta R.T. 0.01 min
 Lab File: BP000462.D
 Acq: 27 Sep 2019 17:07

Tgt Ion	Resp	Lower	Upper
149	659504		
177	23.1	18.1	27.1
150	12.5	10.3	15.5

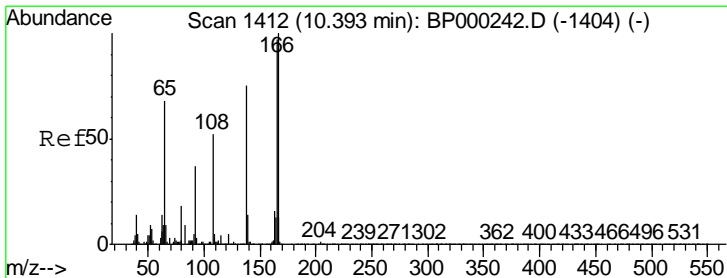
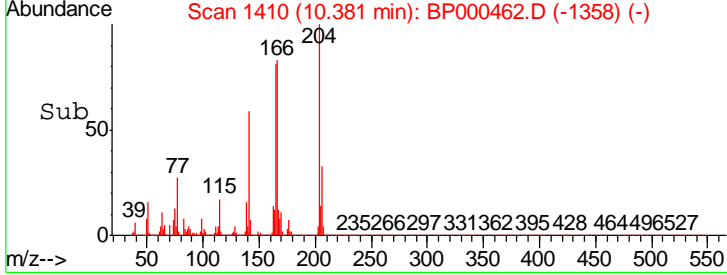
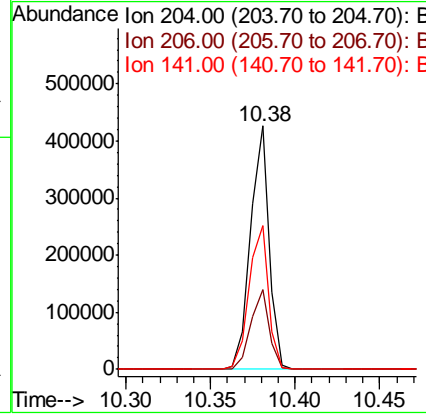
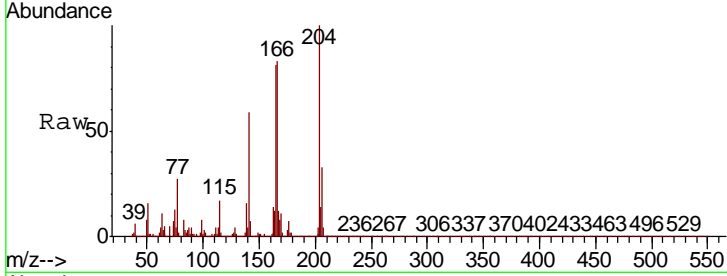




#61
 4-Chlorophenyl-phenylether
 Concen: 33.671 ng
 RT: 10.38 min Scan# 1410
 Delta R.T. 0.01 min
 Lab File: BP000462.D
 Acq: 27 Sep 2019 17:07

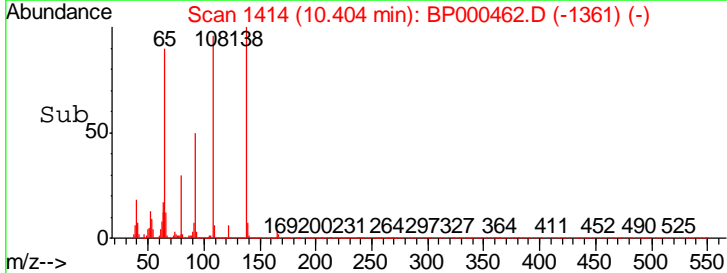
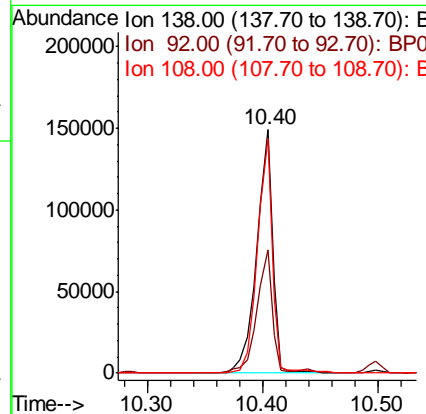
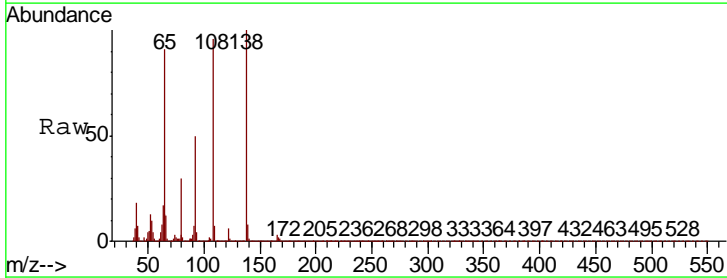
Instrument :
 BNA_P
 ClientSampled :

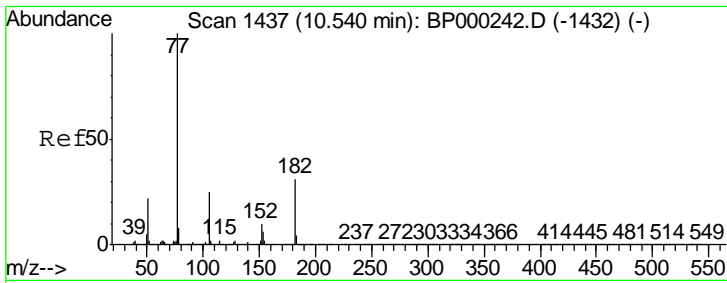
Tgt Ion	Resp	Lower	Upper
204	328460		
206	33.0	26.3	39.5
141	59.1	48.6	72.8



#62
 4-Nitroaniline
 Concen: 26.452 ng
 RT: 10.40 min Scan# 1414
 Delta R.T. 0.01 min
 Lab File: BP000462.D
 Acq: 27 Sep 2019 17:07

Tgt Ion	Resp	Lower	Upper
138	143043		
92	50.5	30.1	70.1
108	96.3	49.5	89.5#

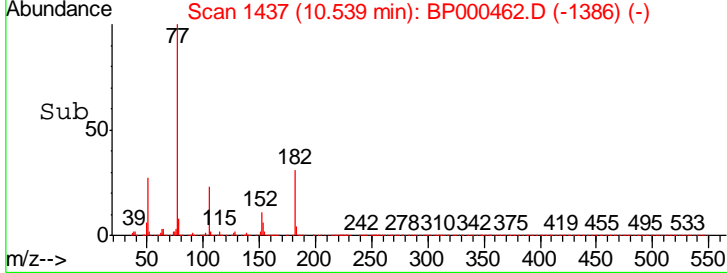
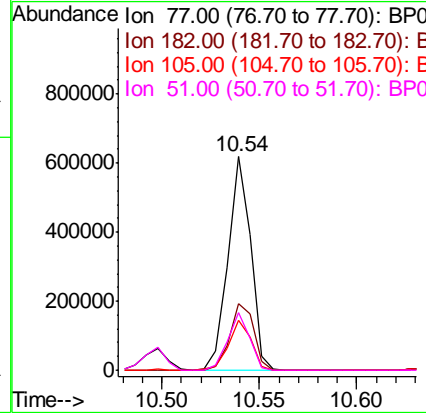
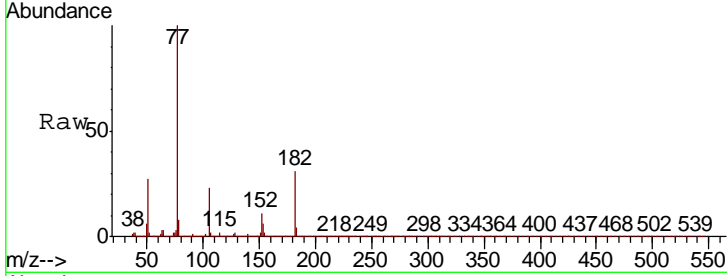




#63
 Azobenzene
 Concen: 28.264 ng
 RT: 10.54 min Scan# 1437
 Delta R.T. -0.00 min
 Lab File: BP000462.D
 Acq: 27 Sep 2019 17:07

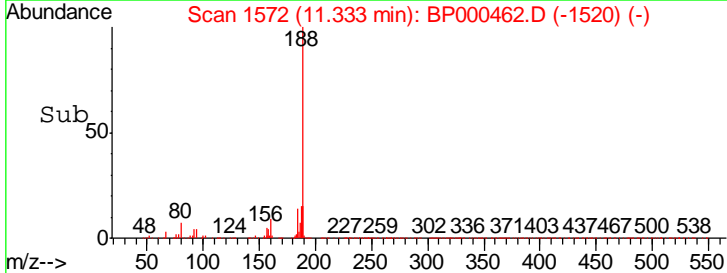
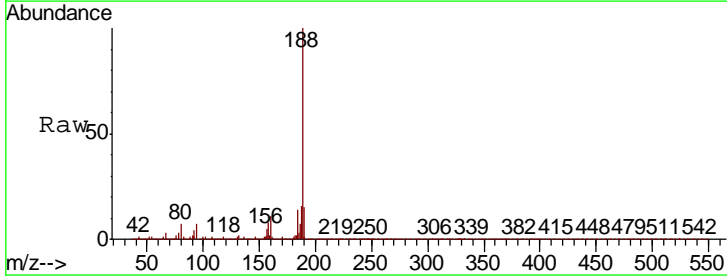
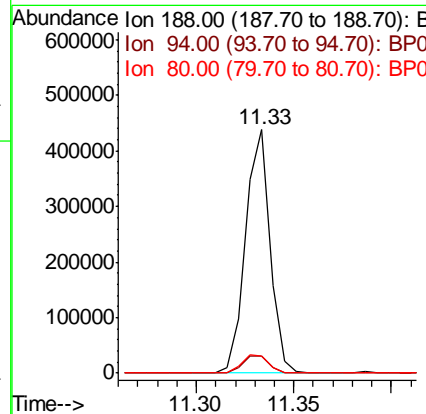
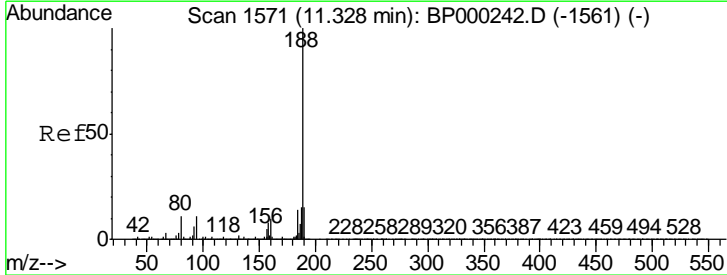
Instrument :
 BNA_P
 ClientSampled :

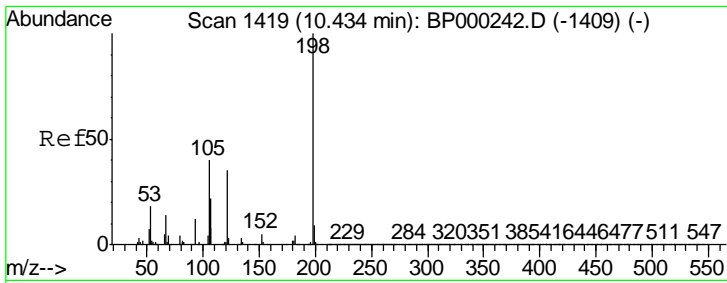
Tgt Ion	Resp	Lower	Upper
77	100		
182	31.2	11.1	51.1
105	23.2	4.7	44.7
51	26.9	2.2	42.2



#64
 Phenanthrene-d10
 Concen: 20.000 ng
 RT: 11.33 min Scan# 1572
 Delta R.T. 0.01 min
 Lab File: BP000462.D
 Acq: 27 Sep 2019 17:07

Tgt Ion	Resp	Lower	Upper
188	100		
94	7.0	8.5	12.7#
80	7.0	8.6	13.0#

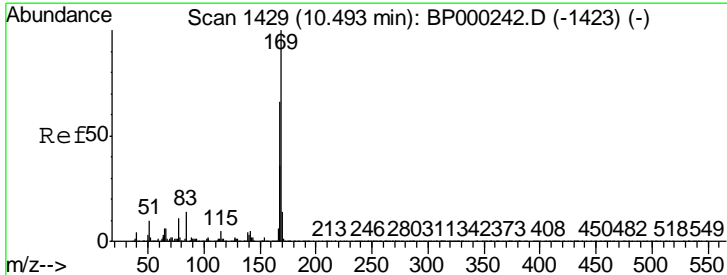
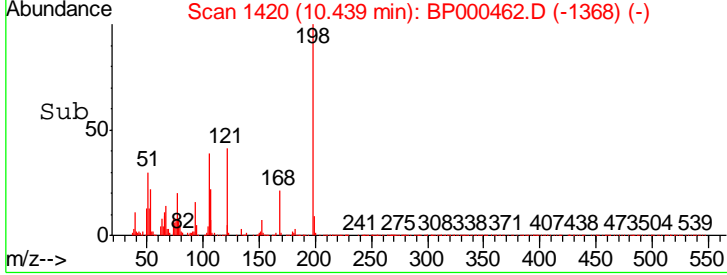
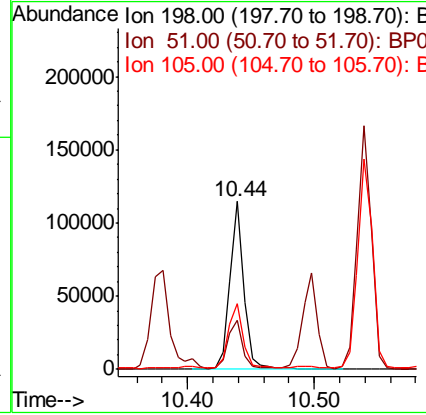
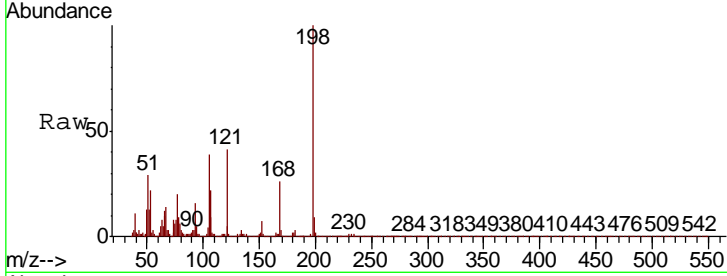




#65
 4,6-Dinitro-2-methylphenol
 Concen: 48.789 ng
 RT: 10.44 min Scan# 1420
 Delta R.T. 0.01 min
 Lab File: BP000462.D
 Acq: 27 Sep 2019 17:07

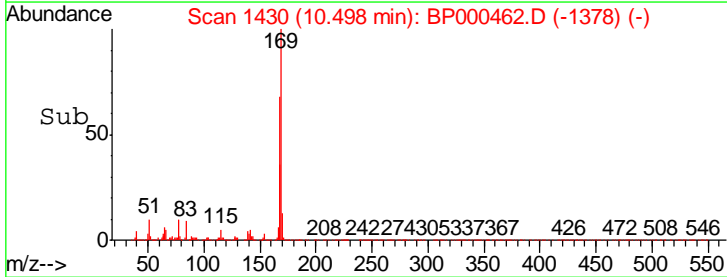
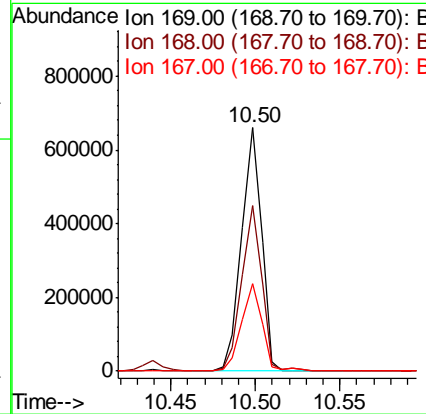
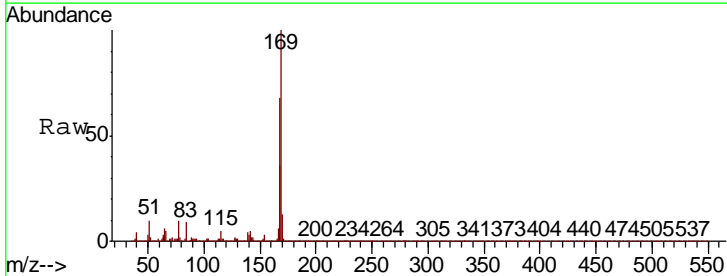
Instrument :
 BNA_P
 ClientSampled :

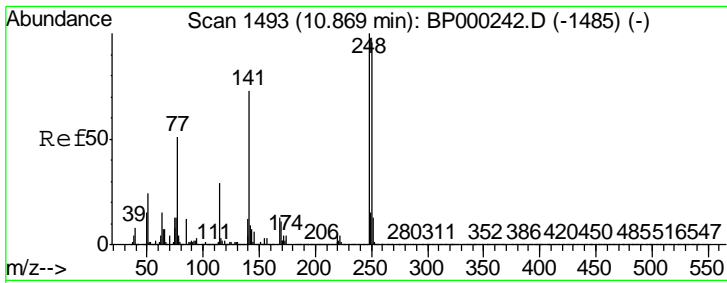
Tgt Ion	Resp	Lower	Upper
198	100		
51	29.4	7.4	47.4
105	39.3	20.2	60.2



#66
 n-Nitrosodiphenylamine
 Concen: 47.396 ng
 RT: 10.50 min Scan# 1430
 Delta R.T. 0.01 min
 Lab File: BP000462.D
 Acq: 27 Sep 2019 17:07

Tgt Ion	Resp	Lower	Upper
169	100		
168	68.0	52.9	79.3
167	36.2	29.0	43.6

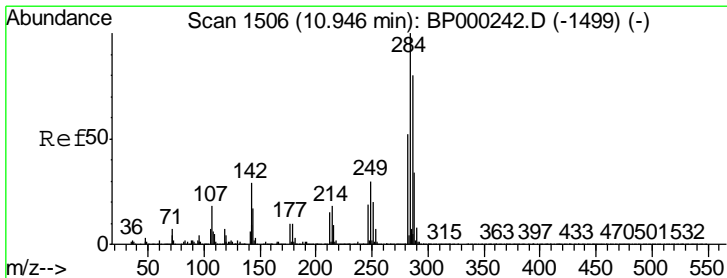
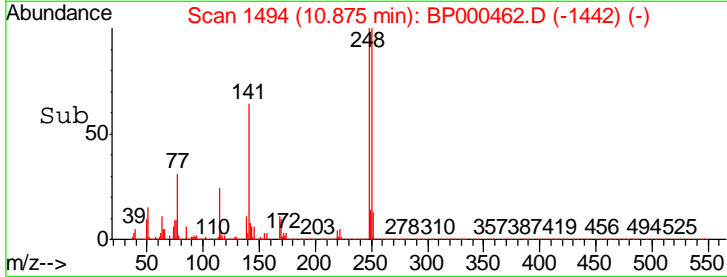
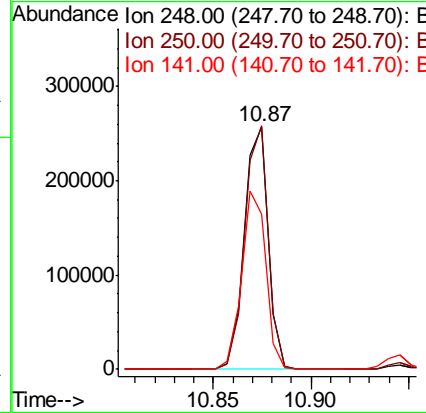
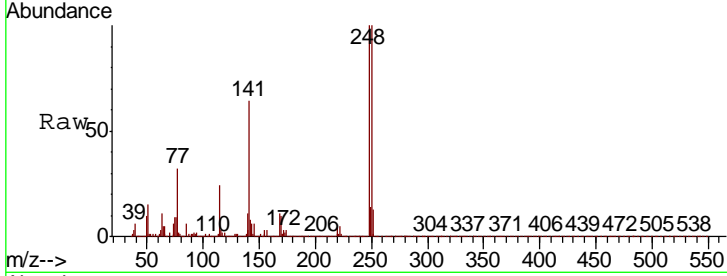




#67
 4-Bromophenyl-phenylether
 Concen: 50.649 ng
 RT: 10.87 min Scan# 1494
 Delta R.T. 0.01 min
 Lab File: BP000462.D
 Acq: 27 Sep 2019 17:07

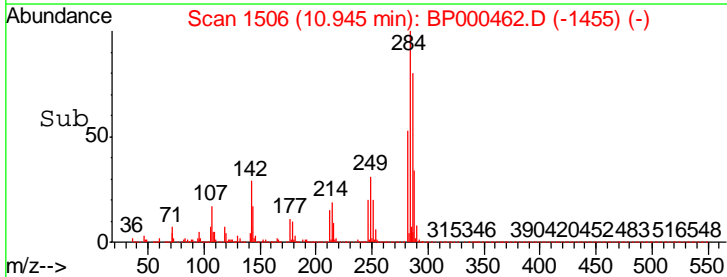
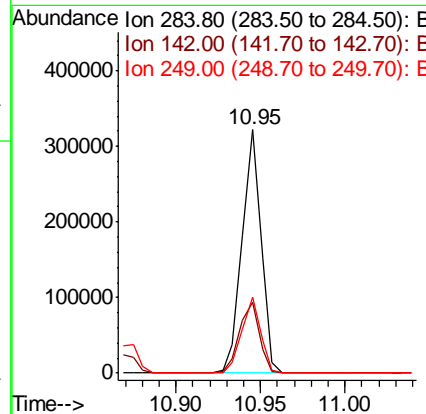
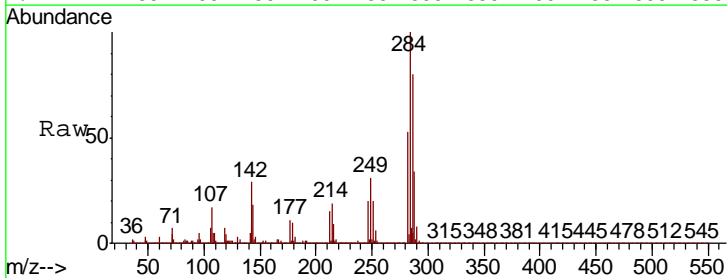
Instrument :
 BNA_P
 ClientSampled :

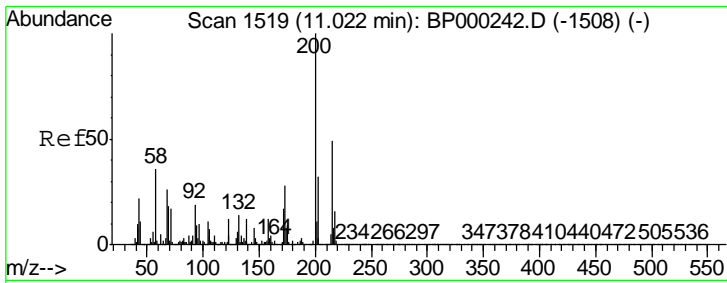
Tgt Ion	Resp	Lower	Upper
248	217941		
248	100		
250	100.2	77.0	115.4
141	64.1	58.5	87.7



#68
 Hexachlorobenzene
 Concen: 53.525 ng
 RT: 10.95 min Scan# 1506
 Delta R.T. -0.00 min
 Lab File: BP000462.D
 Acq: 27 Sep 2019 17:07

Tgt Ion	Resp	Lower	Upper
284	251794		
284	100		
142	28.9	23.6	35.4
249	31.2	24.3	36.5

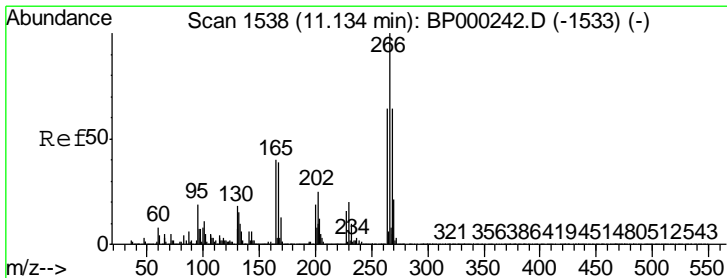
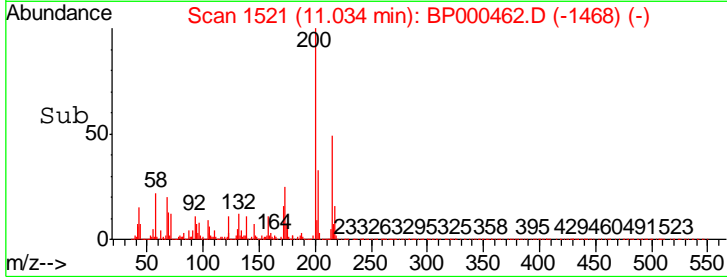
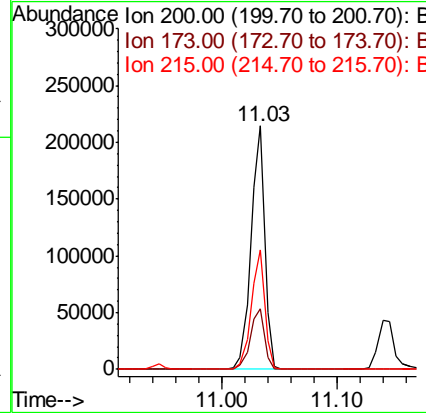
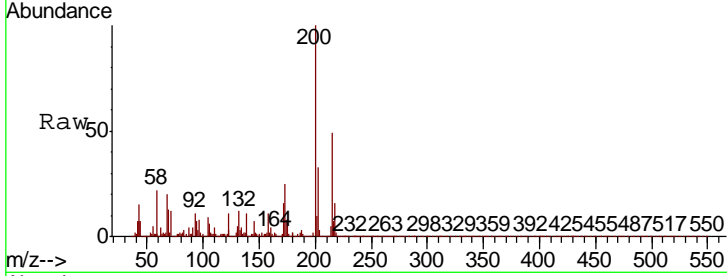




#69
 Atrazine
 Concen: Below Cal
 RT: 11.03 min Scan# 1521
 Delta R.T. 0.01 min
 Lab File: BP000462.D
 Acq: 27 Sep 2019 17:07

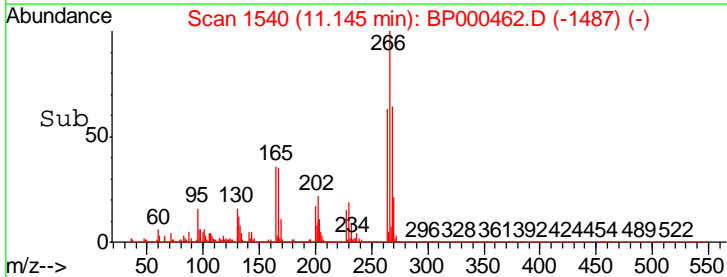
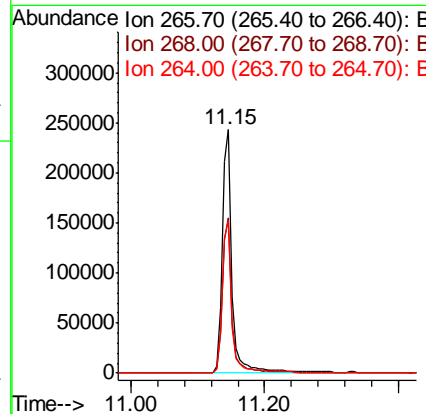
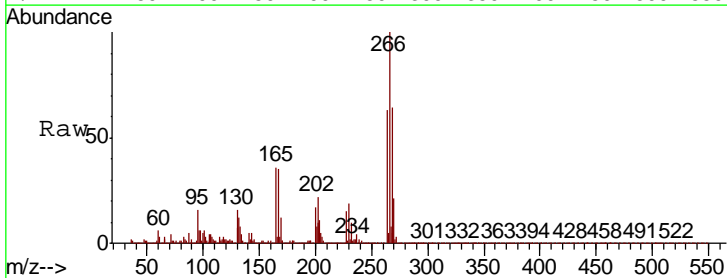
Instrument :
 BNA_P
 ClientSampled :

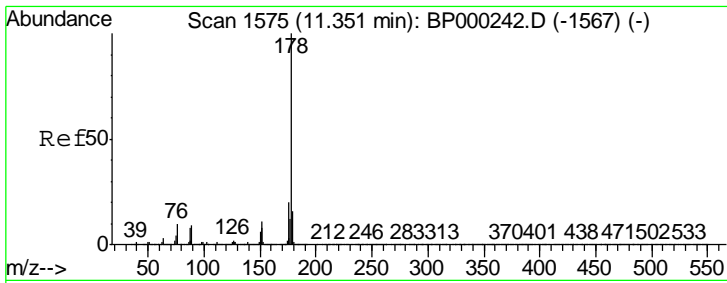
Tgt Ion	Resp	Lower	Upper
200	176126		
173	25.0	7.6	47.6
215	49.1	28.6	68.6



#70
 Pentachlorophenol
 Concen: 98.001 ng
 RT: 11.15 min Scan# 1540
 Delta R.T. 0.01 min
 Lab File: BP000462.D
 Acq: 27 Sep 2019 17:07

Tgt Ion	Resp	Lower	Upper
266	251089		
268	63.6	51.6	77.4
264	62.8	50.8	76.2

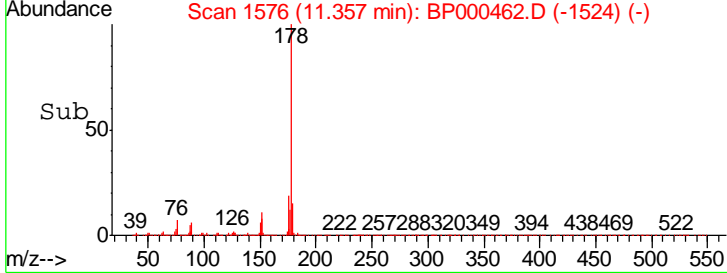
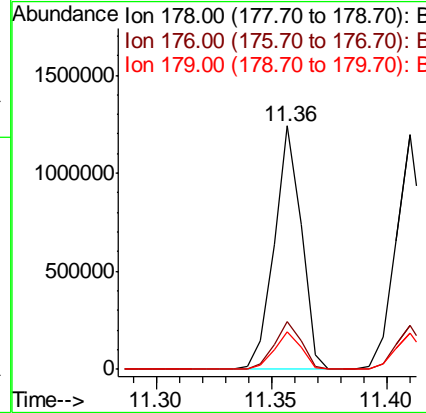
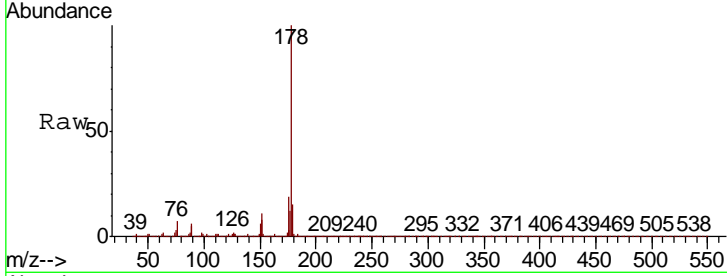




#71
 Phenanthrene
 Concen: 52.921 ng
 RT: 11.36 min Scan# 1576
 Delta R.T. 0.01 min
 Lab File: BP000462.D
 Acq: 27 Sep 2019 17:07

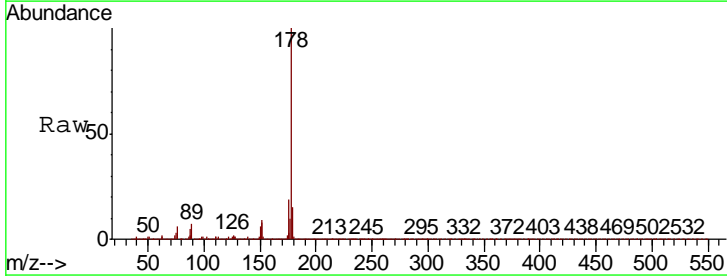
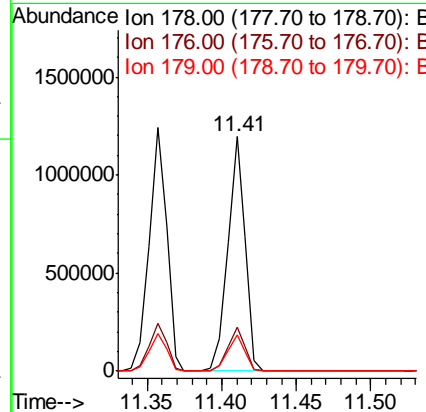
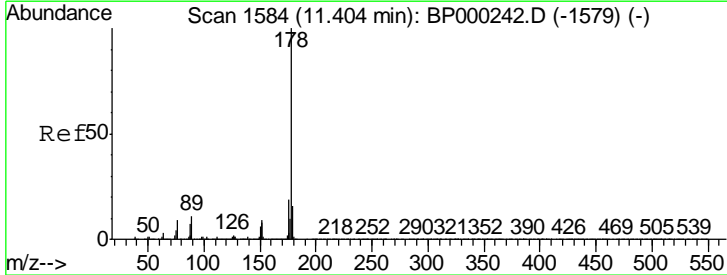
Instrument :
 BNA_P
 ClientSampled :

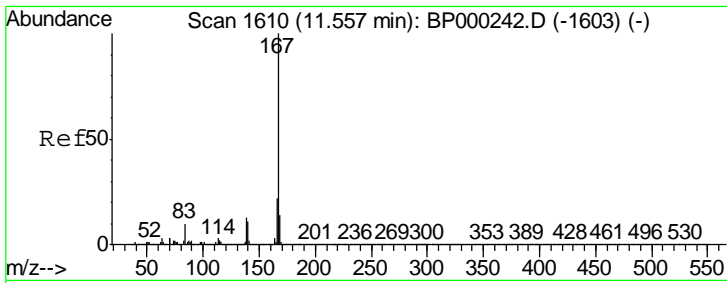
Tgt Ion	Resp	Lower	Upper
178	1009147		
176	19.4	15.8	23.8
179	15.4	12.7	19.1



#72
 Anthracene
 Concen: 50.173 ng
 RT: 11.41 min Scan# 1585
 Delta R.T. 0.01 min
 Lab File: BP000462.D
 Acq: 27 Sep 2019 17:07

Tgt Ion	Resp	Lower	Upper
178	984791		
176	18.9	15.4	23.0
179	15.4	12.7	19.1

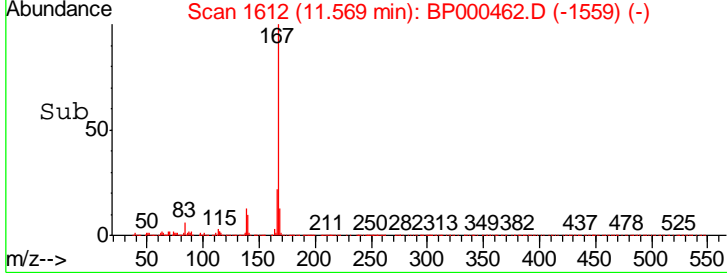
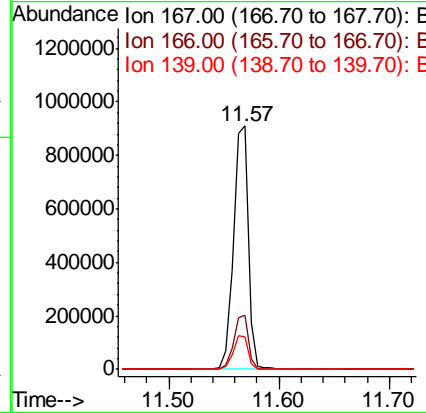
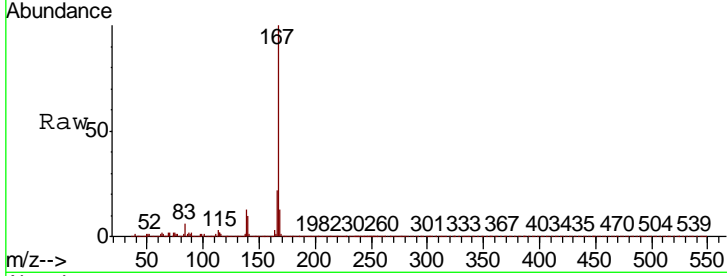




#73
 Carbazole
 Concen: 48.923 ng
 RT: 11.57 min Scan# 1612
 Delta R.T. 0.01 min
 Lab File: BP000462.D
 Acq: 27 Sep 2019 17:07

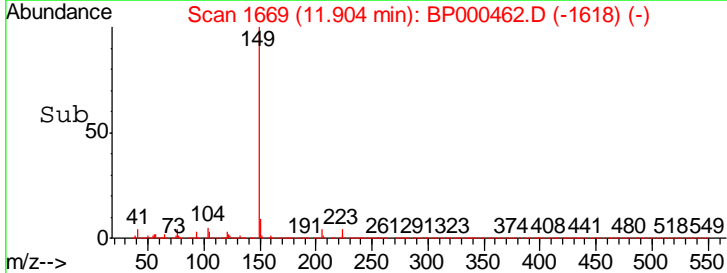
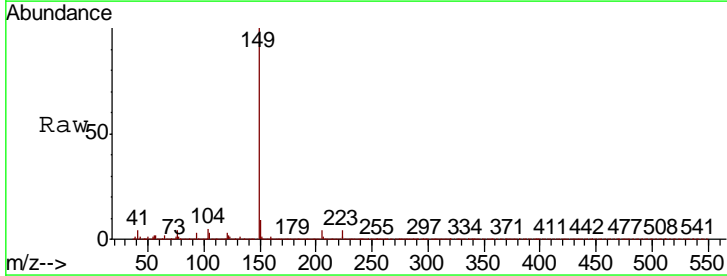
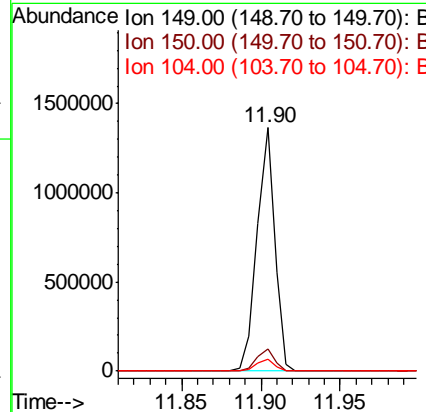
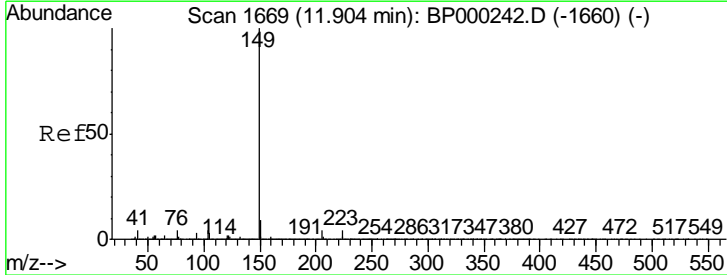
Instrument :
 BNA_P
 ClientSampled :

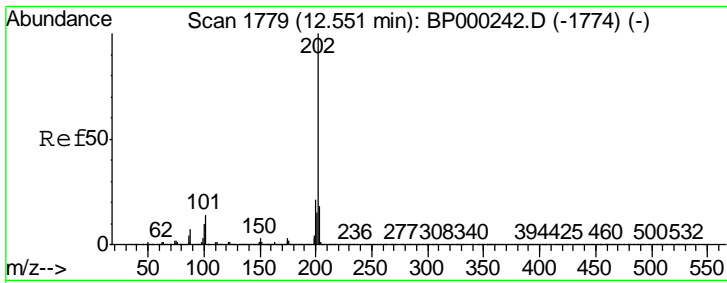
Tgt Ion	Resp	Lower	Upper
167	100		
166	22.3	17.8	26.8
139	13.2	10.8	16.2



#74
 Di-n-butylphthalate
 Concen: 47.444 ng
 RT: 11.90 min Scan# 1669
 Delta R.T. -0.00 min
 Lab File: BP000462.D
 Acq: 27 Sep 2019 17:07

Tgt Ion	Resp	Lower	Upper
149	100		
150	9.3	7.4	11.2
104	5.1	3.5	5.3

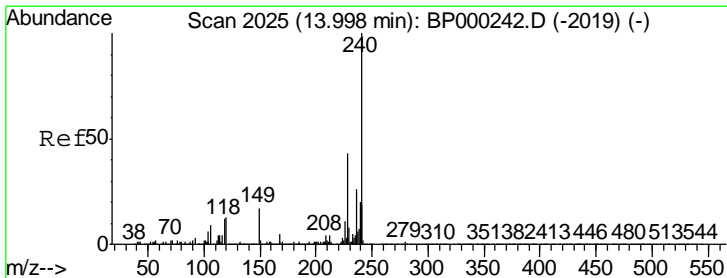
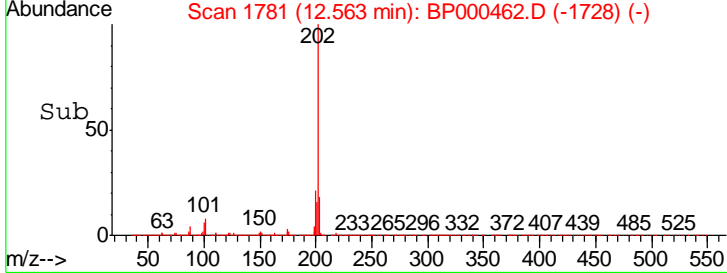
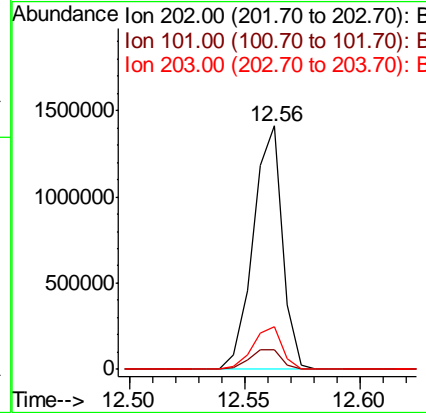
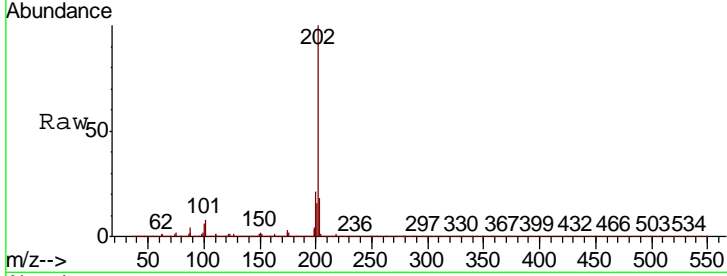




#75
 Fluoranthene
 Concen: 60.905 ng
 RT: 12.56 min Scan# 1781
 Delta R.T. 0.01 min
 Lab File: BP000462.D
 Acq: 27 Sep 2019 17:07

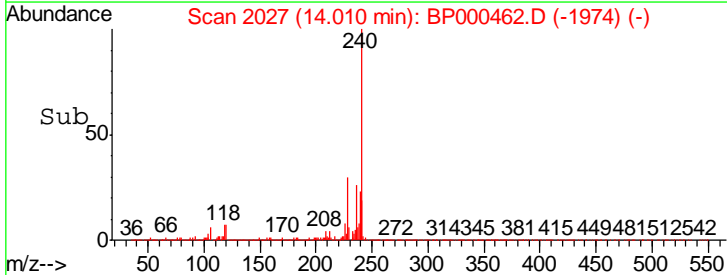
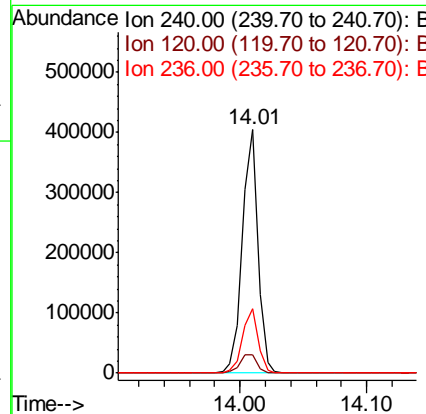
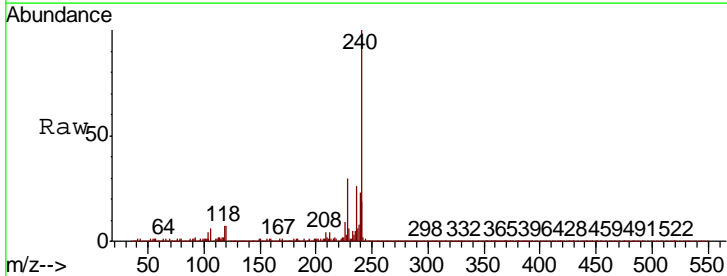
Instrument :
 BNA_P
 ClientSampled :

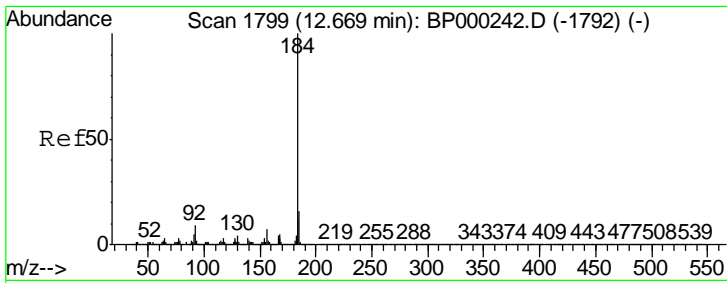
Tgt Ion	Resp	Lower	Upper
202	1247094		
101	8.0	0.0	33.9
203	17.6	0.0	38.0



#76
 Chrysene-d12
 Concen: 20.000 ng
 RT: 14.01 min Scan# 2027
 Delta R.T. 0.01 min
 Lab File: BP000462.D
 Acq: 27 Sep 2019 17:07

Tgt Ion	Resp	Lower	Upper
240	340525		
120	7.4	10.4	15.6#
236	26.5	21.0	31.6

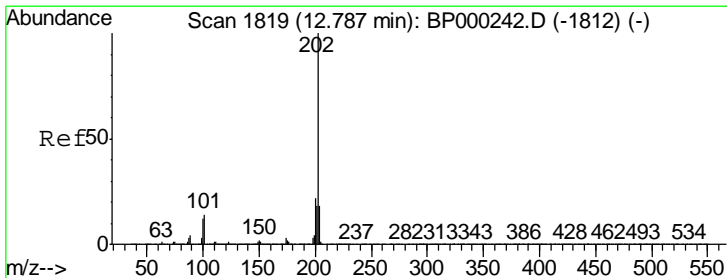
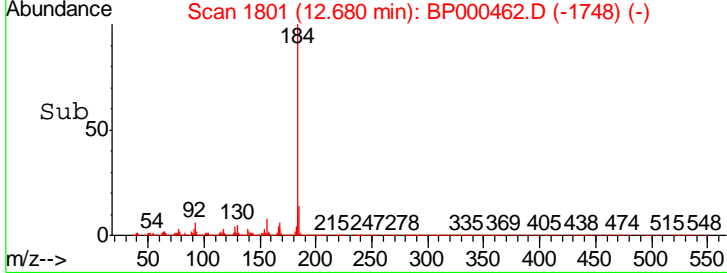
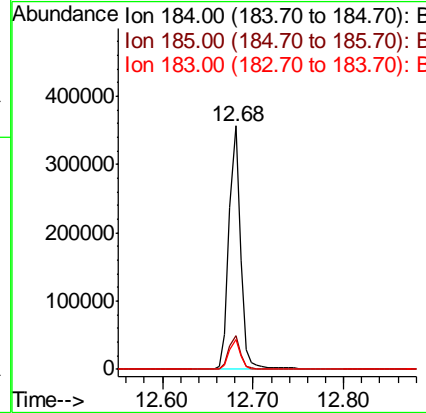
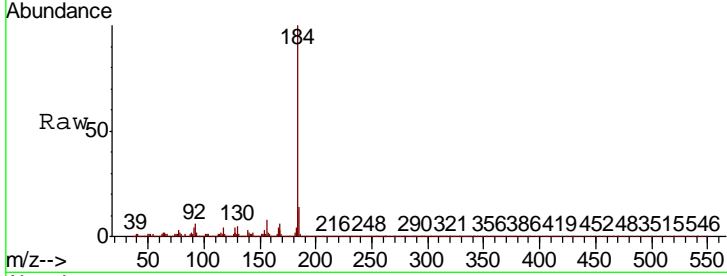




#77
 Benzidine
 Concen: 25.509 ng
 RT: 12.68 min Scan# 1801
 Delta R.T. 0.01 min
 Lab File: BP000462.D
 Acq: 27 Sep 2019 17:07

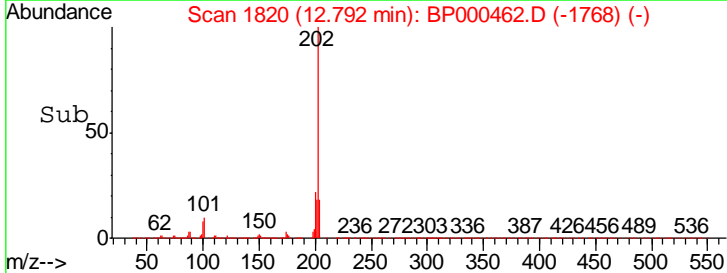
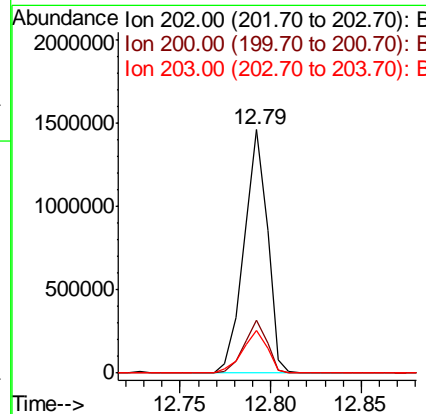
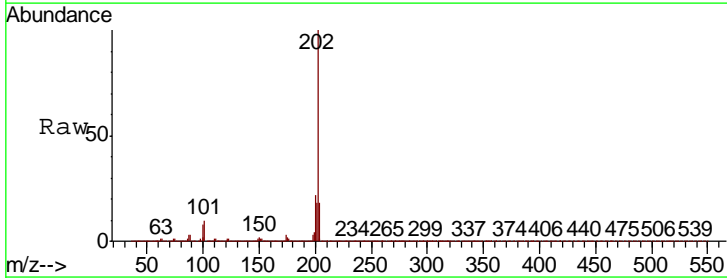
Instrument :
 BNA_P
 ClientSampled :

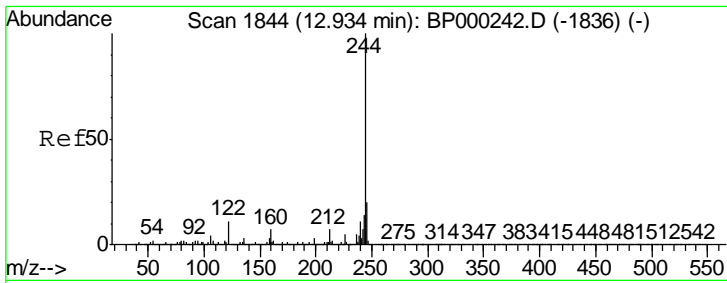
Tgt Ion	Resp	Lower	Upper
184	310224		
185	13.8	12.7	19.1
183	12.5	9.5	14.3



#78
 Pyrene
 Concen: 51.205 ng
 RT: 12.79 min Scan# 1820
 Delta R.T. 0.01 min
 Lab File: BP000462.D
 Acq: 27 Sep 2019 17:07

Tgt Ion	Resp	Lower	Upper
202	1304544		
200	21.7	17.5	26.3
203	17.8	14.3	21.5

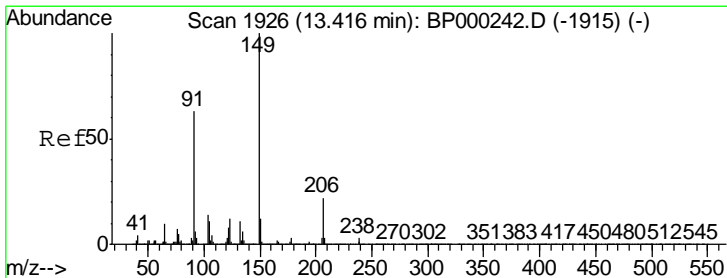
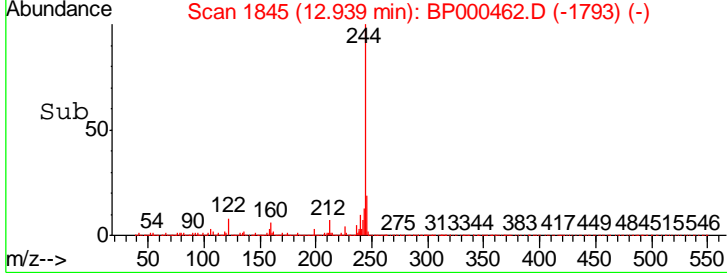
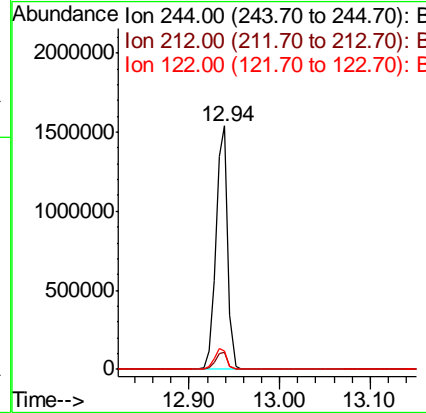
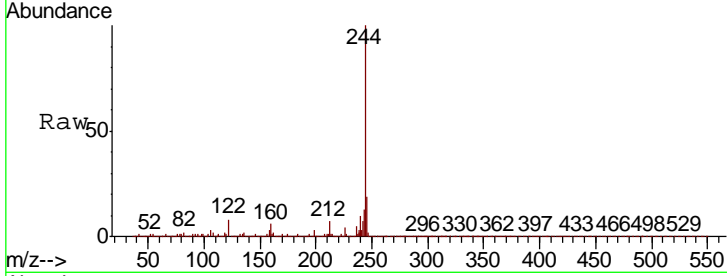




#79
 Terphenyl-d14
 Concen: 86.091 ng
 RT: 12.94 min Scan# 1845
 Delta R.T. 0.01 min
 Lab File: BP000462.D
 Acq: 27 Sep 2019 17:07

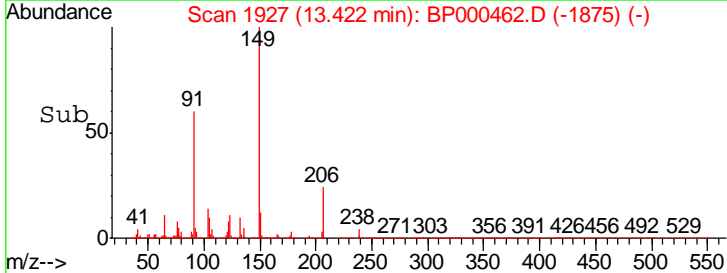
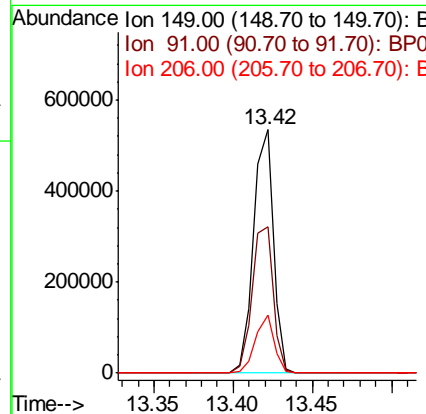
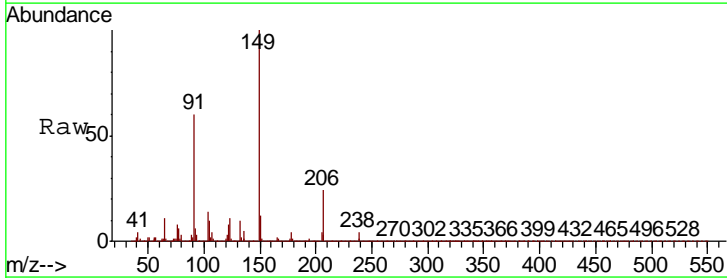
Instrument :
 BNA_P
 ClientSampled :

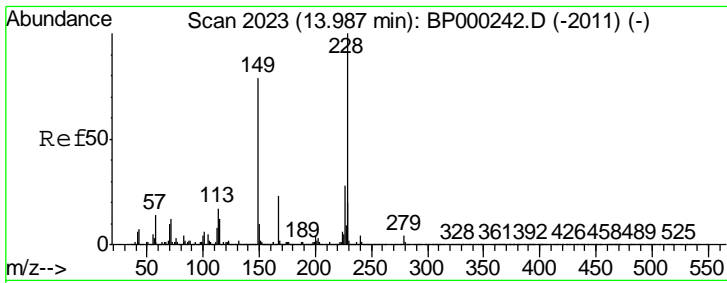
Tgt Ion	Resp	Lower	Upper
244	1397433		
212	7.0	5.9	8.9
122	7.5	9.0	13.4#



#80
 Butylbenzylphthalate
 Concen: 39.779 ng
 RT: 13.42 min Scan# 1927
 Delta R.T. 0.01 min
 Lab File: BP000462.D
 Acq: 27 Sep 2019 17:07

Tgt Ion	Resp	Lower	Upper
149	465674		
91	60.0	50.6	76.0
206	23.9	17.8	26.6

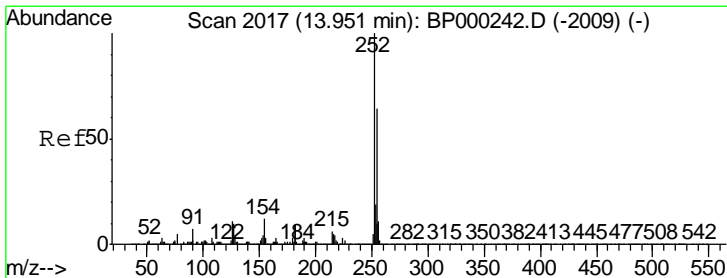
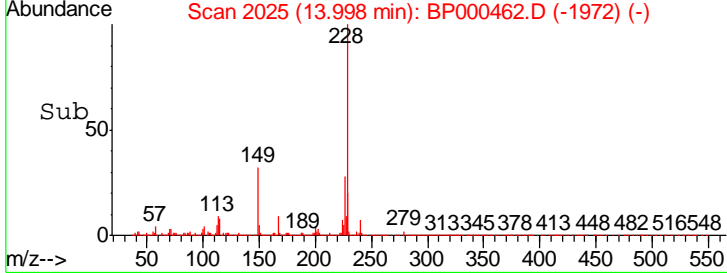
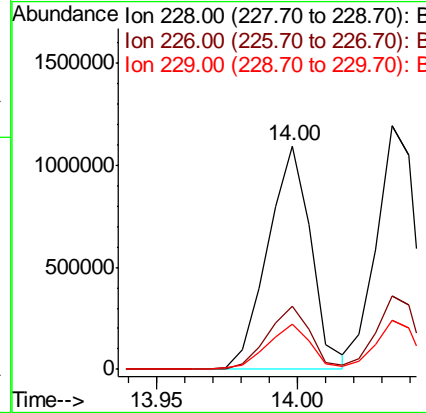
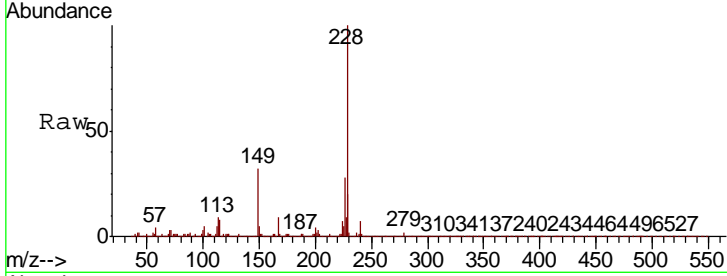




#81
 Benzo(a)anthracene
 Concen: 54.015 ng
 RT: 14.00 min Scan# 2025
 Delta R.T. 0.01 min
 Lab File: BP000462.D
 Acq: 27 Sep 2019 17:07

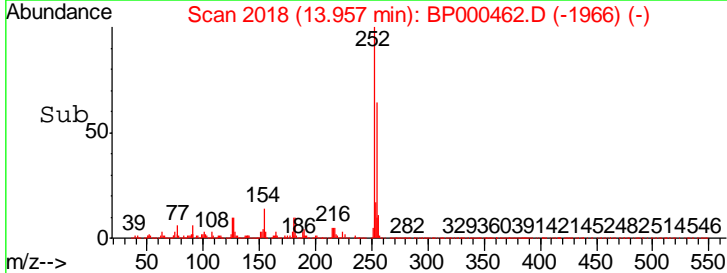
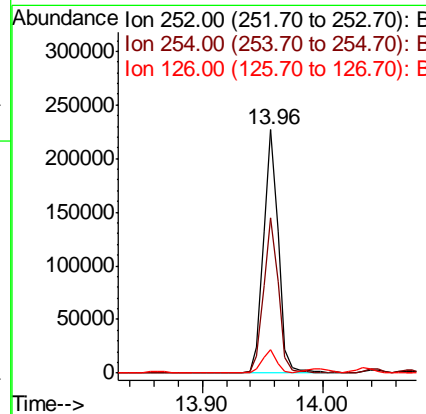
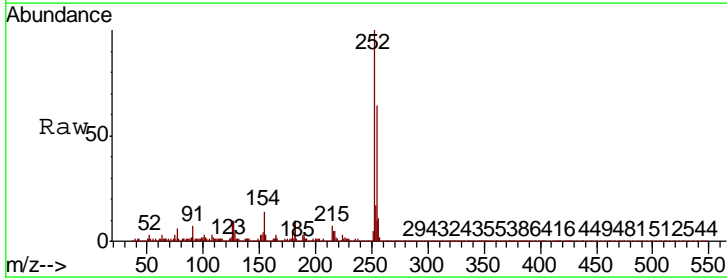
Instrument :
 BNA_P
 ClientSampled :

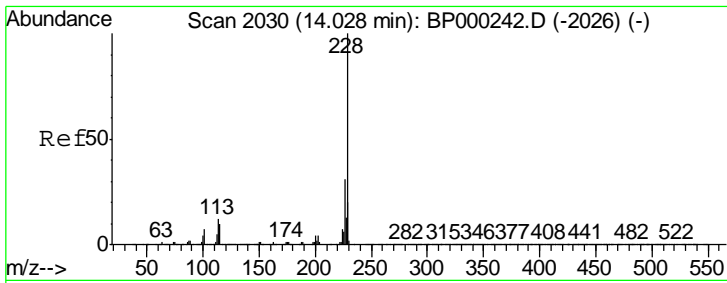
Tgt Ion	Resp	Lower	Upper
228	1161868		
226	28.4	22.2	33.4
229	20.0	16.0	24.0



#82
 3,3'-Dichlorobenzidine
 Concen: 22.524 ng
 RT: 13.96 min Scan# 2018
 Delta R.T. 0.01 min
 Lab File: BP000462.D
 Acq: 27 Sep 2019 17:07

Tgt Ion	Resp	Lower	Upper
252	194711		
254	63.6	51.5	77.3
126	9.8	8.4	12.6



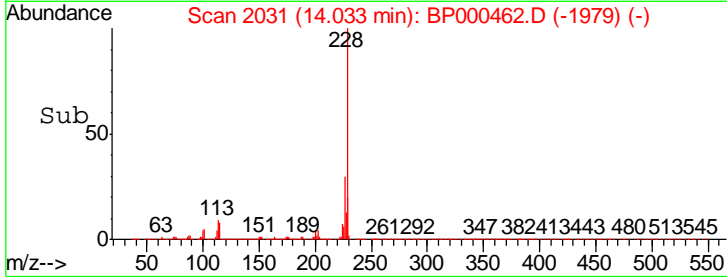
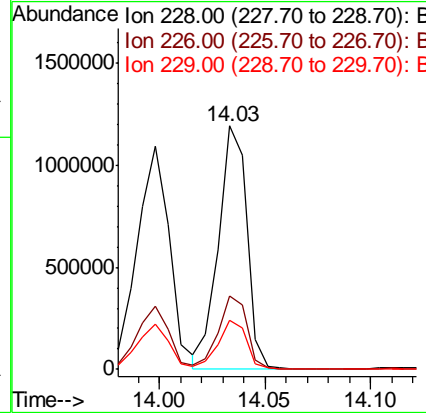
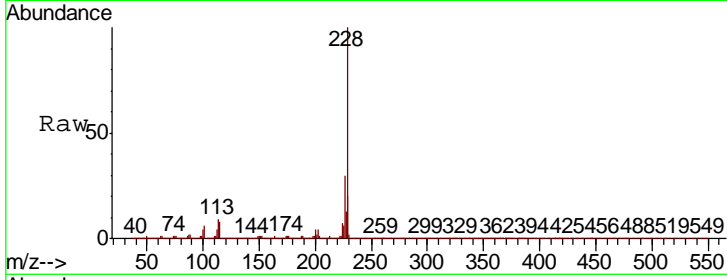


#83
 Chrysene
 Concen: 52.813 ng
 RT: 14.03 min Scan# 2031
 Delta R.T. 0.01 min
 Lab File: BP000462.D
 Acq: 27 Sep 2019 17:07

Instrument :
 BNA_P
 ClientSampled :

Tgt Ion: 228 Resp: 1115404

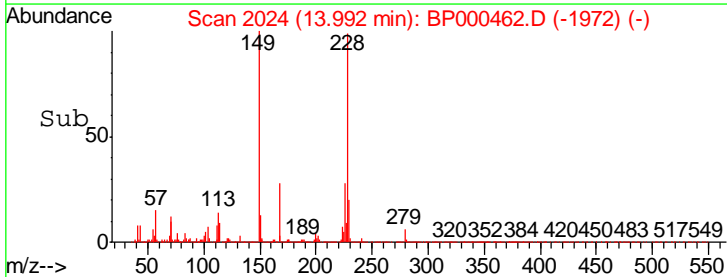
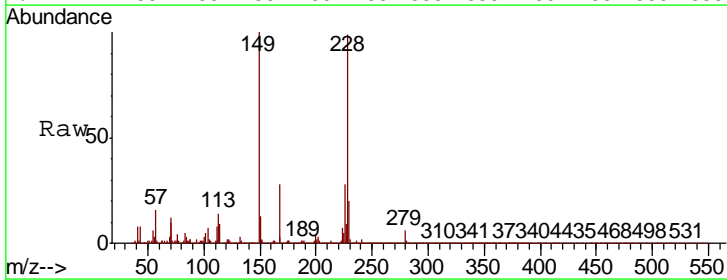
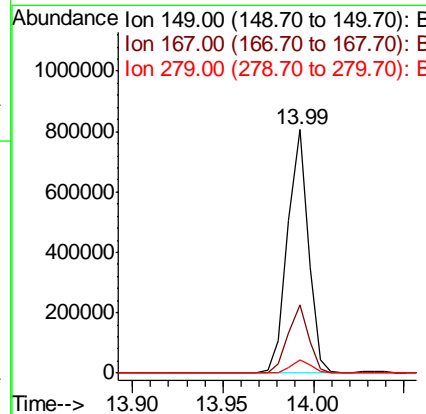
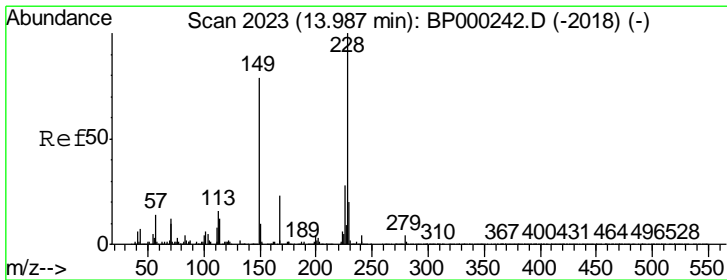
Ion	Ratio	Lower	Upper
228	100		
226	30.3	24.9	37.3
229	19.9	16.2	24.2

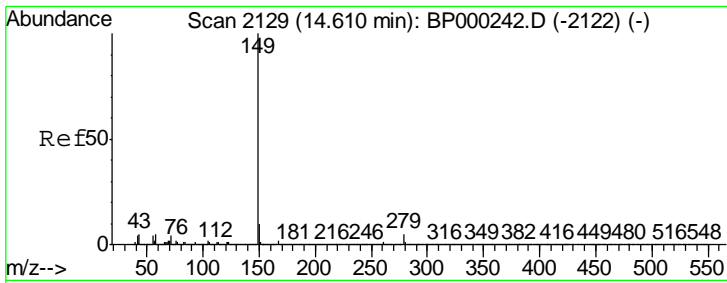


#84
 Bis(2-ethylhexyl)phthalate
 Concen: 45.730 ng
 RT: 13.99 min Scan# 2024
 Delta R.T. 0.01 min
 Lab File: BP000462.D
 Acq: 27 Sep 2019 17:07

Tgt Ion: 149 Resp: 642640

Ion	Ratio	Lower	Upper
149	100		
167	28.1	23.0	34.4
279	5.6	3.7	5.5#

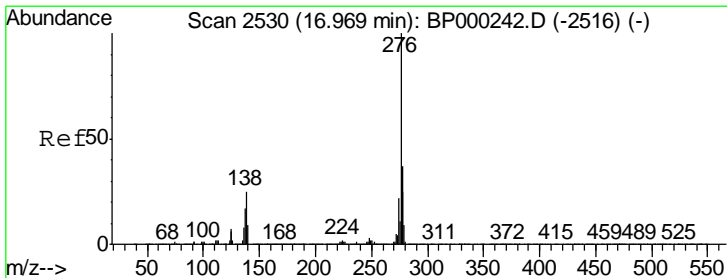
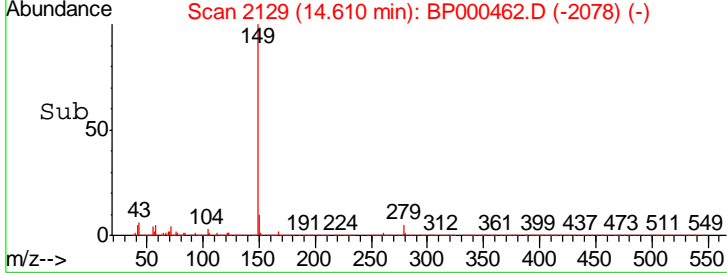
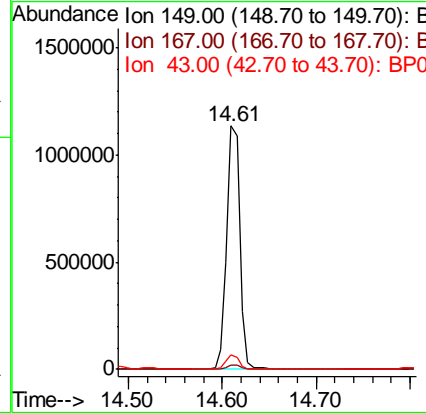
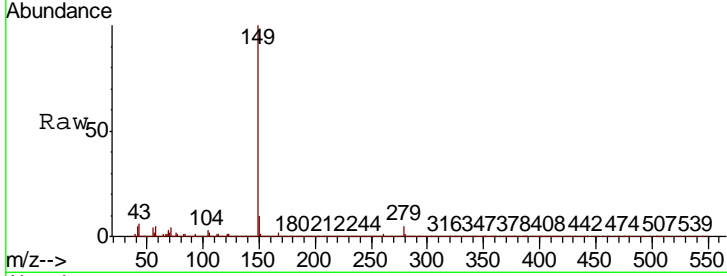




#85
 Di-n-octyl phthalate
 Concen: 42.758 ng
 RT: 14.61 min Scan# 2129
 Delta R.T. -0.00 min
 Lab File: BP000462.D
 Acq: 27 Sep 2019 17:07

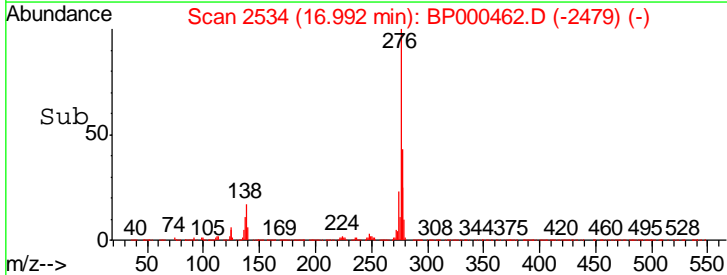
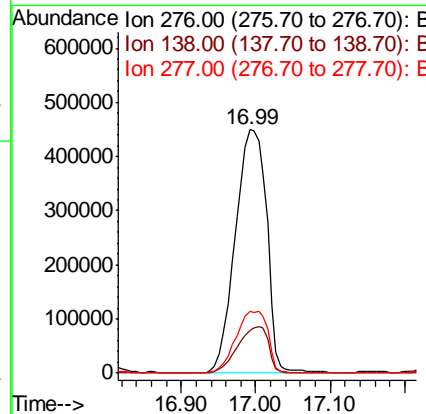
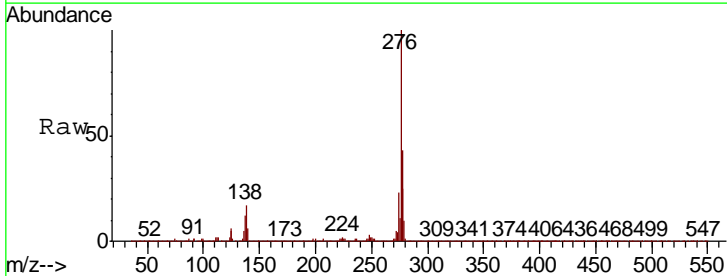
Instrument :
 BNA_P
 ClientSampled :

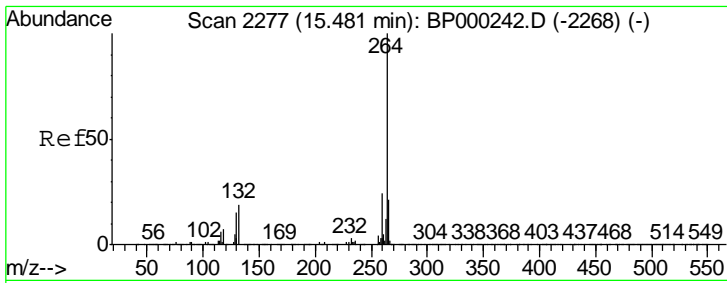
Tgt Ion	Resp	Lower	Upper
149	1113646		
167	1.6	1.4	2.0
43	5.5	5.0	7.6



#86
 Indeno(1,2,3-cd)pyrene
 Concen: 50.723 ng
 RT: 16.99 min Scan# 2534
 Delta R.T. 0.02 min
 Lab File: BP000462.D
 Acq: 27 Sep 2019 17:07

Tgt Ion	Resp	Lower	Upper
276	1305798		
138	18.6	22.6	33.8#
277	25.8	20.4	30.6

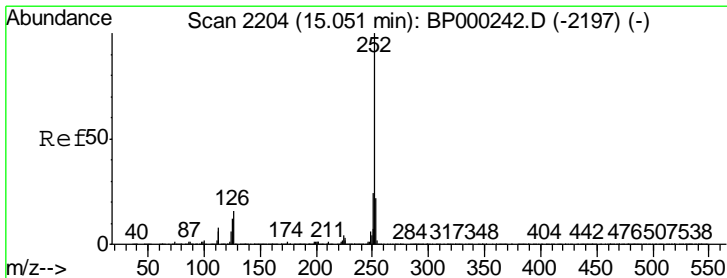
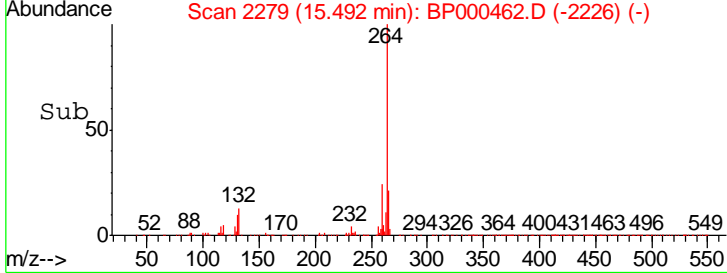
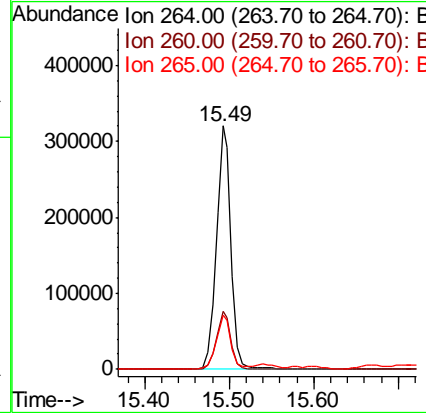
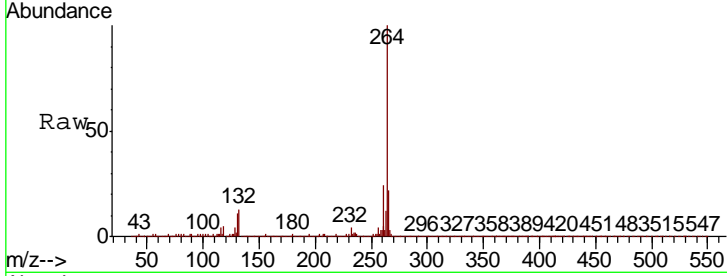




#87
 Perylene-d12
 Concen: 20.000 ng
 RT: 15.49 min Scan# 2279
 Delta R.T. 0.01 min
 Lab File: BP000462.D
 Acq: 27 Sep 2019 17:07

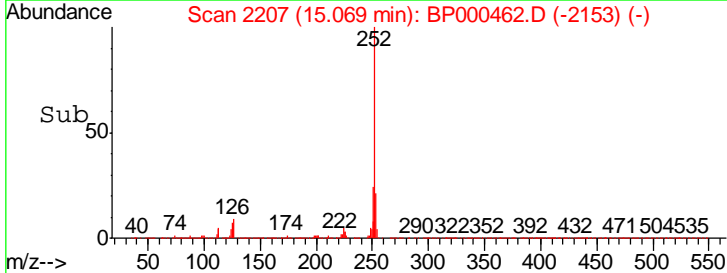
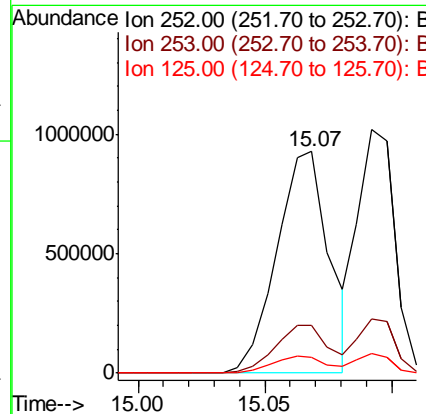
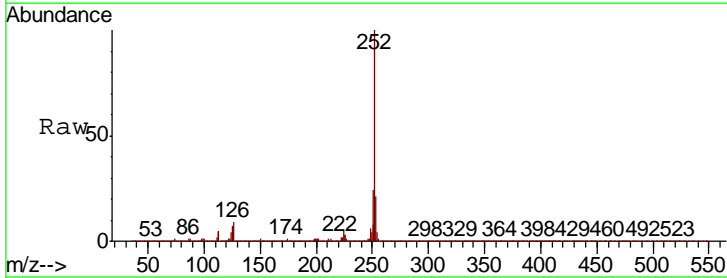
Instrument :
 BNA_P
 ClientSampled :

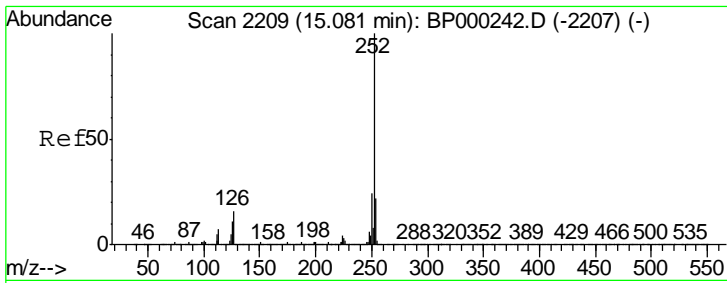
Tgt Ion	Resp	Lower	Upper
264	388997		
260	23.8	18.9	28.3
265	22.2	17.2	25.8



#88
 Benzo(b)fluoranthene
 Concen: 57.461 ng
 RT: 15.07 min Scan# 2207
 Delta R.T. 0.02 min
 Lab File: BP000462.D
 Acq: 27 Sep 2019 17:07

Tgt Ion	Resp	Lower	Upper
252	1333459		
253	21.4	17.8	26.6
125	7.1	9.5	14.3#

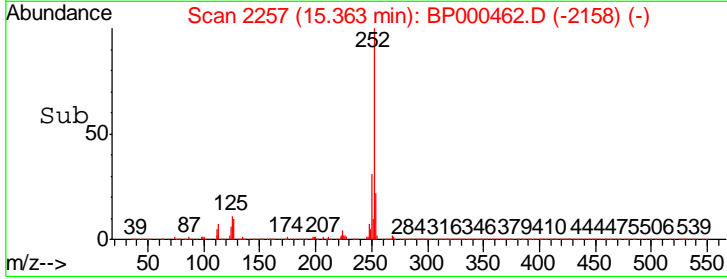
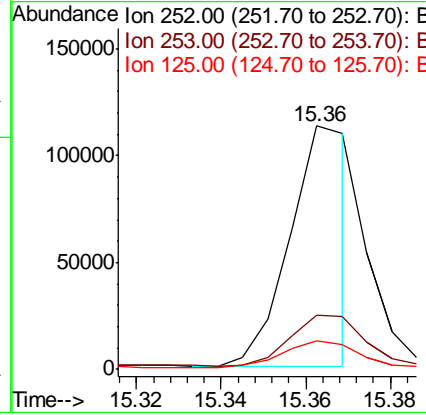
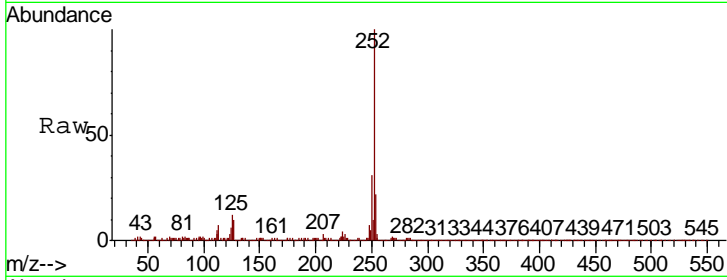




#89
 Benzo(k)fluoranthene
 Concen: 5.467 ng
 RT: 15.36 min Scan# 2257
 Delta R.T. 0.28 min
 Lab File: BP000462.D
 Acq: 27 Sep 2019 17:07

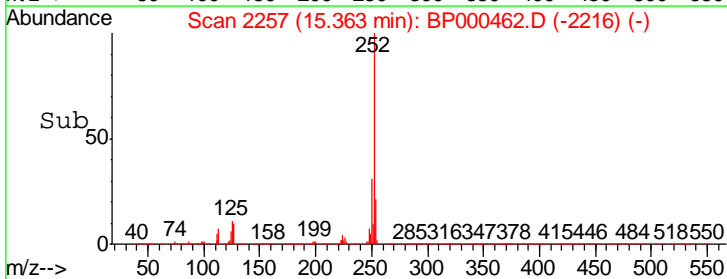
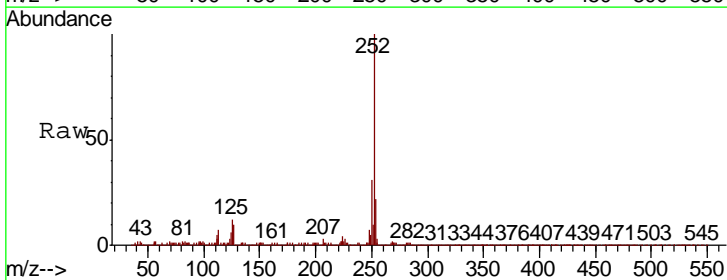
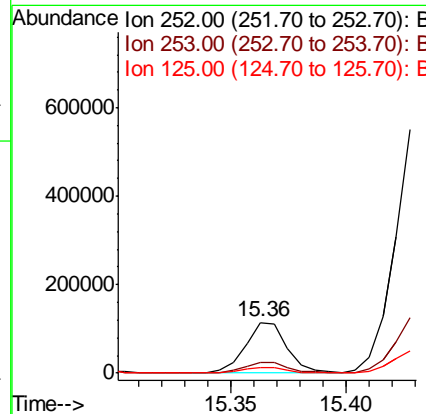
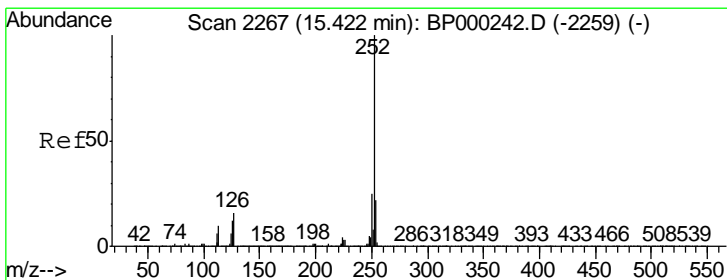
Instrument :
 BNA_P
 ClientSampled :

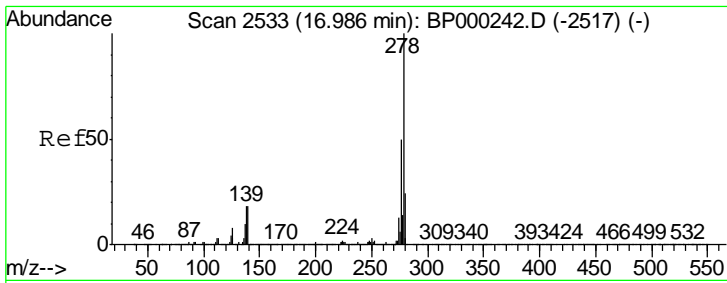
Tgt Ion	Resp	Lower	Upper
252	110675		
253	22.0	17.8	26.8
125	11.5	9.6	14.4



#90
 Benzo(a)pyrene
 Concen: 6.523 ng
 RT: 15.36 min Scan# 2257
 Delta R.T. -0.06 min
 Lab File: BP000462.D
 Acq: 27 Sep 2019 17:07

Tgt Ion	Resp	Lower	Upper
252	137737		
253	22.0	17.7	26.5
125	11.5	10.0	15.0

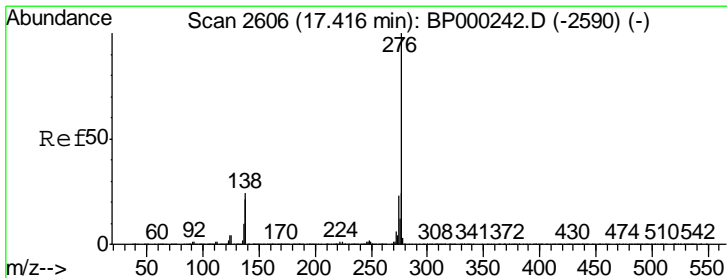
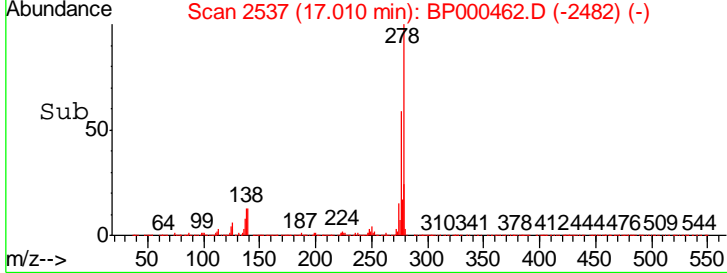
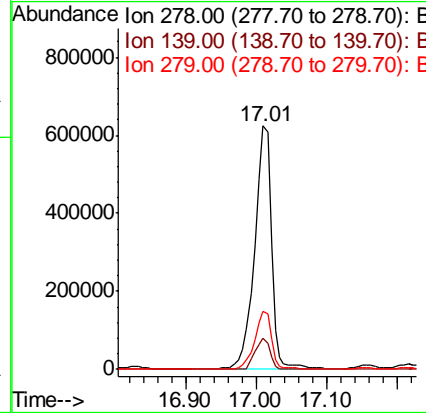
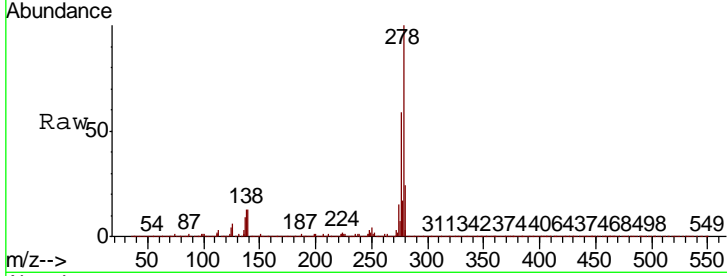




#91
 Dibenzo(a,h)anthracene
 Concen: 52.814 ng
 RT: 17.01 min Scan# 2537
 Delta R.T. 0.02 min
 Lab File: BP000462.D
 Acq: 27 Sep 2019 17:07

Instrument :
 BNA_P
 ClientSampled :

Tgt Ion	Resp	Lower	Upper
278	1039754		
139	12.6	14.5	21.7#
279	23.7	19.0	28.6



#92
 Benzo(g,h,i)perylene
 Concen: 54.655 ng
 RT: 17.45 min Scan# 2612
 Delta R.T. 0.03 min
 Lab File: BP000462.D
 Acq: 27 Sep 2019 17:07

Tgt Ion	Resp	Lower	Upper
276	1105977		
277	23.7	19.1	28.7
138	14.9	19.5	29.3#

