LSC Area Percent Report

Data Path : Z:\SVOASRV\HPCHEM1\BNA P\DATA\BP100419\
Data File : BP000516.D
Acq On : 04 Oct 2019 18:48
Operator : JU
Sample : K5192-01
Misc :
ALS Vial : 10 Sample Multiplier: 1

Instrument :
BNA_P
ClientSampleId :
RO-3-1

Integration Parameters: rteint.p
Integrator: RTE
Smoothing : ON Filtering: 5
Sampling : 1 Min Area: 3 % of largest Peak
Start Thrs: 0.2 Max Peaks: 100
Stop Thrs : 0 Peak Location: TOP

If leading or trailing edge < 100 prefer < Baseline drop else tangent >
Peak separation: 5

Method : Z:\SVOASRV\HPCHEM1\BNA_P\METHODS\8270-BP100119.M
Title : ASP BNA STANDARDS FOR 5 POINT CALIBRATION

Signal : TIC

peak #	R.T. min	first scan	max scan	last scan	PK TY	peak height	corr. area	corr. % max.	% of total
1	5.393	558	562	565	rBV	3963703	3557609	58.81%	6.505%
2	6.411	730	735	746	rBV	3977118	3770198	62.32%	6.894%
3	6.540	753	757	760	rBV	4739628	3896927	64.41%	7.125%
4	6.769	792	796	799	rBV	1524975	1340723	22.16%	2.451%
5	6.922	818	822	825	rBV	4156359	3322393	54.92%	6.075%
6	7.328	886	891	894	rBV	2478301	2333347	38.57%	4.266%
7	8.046	1010	1013	1017	rBV	1893452	1702292	28.14%	3.113%
8	9.128	1193	1197	1200	rBV	6518404	5395845	89.19%	9.866%
9	9.522	1261	1264	1268	rBV	915305	780787	12.91%	1.428%
10	9.669	1286	1289	1294	rBV	84765	67974	1.12%	0.124%
11	9.810	1309	1313	1317	rBV	2690858	2135070	35.29%	3.904%
12	10.605	1444	1448	1460	rBV	4023524	3447835	56.99%	6.304%
13	11.310	1564	1568	1570	rBV	2442580	2296133	37.95%	4.198%
14	11.328	1570	1571	1575	rVV	616047	475284	7.86%	0.869%
15	11.381	1575	1580	1584	rVB	215830	202694	3.35%	0.371%
16	11.846	1656	1659	1663	rBV2	161858	186273	3.08%	0.341%
17	11.928	1669	1673	1675	rBV	157870	153179	2.53%	0.280%
18	12.534	1772	1776	1779	rBV	1422785	1186259	19.61%	2.169%
19	12.763	1809	1815	1818	rBV	1273522	1216200	20.10%	2.224%
20	12.916	1837	1841	1844	rVB	6672683	6049822	100.00%	11.062%
21	12.987	1849	1853	1856	rBV2	67359	94535	1.56%	0.173%
22	13.098	1869	1872	1875	rVB	153190	154178	2.55%	0.282%
23	13.163	1880	1883	1886	rVV	129176	113345	1.87%	0.207%
24	13.204	1886	1890	1892	rBV2	101783	103190	1.71%	0.189%
25	13.610	1956	1959	1964	rVB	91446	105870	1.75%	0.194%
26	13.722	1974	1978	1981	rBV3	102375	133536	2.21%	0.244%
27	13.775	1985	1987	1991	rVV2	80591	83164	1.37%	0.152%
28	13.828	1992	1996	2005	rVV4	435054	671125	11.09%	1.227%
29	13.975	2016	2021	2024	rBV2	2456898	2834304	46.85%	5.182%
30	14.004	2024	2026	2032	rVB	538976	471702	7.80%	0.862%
31	14.087	2037	2040	2044	rVB2	85396	89336	1.48%	0.163%
32	14.157	2050	2052	2056	rVB3	99680	102378	1.69%	0.187%
33	14.369	2086	2088	2091	rVB	99490	87328	1.44%	0.160%
34	14.463	2101	2104	2107	rBV2	172145	168284	2.78%	0.308%

LSC Area Percent Report

Data Path : Z:\SVOASRV\HPCHEM1\BNA P\DATA\BP100419\
Data File : BP000516.D
Acq On : 04 Oct 2019 18:48
Operator : JU
Sample : K5192-01
Misc :
ALS Vial : 10 Sample Multiplier: 1

Instrument :
BNA_P
ClientSampleId :
RO-3-1

Integration Parameters: rteint.p
Integrator: RTE
Smoothing : ON Filtering: 5
Sampling : 1 Min Area: 3 % of largest Peak
Start Thrs: 0.2 Max Peaks: 100
Stop Thrs : 0 Peak Location: TOP

If leading or trailing edge < 100 prefer < Baseline drop else tangent >
Peak separation: 5

Method : Z:\SVOASRV\HPCHEM1\BNA_P\METHODS\8270-BP100119.M
Title : ASP BNA STANDARDS FOR 5 POINT CALIBRATION

35	14.622	2129	2131	2136	rBV2	61477	87850	1.45%	0.161%
36	14.775	2155	2157	2164	rVB2	135796	164396	2.72%	0.301%
37	14.851	2167	2170	2179	rVB2	188155	221129	3.66%	0.404%
38	15.028	2196	2200	2203	rBV	569770	834372	13.79%	1.526%
39	15.122	2213	2216	2225	rVB2	179247	305680	5.05%	0.559%
40	15.328	2248	2251	2258	rVB	330808	436998	7.22%	0.799%
41	15.392	2258	2262	2268	rBV	470131	563807	9.32%	1.031%
42	15.457	2268	2273	2277	rBV	1776435	2245321	37.11%	4.105%
43	15.945	2352	2356	2361	rBV2	156244	235897	3.90%	0.431%
44	16.922	2517	2522	2533	rVB2	233572	459742	7.60%	0.841%
45	17.363	2592	2597	2613	rVB	198374	407645	6.74%	0.745%

Sum of corrected areas: 54691956

LSC Report - Integrated Chromatogram

Data Path : Z:\SVOASRV\HPCHEM1\BNA P\DATA\BP100419\
Data File : BP000516.D
Acq On : 04 Oct 2019 18:48
Operator : JU
Sample : K5192-01
Misc :
ALS Vial : 10 Sample Multiplier: 1

Instrument :
BNA_P
ClientSampleId :
RO-3-1

Quant Method : Z:\SVOASRV\HPCHEM1\BNA_P\METHODS\8270-BP100119.M
Quant Title : ASP BNA STANDARDS FOR 5 POINT CALIBRATION

TIC Library : C:\DATABASE\NIST11.L
TIC Integration Parameters: LSCINT.P

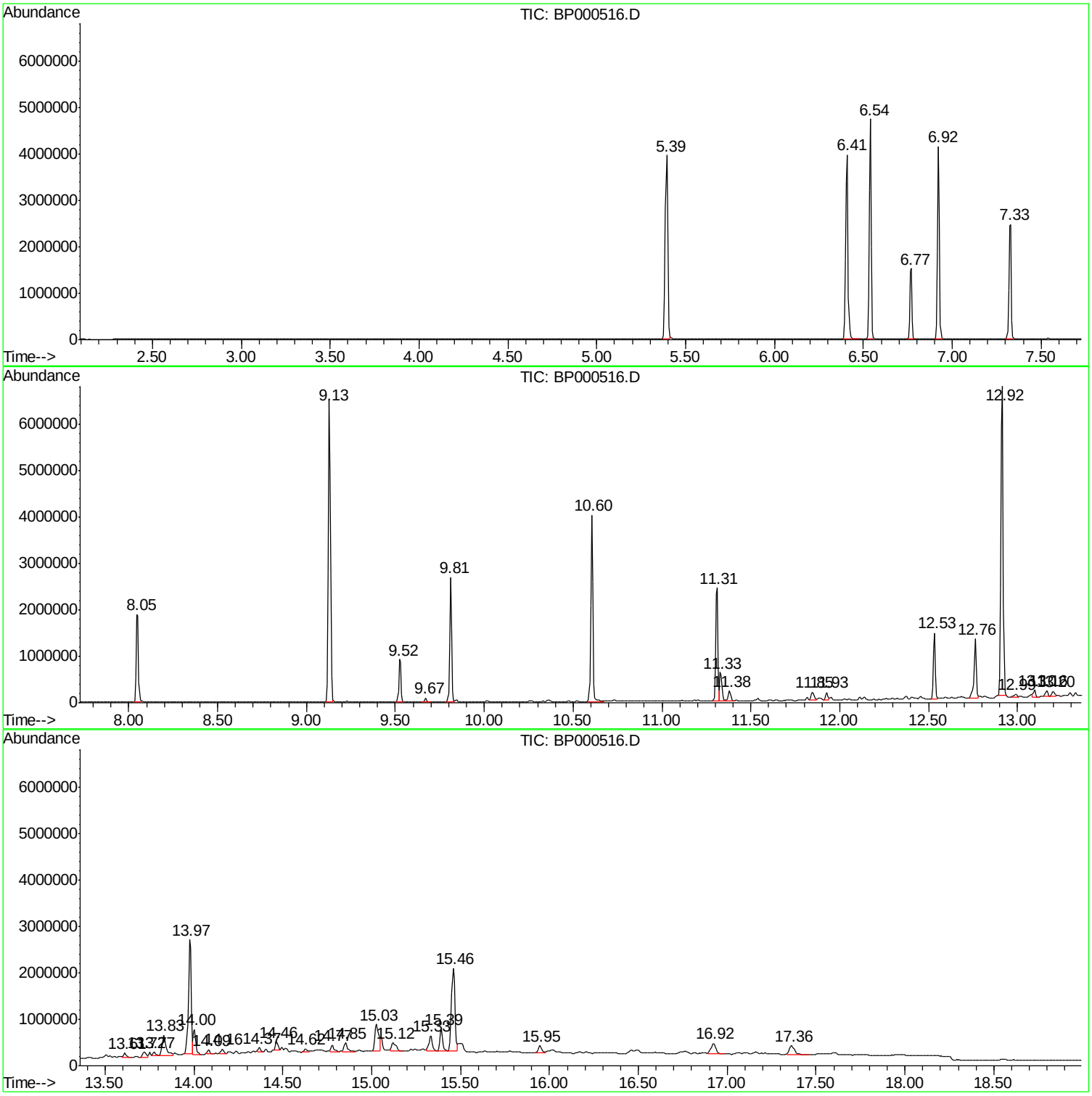

Library Search Compound Report

Data Path : Z:\SVOASRV\HPCHEM1\BNA_P\DATA\BP100419\
Data File : BP000516.D
Acq On : 04 Oct 2019 18:48
Operator : JU
Sample : K5192-01
Misc :
ALS Vial : 10 Sample Multiplier: 1

Instrument :
BNA_P
ClientSampleId :
RO-3-1

Quant Method : Z:\SVOASRV\HPCHEM1\BNA_P\METHODS\8270-BP100119.M
Quant Title : ASP BNA STANDARDS FOR 5 POINT CALIBRATION

TIC Library : C:\DATABASE\NIST11.L
TIC Integration Parameters: LSCINT.P

****

Peak Number 1 unknown6.54 Concentration Rank 1

R.T.	EstConc	Area	Relative to ISTD	R.T.
6.54	58.13 ng	3896930	1,4-Dichlorobenzene-d4	6.77

Hit# of 5	Tentative ID	MW	MolForm	CAS#	Qual
1	3-Chloro-6-fluoro-pyrazine	132	C4H2ClFN2	1000146-10-7	38
2	(E)-3-Chloro-2-methyl-2-pentenal	132	C6H9ClO	031357-76-3	25
3	Tranylcypromine-propionyl	189	C12H15NO	1000123-86-3	16
4	1H-Benzimidazole, 2-methyl-	132	C8H8N2	000615-15-6	12
5	1H-Indazole, 7-methyl-	132	C8H8N2	1000316-00-7	12

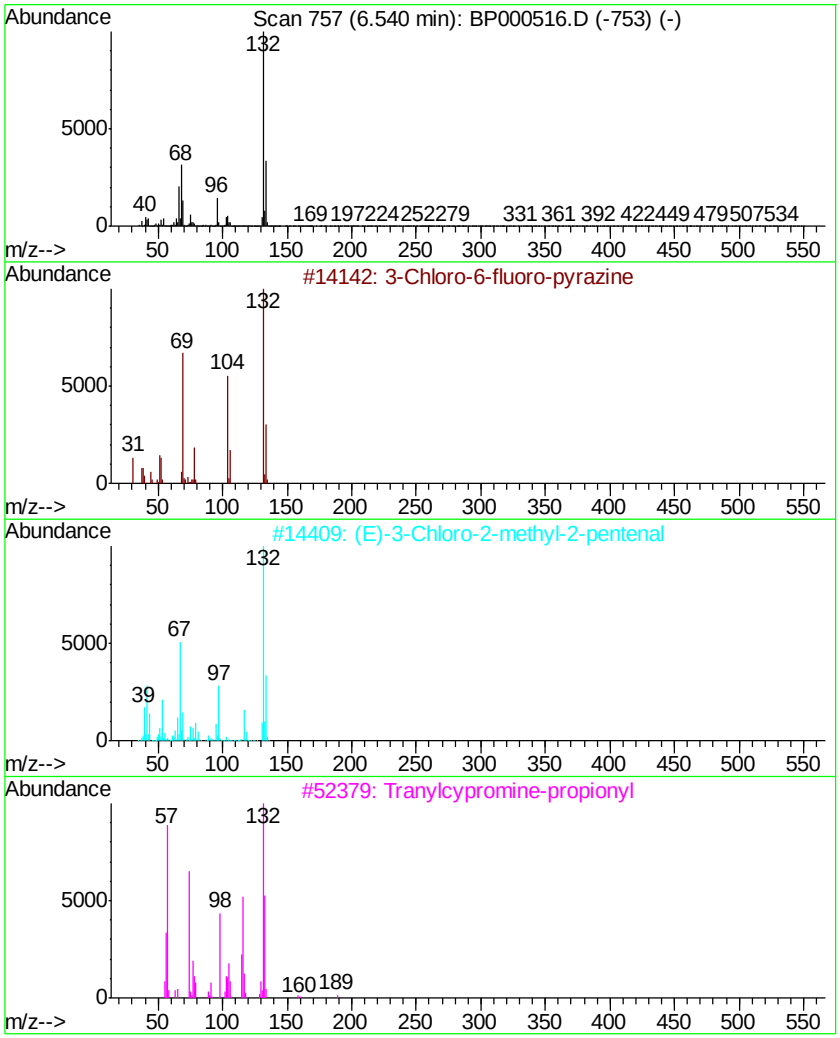

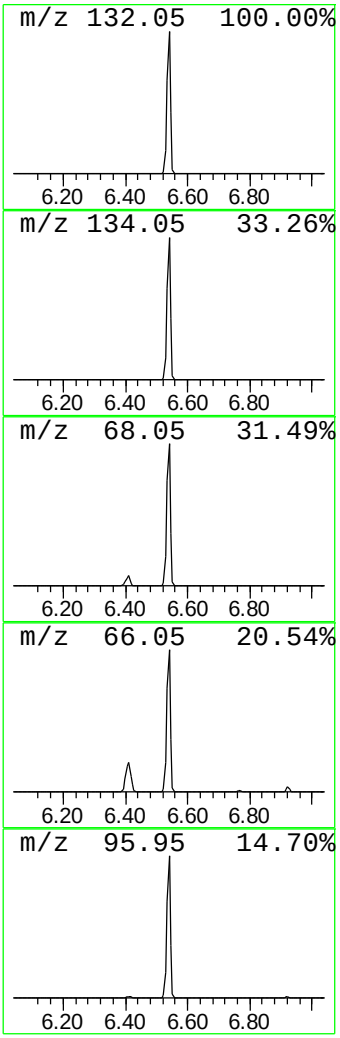

Data Path : Z:\SVOASRV\HPCHEM1\BNA P\DATA\BP100419\
Data File : BP000516.D
Acq On : 04 Oct 2019 18:48
Operator : JU
Sample : K5192-01
Misc :
ALS Vial : 10 Sample Multiplier: 1

Instrument :
BNA_P
ClientSampleId :
RO-3-1

Quant Method : Z:\SVOASRV\HPCHEM1\BNA_P\METHODS\8270-BP100119.M
Quant Title : ASP BNA STANDARDS FOR 5 POINT CALIBRATION

TIC Library : C:\DATABASE\NIST11.L
TIC Integration Parameters: LSCINT.P

****

Peak Number 3 5-Eicosene, (E)- Concentration Rank 3

R.T.	EstConc	Area	Relative to ISTD	R.T.
13.83	4.74 ng	671125	Chrysene-d12	13.98

Hit# of 5	Tentative ID	MW	MolForm	CAS#	Qual
1	5-Eicosene, (E)-	280	C20H40	074685-30-6	99
2	1-Heptacosanol	396	C27H56O	002004-39-9	95
3	n-Tetracosanol-1	354	C24H50O	000506-51-4	94
4	n-Nonadecanol-1	284	C19H40O	001454-84-8	94
5	1-Heneicosanol	312	C21H44O	015594-90-8	94

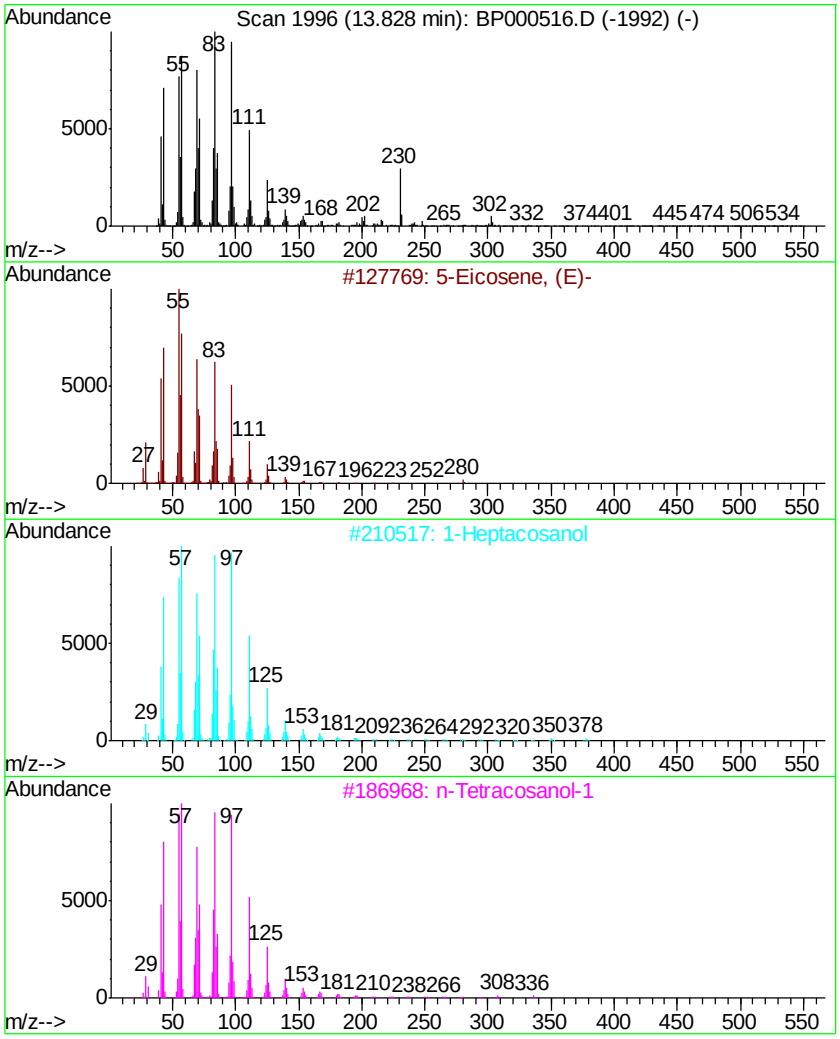

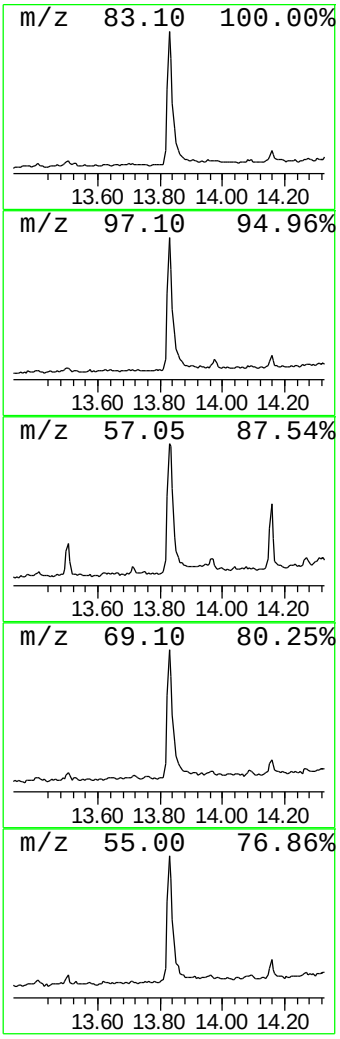

Library Search Compound Report

Data Path : Z:\SVOASRV\HPCHEM1\BNA P\DATA\BP100419\
Data File : BP000516.D
Acq On : 04 Oct 2019 18:48
Operator : JU
Sample : K5192-01
Misc :
ALS Vial : 10 Sample Multiplier: 1

Instrument :
BNA_P
ClientSampleId :
RO-3-1

Quant Method : Z:\SVOASRV\HPCHEM1\BNA_P\METHODS\8270-BP100119.M
Quant Title : ASP BNA STANDARDS FOR 5 POINT CALIBRATION

TIC Library : C:\DATABASE\NIST11.L
TIC Integration Parameters: LSCINT.P

****

Peak Number 4 Octacosane Concentration Rank 5

R.T.	EstConc	Area	Relative to ISTD	R.T.
15.12	2.72 ng	305680	Perylene-d12	15.46

Hit# of 5	Tentative ID	MW	MolForm	CAS#	Qual
1	Hexadecane	226	C16H34	000544-76-3	95
2	Octacosane	394	C28H58	000630-02-4	94
3	Tetracosane	338	C24H50	000646-31-1	87
4	Eicosane	282	C20H42	000112-95-8	87
5	Heneicosane	296	C21H44	000629-94-7	86

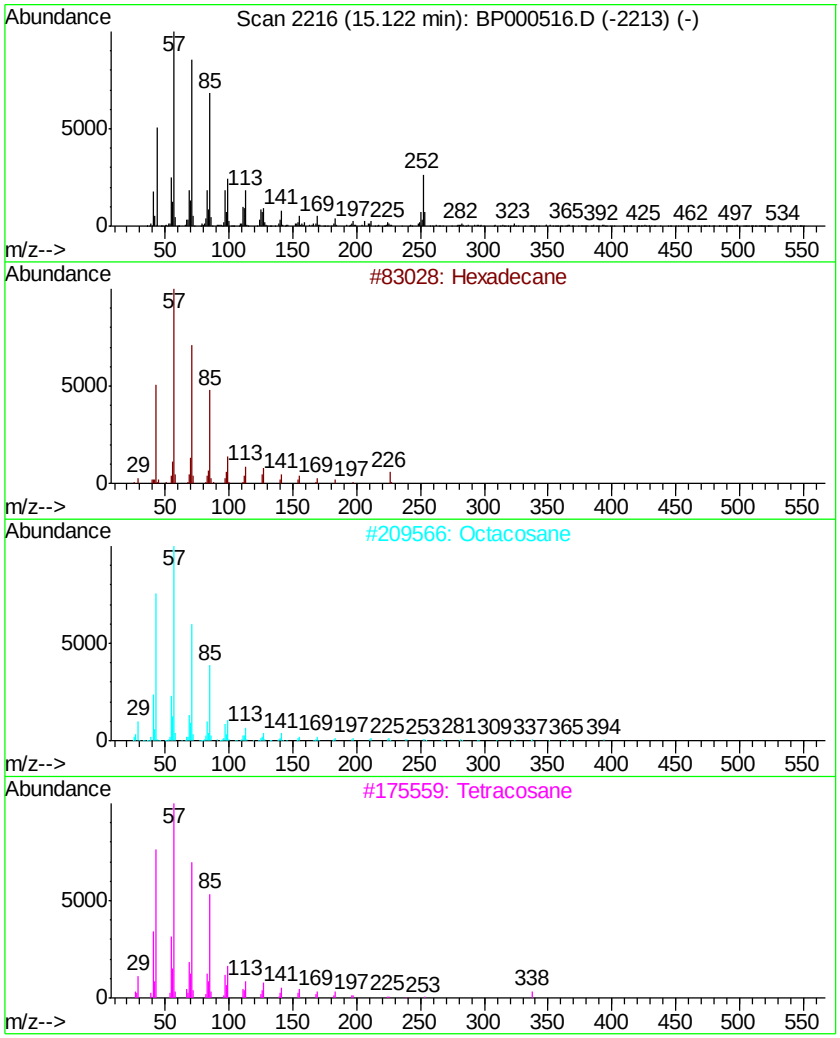

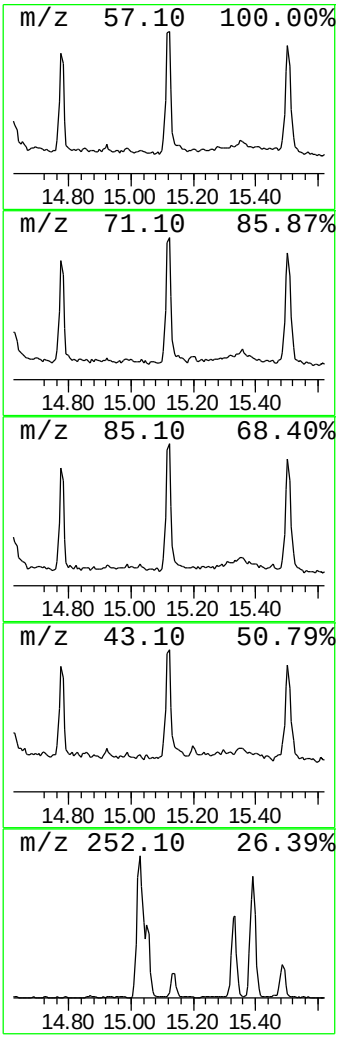

Library Search Compound Report

Data Path : Z:\SVOASRV\HPCHEM1\BNA P\DATA\BP100419\
Data File : BP000516.D
Acq On : 04 Oct 2019 18:48
Operator : JU
Sample : K5192-01
Misc :
ALS Vial : 10 Sample Multiplier: 1

Instrument :
BNA_P
ClientSampleId :
RO-3-1

Quant Method : Z:\SVOASRV\HPCHEM1\BNA_P\METHODS\8270-BP100119.M
Quant Title : ASP BNA STANDARDS FOR 5 POINT CALIBRATION

TIC Library : C:\DATABASE\NIST11.L
TIC Integration Parameters: LSCINT.P

****

Peak Number 5 Benzo[e]pyrene Concentration Rank 4

R.T.	EstConc	Area	Relative to ISTD	R.T.
15.33	3.89 ng	436998	Perylene-d12	15.46

Hit# of 5	Tentative ID	MW	MolForm	CAS#	Qual
1	Benzo[e]pyrene	252	C20H12	000192-97-2	99
2	Benz[e]acephenanthrylene	252	C20H12	000205-99-2	93
3	Benzo[a]pyrene	252	C20H12	000050-32-8	93
4	Perylene	252	C20H12	000198-55-0	93
5	Benzo[k]fluoranthene	252	C20H12	000207-08-9	76

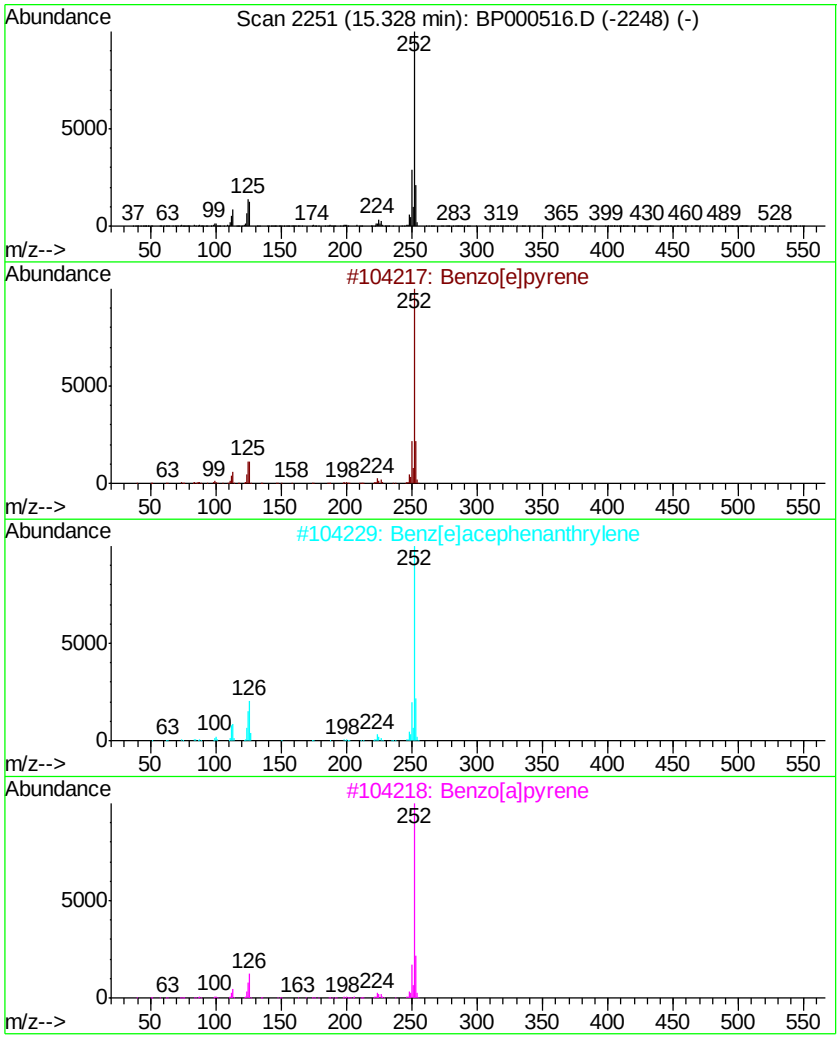

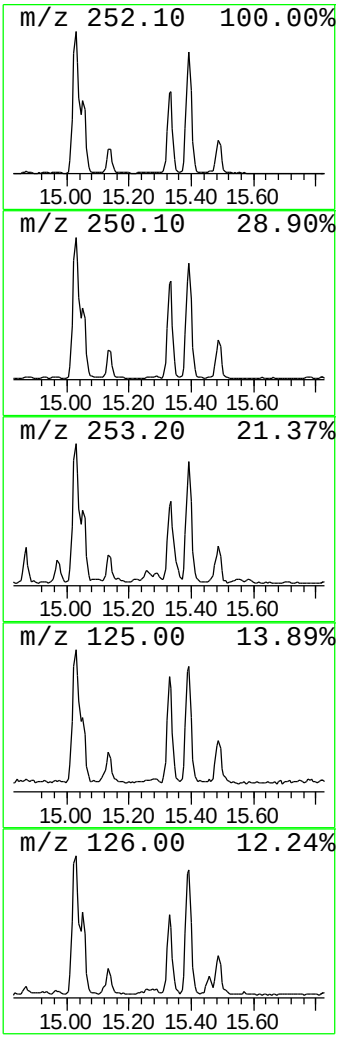

Library Search Compound Report

Data Path : Z:\SVOASRV\HPCHEM1\BNA P\DATA\BP100419\
Data File : BP000516.D
Acq On : 04 Oct 2019 18:48
Operator : JU
Sample : K5192-01
Misc :
ALS Vial : 10 Sample Multiplier: 1

Instrument :
BNA_P
ClientSampleId :
RO-3-1

Quant Method : Z:\SVOASRV\HPCHEM1\BNA_P\METHODS\8270-BP100119.M
Quant Title : ASP BNA STANDARDS FOR 5 POINT CALIBRATION

TIC Library : C:\DATABASE\NIST11.L
TIC Integration Parameters: LSCINT.P

****
Peak Number 6 Hexadecane Concentration Rank 6

R.T.	EstConc	Area	Relative to ISTD	R.T.
15.95	2.10 ng	235897	Perylene-d12	15.46

Hit# of 5	Tentative ID	MW	MolForm	CAS#	Qual
1	Hexadecane	226	C16H34	000544-76-3	91
2	Hentriacontane	437	C31H64	000630-04-6	90
3	Hexacosane	366	C26H54	000630-01-3	90
4	Heneicosane	296	C21H44	000629-94-7	90
5	Triacontane	422	C30H62	000638-68-6	90

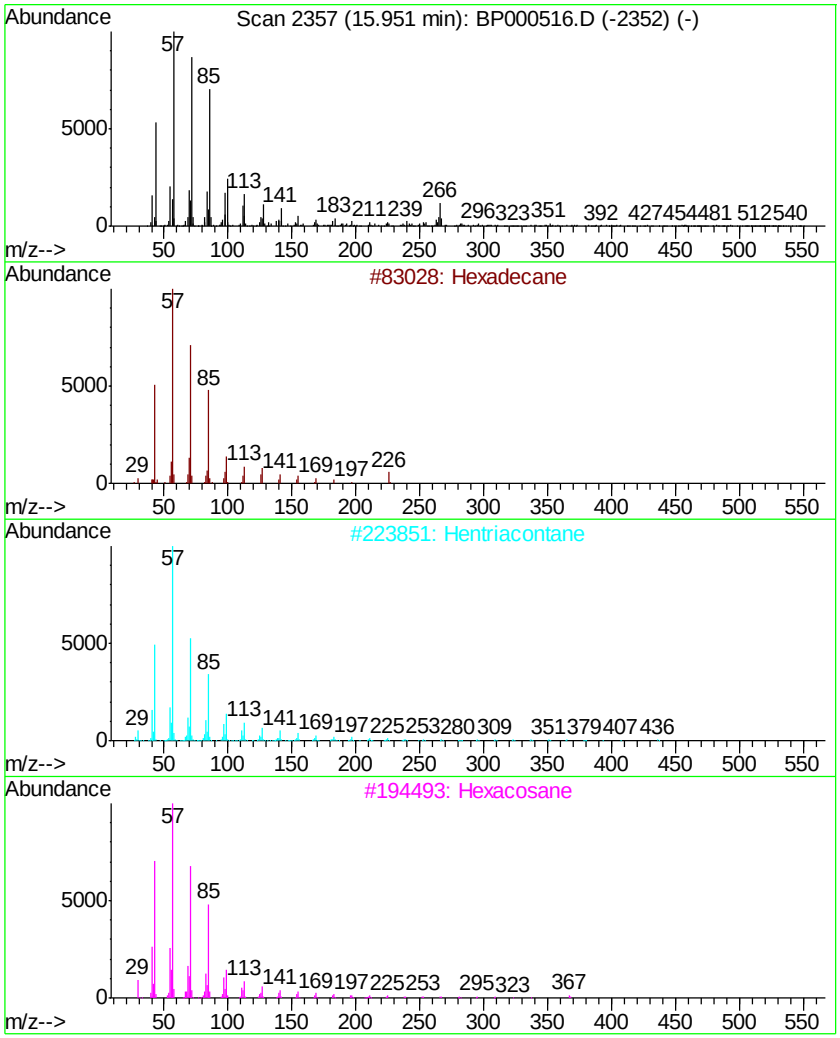

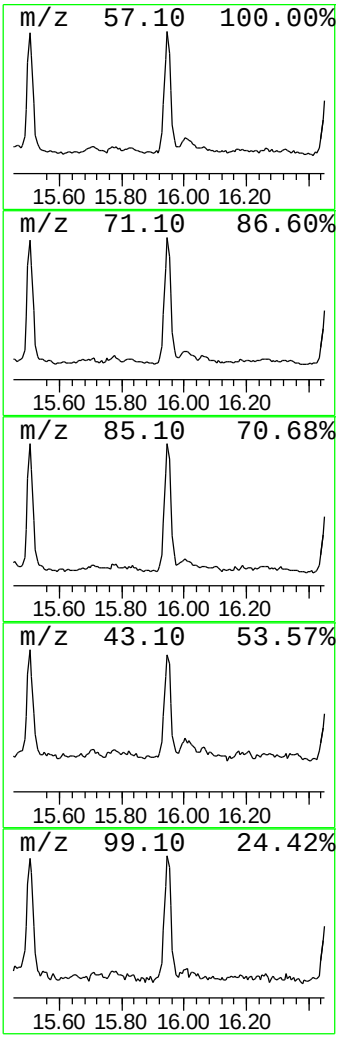

Tentatively Identified Compound (LSC) summary

Data Path : Z:\SVOASRV\HPCHEM1\BNA_P\DATA\BP100419\
Data File : BP000516.D
Acq On : 04 Oct 2019 18:48
Operator : JU
Sample : K5192-01
Misc :
ALS Vial : 10 Sample Multiplier: 1

Instrument :
BNA_P
ClientSampleId :
RO-3-1

Quant Method : Z:\SVOASRV\HPCHEM1\BNA_P\METHODS\8270-BP100119.M
Quant Title : ASP BNA STANDARDS FOR 5 POINT CALIBRATION

TIC Library : C:\DATABASE\NIST11.L
TIC Integration Parameters: LSCINT.P

TIC Top Hit name	RT	EstConc	Units	Response	Internal Standard #	RT	Resp	Conc
unknown6.54	6.54	58.1	ng	3896930	1	6.77	1340720	20.0
5-Eicosene, (E)-	13.83	4.7	ng	671125	5	13.98	2834300	20.0
Octacosane	15.12	2.7	ng	305680	6	15.46	2245320	20.0
Benzo[e]pyrene	15.33	3.9	ng	436998	6	15.46	2245320	20.0
Hexadecane	15.95	2.1	ng	235897	6	15.46	2245320	20.0