

Data Path : Z:\SVOASRV\HPCHEM1\BNA P\DATA\BP101319\
 Data File : BP000674.D
 Acq On : 12 Oct 2019 17:57
 Operator : JU
 Sample : PB123900BS
 Misc :
 ALS Vial : 3 Sample Multiplier: 1

Instrument :
 BNA_P
 ClientSampleId :

Quant Time: Oct 14 04:35:07 2019
 Quant Method : Z:\SVOASRV\HPCHEM1\BNA P\METHODS\8270-BP100119.M
 Quant Title : ASP BNA STANDARDS FOR 5 POINT CALIBRATION
 QLast Update : Tue Oct 01 18:03:42 2019
 Response via : Initial Calibration

Internal Standards	R.T.	QIon	Response	Conc	Units	Dev(Min)
1) 1,4-Dichlorobenzene-d4	6.75	152	210944	20.00	ng	-0.02
21) Naphthalene-d8	8.03	136	806053	20.00	ng	-0.02
39) Acenaphthene-d10	9.80	164	454553	20.00	ng	-0.02
64) Phenanthrene-d10	11.30	188	838864	20.00	ng	-0.01
76) Chrysene-d12	13.97	240	682508	20.00	ng	0.00
87) Perylene-d12	15.45	264	759302	20.00	ng	-0.01

System Monitoring Compounds

5) 2-Fluorophenol	5.38	112	1348890	102.79	ng	-0.02
7) Phenol-d6	6.39	99	1660015	104.97	ng	-0.02
23) Nitrobenzene-d5	7.31	82	793226	60.10	ng	-0.02
42) 2,4,6-Tribromophenol	10.60	330	508784	105.04	ng	-0.01
45) 2-Fluorobiphenyl	9.12	172	1770401	63.02	ng	-0.02
79) Terphenyl-d14	12.90	244	2128248	63.14	ng	-0.01

Target Compounds

Target Compounds	R.T.	QIon	Response	Conc	Units	Qvalue
2) 1,4-Dioxane	2.49	88	209459	39.970	ng	99
3) Pyridine	3.23	79	516566	36.078	ng	100
4) n-Nitrosodimethylamine	3.16	42	160040	39.722	ng	99
6) Aniline	6.41	93	613974	31.958	ng	# 86
8) 2-Chlorophenol	6.54	128	537829	41.527	ng	97
9) Benzaldehyde	6.29	77	332010	40.307	ng	99
10) Phenol	6.40	94	658932	40.697	ng	92
11) bis(2-Chloroethyl)ether	6.49	93	503758	40.440	ng	98
12) 1,3-Dichlorobenzene	6.69	146	606114	38.607	ng	97
13) 1,4-Dichlorobenzene	6.77	146	619239	39.198	ng	97
14) 1,2-Dichlorobenzene	6.92	146	582263	39.921	ng	99
15) Benzyl Alcohol	6.89	79	414449	40.582	ng	99
16) 2,2'-oxybis(1-Chloropropan	7.03	45	452497	39.381	ng	99
17) 2-Methylphenol	7.01	107	438410	40.959	ng	98
18) Hexachloroethane	7.26	117	212737	37.837	ng	98
19) n-Nitroso-di-n-propylamine	7.16	70	298292	40.923	ng	98
20) 3+4-Methylphenols	7.16	107	541837	43.262	ng	# 78
22) Acetophenone	7.16	105	714746	38.375	ng	# 98
24) Nitrobenzene	7.33	77	505982	39.751	ng	97
25) Isophorone	7.57	82	947400	40.447	ng	97
26) 2-Nitrophenol	7.65	139	282720	42.236	ng	98
27) 2,4-Dimethylphenol	7.69	122	474743	46.267	ng	99
28) bis(2-Chloroethoxy)methane	7.78	93	628275	39.470	ng	99
29) 2,4-Dichlorophenol	7.89	162	478019	41.202	ng	97
30) 1,2,4-Trichlorobenzene	7.98	180	526592	38.647	ng	99
31) Naphthalene	8.06	128	1545998	41.067	ng	99
32) Benzoic acid	7.81	122	220903	34.095	ng	99
33) 4-Chloroaniline	8.10	127	434225	26.270	ng	100
34) Hexachlorobutadiene	8.18	225	304854	37.022	ng	97
35) Caprolactam	8.46	113	105598	27.175	ng	98
36) 4-Chloro-3-methylphenol	8.60	107	467760	41.165	ng	96
37) 2-Methylnaphthalene	8.75	142	1077138	42.622	ng	99
38) 1-Methylnaphthalene	8.85	142	1001796	41.953	ng	98
40) 1,2,4,5-Tetrachlorobenzene	8.92	216	529102	36.776	ng	99

Data Path : Z:\SVOASRV\HPCHEM1\BNA P\DATA\BP101319\
 Data File : BP000674.D
 Acq On : 12 Oct 2019 17:57
 Operator : JU
 Sample : PB123900BS
 Misc :
 ALS Vial : 3 Sample Multiplier: 1

Instrument :
 BNA_P
 ClientSampled :

Quant Time: Oct 14 04:35:07 2019
 Quant Method : Z:\SVOASRV\HPCHEM1\BNA P\METHODS\8270-BP100119.M
 Quant Title : ASP BNA STANDARDS FOR 5 POINT CALIBRATION
 QLast Update : Tue Oct 01 18:03:42 2019
 Response via : Initial Calibration

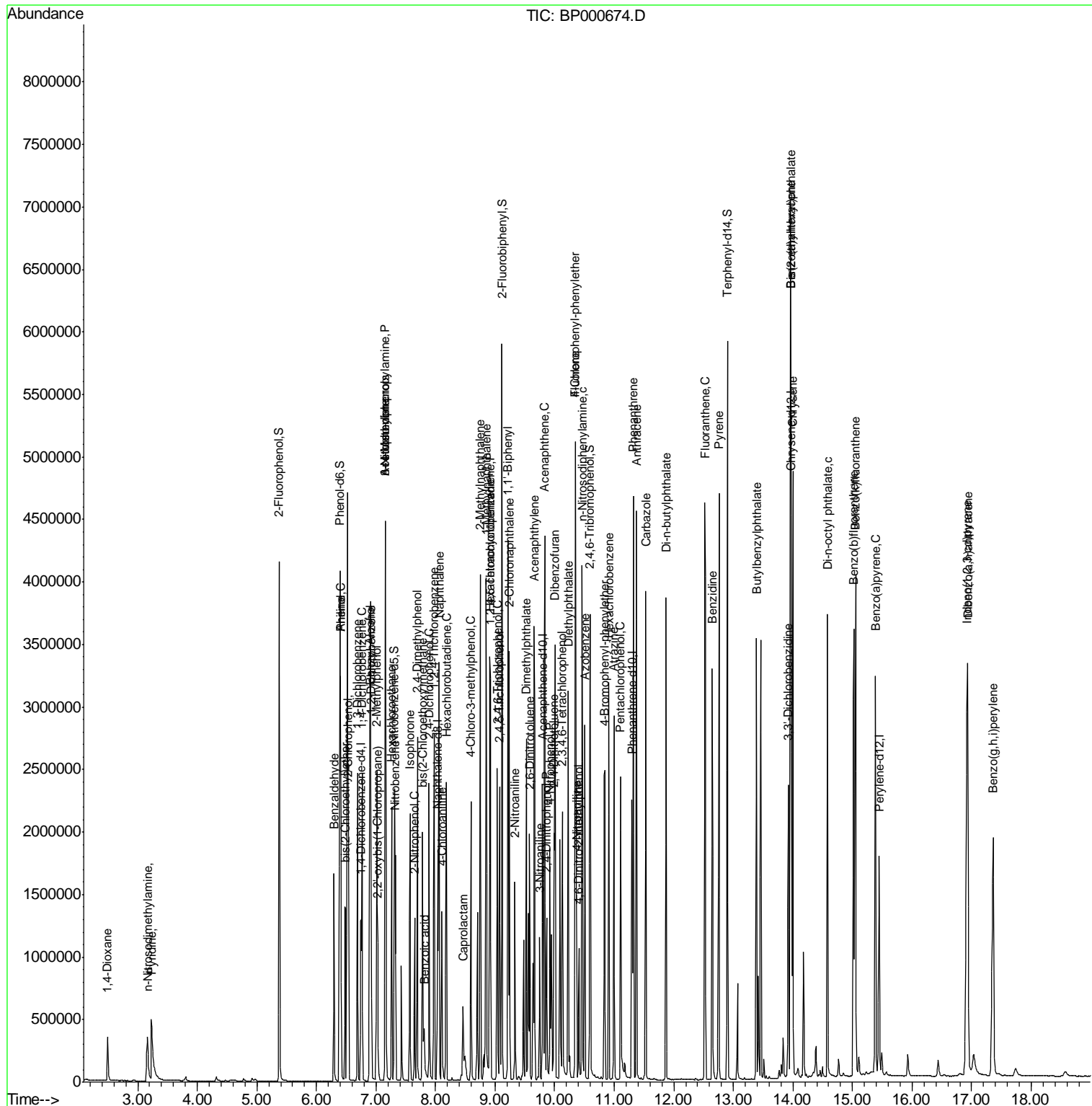
Internal Standards	R.T.	QIon	Response	Conc	Units	Dev(Min)
41) Hexachlorocyclopentadiene	8.91	237	364170	64.765	ng	100
43) 2,4,6-Trichlorophenol	9.03	196	328515	37.093	ng	98
44) 2,4,5-Trichlorophenol	9.08	196	355900	38.921	ng	99
46) 1,1'-Biphenyl	9.22	154	1304816	38.029	ng	99
47) 2-Chloronaphthalene	9.24	162	1017384	38.347	ng	98
48) 2-Nitroaniline	9.33	65	244950	38.135	ng	99
49) Acenaphthylene	9.66	152	1599932	39.971	ng	99
50) Dimethylphthalate	9.52	163	1198440	37.944	ng	100
51) 2,6-Dinitrotoluene	9.58	165	269551	39.135	ng	97
52) Acenaphthene	9.83	154	922233	37.982	ng	99
53) 3-Nitroaniline	9.75	138	195698	24.797	ng	98
54) 2,4-Dinitrophenol	9.86	184	180919	78.718	ng	98
55) Dibenzofuran	10.00	168	1448154	39.898	ng	100
56) 4-Nitrophenol	9.93	139	384749	76.360	ng	90
57) 2,4-Dinitrotoluene	9.99	165	357293	39.124	ng	95
58) Fluorene	10.35	166	1089919	42.133	ng	99
59) 2,3,4,6-Tetrachlorophenol	10.13	232	308670	39.932	ng	98
60) Diethylphthalate	10.23	149	1151580	38.409	ng	99
61) 4-Chlorophenyl-phenylether	10.35	204	566360	40.714	ng	99
62) 4-Nitroaniline	10.37	138	283891	37.402	ng	96
63) Azobenzene	10.50	77	989167	42.971	ng	99
65) 4,6-Dinitro-2-methylphenol	10.40	198	152836	41.100	ng	97
66) n-Nitrosodiphenylamine	10.46	169	1001262	40.981	ng	97
67) 4-Bromophenyl-phenylether	10.84	248	359324	38.053	ng	97
68) Hexachlorobenzene	10.91	284	390102	36.354	ng	98
69) Atrazine	11.00	200	358935	44.768	ng	99
70) Pentachlorophenol	11.10	266	335435	77.829	ng	96
71) Phenanthrene	11.32	178	1687733	40.060	ng	99
72) Anthracene	11.37	178	1739146	41.633	ng	100
73) Carbazole	11.53	167	1572458	40.608	ng	98
74) Di-n-butylphthalate	11.87	149	1865063	39.538	ng	100
75) Fluoranthene	12.52	202	1873508	39.595	ng	98
77) Benzidine	12.65	184	1171492	59.275	ng	100
78) Pyrene	12.76	202	1911022	40.598	ng	99
80) Butylbenzylphthalate	13.39	149	801143	39.057	ng	100
81) Benzo(a)anthracene	13.96	228	1659375	39.848	ng	98
82) 3,3'-Dichlorobenzidine	13.92	252	462837	27.982	ng	98
83) Chrysene	14.00	228	1628797	39.851	ng	100
84) Bis(2-ethylhexyl)phthalate	13.96	149	1034449	40.098	ng	97
85) Di-n-octyl phthalate	14.58	149	1909060	40.827	ng	100
86) Indeno(1,2,3-cd)pyrene	16.92	276	1899789	37.211	ng	99
88) Benzo(b)fluoranthene	15.02	252	1692295	39.285	ng	98
89) Benzo(k)fluoranthene	15.05	252	1696313	41.362	ng	98
90) Benzo(a)pyrene	15.39	252	1563881	38.945	ng	98
91) Dibenzo(a,h)anthracene	16.93	278	1574553	40.429	ng	99
92) Benzo(g,h,i)perylene	17.36	276	1603515	40.518	ng	99

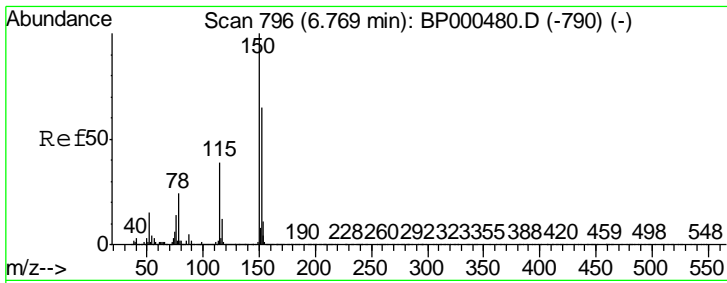
(#) = qualifier out of range (m) = manual integration (+) = signals summed

Data Path : Z:\SVOASRV\HPCHEM1\BNA P\DATA\BP101319\
 Data File : BP000674.D
 Acq On : 12 Oct 2019 17:57
 Operator : JU
 Sample : PB123900BS
 Misc :
 ALS Vial : 3 Sample Multiplier: 1

Instrument :
 BNA_P
 Client Sampled :

Quant Time: Oct 14 04:35:07 2019
 Quant Method : Z:\SVOASRV\HPCHEM1\BNA P\METHODS\8270-BP100119.M
 Quant Title : ASP BNA STANDARDS FOR 5 POINT CALIBRATION
 QLast Update : Tue Oct 01 18:03:42 2019
 Response via : Initial Calibration

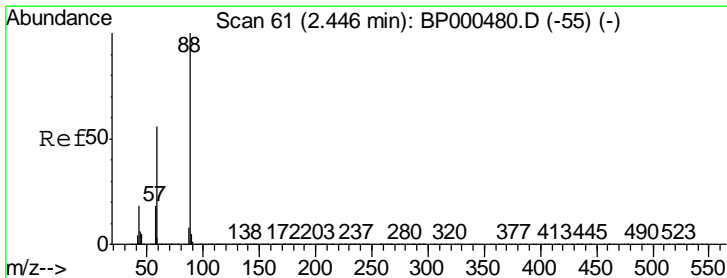
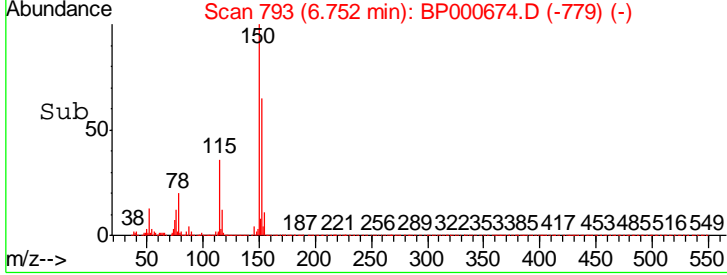
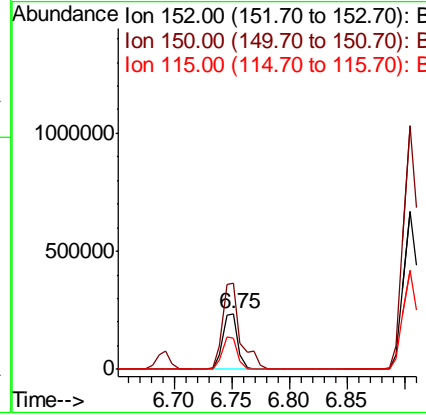
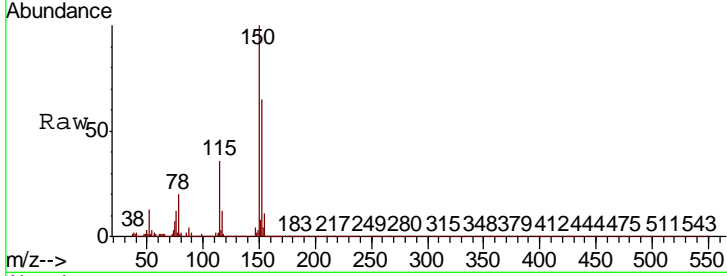




#1
 1,4-Dichlorobenzene-d4
 Concen: 20.000 ng
 RT: 6.75 min Scan# 793
 Delta R.T. -0.02 min
 Lab File: BP000674.D
 Acq: 12 Oct 2019 17:57

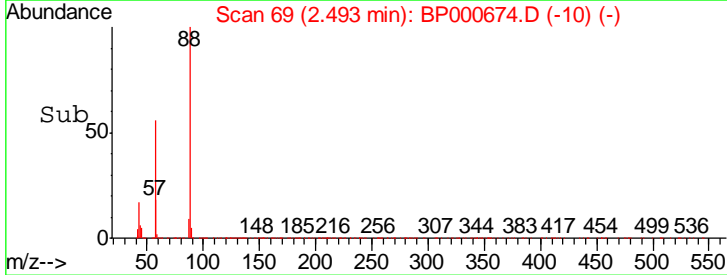
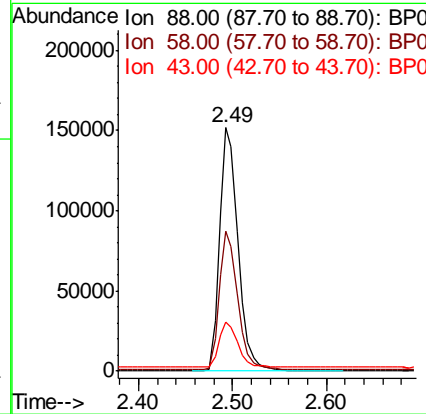
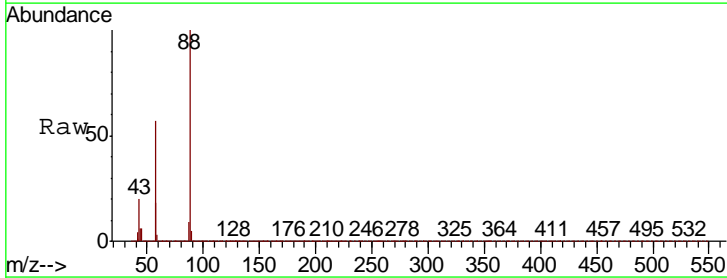
Instrument :
 BNA_P
 ClientSampled :

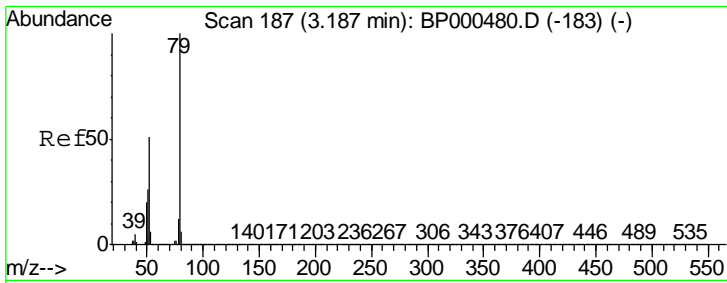
Tgt Ion	Resp	Lower	Upper
152	100		
150	154.2	124.1	186.1
115	55.6	48.7	73.1



#2
 1,4-Dioxane
 Concen: 39.970 ng
 RT: 2.49 min Scan# 69
 Delta R.T. 0.05 min
 Lab File: BP000674.D
 Acq: 12 Oct 2019 17:57

Tgt Ion	Resp	Lower	Upper
88	100		
58	56.5	45.3	67.9
43	18.9	14.5	21.7



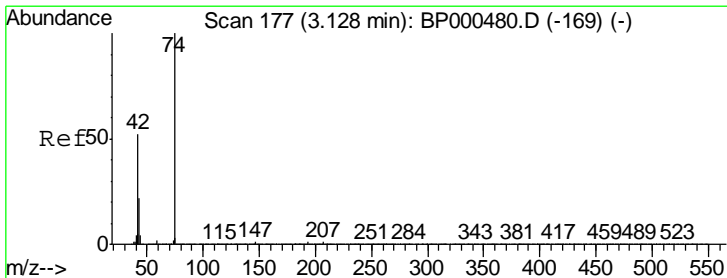
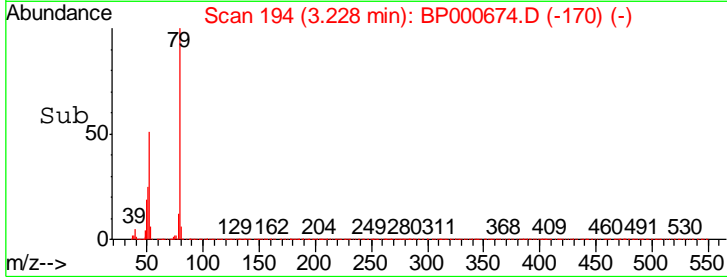
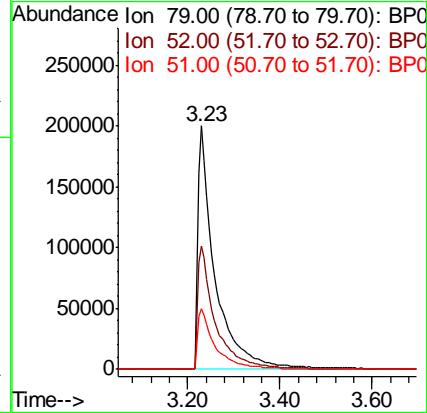
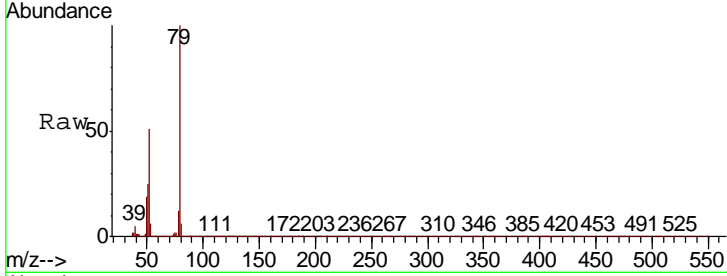


#3
 Pyridine
 Concen: 36.078 ng
 RT: 3.23 min Scan# 194
 Delta R.T. 0.04 min
 Lab File: BP000674.D
 Acq: 12 Oct 2019 17:57

Instrument :
 BNA_P
 ClientSampled :

Tgt Ion: 79 Resp: 516566

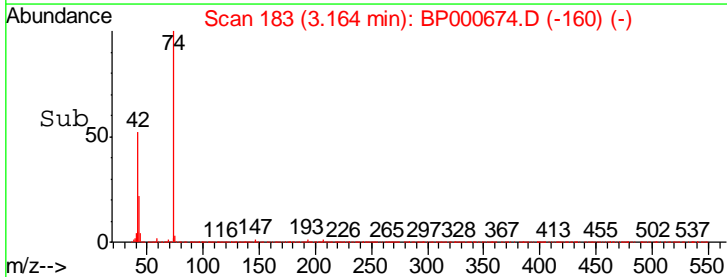
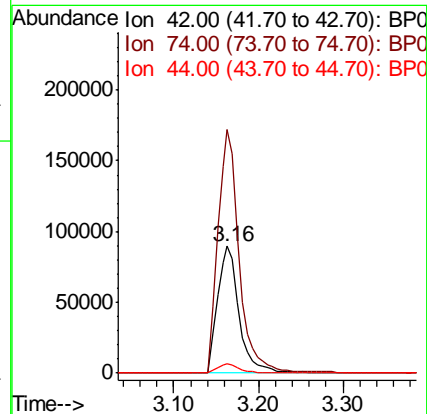

Ion	Ratio	Lower	Upper
79	100		
52	50.8	40.7	61.1
51	25.1	20.5	30.7

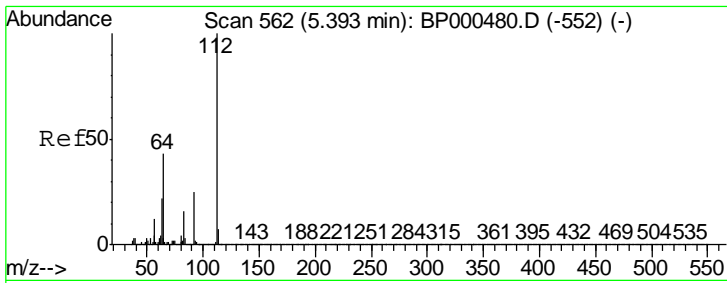


#4
 n-Nitrosodimethylamine
 Concen: 39.722 ng
 RT: 3.16 min Scan# 183
 Delta R.T. 0.04 min
 Lab File: BP000674.D
 Acq: 12 Oct 2019 17:57

Tgt Ion: 42 Resp: 160040

Ion	Ratio	Lower	Upper
42	100		
74	191.8	152.4	228.6
44	7.2	5.6	8.4



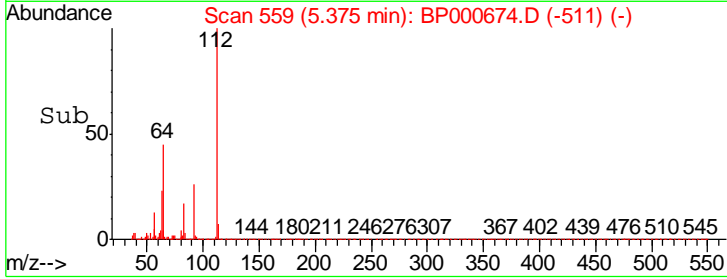
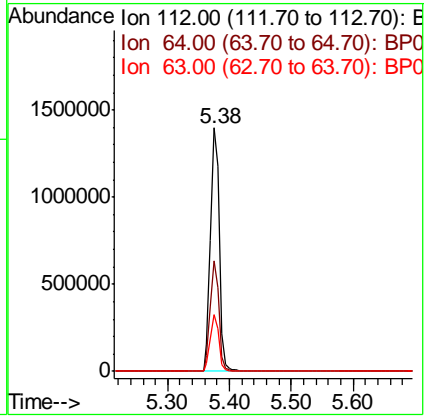
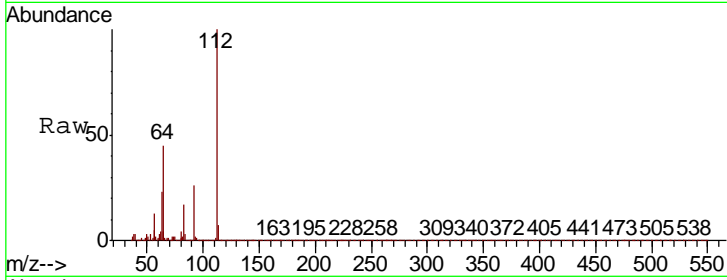


#5
 2-Fluorophenol
 Concen: 102.789 ng
 RT: 5.38 min Scan# 559
 Delta R.T. -0.02 min
 Lab File: BP000674.D
 Acq: 12 Oct 2019 17:57

Instrument :
 BNA_P
 ClientSampled :

Tgt Ion: 112 Resp: 1348890

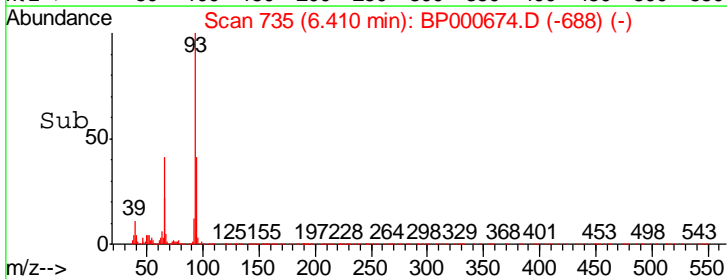

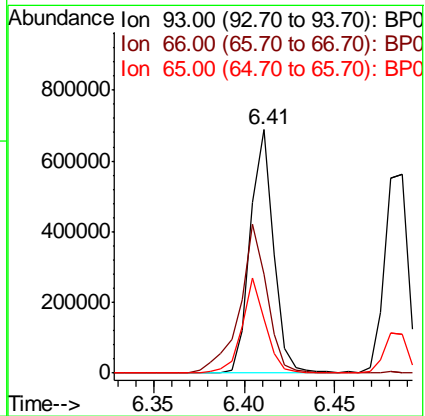
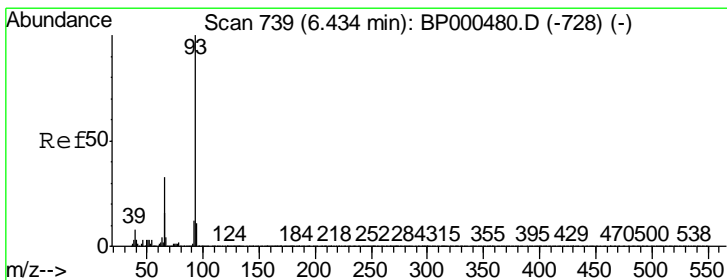
Ion	Ratio	Lower	Upper
112	100		
64	45.4	34.2	51.4
63	23.2	17.9	26.9

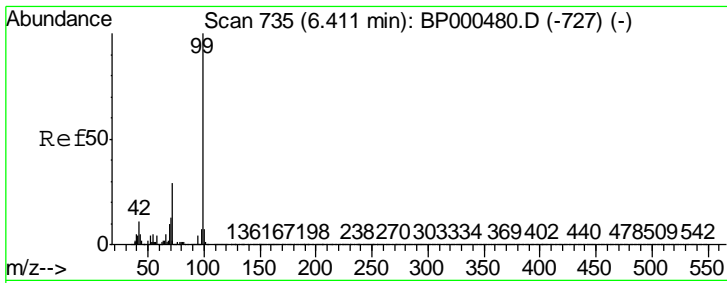


#6
 Aniline
 Concen: 31.958 ng
 RT: 6.41 min Scan# 735
 Delta R.T. -0.02 min
 Lab File: BP000674.D
 Acq: 12 Oct 2019 17:57

Tgt Ion: 93 Resp: 613974

Ion	Ratio	Lower	Upper
93	100		
66	40.8	26.3	39.5#
65	22.3	13.2	19.8#

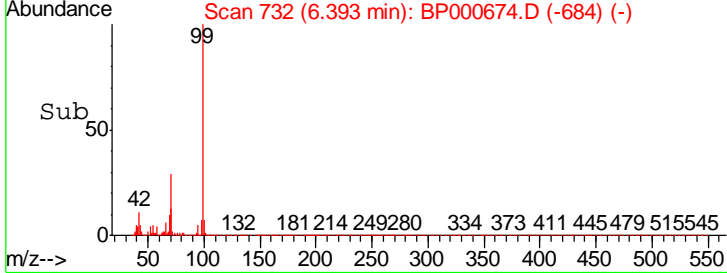
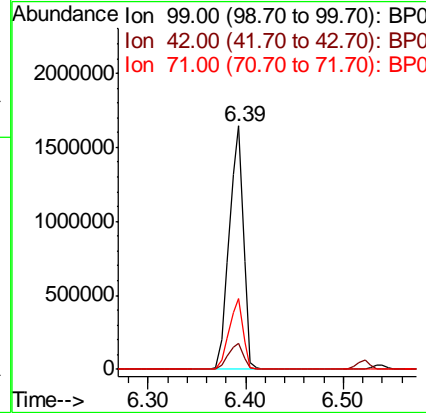





#7
 Phenol-d6
 Concen: 104.973 ng
 RT: 6.39 min Scan# 732
 Delta R.T. -0.02 min
 Lab File: BP000674.D
 Acq: 12 Oct 2019 17:57

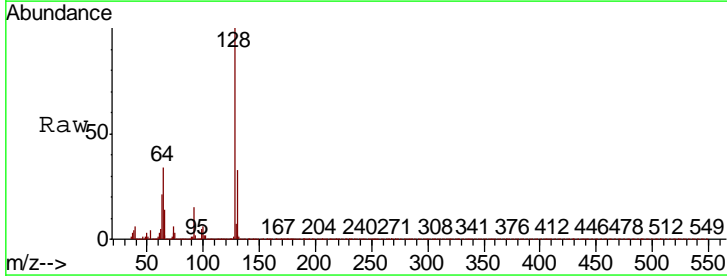
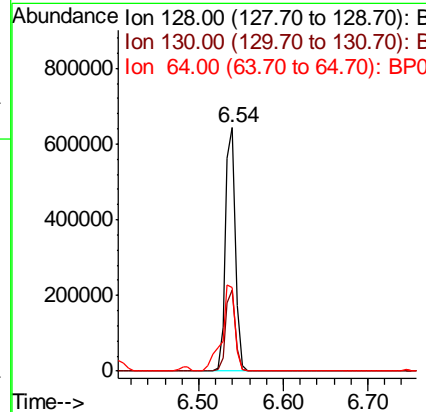
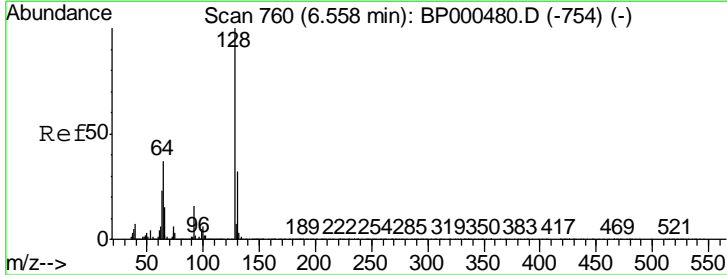
Instrument :
 BNA_P
 ClientSampled :

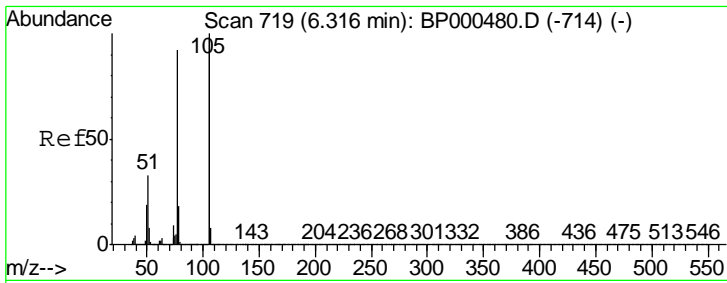
Tgt Ion	Resp	Lower	Upper
99	1660015		
42	10.7	8.6	12.8
71	29.0	23.0	34.4



#8
 2-Chlorophenol
 Concen: 41.527 ng
 RT: 6.54 min Scan# 757
 Delta R.T. -0.02 min
 Lab File: BP000674.D
 Acq: 12 Oct 2019 17:57

Tgt Ion	Resp	Lower	Upper
128	537829		
130	33.1	12.2	52.2
64	34.3	17.2	57.2

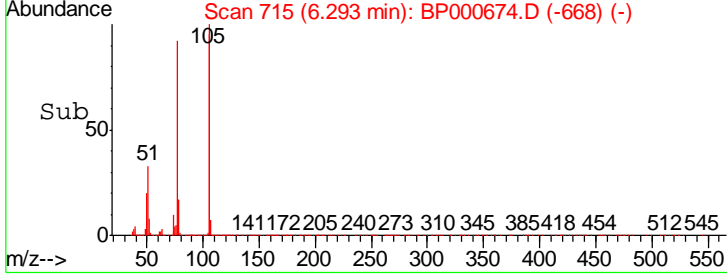
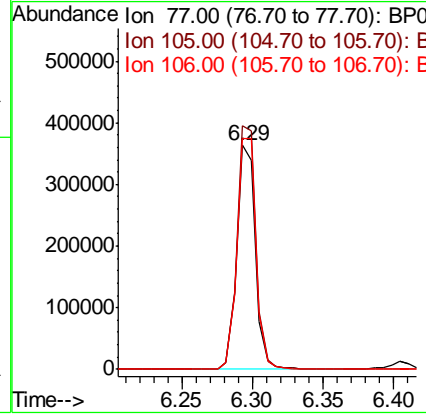
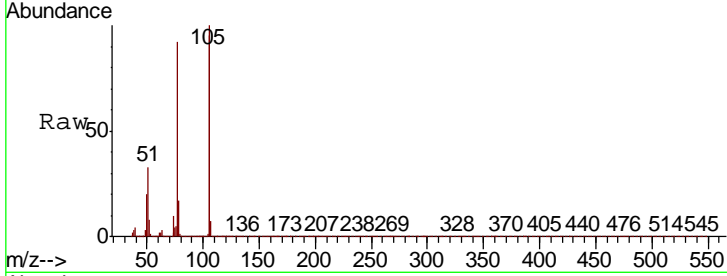




#9
Benzaldehyde
Concen: 40.307 ng
RT: 6.29 min Scan# 715
Delta R.T. -0.02 min
Lab File: BP000674.D
Acq: 12 Oct 2019 17:57

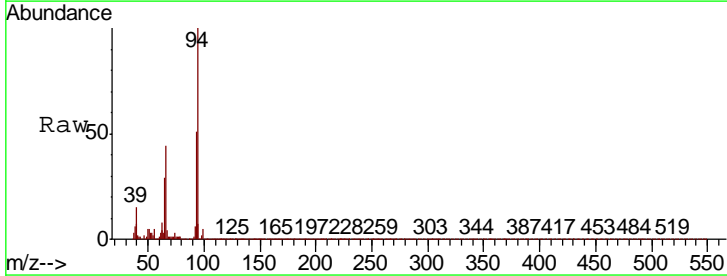
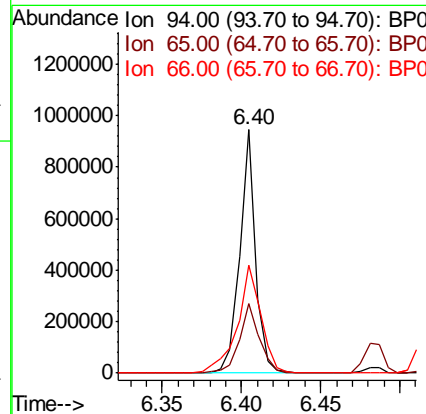
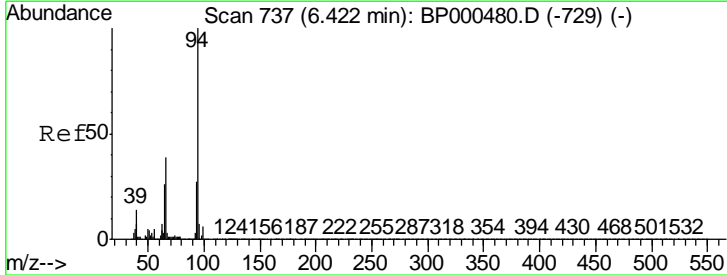
Instrument :
BNA_P
ClientSampled :

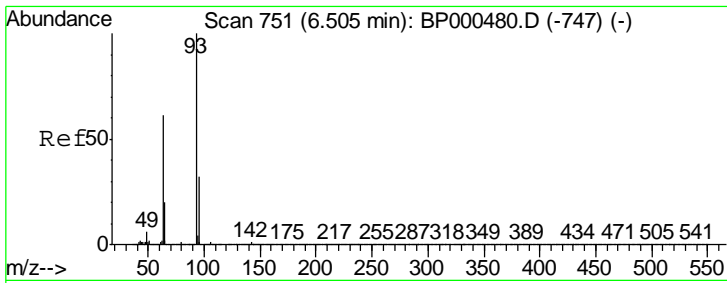
Tgt Ion	Resp	Lower	Upper
77	100		
105	108.7	88.3	128.3
106	103.2	85.7	125.7



#10
Phenol
Concen: 40.697 ng
RT: 6.40 min Scan# 734
Delta R.T. -0.02 min
Lab File: BP000674.D
Acq: 12 Oct 2019 17:57

Tgt Ion	Resp	Lower	Upper
94	100		
65	28.6	5.9	45.9
66	44.5	18.8	58.8

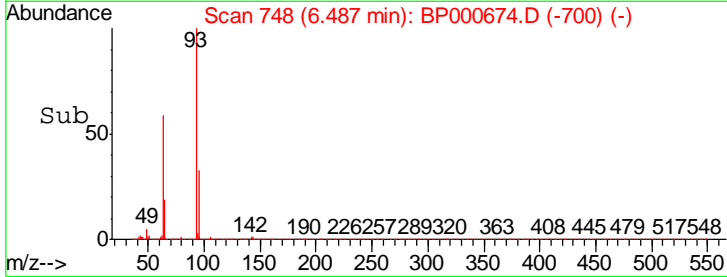
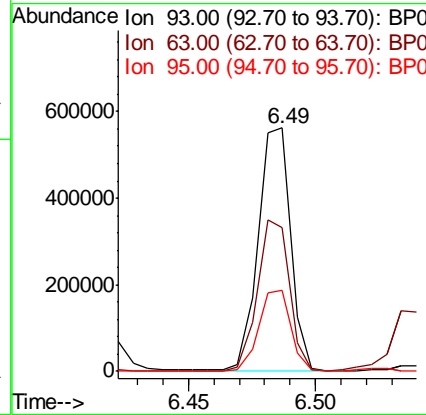





#11
 bis(2-Chloroethyl)ether
 Concen: 40.440 ng
 RT: 6.49 min Scan# 748
 Delta R.T. -0.02 min
 Lab File: BP000674.D
 Acq: 12 Oct 2019 17:57

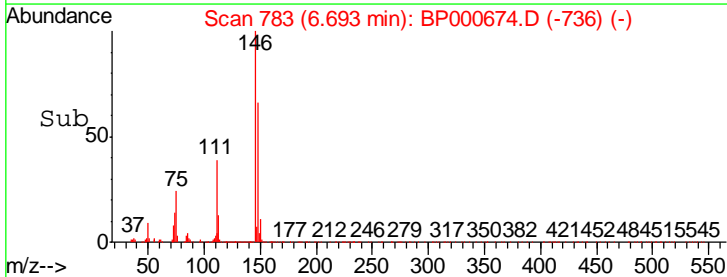
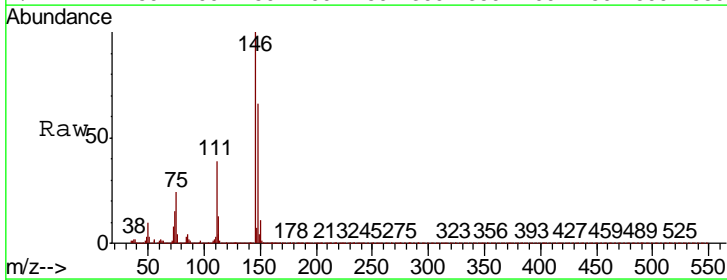
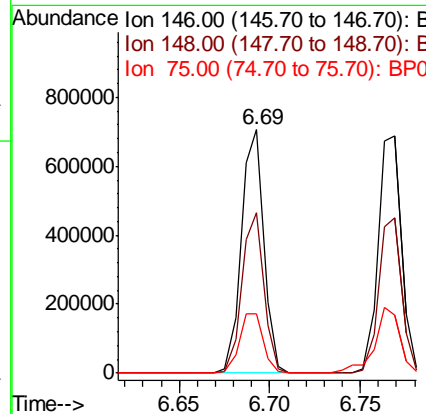
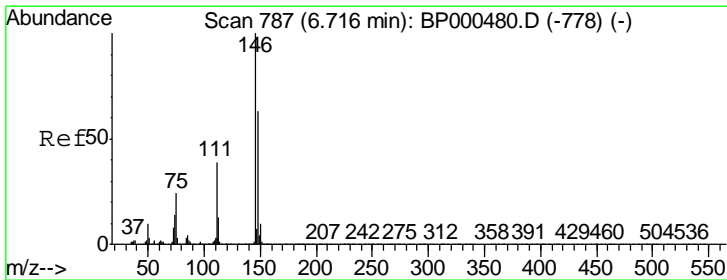
Instrument :
 BNA_P
 ClientSampled :

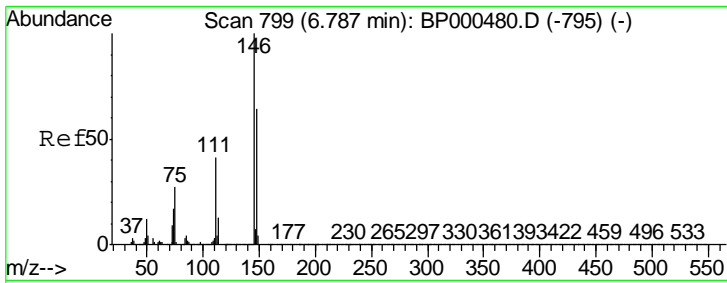
Tgt Ion	Resp	Lower	Upper
93	503758		
63	59.1	41.1	81.1
95	33.3	12.2	52.2



#12
 1,3-Dichlorobenzene
 Concen: 38.607 ng
 RT: 6.69 min Scan# 783
 Delta R.T. -0.02 min
 Lab File: BP000674.D
 Acq: 12 Oct 2019 17:57

Tgt Ion	Resp	Lower	Upper
146	606114		
148	66.0	50.7	76.1
75	24.4	19.1	28.7

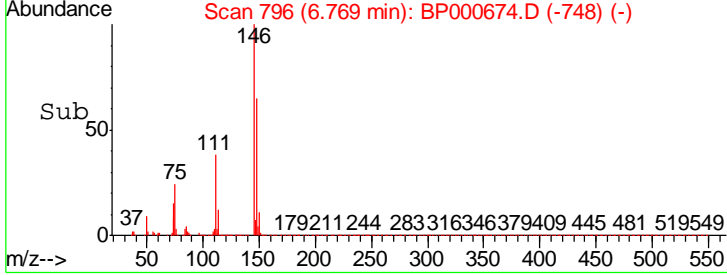
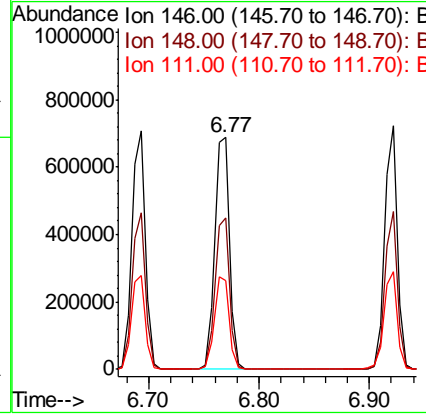
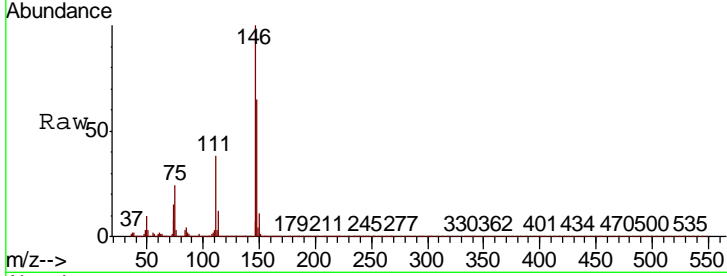




#13
 1,4-Dichlorobenzene
 Concen: 39.198 ng
 RT: 6.77 min Scan# 796
 Delta R.T. -0.02 min
 Lab File: BP000674.D
 Acq: 12 Oct 2019 17:57

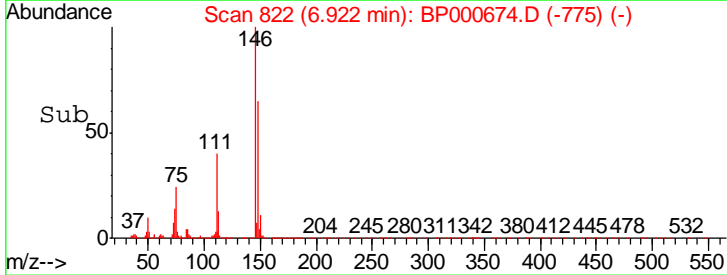
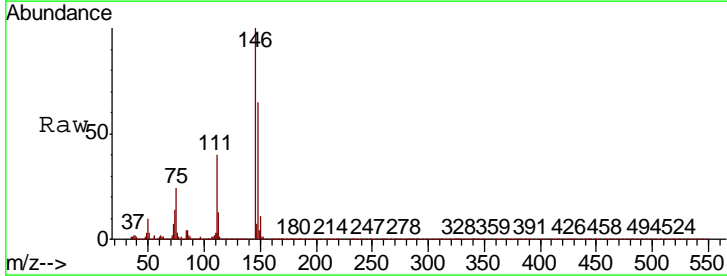
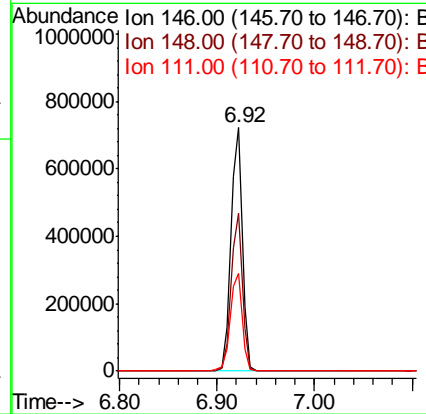
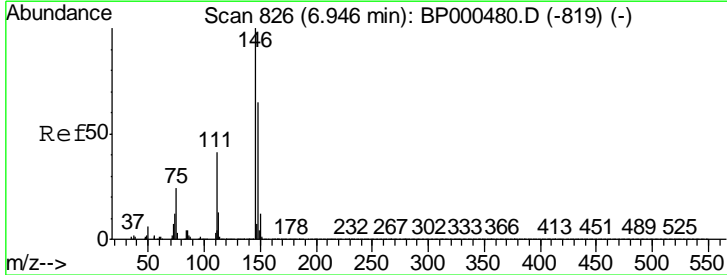
Instrument :
 BNA_P
 ClientSampled :

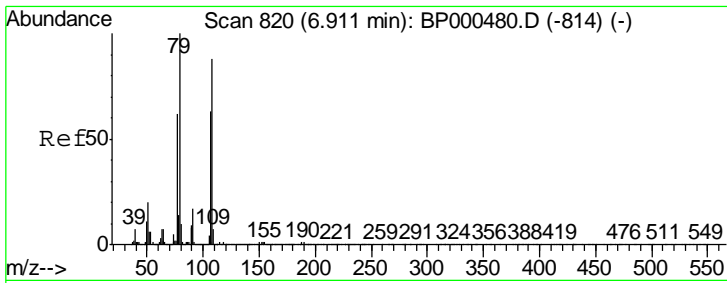
Tgt Ion	Resp	Lower	Upper
146	100		
148	65.4	51.1	76.7
111	38.4	33.0	49.4



#14
 1,2-Dichlorobenzene
 Concen: 39.921 ng
 RT: 6.92 min Scan# 822
 Delta R.T. -0.02 min
 Lab File: BP000674.D
 Acq: 12 Oct 2019 17:57

Tgt Ion	Resp	Lower	Upper
146	100		
148	64.9	51.8	77.6
111	40.3	32.8	49.2


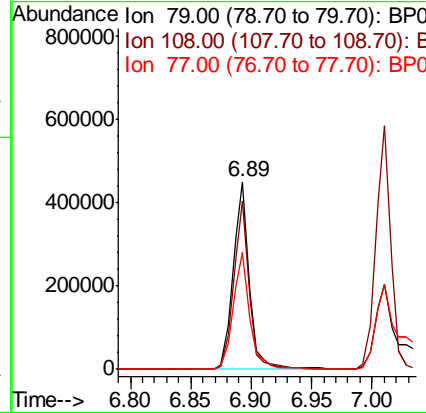
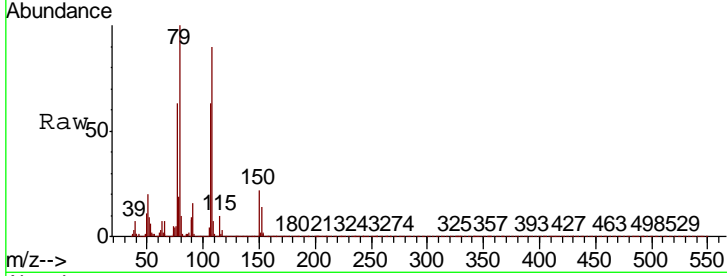




#15
 Benzyl Alcohol
 Concen: 40.582 ng
 RT: 6.89 min Scan# 817
 Delta R.T. -0.02 min
 Lab File: BP000674.D
 Acq: 12 Oct 2019 17:57

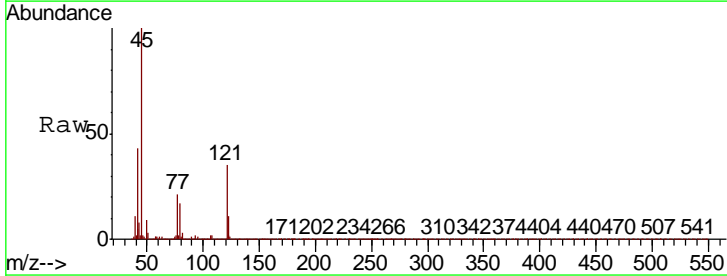
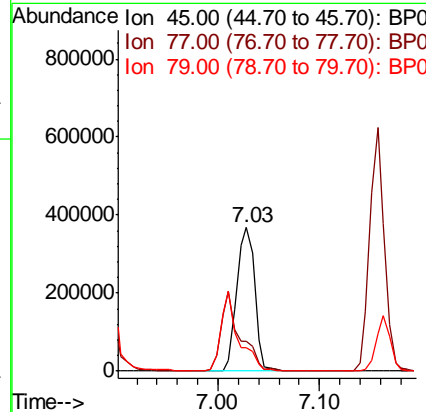
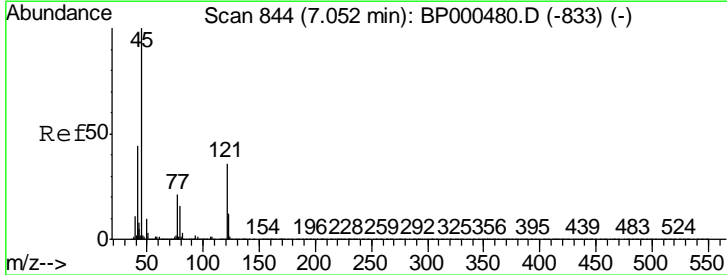
Instrument :
 BNA_P
 ClientSampled :

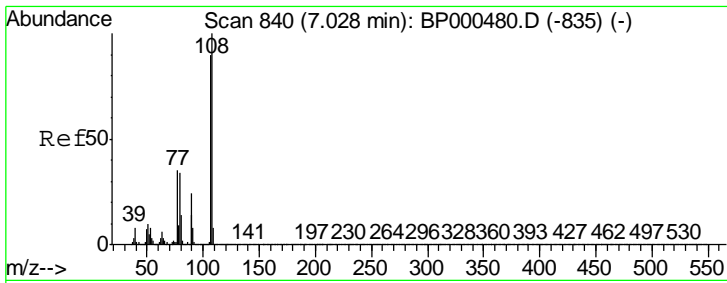
Tgt Ion	Resp	Lower	Upper
79	414449		
108	89.6	70.8	106.2
77	62.7	50.0	75.0



#16
 2,2'-oxybis(1-Chloropropane)
 Concen: 39.381 ng
 RT: 7.03 min Scan# 840
 Delta R.T. -0.02 min
 Lab File: BP000674.D
 Acq: 12 Oct 2019 17:57

Tgt Ion	Resp	Lower	Upper
45	452497		
77	20.8	1.1	41.1
79	16.6	0.0	36.8

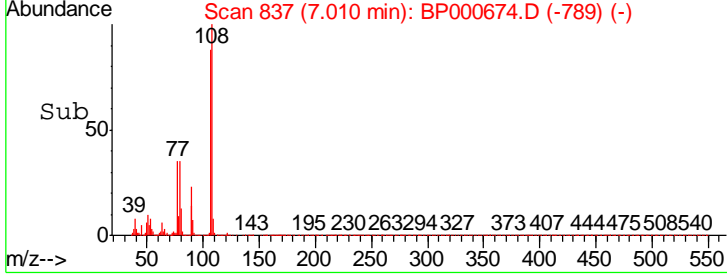
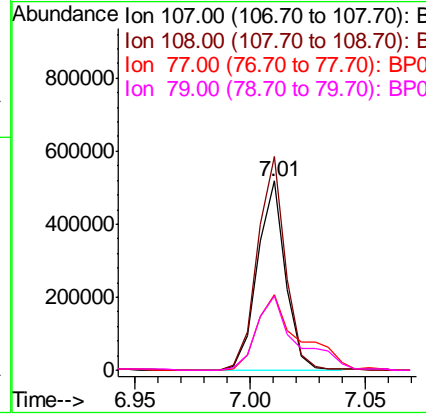
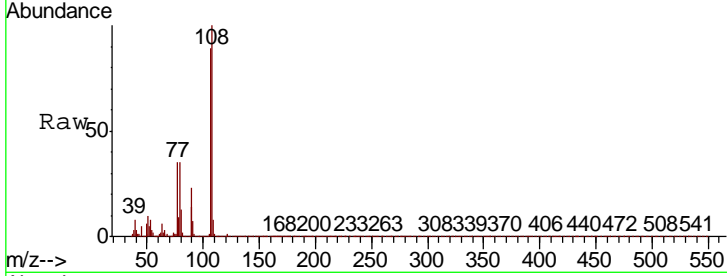




#17
 2-Methylphenol
 Concen: 40.959 ng
 RT: 7.01 min Scan# 837
 Delta R.T. -0.02 min
 Lab File: BP000674.D
 Acq: 12 Oct 2019 17:57

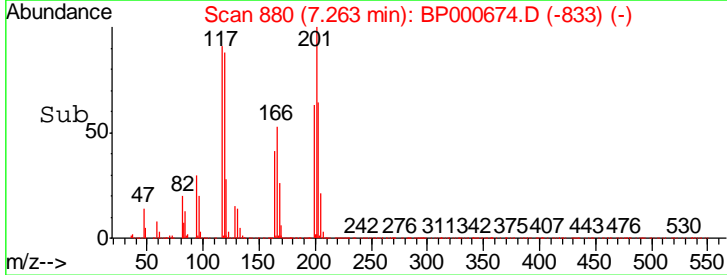
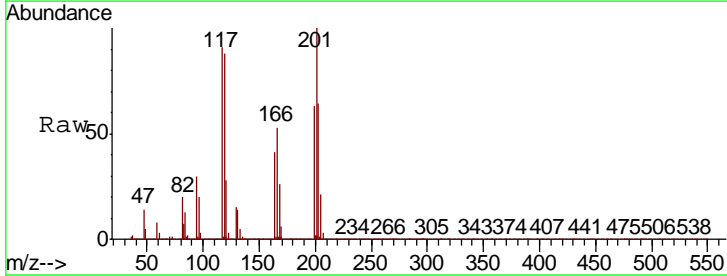
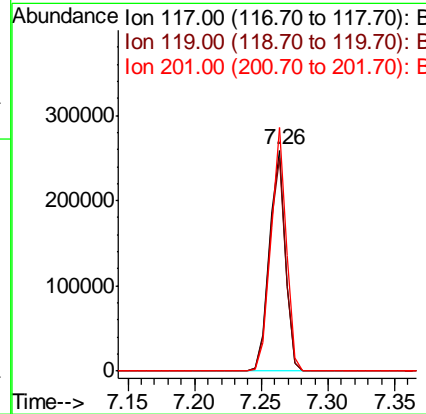
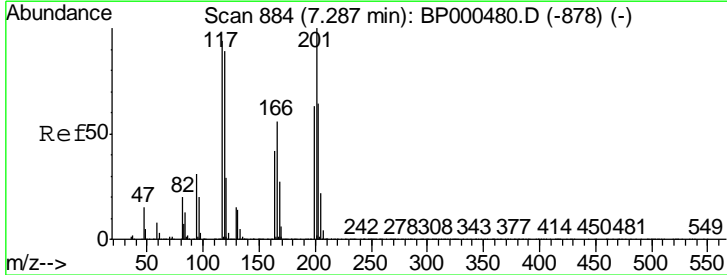
Instrument :
 BNA_P
 ClientSampled :

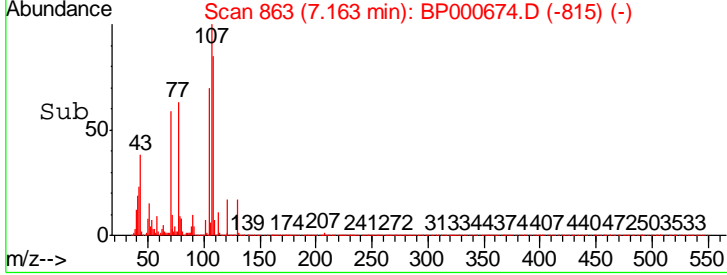
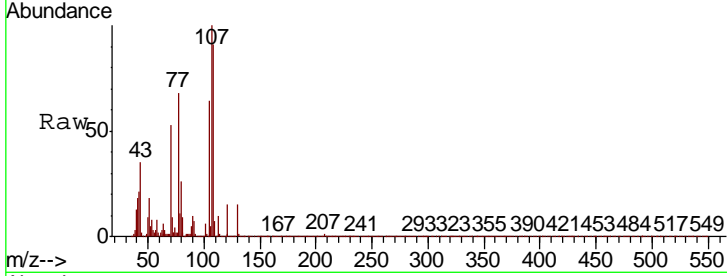
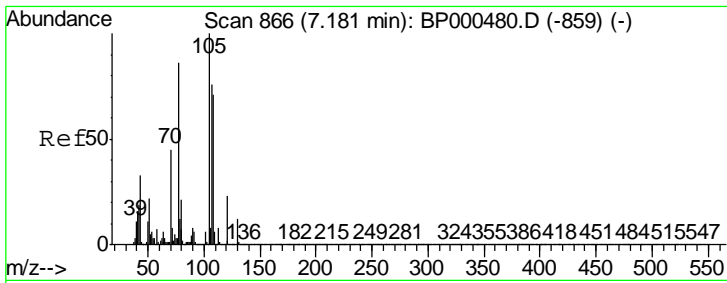
Tgt Ion	Resp	Lower	Upper
107	438410		
107	100		
108	113.0	89.0	133.4
77	39.7	31.2	46.8
79	39.5	30.7	46.1



#18
 Hexachloroethane
 Concen: 37.837 ng
 RT: 7.26 min Scan# 880
 Delta R.T. -0.02 min
 Lab File: BP000674.D
 Acq: 12 Oct 2019 17:57

Tgt Ion	Resp	Lower	Upper
117	212737		
117	100		
119	96.5	76.3	114.5
201	110.1	85.4	128.0

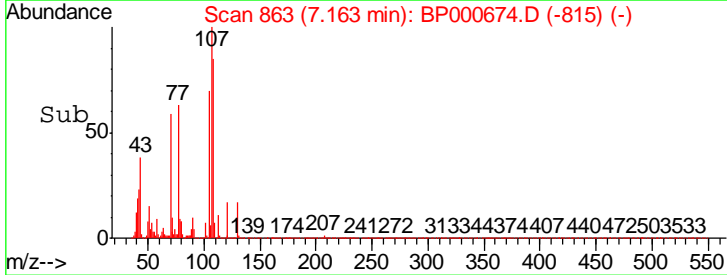
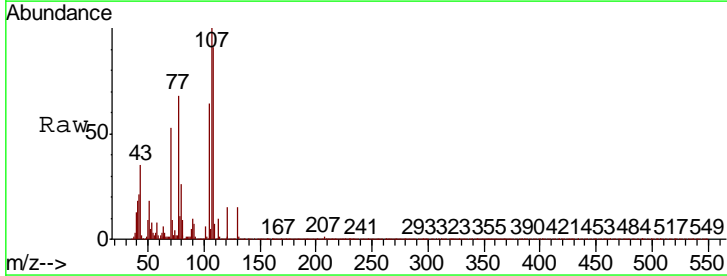
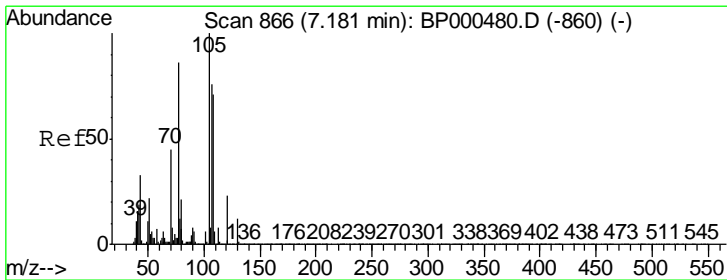
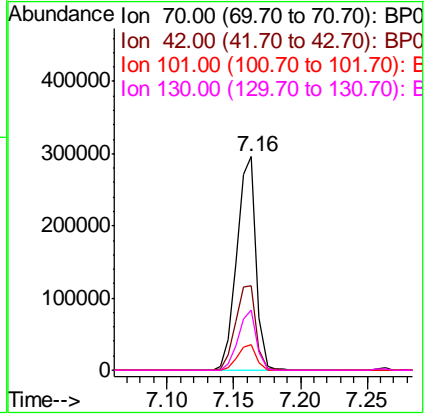




#19
 n-Nitroso-di-n-propylamine
 Concen: 40.923 ng
 RT: 7.16 min Scan# 863
 Delta R.T. -0.02 min
 Lab File: BP000674.D
 Acq: 12 Oct 2019 17:57

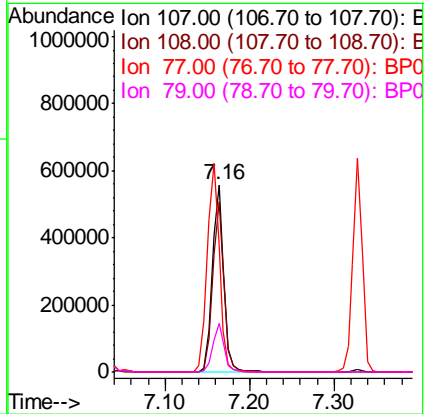
Instrument :
 BNA_P
 ClientSampled :

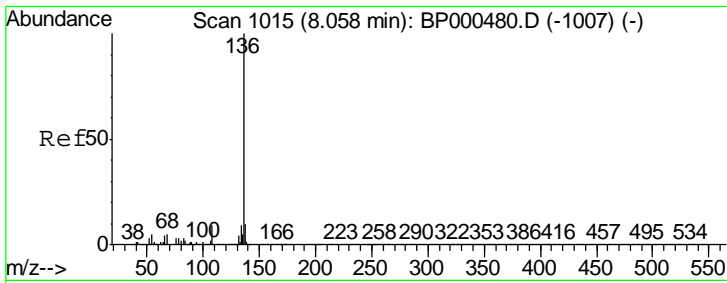
Tgt Ion	Resp	Lower	Upper
70	100		
42	39.5	33.2	49.8
101	12.0	9.9	14.9
130	28.3	21.8	32.8



#20
 3+4-Methylphenols
 Concen: 43.262 ng
 RT: 7.16 min Scan# 863
 Delta R.T. -0.02 min
 Lab File: BP000674.D
 Acq: 12 Oct 2019 17:57

Tgt Ion	Resp	Lower	Upper
107	100		
108	90.6	72.6	112.6
77	67.7	93.3	133.3#
79	25.7	7.1	47.1

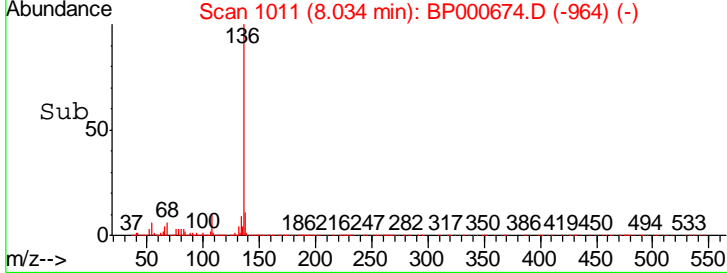
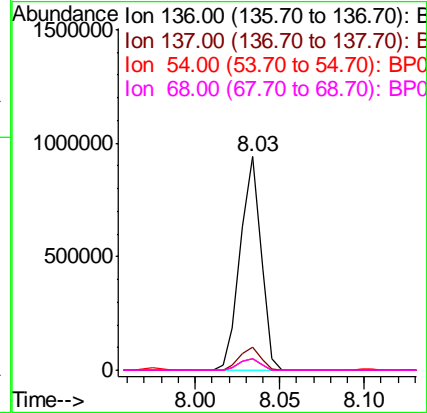
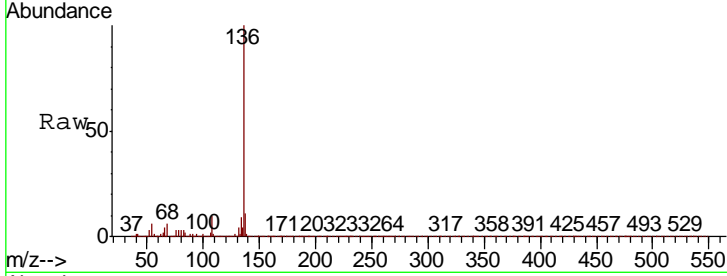




#21
 Naphthalene-d8
 Concen: 20.000 ng
 RT: 8.03 min Scan# 1011
 Delta R.T. -0.02 min
 Lab File: BP000674.D
 Acq: 12 Oct 2019 17:57

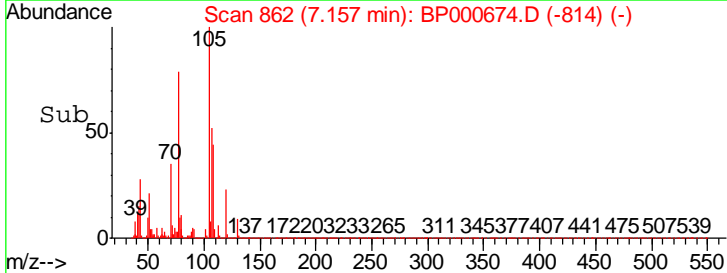
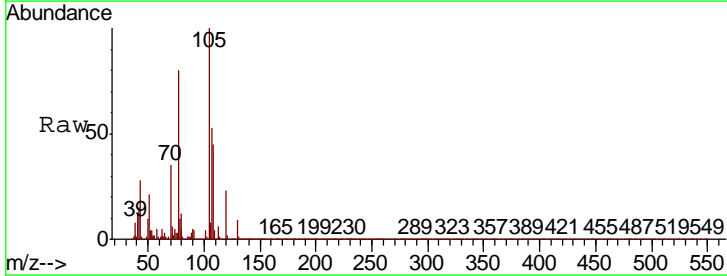
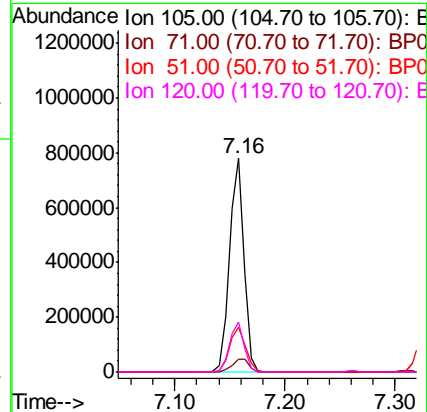
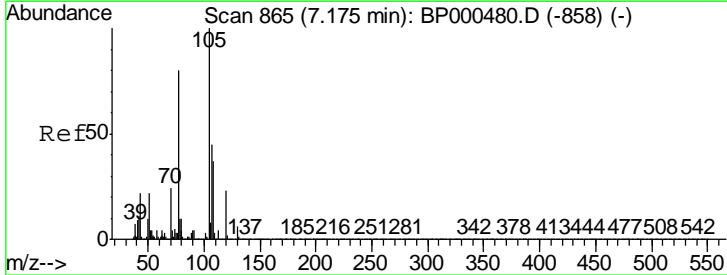
Instrument :
 BNA_P
 ClientSampled :

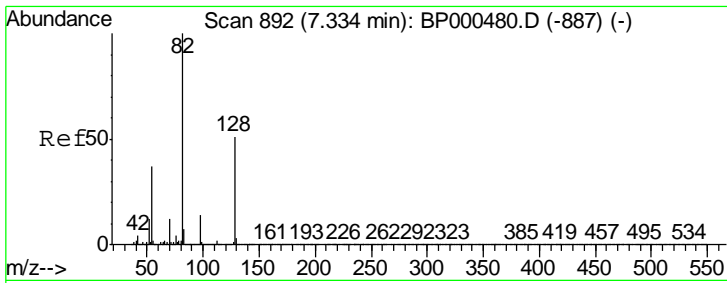
Tgt Ion	Resp	Lower	Upper
136	100		
137	10.9	8.2	12.4
54	5.6	4.1	6.1
68	5.5	4.1	6.1



#22
 Acetophenone
 Concen: 38.375 ng
 RT: 7.16 min Scan# 862
 Delta R.T. -0.02 min
 Lab File: BP000674.D
 Acq: 12 Oct 2019 17:57

Tgt Ion	Resp	Lower	Upper
105	100		
71	5.9	3.3	4.9#
51	21.1	17.4	26.2
120	23.3	18.0	27.0

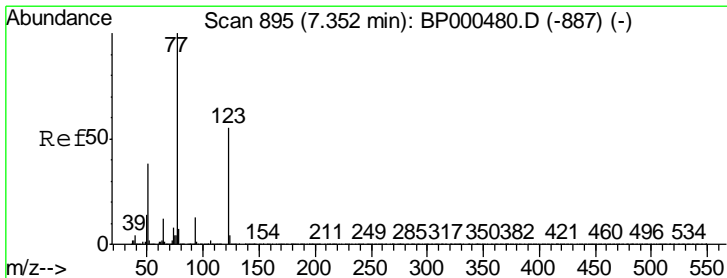
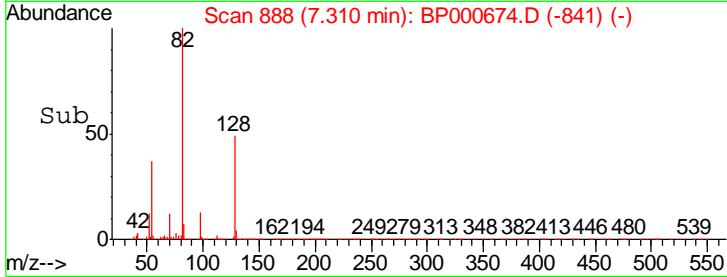
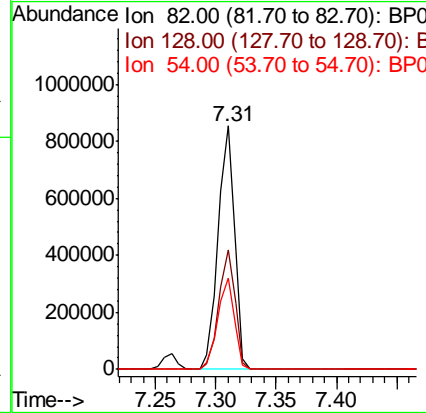
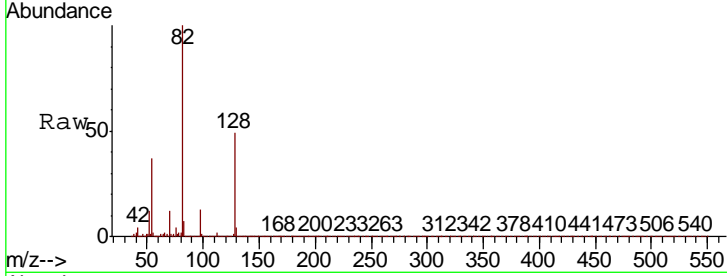




#23
 Nitrobenzene-d5
 Concen: 60.103 ng
 RT: 7.31 min Scan# 888
 Delta R.T. -0.02 min
 Lab File: BP000674.D
 Acq: 12 Oct 2019 17:57

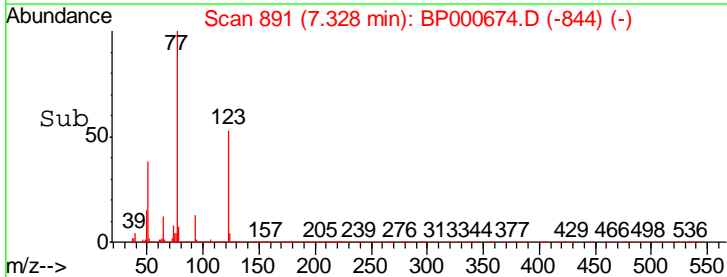
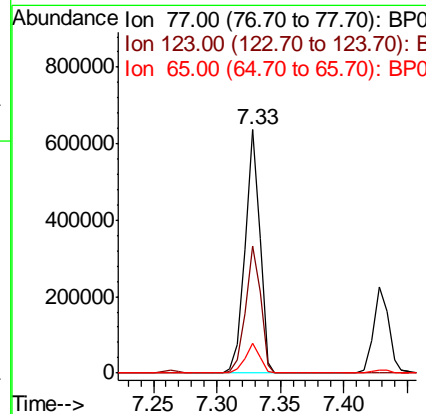
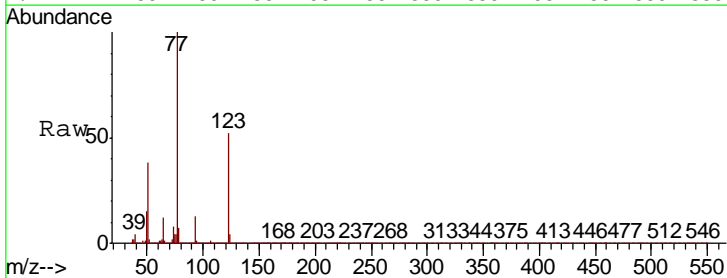
Instrument :
 BNA_P
 ClientSampled :

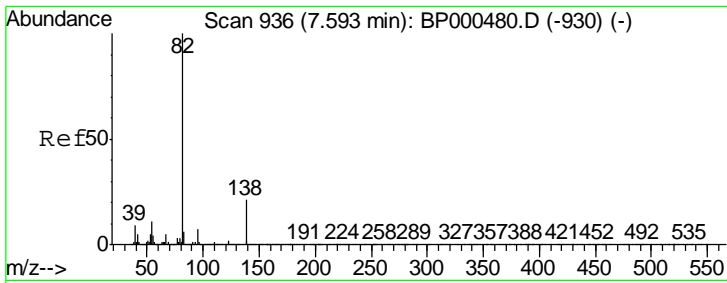
Tgt Ion	Resp	Lower	Upper
82	793226		
128	49.1	40.9	61.3
54	37.3	29.4	44.2



#24
 Nitrobenzene
 Concen: 39.751 ng
 RT: 7.33 min Scan# 891
 Delta R.T. -0.02 min
 Lab File: BP000674.D
 Acq: 12 Oct 2019 17:57

Tgt Ion	Resp	Lower	Upper
77	505982		
123	52.2	44.1	66.1
65	12.3	9.7	14.5

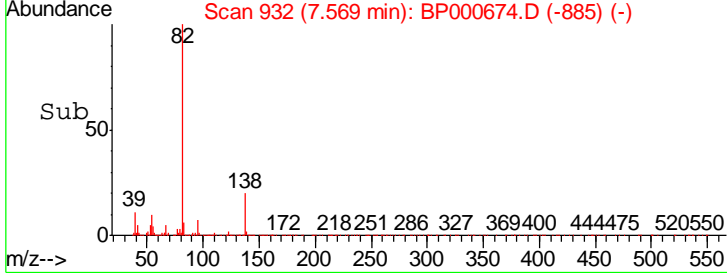
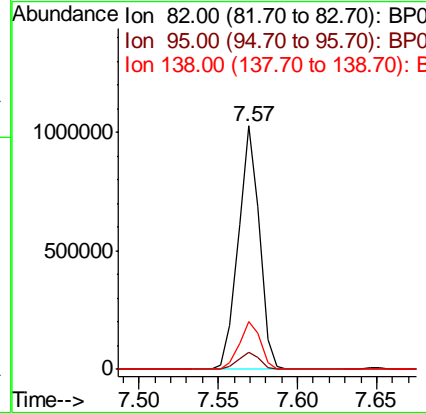
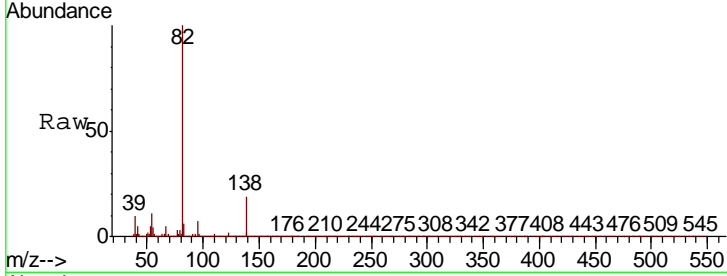




#25
 Isophorone
 Concen: 40.447 ng
 RT: 7.57 min Scan# 932
 Delta R.T. -0.02 min
 Lab File: BP000674.D
 Acq: 12 Oct 2019 17:57

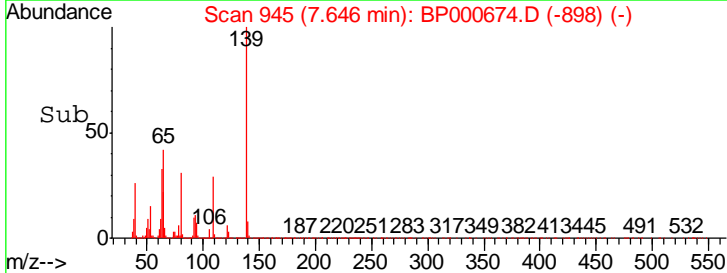
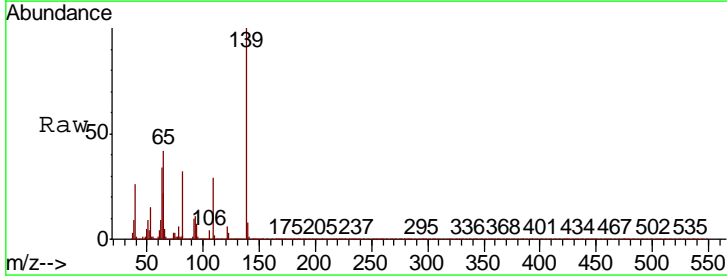
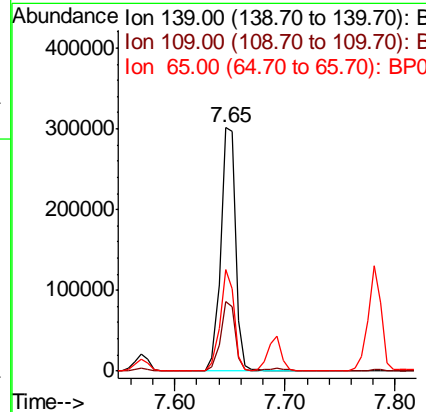
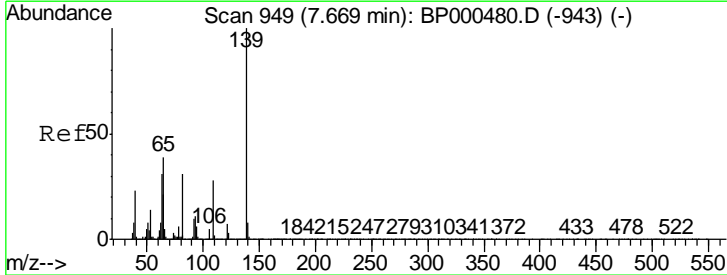
Instrument :
 BNA_P
 ClientSampled :

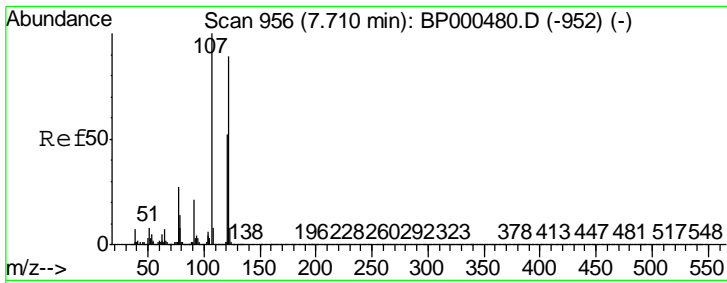
Tgt Ion	Resp	Lower	Upper
82	947400		
95	7.1	5.8	8.6
138	19.4	17.0	25.4



#26
 2-Nitrophenol
 Concen: 42.236 ng
 RT: 7.65 min Scan# 945
 Delta R.T. -0.02 min
 Lab File: BP000674.D
 Acq: 12 Oct 2019 17:57

Tgt Ion	Resp	Lower	Upper
139	282720		
109	28.6	22.8	34.2
65	41.7	31.5	47.3

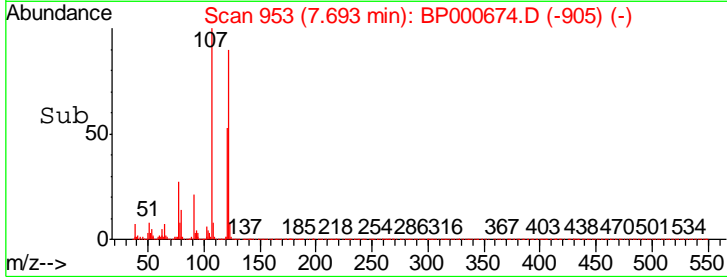
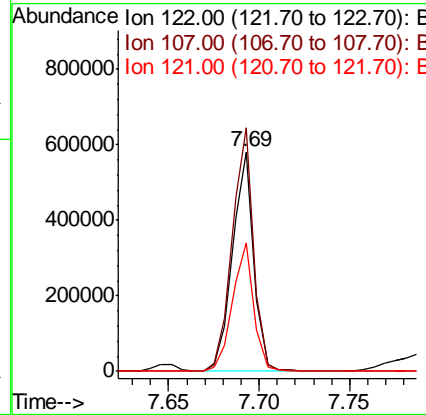
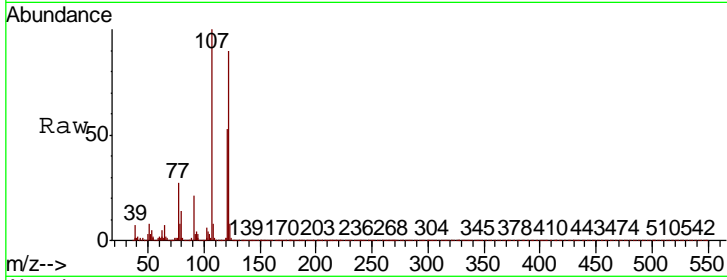




#27
 2,4-Dimethylphenol
 Concen: 46.267 ng
 RT: 7.69 min Scan# 953
 Delta R.T. -0.02 min
 Lab File: BP000674.D
 Acq: 12 Oct 2019 17:57

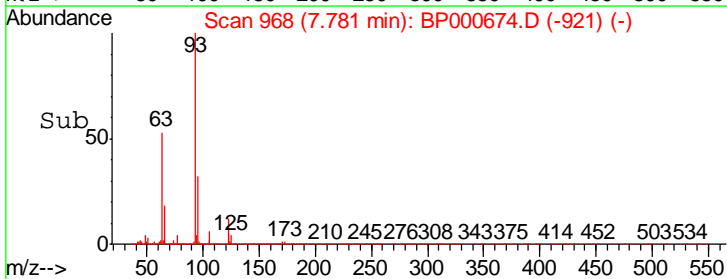

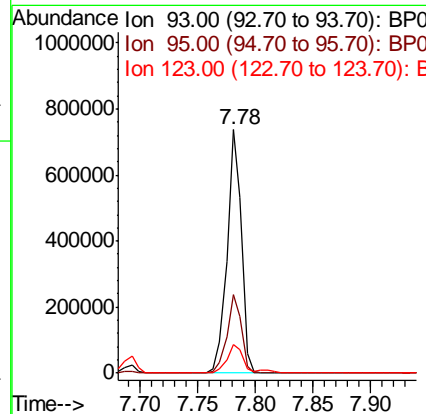
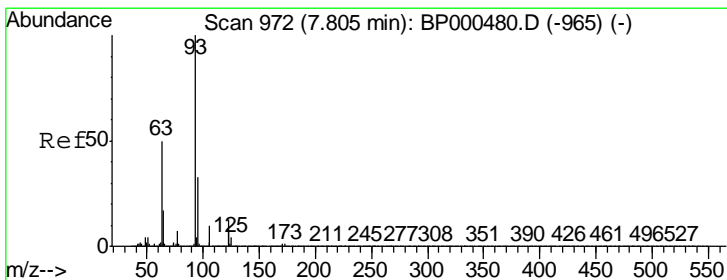
Instrument :
 BNA_P
 ClientSampled :

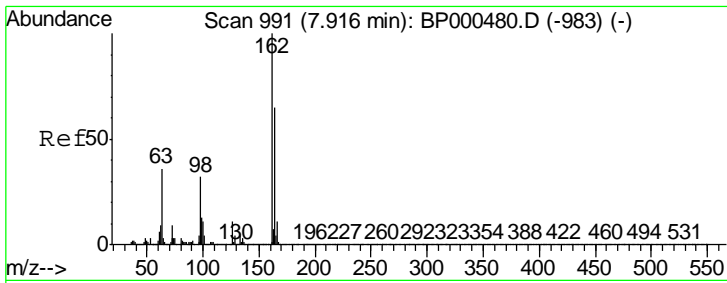
Tgt Ion	Resp	Lower	Upper
122	100		
107	110.8	89.9	134.9
121	58.5	46.6	70.0



#28
 bis(2-Chloroethoxy)methane
 Concen: 39.470 ng
 RT: 7.78 min Scan# 968
 Delta R.T. -0.02 min
 Lab File: BP000674.D
 Acq: 12 Oct 2019 17:57

Tgt Ion	Resp	Lower	Upper
93	100		
95	32.5	26.2	39.2
123	12.0	10.2	15.2

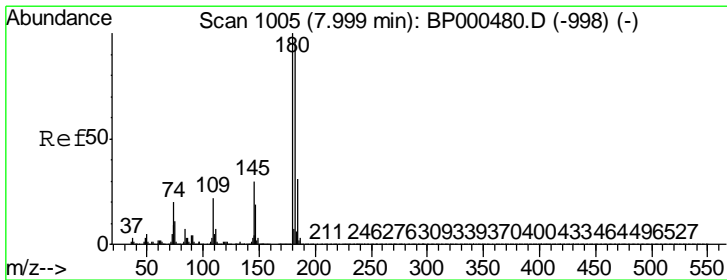
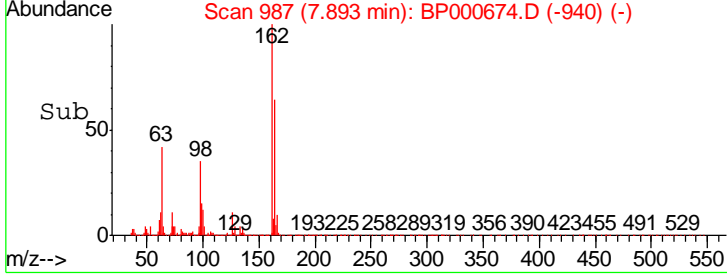
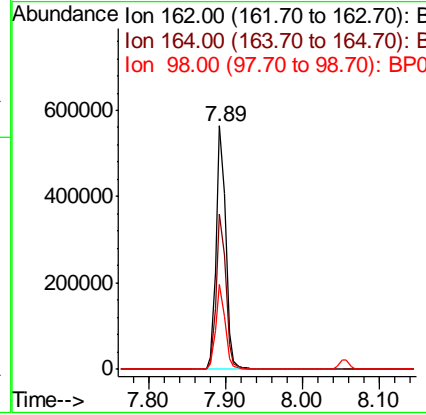
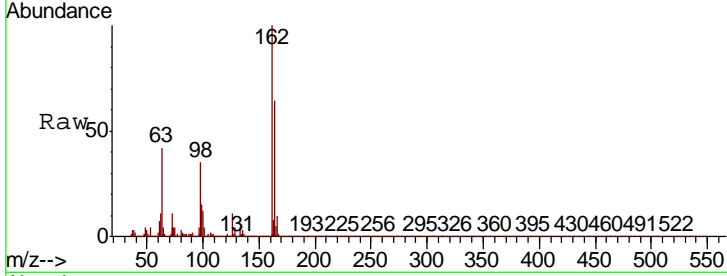




#29
 2,4-Dichlorophenol
 Concen: 41.202 ng
 RT: 7.89 min Scan# 987
 Delta R.T. -0.02 min
 Lab File: BP000674.D
 Acq: 12 Oct 2019 17:57

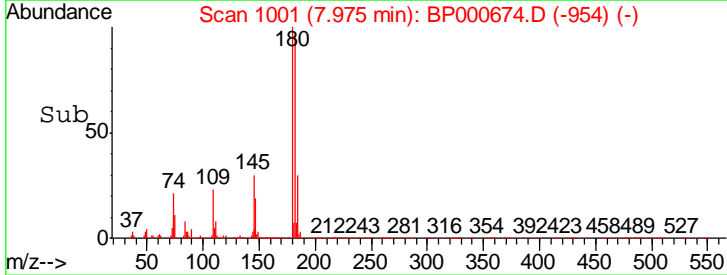
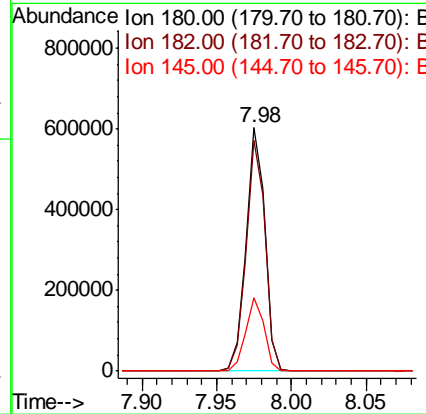
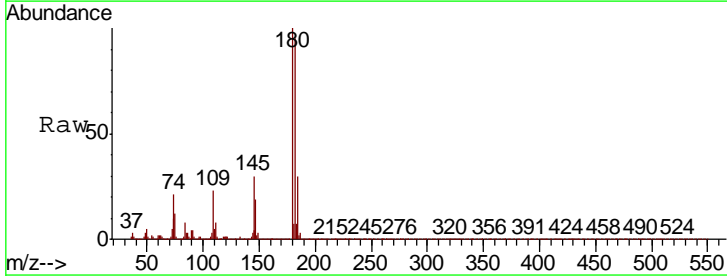
Instrument :
 BNA_P
 ClientSampled :

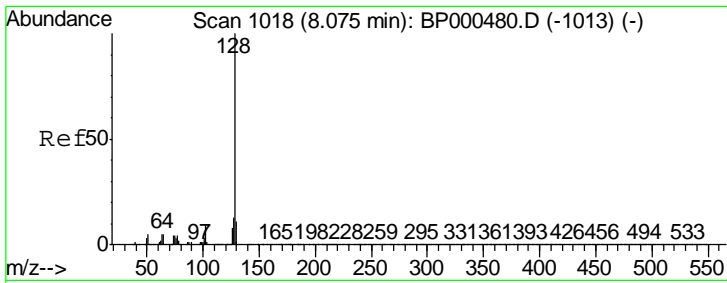
Tgt Ion	Resp	Lower	Upper
162	100		
164	63.7	44.6	84.6
98	34.8	11.6	51.6



#30
 1,2,4-Trichlorobenzene
 Concen: 38.647 ng
 RT: 7.98 min Scan# 1001
 Delta R.T. -0.02 min
 Lab File: BP000674.D
 Acq: 12 Oct 2019 17:57

Tgt Ion	Resp	Lower	Upper
180	100		
182	94.8	76.2	114.4
145	30.0	23.6	35.4



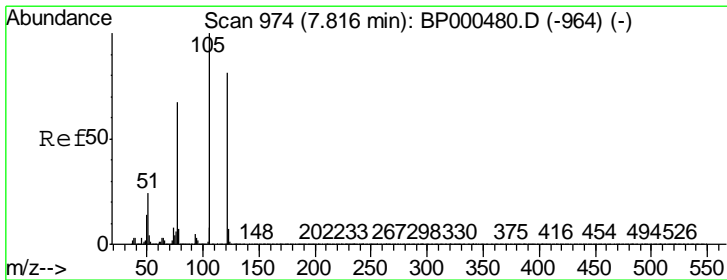
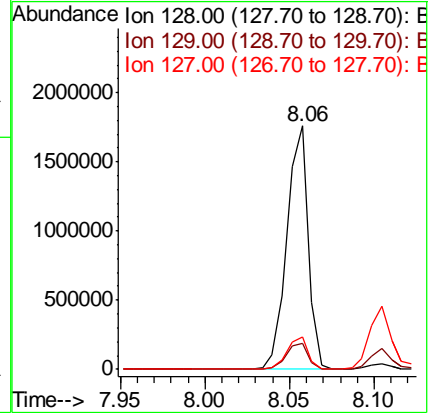
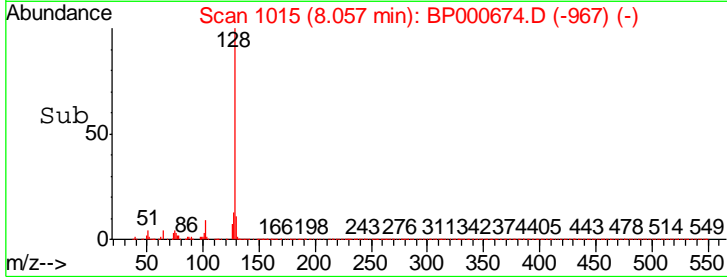
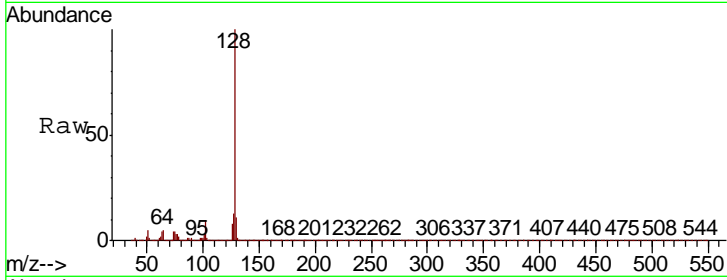


#31
 Naphthalene
 Concen: 41.067 ng
 RT: 8.06 min Scan# 1015
 Delta R.T. -0.02 min
 Lab File: BP000674.D
 Acq: 12 Oct 2019 17:57

Instrument :
 BNA_P
 ClientSampleId :

Tgt Ion:128 Resp: 1545998

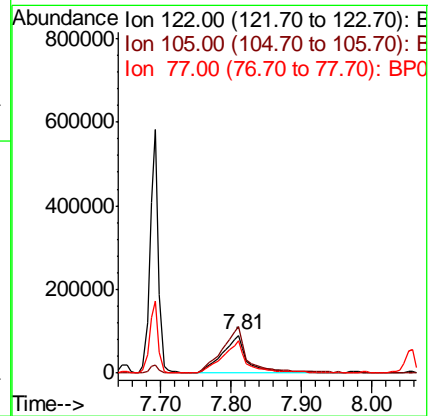
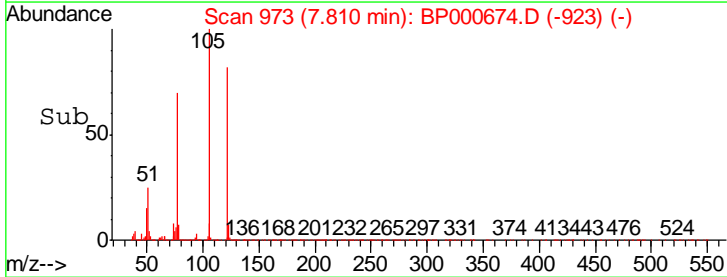
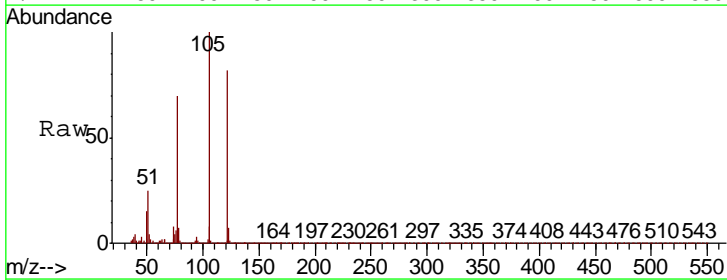
Ion	Ratio	Lower	Upper
128	100		
129	10.9	9.0	13.6
127	13.4	10.5	15.7

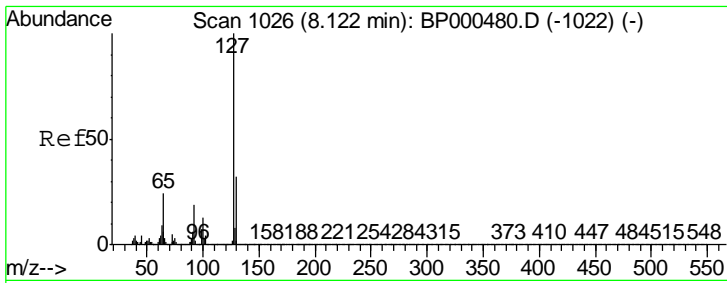


#32
 Benzoic acid
 Concen: 34.095 ng
 RT: 7.81 min Scan# 973
 Delta R.T. -0.01 min
 Lab File: BP000674.D
 Acq: 12 Oct 2019 17:57

Tgt Ion:122 Resp: 220903

Ion	Ratio	Lower	Upper
122	100		
105	121.6	101.4	141.4
77	85.1	62.1	102.1

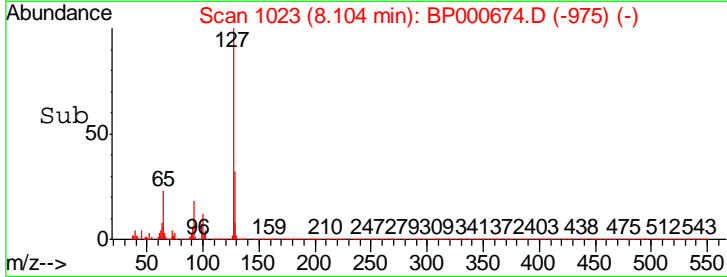
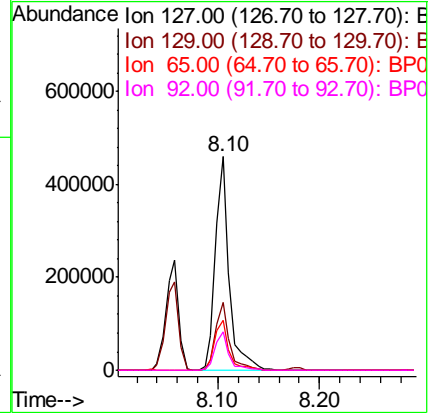
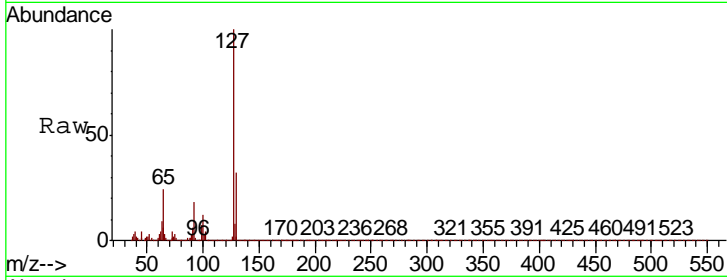




#33
 4-Chloroaniline
 Concen: 26.270 ng
 RT: 8.10 min Scan# 1023
 Delta R.T. -0.02 min
 Lab File: BP000674.D
 Acq: 12 Oct 2019 17:57

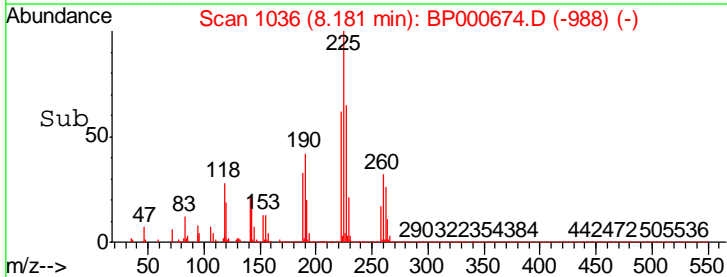
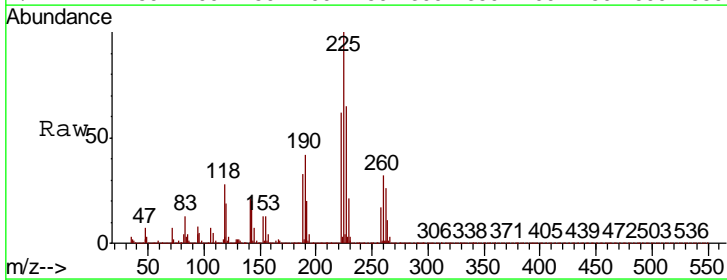
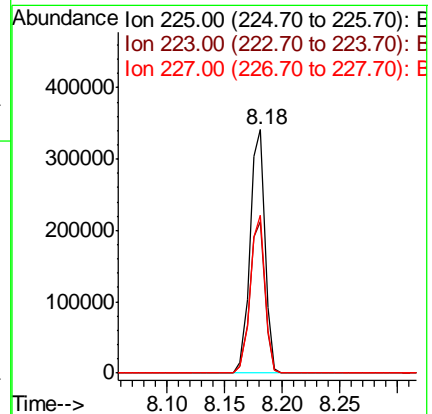
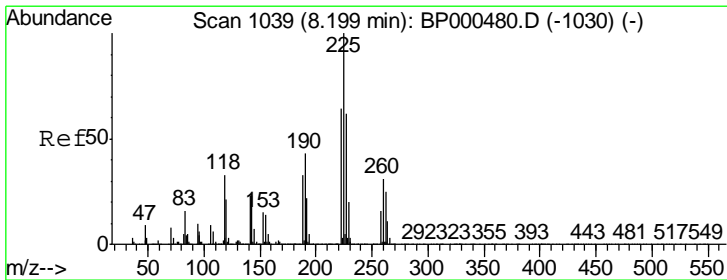
Instrument :
 BNA_P
 ClientSampled :

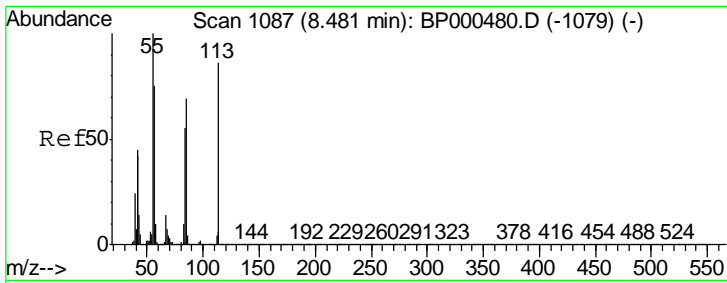
Tgt Ion	Resp	Lower	Upper
127	434225		
129	31.9	25.6	38.4
65	23.6	19.2	28.8
92	18.2	14.9	22.3



#34
 Hexachlorobutadiene
 Concen: 37.022 ng
 RT: 8.18 min Scan# 1036
 Delta R.T. -0.02 min
 Lab File: BP000674.D
 Acq: 12 Oct 2019 17:57

Tgt Ion	Resp	Lower	Upper
225	304854		
223	62.4	51.4	77.0
227	64.8	49.7	74.5

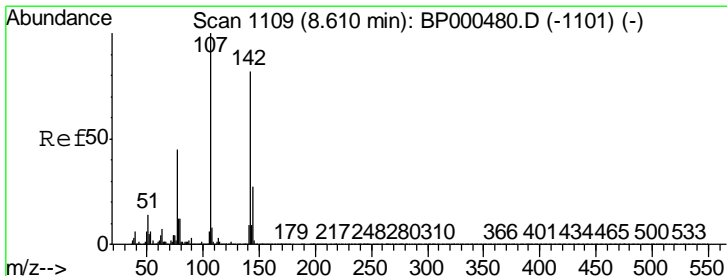
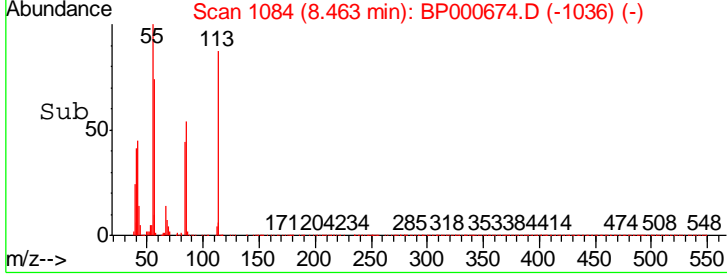
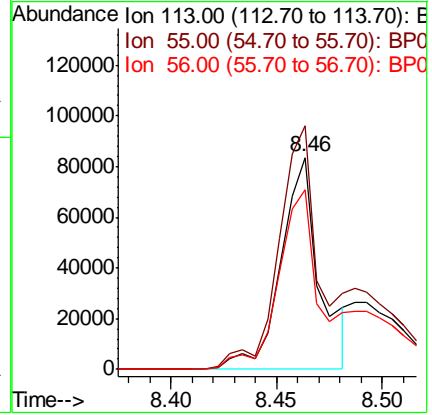
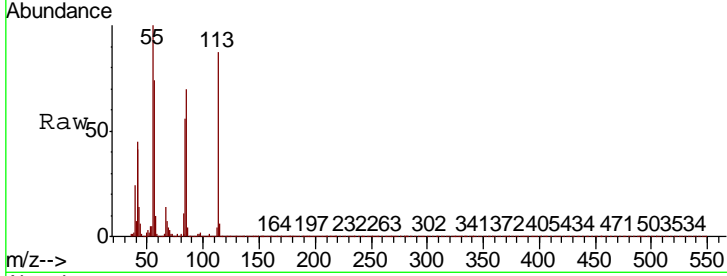




#35
 Caprolactam
 Concen: 27.175 ng
 RT: 8.46 min Scan# 1084
 Delta R.T. -0.02 min
 Lab File: BP000674.D
 Acq: 12 Oct 2019 17:57

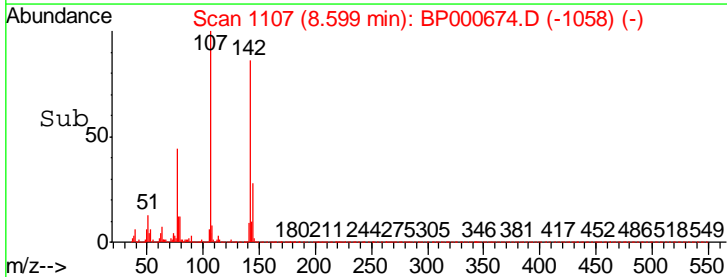
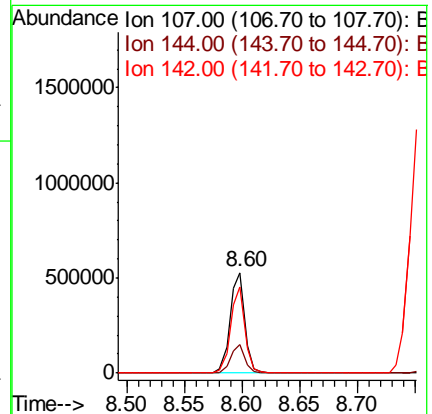
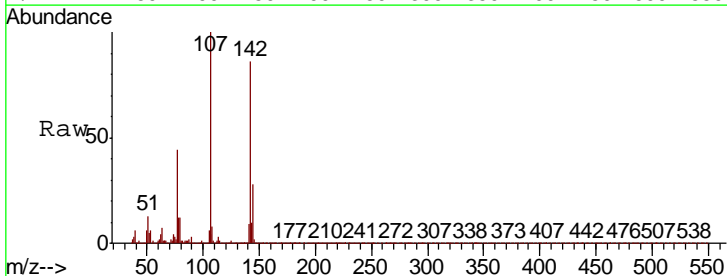
Instrument :
 BNA_P
 ClientSampled :

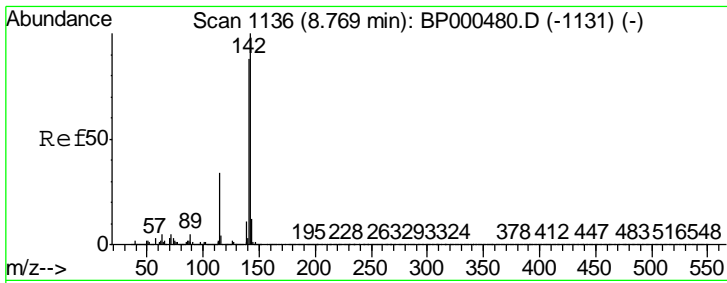
Tgt Ion	Resp	Lower	Upper
113	105598		
55	114.9	95.9	135.9
56	84.5	67.2	107.2



#36
 4-Chloro-3-methylphenol
 Concen: 41.165 ng
 RT: 8.60 min Scan# 1107
 Delta R.T. -0.01 min
 Lab File: BP000674.D
 Acq: 12 Oct 2019 17:57

Tgt Ion	Resp	Lower	Upper
107	467760		
144	28.0	21.8	32.8
142	85.8	65.5	98.3



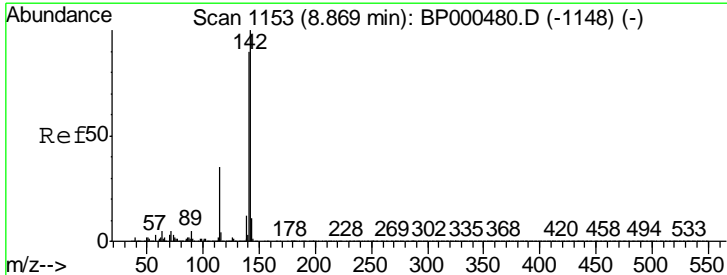
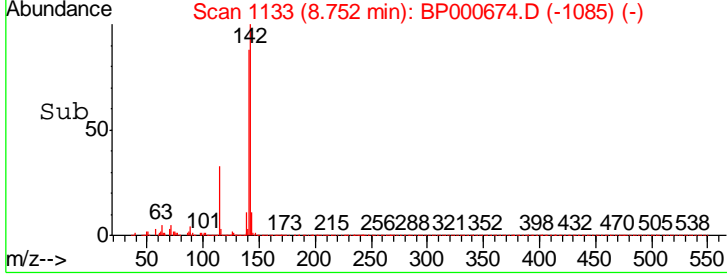
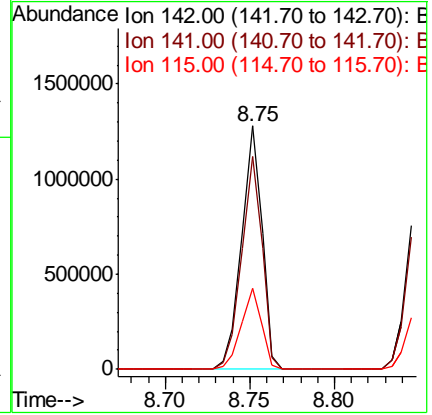
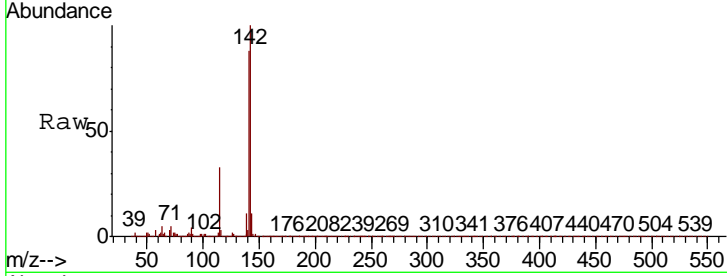


#37
 2-Methylnaphthalene
 Concen: 42.622 ng
 RT: 8.75 min Scan# 1133
 Delta R.T. -0.02 min
 Lab File: BP000674.D
 Acq: 12 Oct 2019 17:57

Instrument :
 BNA_P
 ClientSampled :

Tgt Ion:142 Resp: 1077138

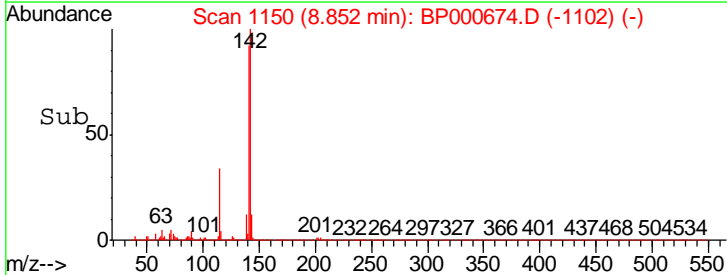
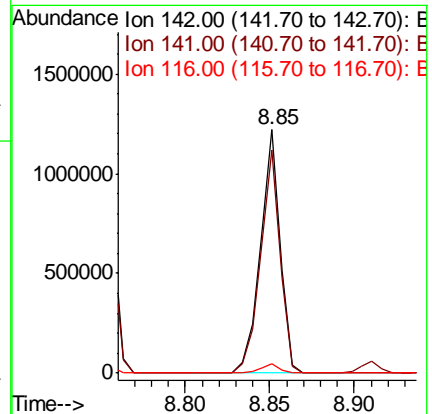
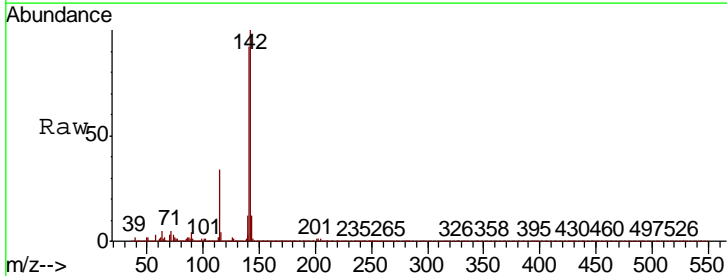
Ion	Ratio	Lower	Upper
142	100		
141	87.7	70.6	106.0
115	33.1	27.4	41.0

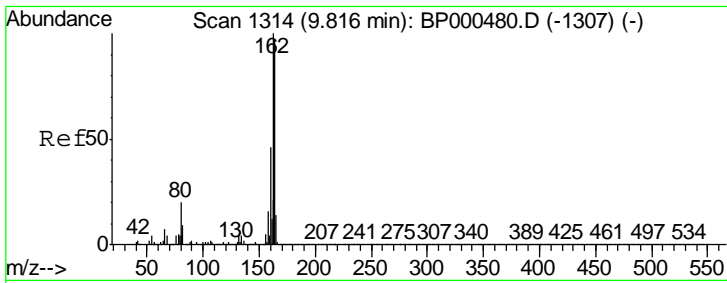


#38
 1-Methylnaphthalene
 Concen: 41.953 ng
 RT: 8.85 min Scan# 1150
 Delta R.T. -0.02 min
 Lab File: BP000674.D
 Acq: 12 Oct 2019 17:57

Tgt Ion:142 Resp: 1001796

Ion	Ratio	Lower	Upper
142	100		
141	91.9	71.9	107.9
116	3.6	3.0	4.4

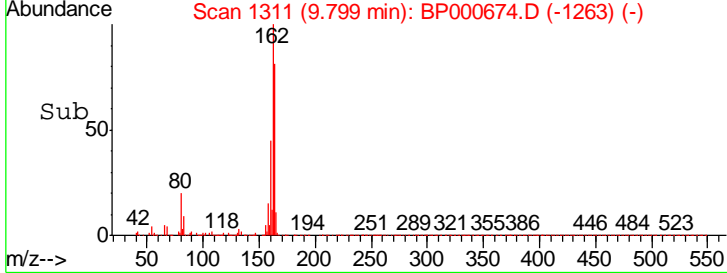
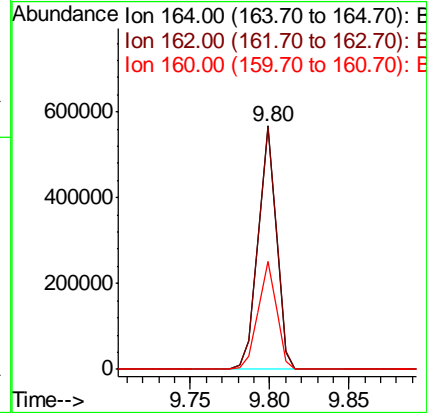
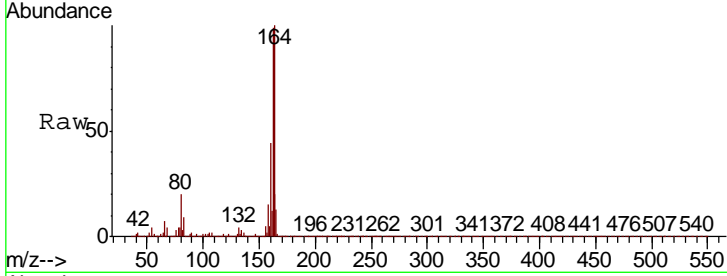




#39
 Acenaphthene-d10
 Concen: 20.000 ng
 RT: 9.80 min Scan# 1311
 Delta R.T. -0.02 min
 Lab File: BP000674.D
 Acq: 12 Oct 2019 17:57

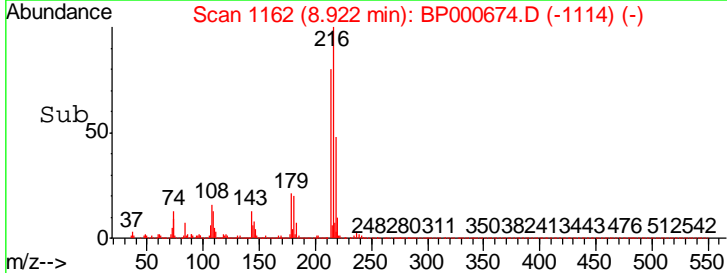
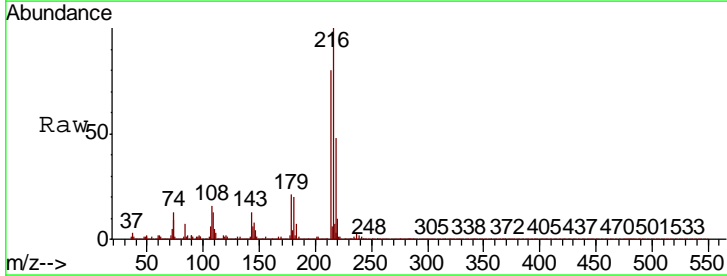
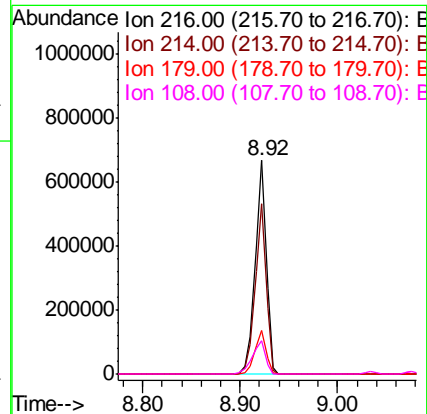
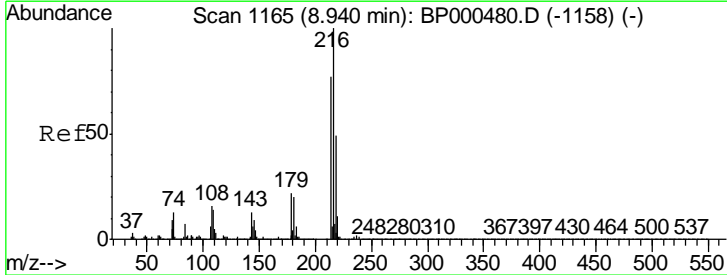
Instrument :
 BNA_P
 ClientSampled :

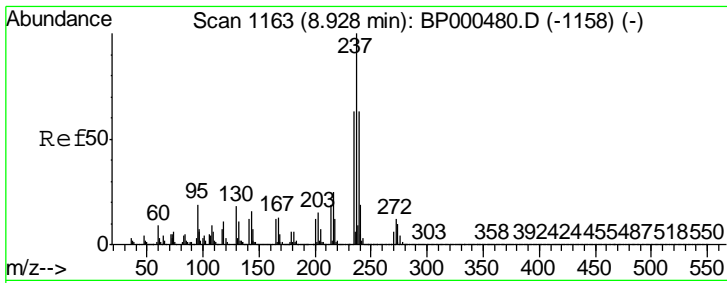
Tgt Ion	Resp	Lower	Upper
164	100		
162	99.4	82.2	123.2
160	44.4	37.6	56.4



#40
 1,2,4,5-Tetrachlorobenzene
 Concen: 36.776 ng
 RT: 8.92 min Scan# 1162
 Delta R.T. -0.02 min
 Lab File: BP000674.D
 Acq: 12 Oct 2019 17:57

Tgt Ion	Resp	Lower	Upper
216	100		
214	79.0	62.7	94.1
179	20.7	16.7	25.1
108	18.6	13.7	20.5

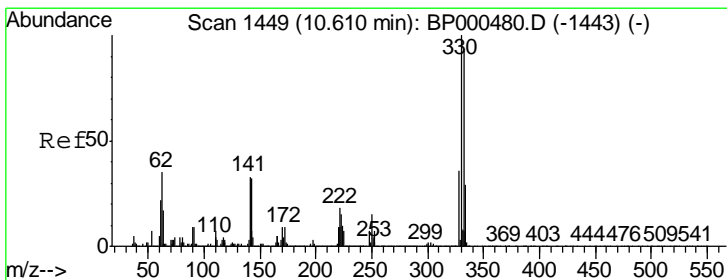
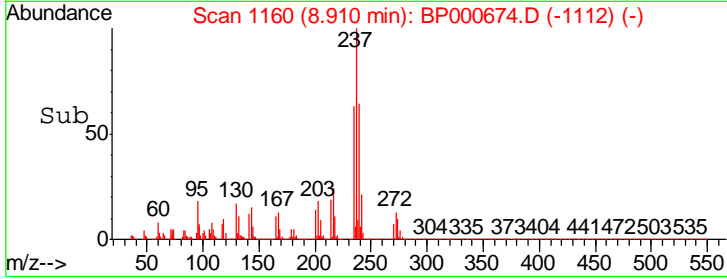
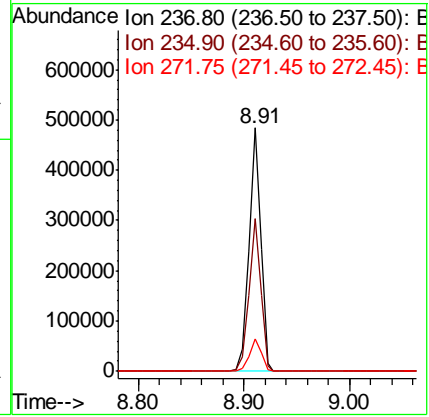
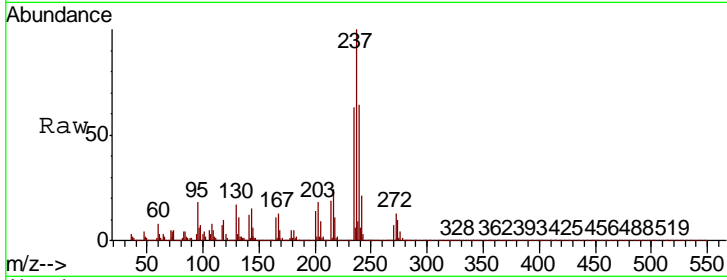




#41
 Hexachlorocyclopentadiene
 Concen: 64.765 ng
 RT: 8.91 min Scan# 1160
 Delta R.T. -0.02 min
 Lab File: BP000674.D
 Acq: 12 Oct 2019 17:57

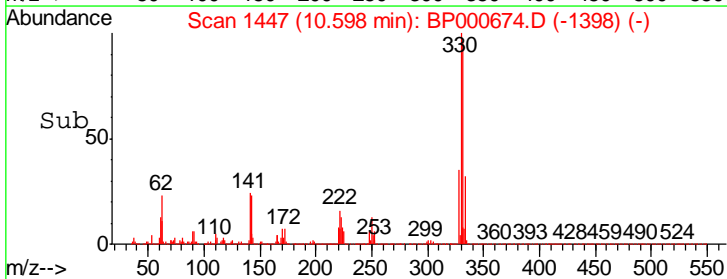
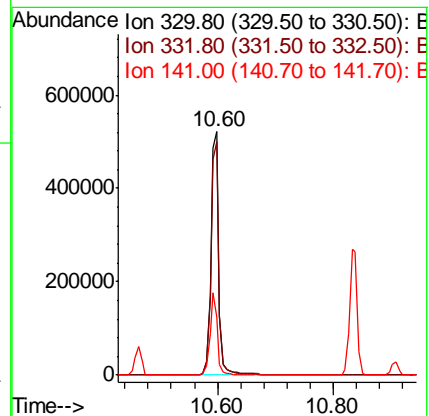
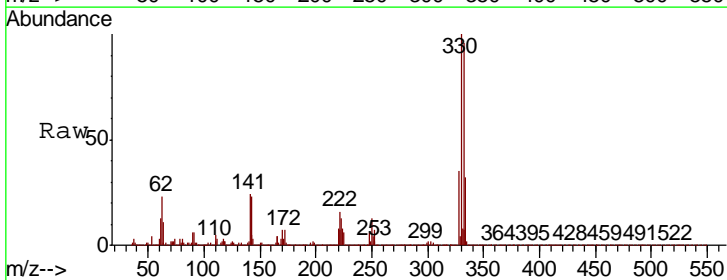
Instrument :
 BNA_P
 ClientSampled :

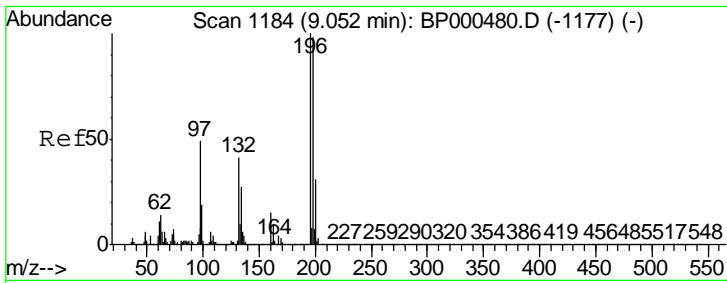
Tgt Ion	Resp	Lower	Upper
237	100		
235	63.0	42.9	82.9
272	13.2	0.0	32.4



#42
 2,4,6-Tribromophenol
 Concen: 105.038 ng
 RT: 10.60 min Scan# 1447
 Delta R.T. -0.01 min
 Lab File: BP000674.D
 Acq: 12 Oct 2019 17:57

Tgt Ion	Resp	Lower	Upper
330	100		
332	95.7	77.1	115.7
141	31.3	26.0	39.0

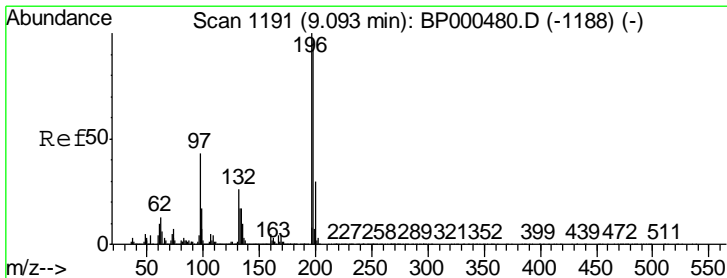
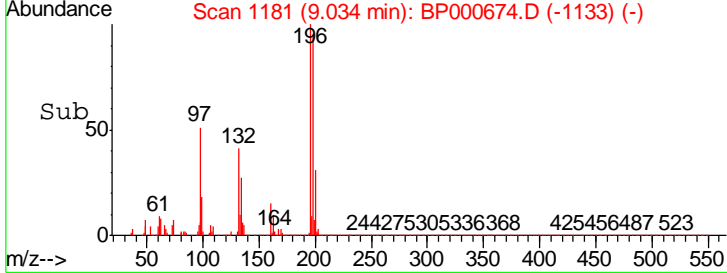
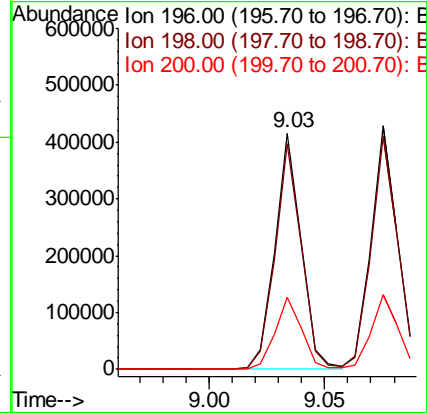
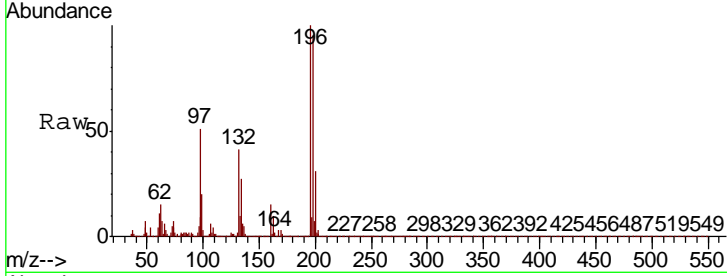




#43
 2,4,6-Trichlorophenol
 Concen: 37.093 ng
 RT: 9.03 min Scan# 1181
 Delta R.T. -0.02 min
 Lab File: BP000674.D
 Acq: 12 Oct 2019 17:57

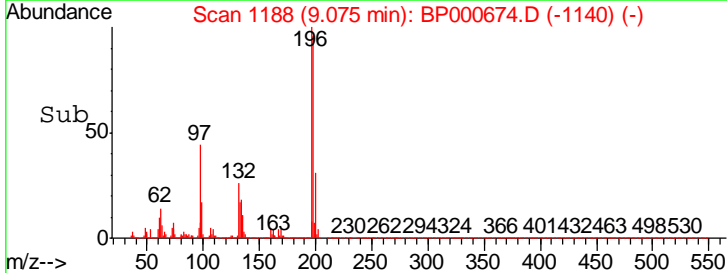
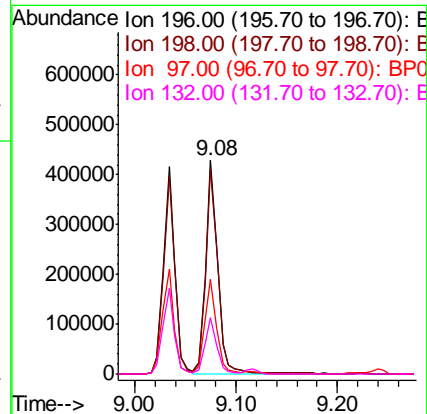
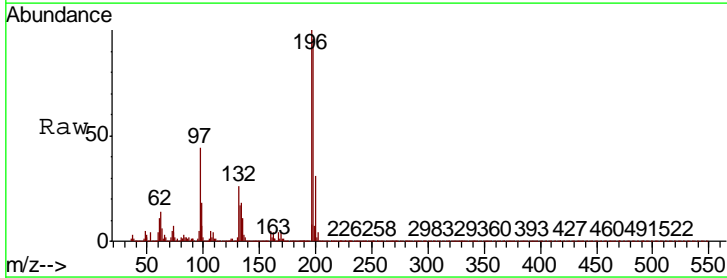
Instrument :
 BNA_P
 ClientSampled :

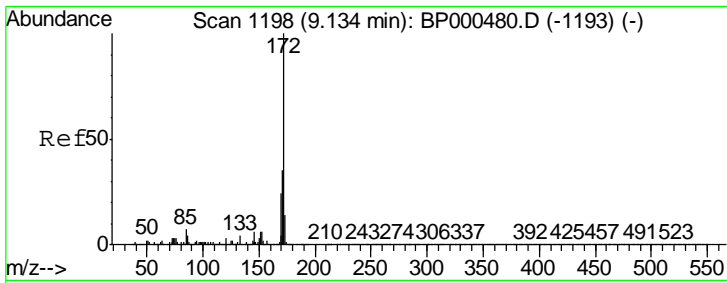
Tgt Ion	Resp	Lower	Upper
196	100		
198	95.2	78.2	117.2
200	30.6	24.9	37.3



#44
 2,4,5-Trichlorophenol
 Concen: 38.921 ng
 RT: 9.08 min Scan# 1188
 Delta R.T. -0.02 min
 Lab File: BP000674.D
 Acq: 12 Oct 2019 17:57

Tgt Ion	Resp	Lower	Upper
196	100		
198	95.8	77.4	116.0
97	44.3	34.6	51.8
132	26.4	20.6	30.8

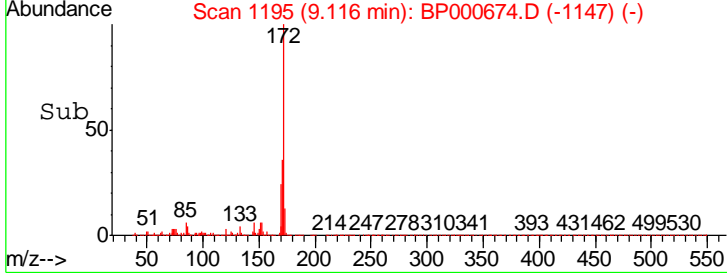
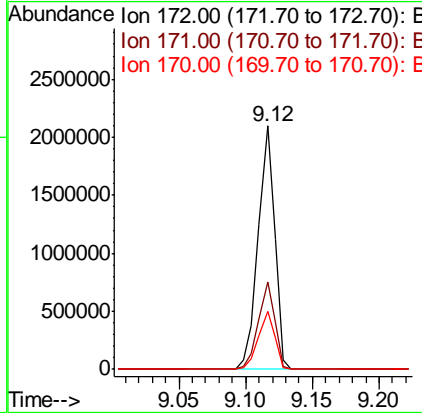
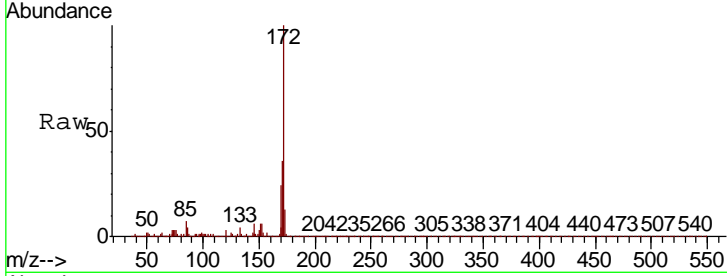




#45
 2-Fluorobiphenyl
 Concen: 63.018 ng
 RT: 9.12 min Scan# 1195
 Delta R.T. -0.02 min
 Lab File: BP000674.D
 Acq: 12 Oct 2019 17:57

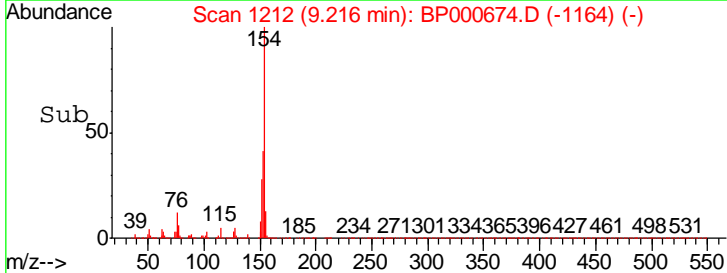
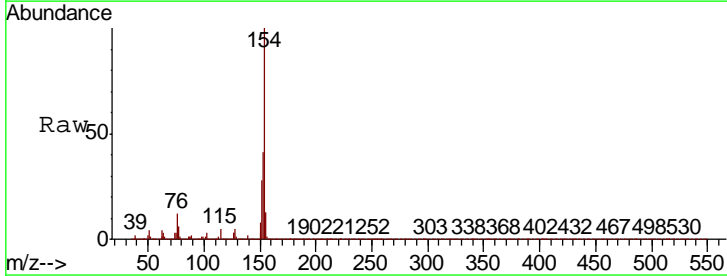
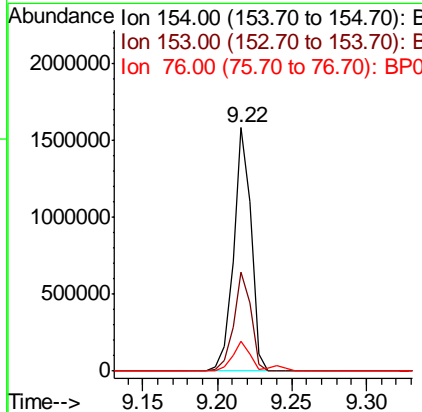
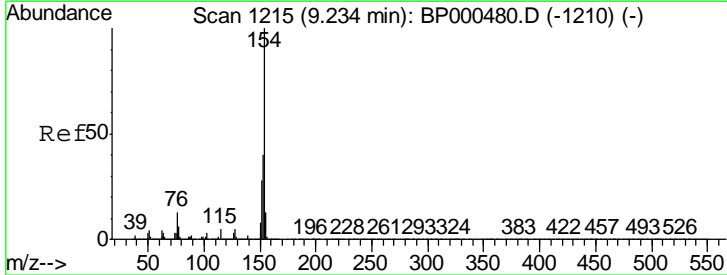
Instrument :
 BNA_P
 ClientSampled :

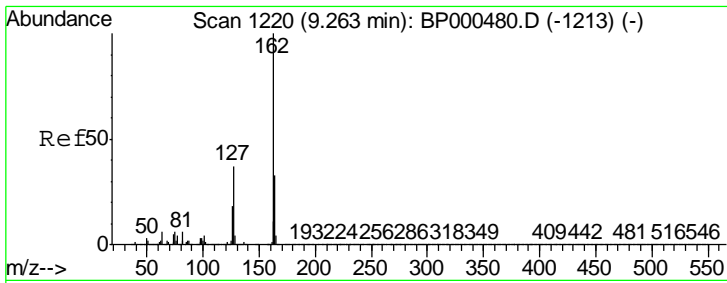
Tgt Ion	Resp	Lower	Upper
172	1770401		
171	35.7	28.4	42.6
170	24.0	19.1	28.7



#46
 1,1'-Biphenyl
 Concen: 38.029 ng
 RT: 9.22 min Scan# 1212
 Delta R.T. -0.02 min
 Lab File: BP000674.D
 Acq: 12 Oct 2019 17:57

Tgt Ion	Resp	Lower	Upper
154	1304816		
153	40.8	19.9	59.9
76	12.1	0.0	32.8

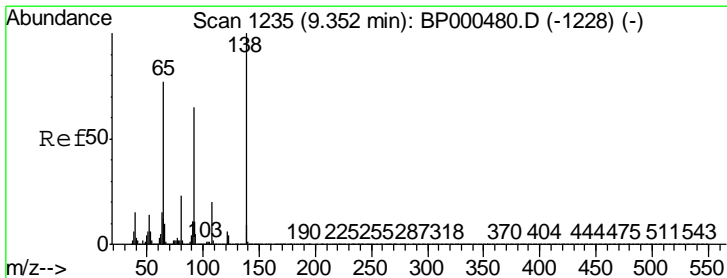
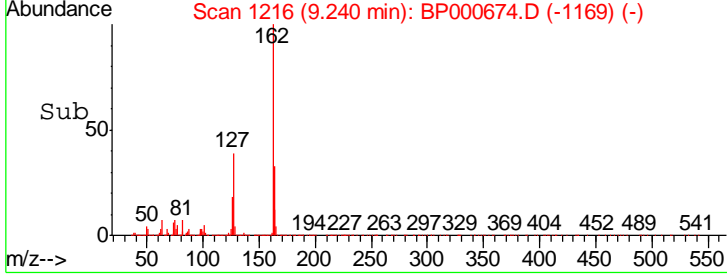
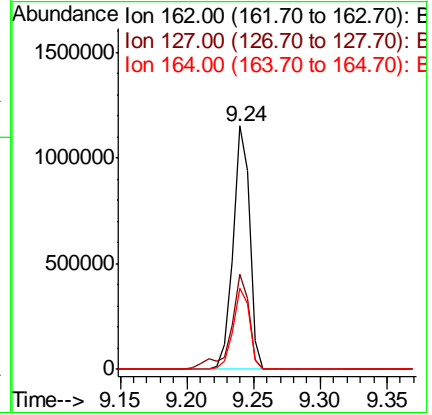
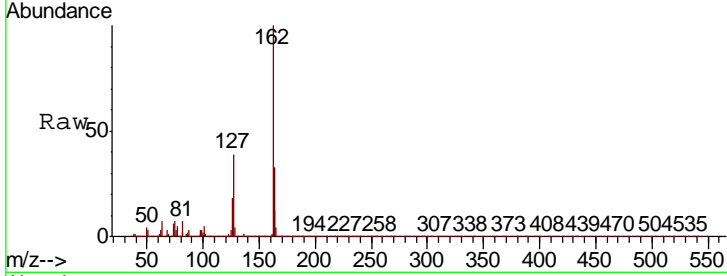




#47
 2-Chloronaphthalene
 Concen: 38.347 ng
 RT: 9.24 min Scan# 1216
 Delta R.T. -0.02 min
 Lab File: BP000674.D
 Acq: 12 Oct 2019 17:57

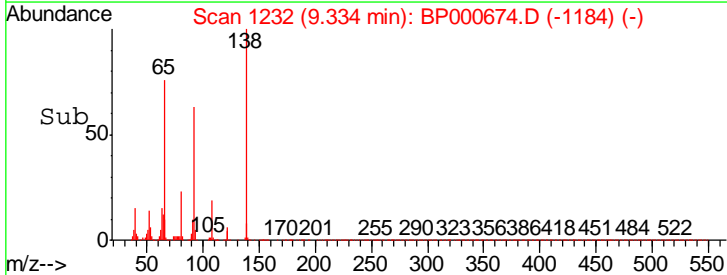
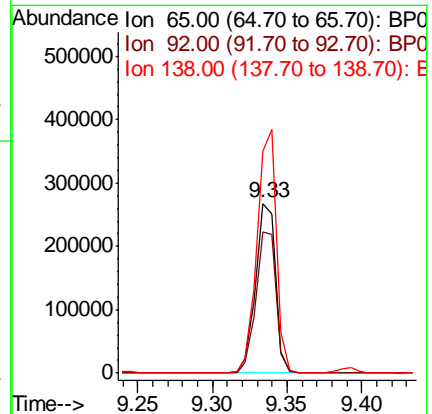
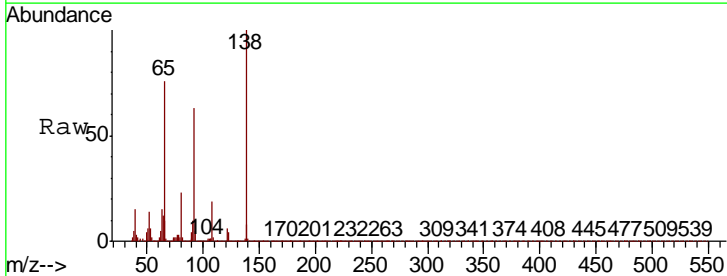
Instrument :
 BNA_P
 ClientSampled :

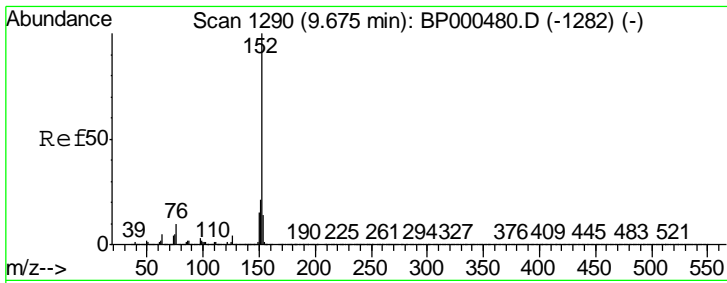
Tgt Ion	Resp	Lower	Upper
162	1017384		
127	39.0	29.8	44.6
164	33.2	26.6	39.8



#48
 2-Nitroaniline
 Concen: 38.135 ng
 RT: 9.33 min Scan# 1232
 Delta R.T. -0.02 min
 Lab File: BP000674.D
 Acq: 12 Oct 2019 17:57

Tgt Ion	Resp	Lower	Upper
65	244950		
92	83.2	67.0	100.4
138	131.0	103.5	155.3



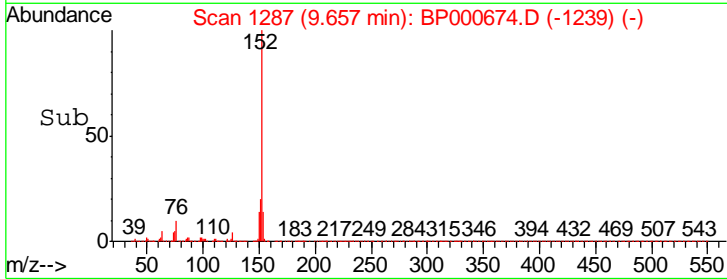
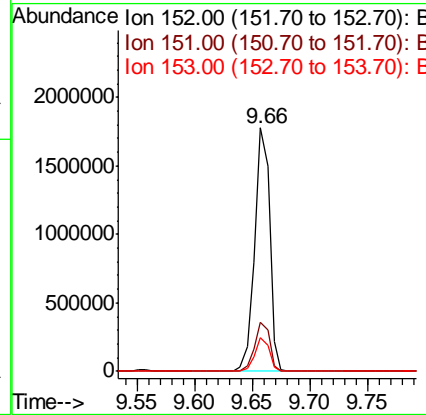
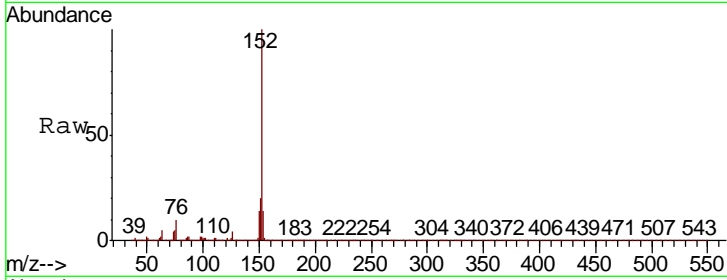


#49
 Acenaphthylene
 Concen: 39.971 ng
 RT: 9.66 min Scan# 1287
 Delta R.T. -0.02 min
 Lab File: BP000674.D
 Acq: 12 Oct 2019 17:57

Instrument :
 BNA_P
 ClientSampleId :

Tgt Ion:152 Resp: 1599932

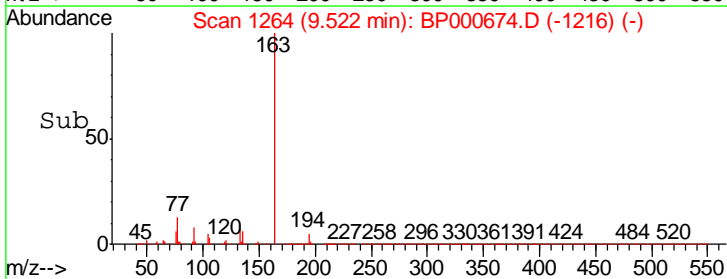
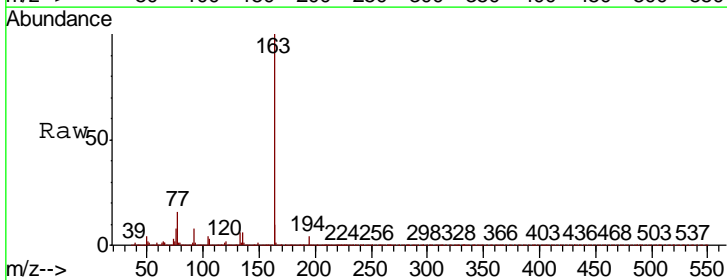
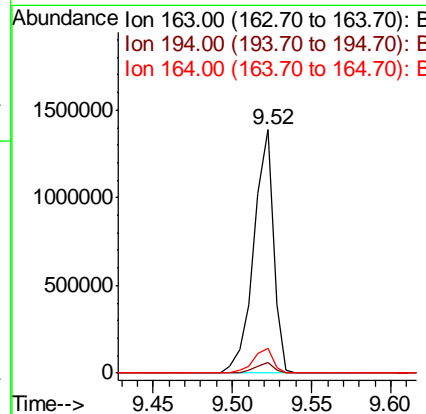
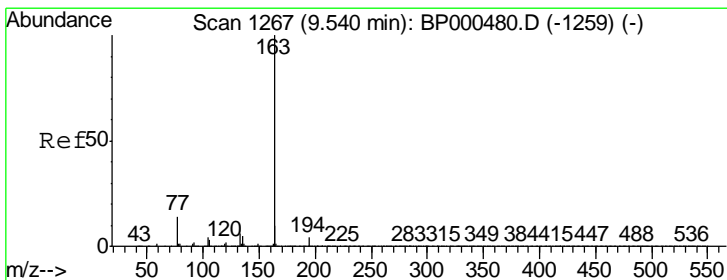
Ion	Ratio	Lower	Upper
152	100		
151	20.4	16.6	25.0
153	13.7	11.0	16.6

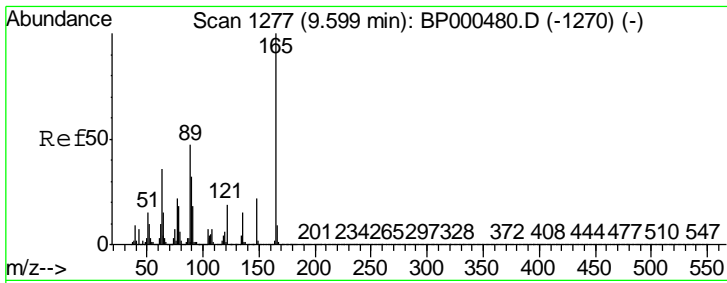


#50
 Dimethylphthalate
 Concen: 37.944 ng
 RT: 9.52 min Scan# 1264
 Delta R.T. -0.02 min
 Lab File: BP000674.D
 Acq: 12 Oct 2019 17:57

Tgt Ion:163 Resp: 1198440

Ion	Ratio	Lower	Upper
163	100		
194	4.4	3.4	5.2
164	10.1	8.0	12.0

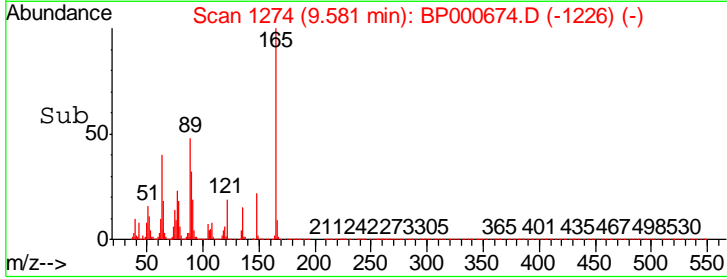
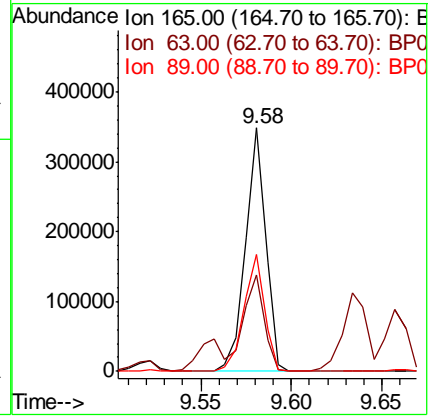
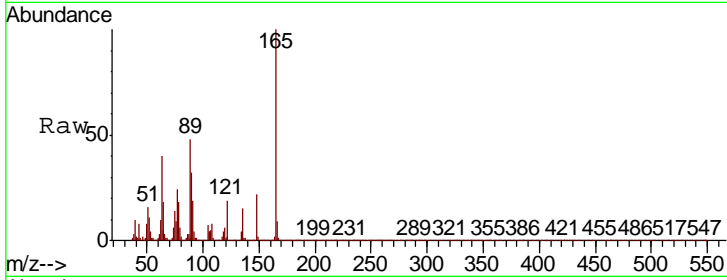




#51
 2,6-Dinitrotoluene
 Concen: 39.135 ng
 RT: 9.58 min Scan# 1274
 Delta R.T. -0.02 min
 Lab File: BP000674.D
 Acq: 12 Oct 2019 17:57

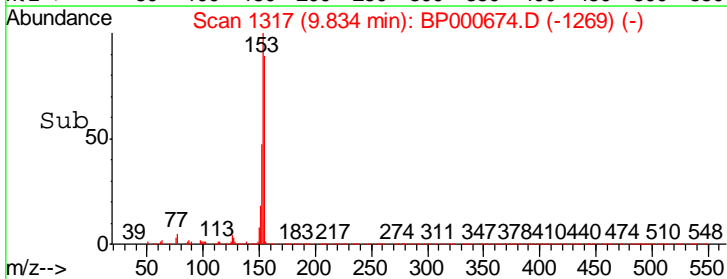
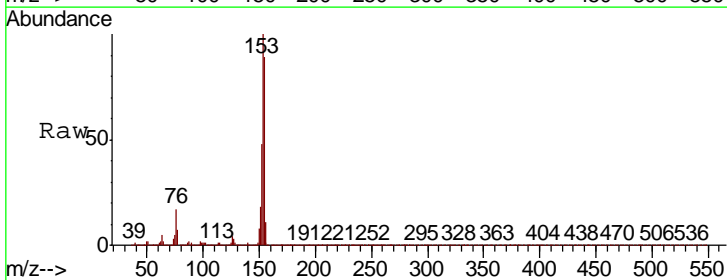
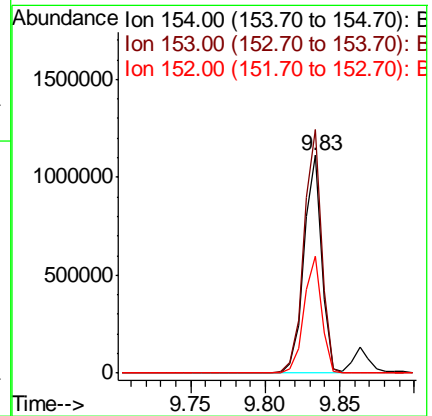
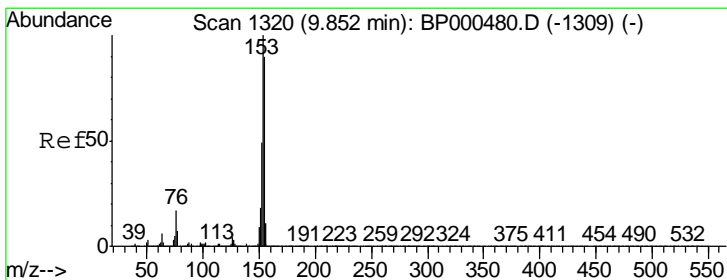
Instrument :
 BNA_P
 ClientSampleId :

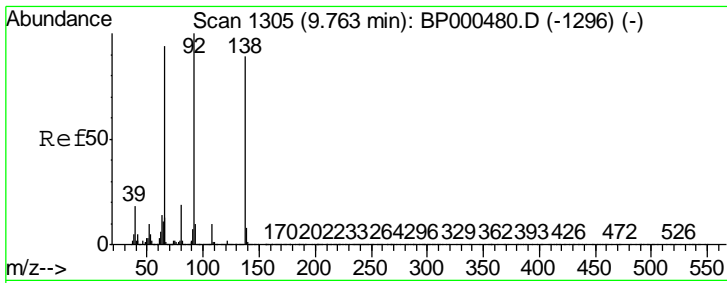
Tgt Ion	Resp	Lower	Upper
165	100		
63	39.8	29.9	44.9
89	47.8	37.3	55.9



#52
 Acenaphthene
 Concen: 37.982 ng
 RT: 9.83 min Scan# 1317
 Delta R.T. -0.02 min
 Lab File: BP000674.D
 Acq: 12 Oct 2019 17:57

Tgt Ion	Resp	Lower	Upper
154	100		
153	111.9	89.4	134.0
152	53.8	43.8	65.8

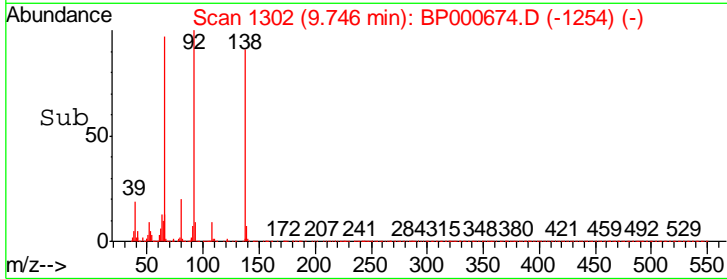
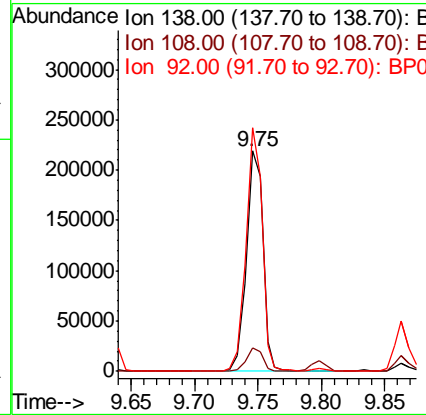
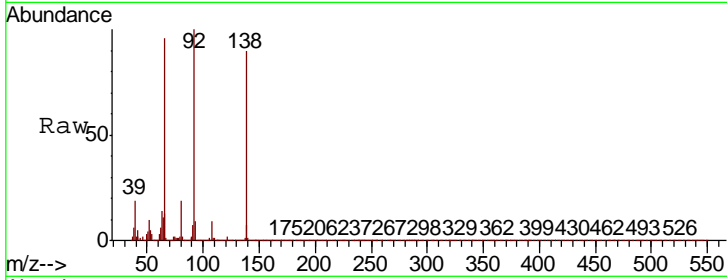




#53
 3-Nitroaniline
 Concen: 24.797 ng
 RT: 9.75 min Scan# 1302
 Delta R.T. -0.02 min
 Lab File: BP000674.D
 Acq: 12 Oct 2019 17:57

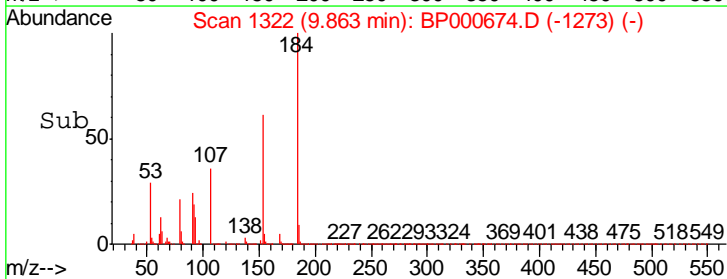
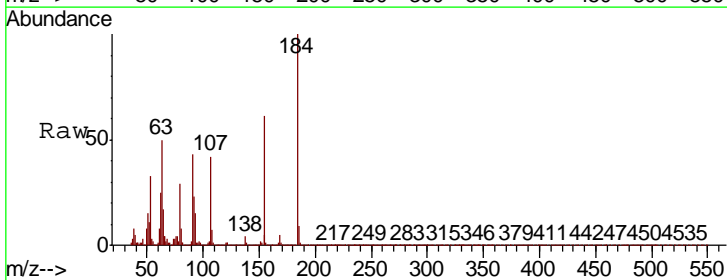
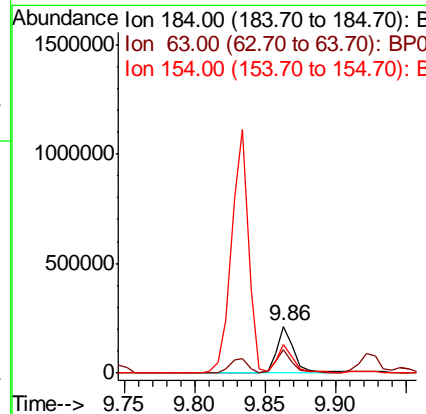
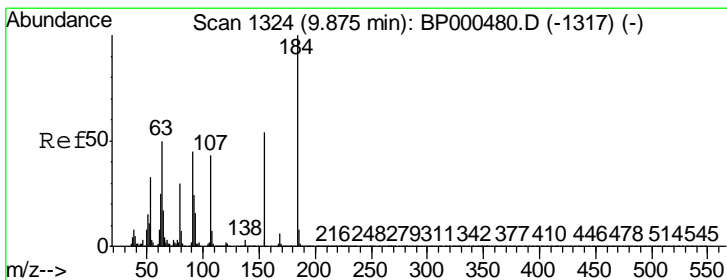
Instrument :
 BNA_P
 ClientSampled :

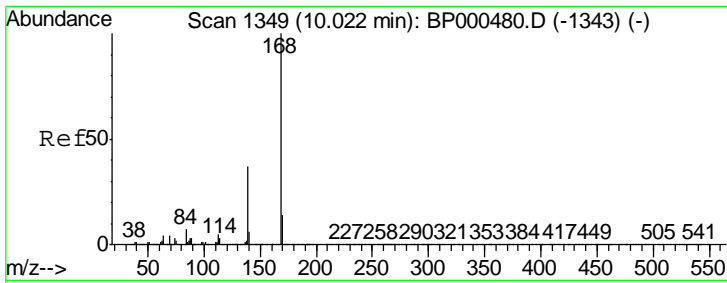
Tgt Ion	Resp	Lower	Upper
138	195698		
108	10.5	8.8	13.2
92	110.5	90.4	135.6



#54
 2,4-Dinitrophenol
 Concen: 78.718 ng
 RT: 9.86 min Scan# 1322
 Delta R.T. -0.01 min
 Lab File: BP000674.D
 Acq: 12 Oct 2019 17:57

Tgt Ion	Resp	Lower	Upper
184	180919		
63	50.1	41.0	61.4
154	61.1	49.8	74.8



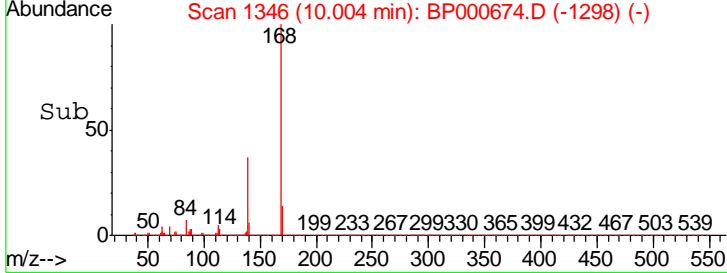
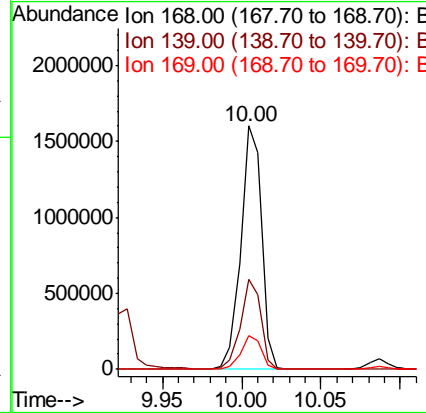
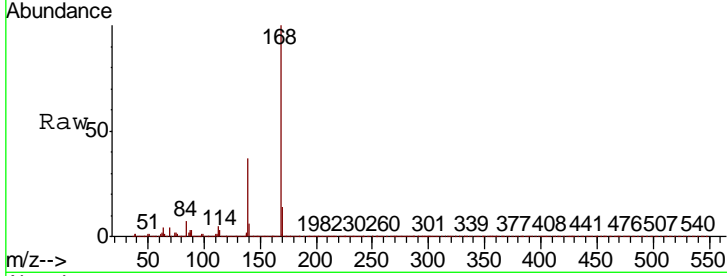


#55
 Dibenzofuran
 Concen: 39.898 ng
 RT: 10.00 min Scan# 1346
 Delta R.T. -0.02 min
 Lab File: BP000674.D
 Acq: 12 Oct 2019 17:57

Instrument :
 BNA_P
 ClientSampled :

Tgt Ion:168 Resp: 1448154

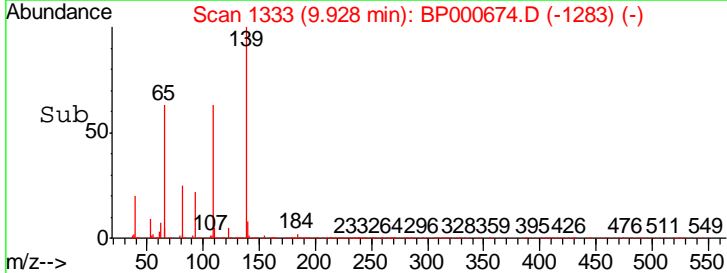
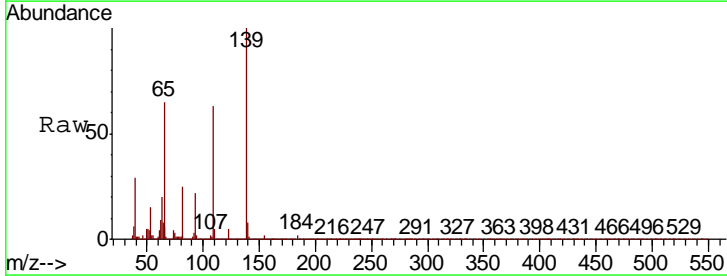
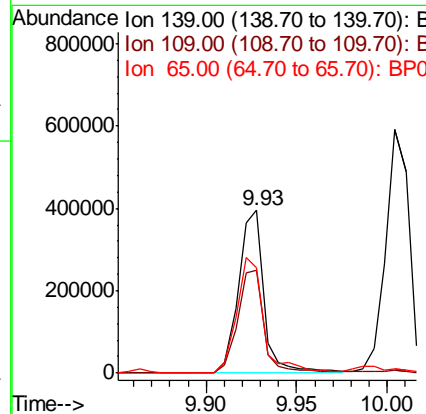
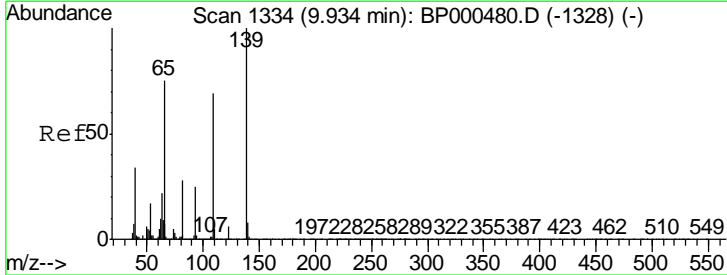
Ion	Ratio	Lower	Upper
168	100		
139	36.9	29.5	44.3
169	13.9	11.1	16.7

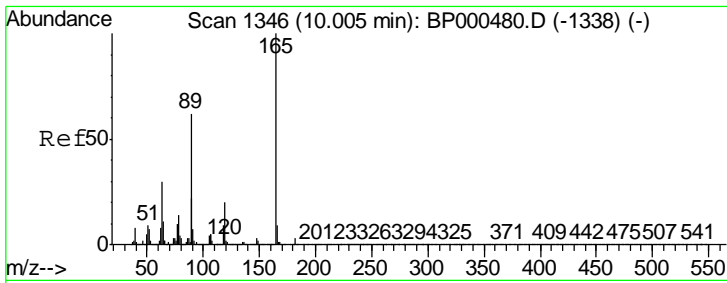


#56
 4-Nitrophenol
 Concen: 76.360 ng
 RT: 9.93 min Scan# 1333
 Delta R.T. -0.01 min
 Lab File: BP000674.D
 Acq: 12 Oct 2019 17:57

Tgt Ion:139 Resp: 384749

Ion	Ratio	Lower	Upper
139	100		
109	63.0	48.6	88.6
65	64.7	55.3	95.3

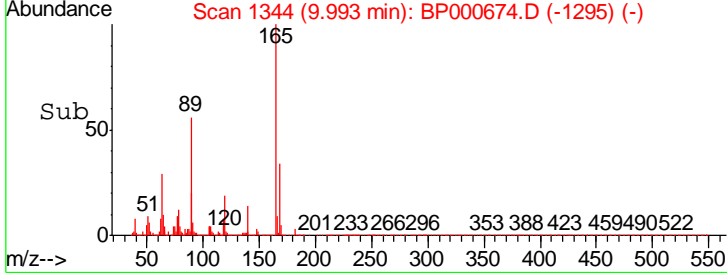
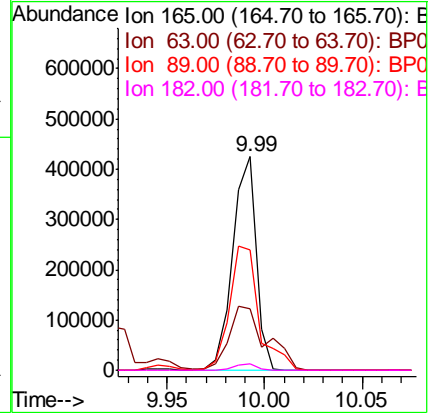
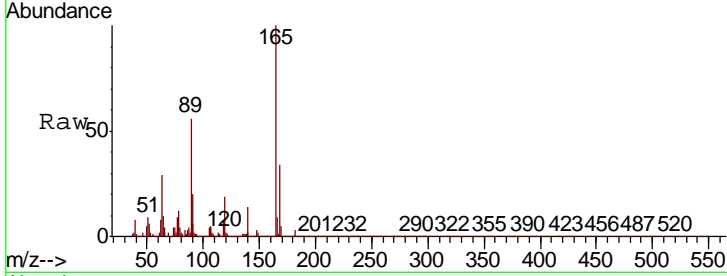




#57
 2,4-Dinitrotoluene
 Concen: 39.124 ng
 RT: 9.99 min Scan# 1344
 Delta R.T. -0.01 min
 Lab File: BP000674.D
 Acq: 12 Oct 2019 17:57

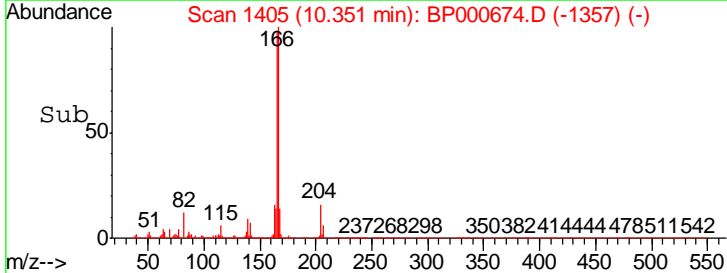
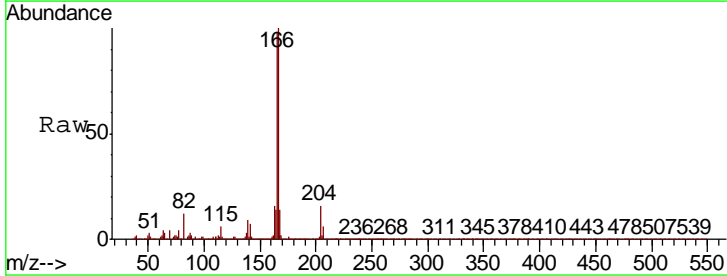
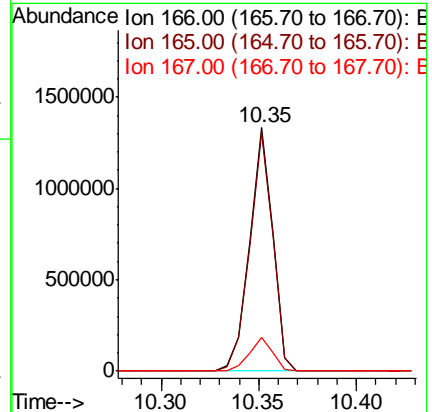
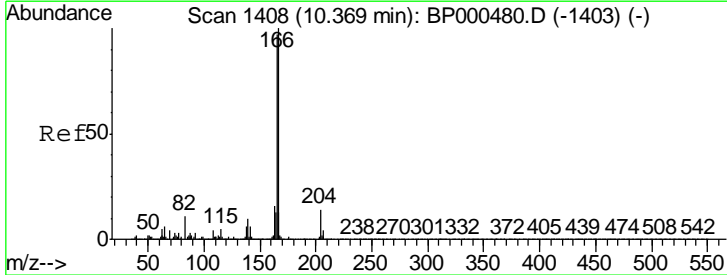
Instrument :
 BNA_P
 ClientSampleID :

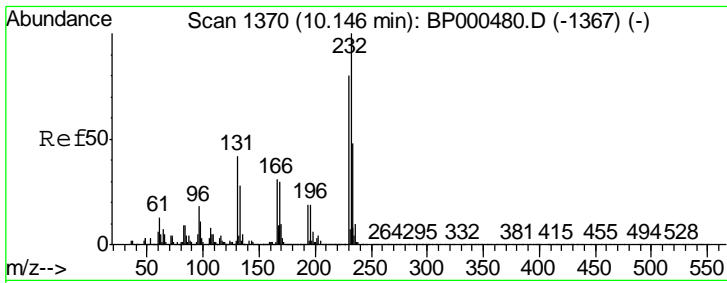
Tgt Ion	Resp	Lower	Upper
165	100		
63	28.8	24.2	36.4
89	56.4	49.4	74.0
182	3.2	2.5	3.7



#58
 Fluorene
 Concen: 42.133 ng
 RT: 10.35 min Scan# 1405
 Delta R.T. -0.02 min
 Lab File: BP000674.D
 Acq: 12 Oct 2019 17:57

Tgt Ion	Resp	Lower	Upper
166	100		
165	97.8	77.3	115.9
167	13.7	10.6	16.0

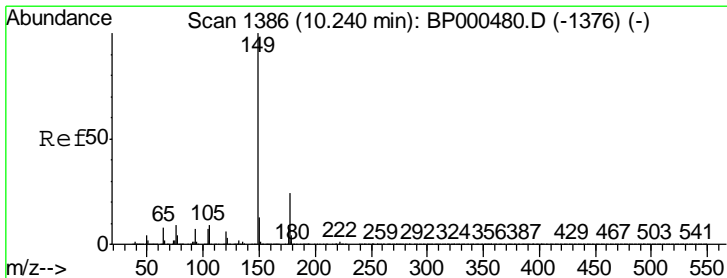
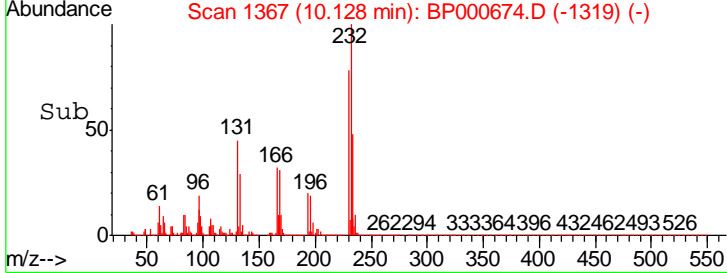
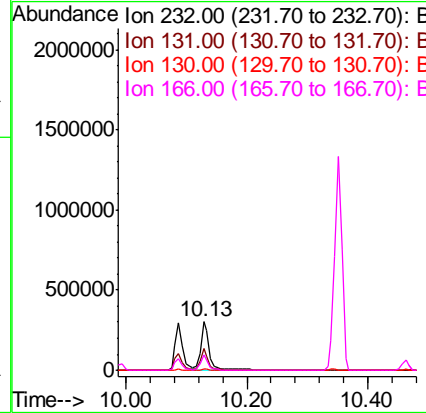
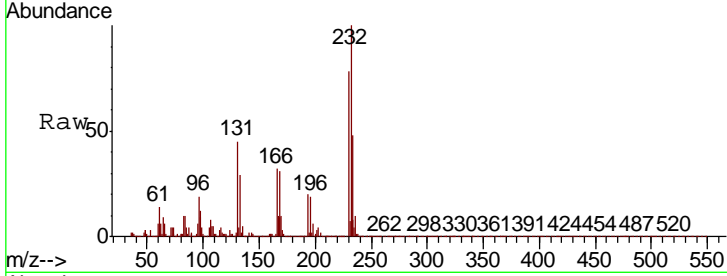




#59
 2,3,4,6-Tetrachlorophenol
 Concen: 39.932 ng
 RT: 10.13 min Scan# 1367
 Delta R.T. -0.02 min
 Lab File: BP000674.D
 Acq: 12 Oct 2019 17:57

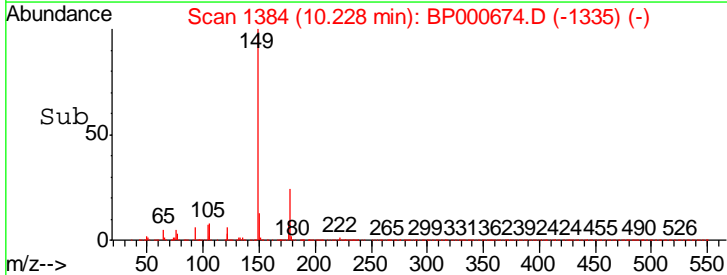
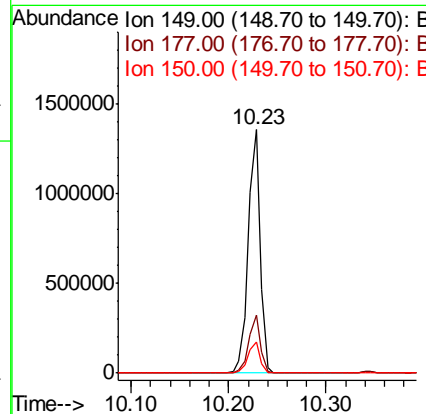
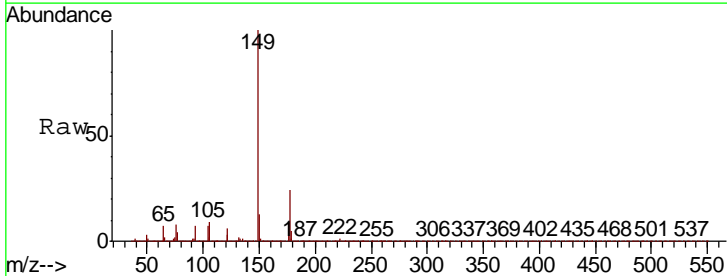
Instrument :
 BNA_P
 ClientSampled :

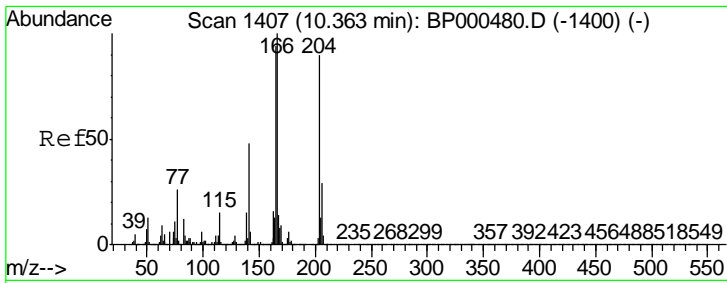
Tgt Ion	Resp	Lower	Upper
232	308670		
131	38.6	32.1	48.1
130	2.1	1.6	2.4
166	27.8	23.0	34.4



#60
 Diethylphthalate
 Concen: 38.409 ng
 RT: 10.23 min Scan# 1384
 Delta R.T. -0.01 min
 Lab File: BP000674.D
 Acq: 12 Oct 2019 17:57

Tgt Ion	Resp	Lower	Upper
149	1151580		
177	23.7	19.0	28.6
150	12.8	10.8	16.2

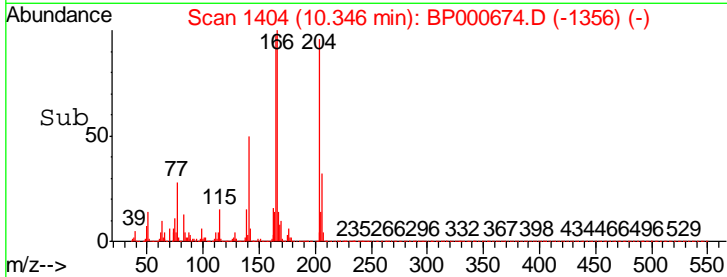
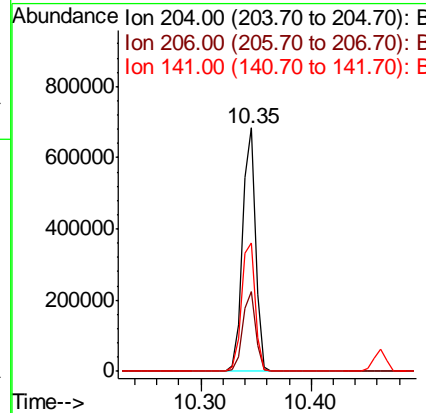
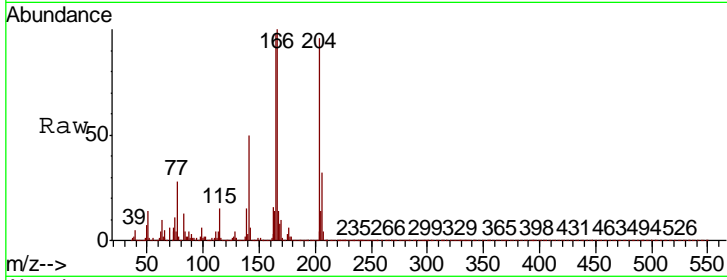




#61
 4-Chlorophenyl-phenylether
 Concen: 40.714 ng
 RT: 10.35 min Scan# 1404
 Delta R.T. -0.02 min
 Lab File: BP000674.D
 Acq: 12 Oct 2019 17:57

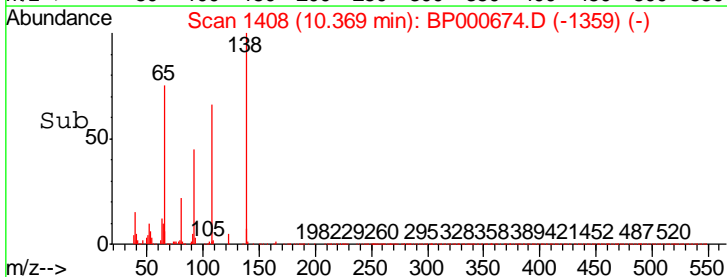
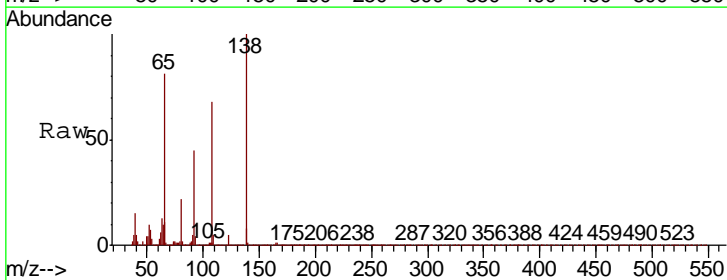
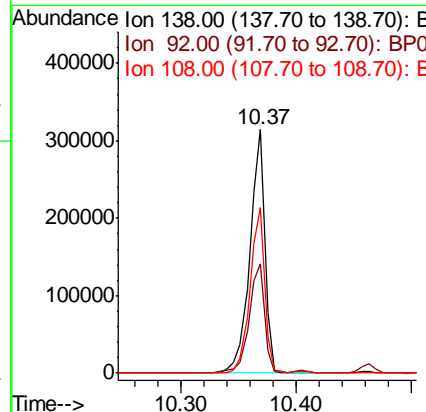
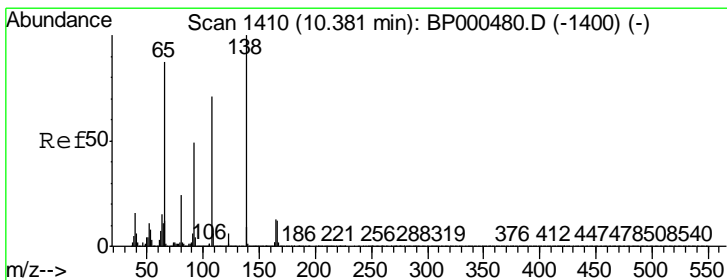
Instrument :
 BNA_P
 ClientSampled :

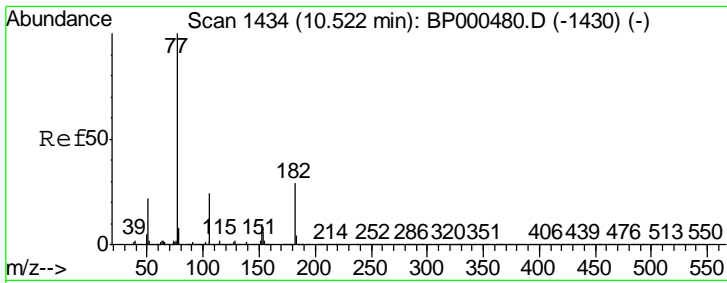
Tgt Ion	Resp	Lower	Upper
204	566360		
206	33.0	25.8	38.8
141	52.6	42.8	64.2



#62
 4-Nitroaniline
 Concen: 37.402 ng
 RT: 10.37 min Scan# 1408
 Delta R.T. -0.01 min
 Lab File: BP000674.D
 Acq: 12 Oct 2019 17:57

Tgt Ion	Resp	Lower	Upper
138	283891		
92	45.0	28.7	68.7
108	68.0	50.6	90.6

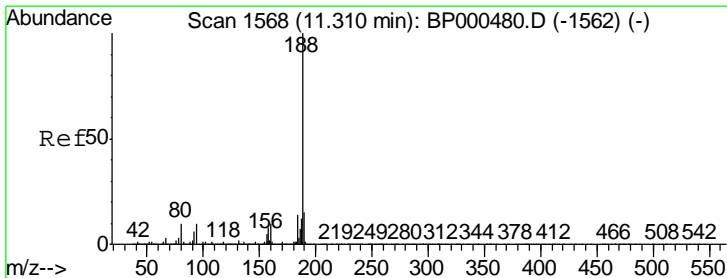
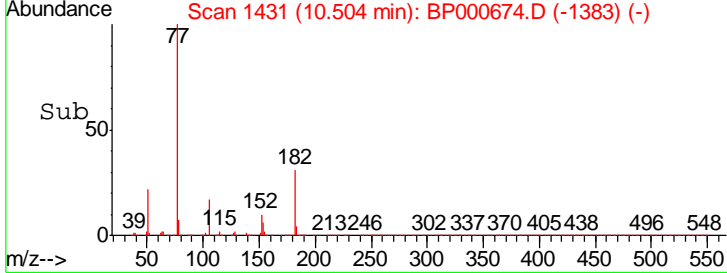
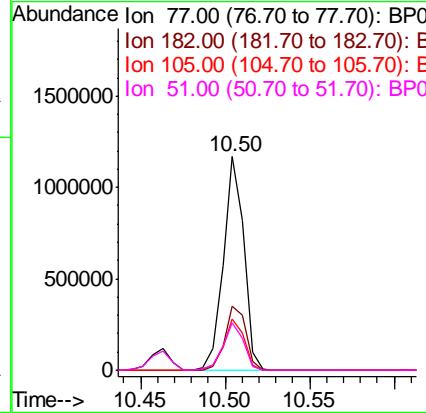
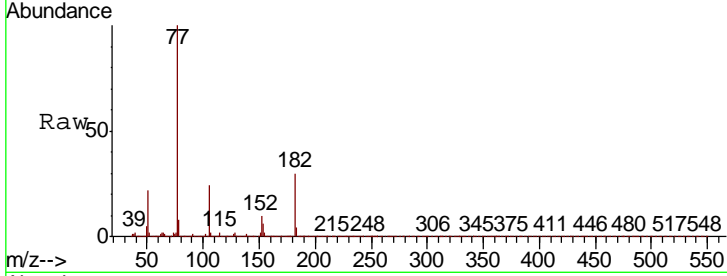




#63
 Azobenzene
 Concen: 42.971 ng
 RT: 10.50 min Scan# 1431
 Delta R.T. -0.02 min
 Lab File: BP000674.D
 Acq: 12 Oct 2019 17:57

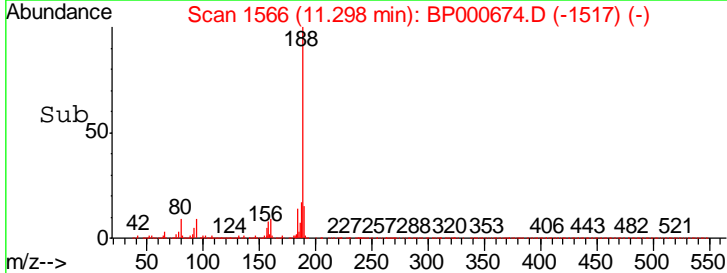
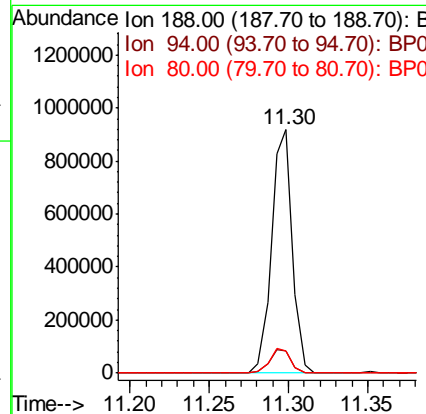
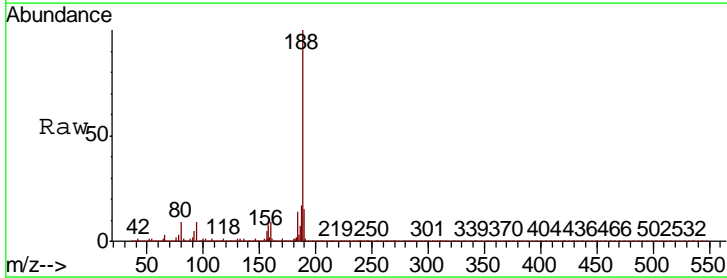
Instrument :
 BNA_P
 ClientSampled :

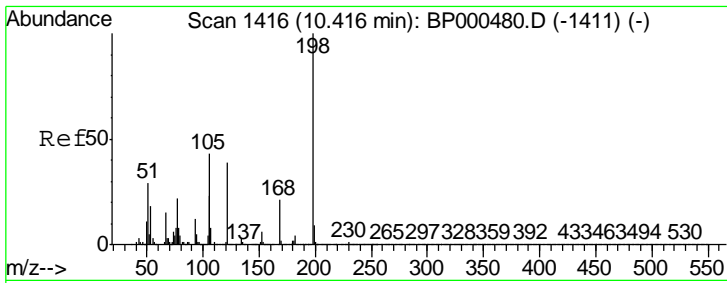
Tgt Ion	Resp	Lower	Upper
77	100		
182	29.7	9.0	49.0
105	24.0	3.8	43.8
51	22.4	1.9	41.9



#64
 Phenanthrene-d10
 Concen: 20.000 ng
 RT: 11.30 min Scan# 1566
 Delta R.T. -0.01 min
 Lab File: BP000674.D
 Acq: 12 Oct 2019 17:57

Tgt Ion	Resp	Lower	Upper
188	100		
94	9.1	8.2	12.2
80	9.1	8.3	12.5

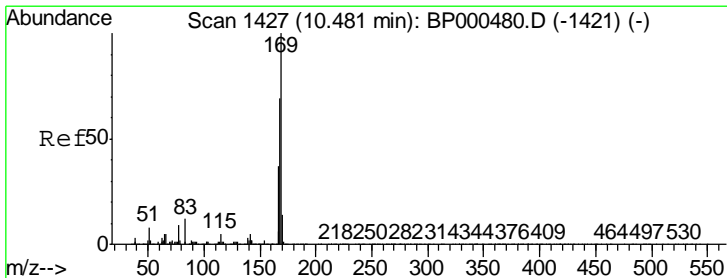
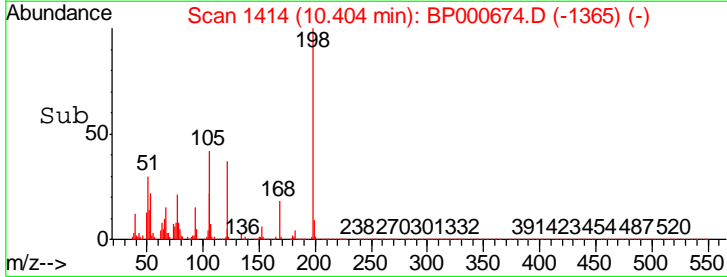
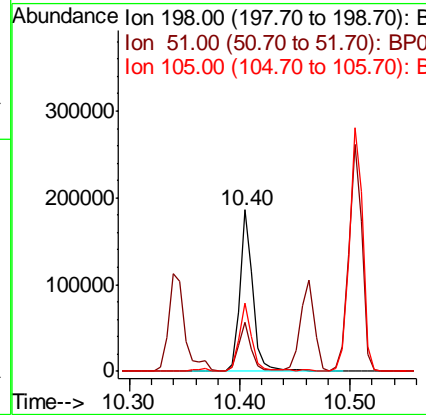
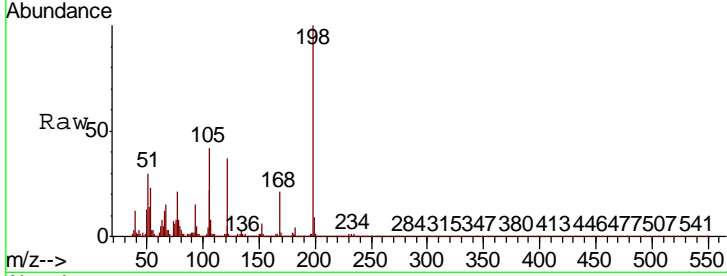




#65
 4,6-Dinitro-2-methylphenol
 Concen: 41.100 ng
 RT: 10.40 min Scan# 1414
 Delta R.T. -0.01 min
 Lab File: BP000674.D
 Acq: 12 Oct 2019 17:57

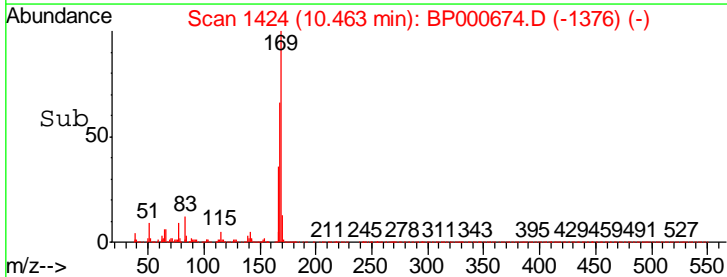
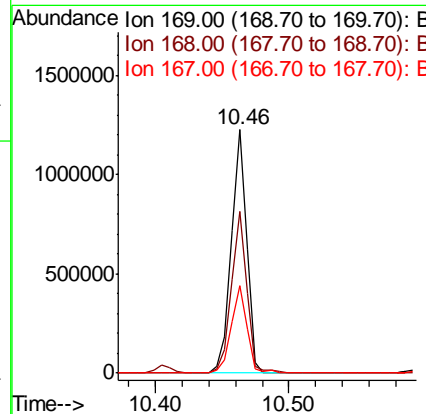
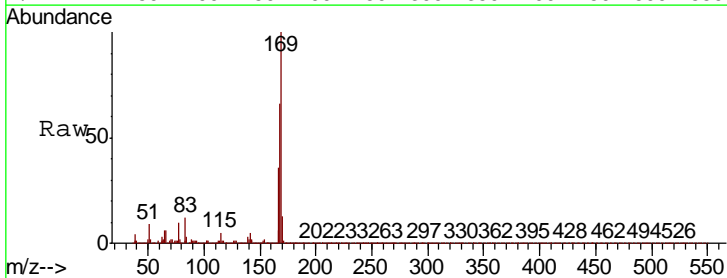
Instrument :
 BNA_P
 ClientSampled :

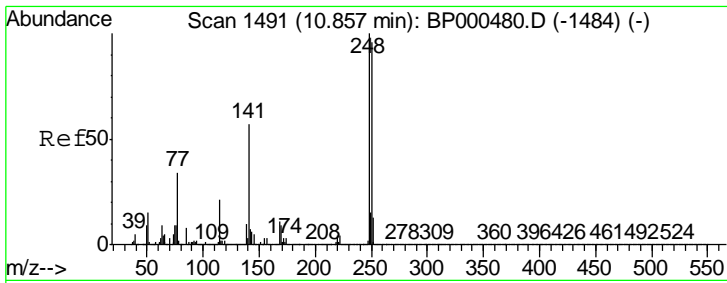
Tgt Ion	Resp	Lower	Upper
198	152836		
51	30.4	12.8	52.8
105	42.1	24.0	64.0



#66
 n-Nitrosodiphenylamine
 Concen: 40.981 ng
 RT: 10.46 min Scan# 1424
 Delta R.T. -0.02 min
 Lab File: BP000674.D
 Acq: 12 Oct 2019 17:57

Tgt Ion	Resp	Lower	Upper
169	1001262		
168	66.2	55.4	83.2
167	35.9	29.4	44.2

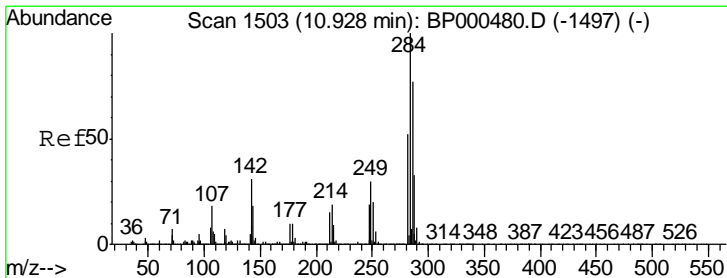
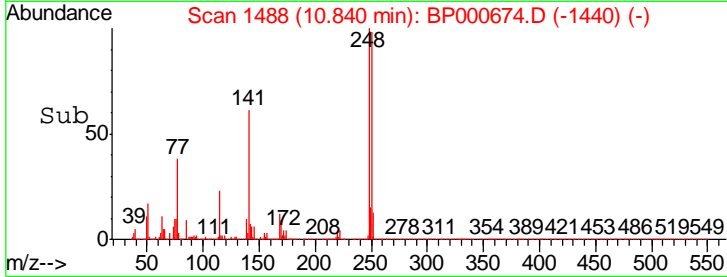
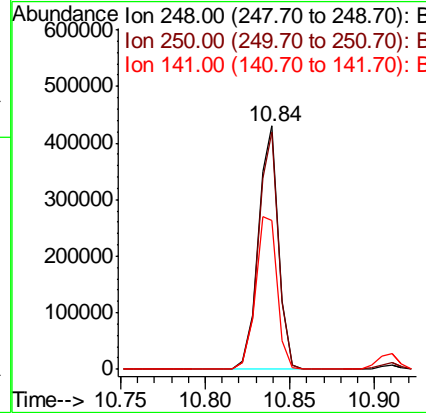
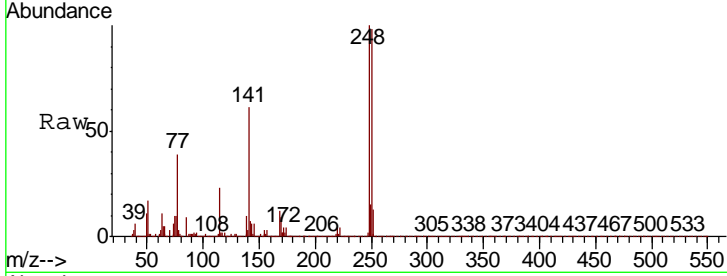




#67
 4-Bromophenyl-phenylether
 Concen: 38.053 ng
 RT: 10.84 min Scan# 1488
 Delta R.T. -0.02 min
 Lab File: BP000674.D
 Acq: 12 Oct 2019 17:57

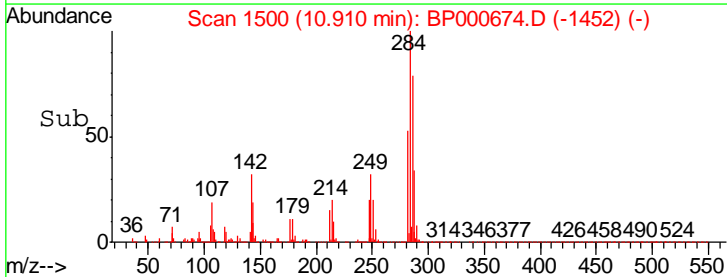
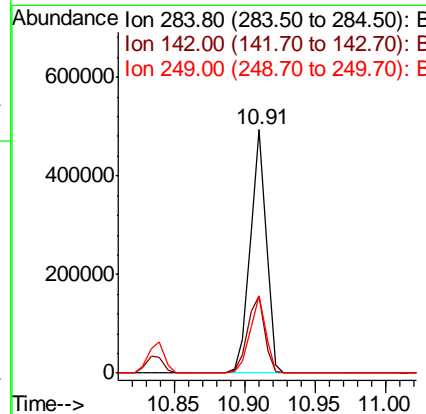
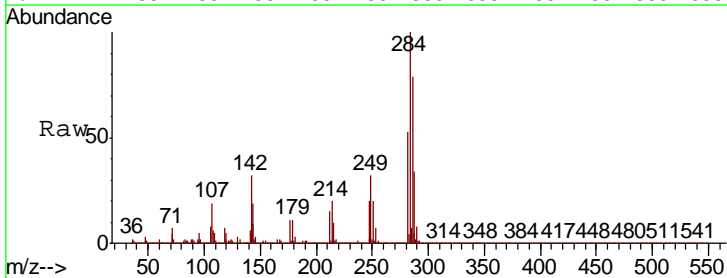
Instrument :
 BNA_P
 ClientSampled :

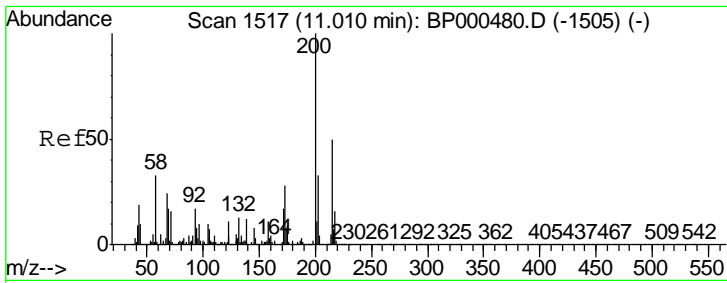
Tgt Ion	Resp	Lower	Upper
248	359324		
250	97.6	77.2	115.8
141	61.1	45.3	67.9



#68
 Hexachlorobenzene
 Concen: 36.354 ng
 RT: 10.91 min Scan# 1500
 Delta R.T. -0.02 min
 Lab File: BP000674.D
 Acq: 12 Oct 2019 17:57

Tgt Ion	Resp	Lower	Upper
284	390102		
142	31.8	24.6	37.0
249	31.6	24.1	36.1

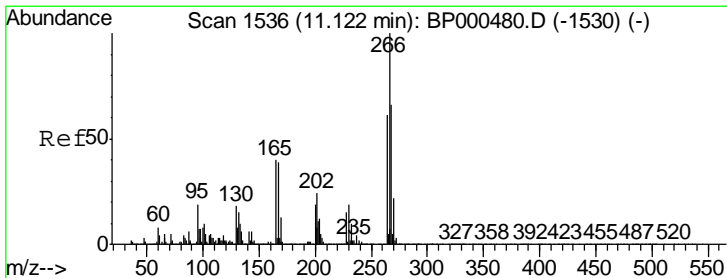
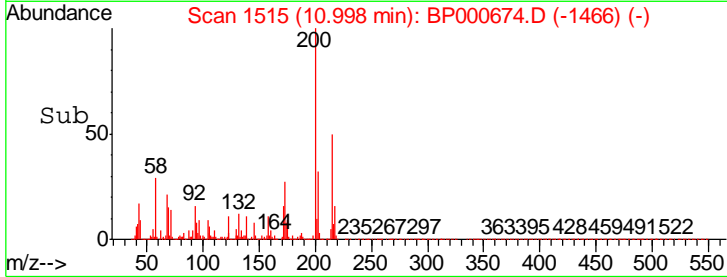
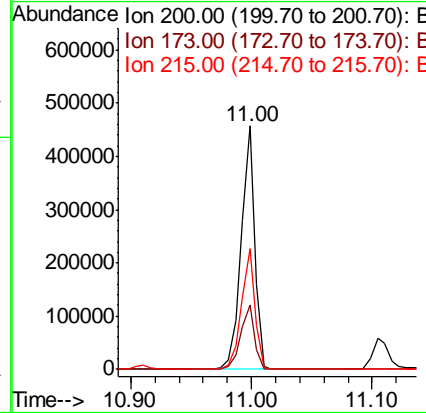
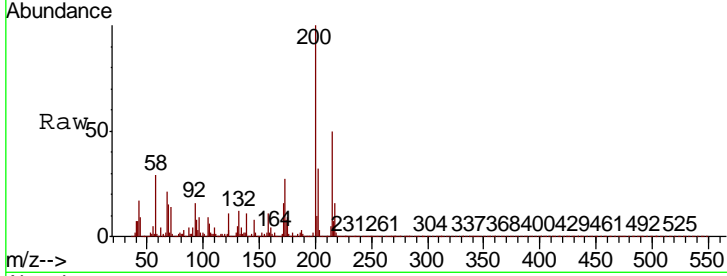




#69
 Atrazine
 Concen: 44.768 ng
 RT: 11.00 min Scan# 1515
 Delta R.T. -0.01 min
 Lab File: BP000674.D
 Acq: 12 Oct 2019 17:57

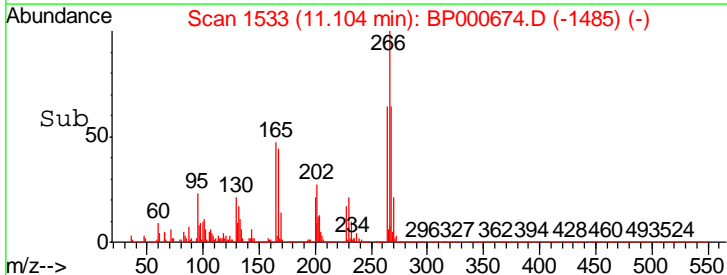
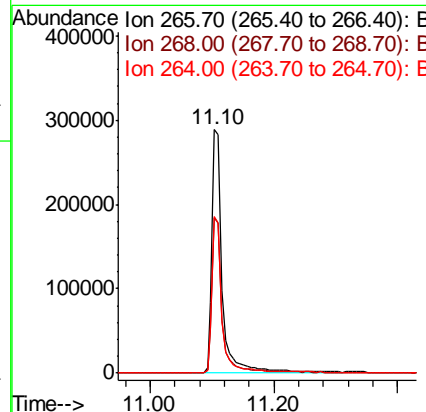
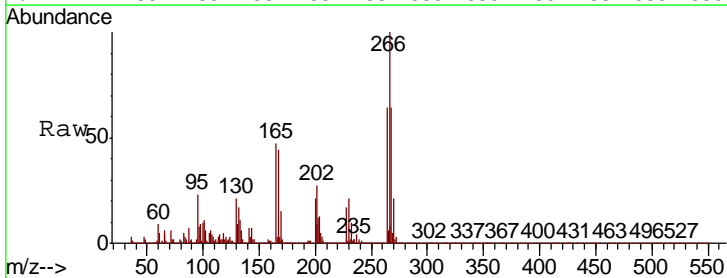
Instrument :
 BNA_P
 ClientSampled :

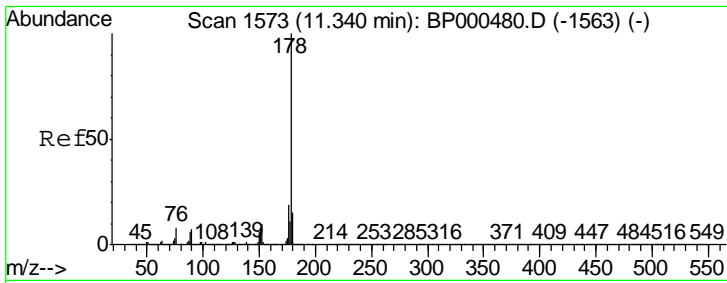
Tgt Ion	Resp	Lower	Upper
200	100		
173	26.7	7.6	47.6
215	49.7	29.5	69.5



#70
 Pentachlorophenol
 Concen: 77.829 ng
 RT: 11.10 min Scan# 1533
 Delta R.T. -0.02 min
 Lab File: BP000674.D
 Acq: 12 Oct 2019 17:57

Tgt Ion	Resp	Lower	Upper
266	100		
268	63.7	53.2	79.8
264	64.1	49.0	73.4



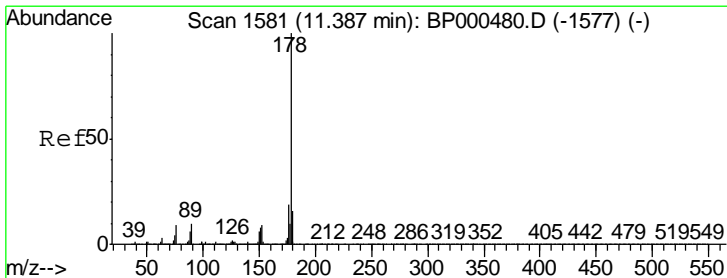
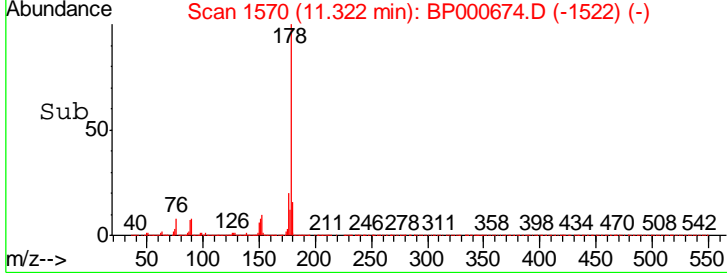
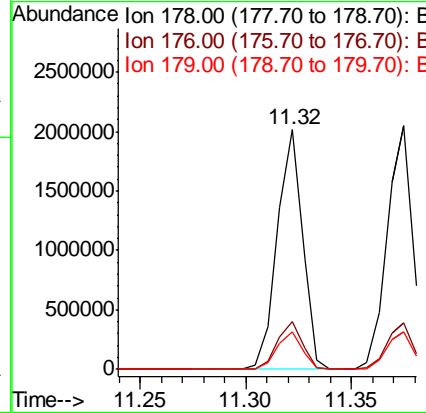
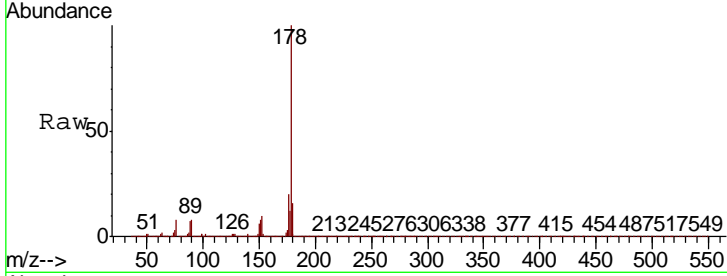


#71
 Phenanthrene
 Concen: 40.060 ng
 RT: 11.32 min Scan# 1570
 Delta R.T. -0.02 min
 Lab File: BP000674.D
 Acq: 12 Oct 2019 17:57

Instrument :
 BNA_P
 ClientSampled :

Tgt Ion:178 Resp: 1687733

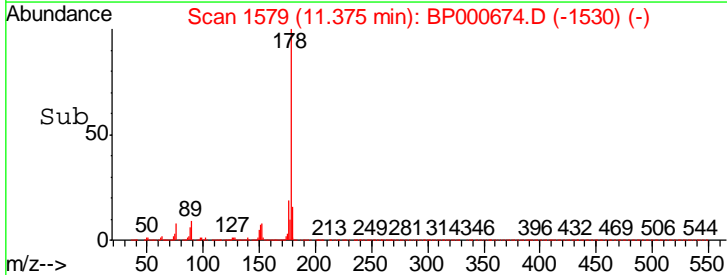
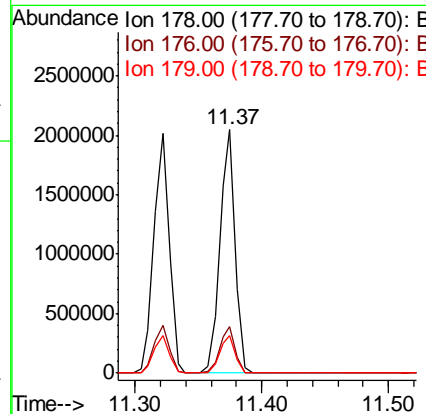
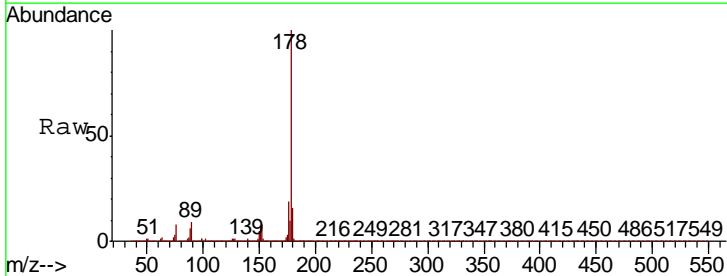
Ion	Ratio	Lower	Upper
178	100		
176	19.8	15.4	23.2
179	15.7	12.2	18.4

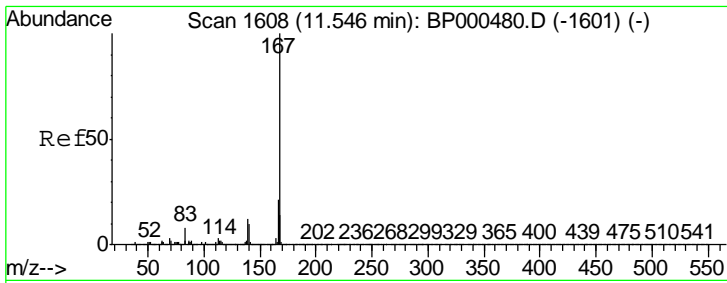


#72
 Anthracene
 Concen: 41.633 ng
 RT: 11.37 min Scan# 1579
 Delta R.T. -0.01 min
 Lab File: BP000674.D
 Acq: 12 Oct 2019 17:57

Tgt Ion:178 Resp: 1739146

Ion	Ratio	Lower	Upper
178	100		
176	19.0	15.4	23.0
179	15.6	12.6	19.0



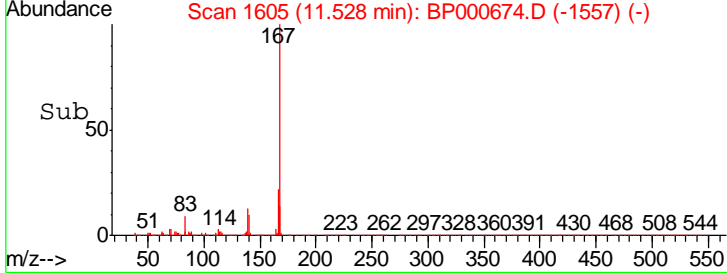
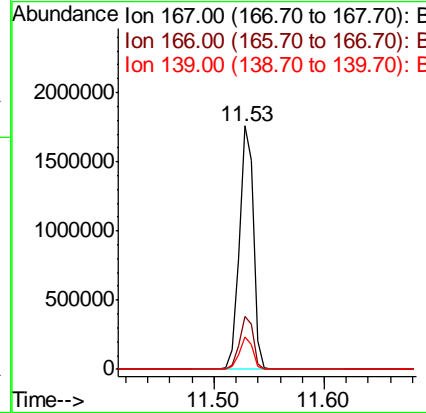
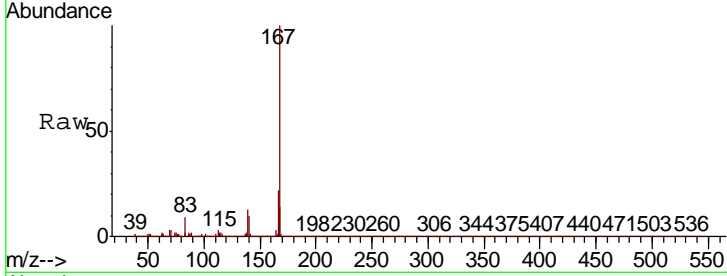


#73
 Carbazole
 Concen: 40.608 ng
 RT: 11.53 min Scan# 1605
 Delta R.T. -0.02 min
 Lab File: BP000674.D
 Acq: 12 Oct 2019 17:57

Instrument :
 BNA_P
 ClientSampled :

Tgt Ion: 167 Resp: 1572458

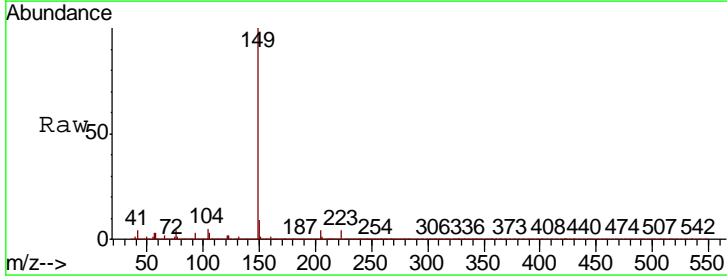
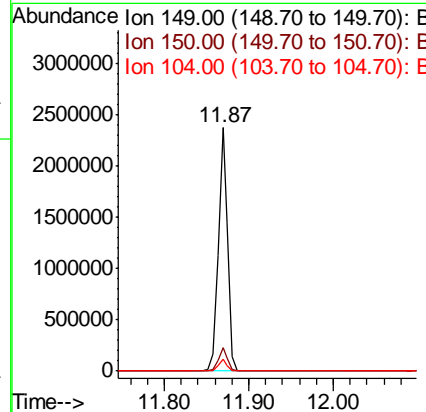
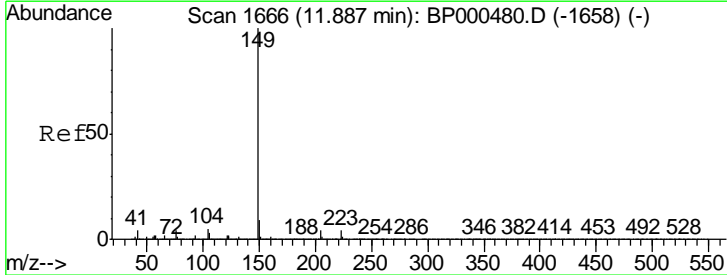
Ion	Ratio	Lower	Upper
167	100		
166	21.7	16.9	25.3
139	13.2	9.7	14.5

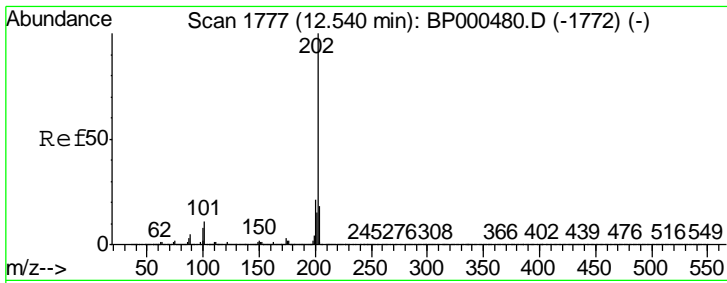


#74
 Di-n-butylphthalate
 Concen: 39.538 ng
 RT: 11.87 min Scan# 1663
 Delta R.T. -0.02 min
 Lab File: BP000674.D
 Acq: 12 Oct 2019 17:57

Tgt Ion: 149 Resp: 1865063

Ion	Ratio	Lower	Upper
149	100		
150	9.5	7.4	11.2
104	4.7	3.7	5.5

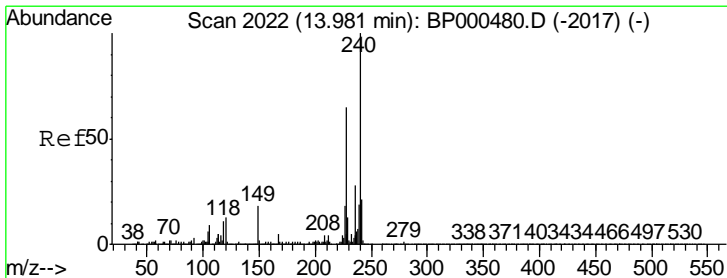
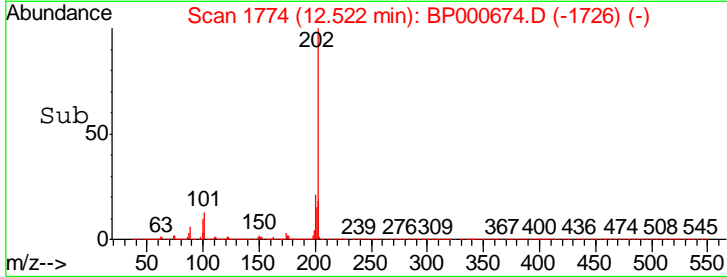
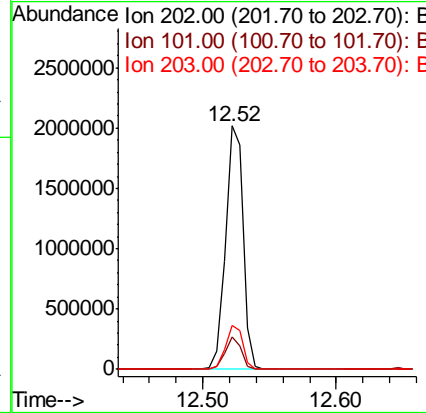
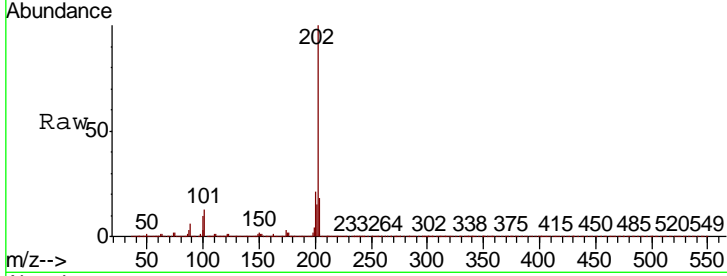




#75
 Fluoranthene
 Concen: 39.595 ng
 RT: 12.52 min Scan# 1774
 Delta R.T. -0.02 min
 Lab File: BP000674.D
 Acq: 12 Oct 2019 17:57

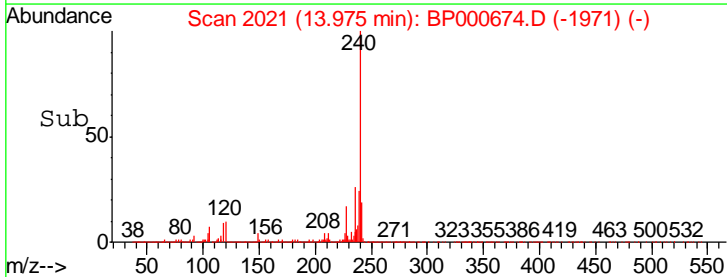
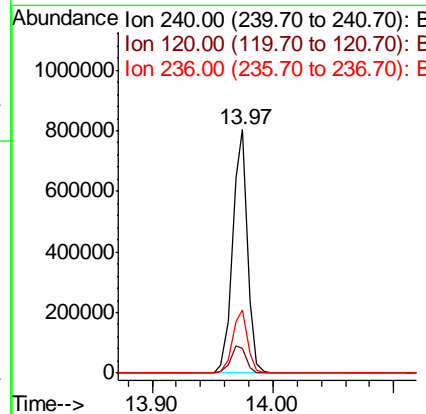
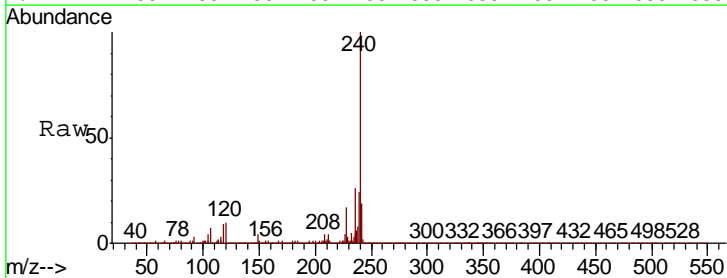
Instrument :
 BNA_P
 ClientSampled :

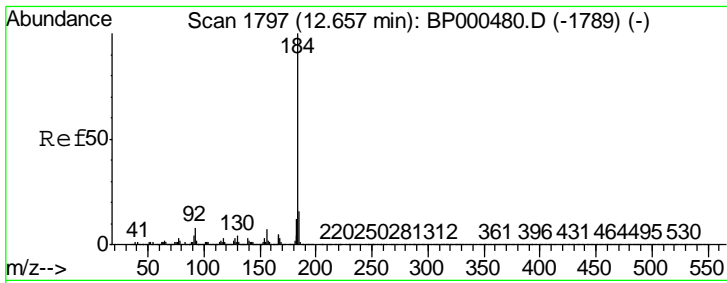
Tgt Ion	Resp	Lower	Upper
202	1873508		
101	13.1	0.0	31.3
203	17.9	0.0	38.1



#76
 Chrysene-d12
 Concen: 20.000 ng
 RT: 13.97 min Scan# 2021
 Delta R.T. -0.01 min
 Lab File: BP000674.D
 Acq: 12 Oct 2019 17:57

Tgt Ion	Resp	Lower	Upper
240	682508		
120	10.0	10.1	15.1#
236	26.0	22.7	34.1



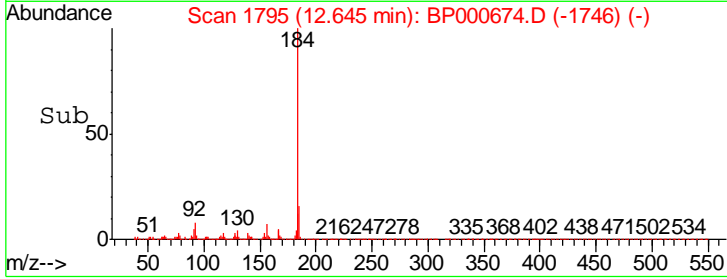
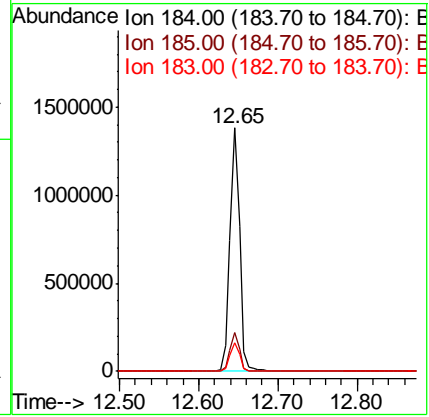
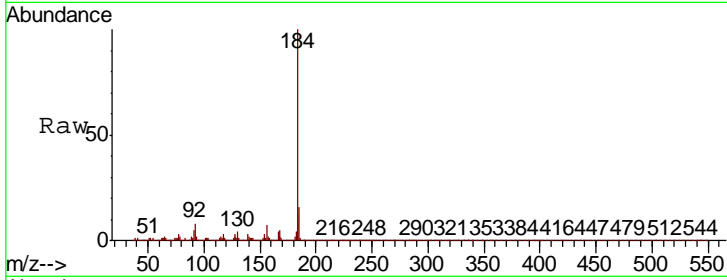


#77
 Benzidine
 Concen: 59.275 ng
 RT: 12.65 min Scan# 1795
 Delta R.T. -0.01 min
 Lab File: BP000674.D
 Acq: 12 Oct 2019 17:57

Instrument :
 BNA_P
 ClientSampled :

Tgt Ion:184 Resp: 1171492

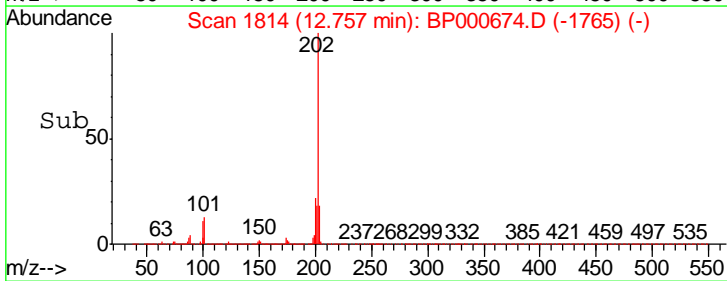
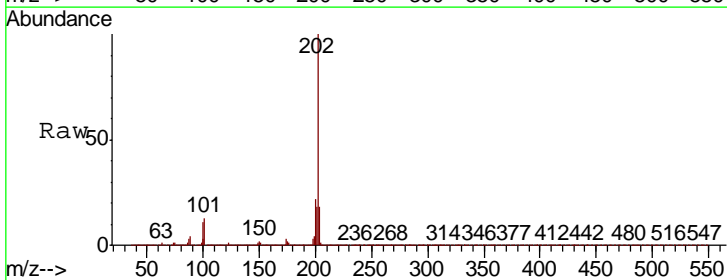
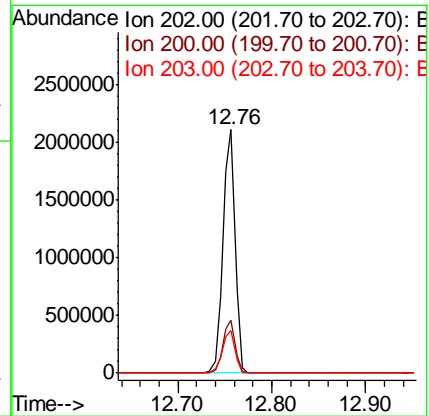
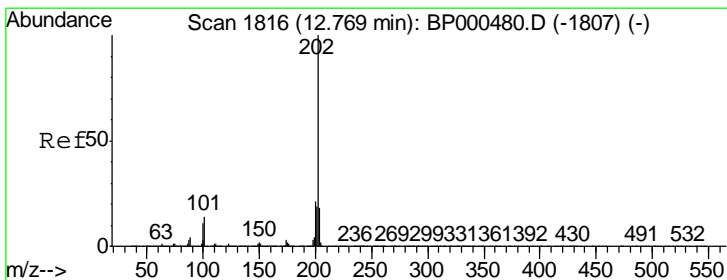
Ion	Ratio	Lower	Upper
184	100		
185	15.7	12.7	19.1
183	12.0	9.7	14.5

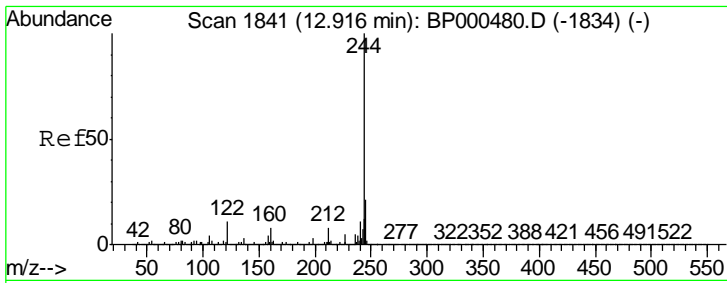


#78
 Pyrene
 Concen: 40.598 ng
 RT: 12.76 min Scan# 1814
 Delta R.T. -0.01 min
 Lab File: BP000674.D
 Acq: 12 Oct 2019 17:57

Tgt Ion:202 Resp: 1911022

Ion	Ratio	Lower	Upper
202	100		
200	21.9	17.1	25.7
203	17.7	14.6	21.8



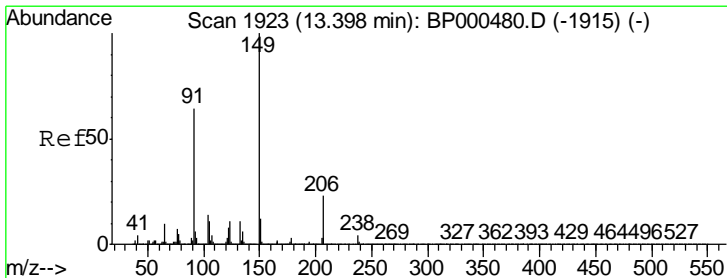
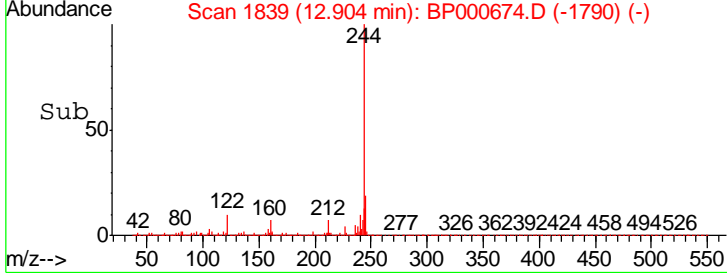
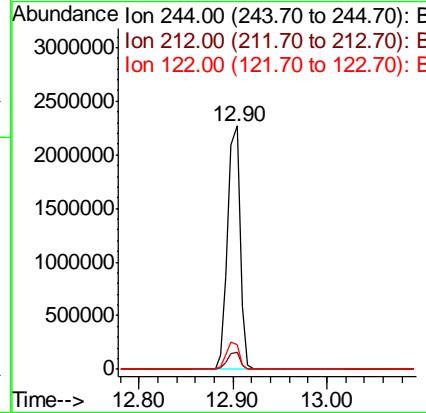
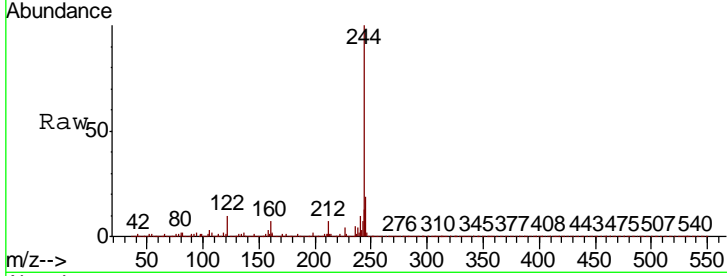


#79
 Terphenyl-d14
 Concen: 63.137 ng
 RT: 12.90 min Scan# 1839
 Delta R.T. -0.01 min
 Lab File: BP000674.D
 Acq: 12 Oct 2019 17:57

Instrument :
 BNA_P
 ClientSampled :

Tgt Ion: 244 Resp: 2128248

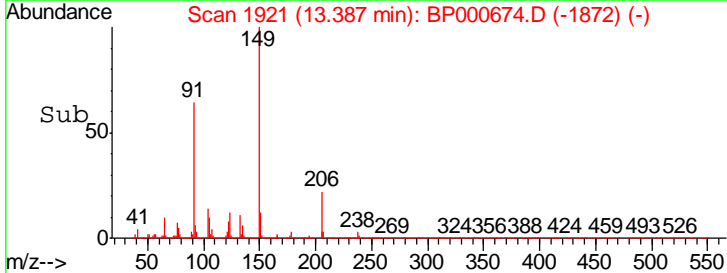
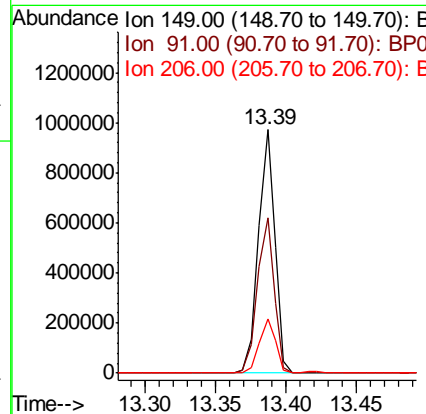
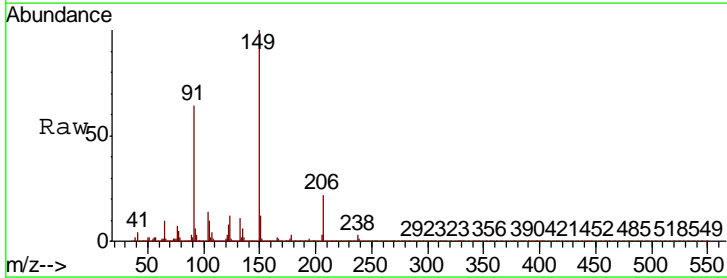
Ion	Ratio	Lower	Upper
244	100		
212	7.0	6.0	9.0
122	10.1	8.9	13.3

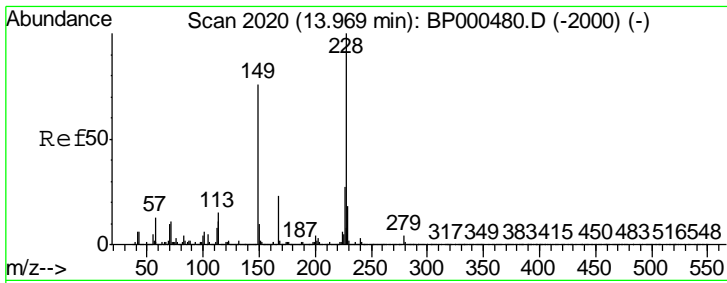


#80
 Butylbenzylphthalate
 Concen: 39.057 ng
 RT: 13.39 min Scan# 1921
 Delta R.T. -0.01 min
 Lab File: BP000674.D
 Acq: 12 Oct 2019 17:57

Tgt Ion: 149 Resp: 801143

Ion	Ratio	Lower	Upper
149	100		
91	63.8	51.0	76.4
206	22.3	18.2	27.4



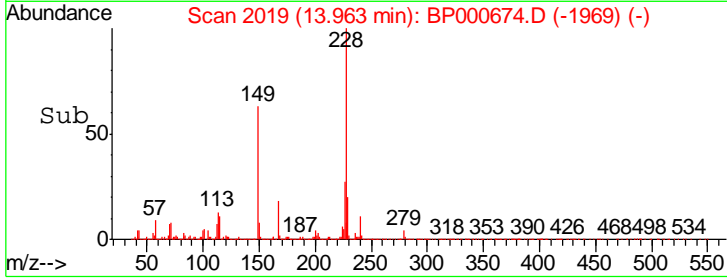
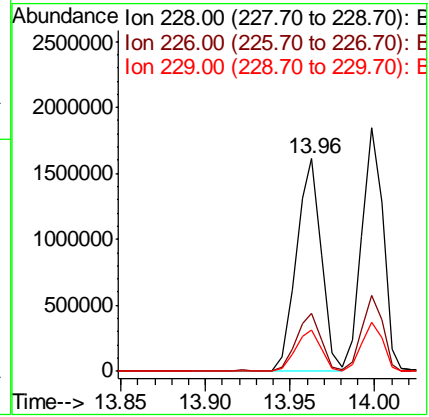
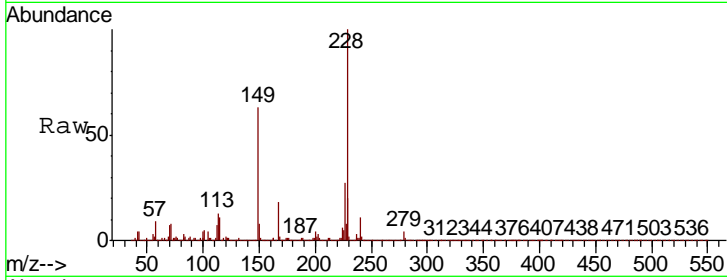


#81
 Benzo(a)anthracene
 Concen: 39.848 ng
 RT: 13.96 min Scan# 2019
 Delta R.T. -0.01 min
 Lab File: BP000674.D
 Acq: 12 Oct 2019 17:57

Instrument :
 BNA_P
 ClientSampled :

Tgt Ion: 228 Resp: 1659375

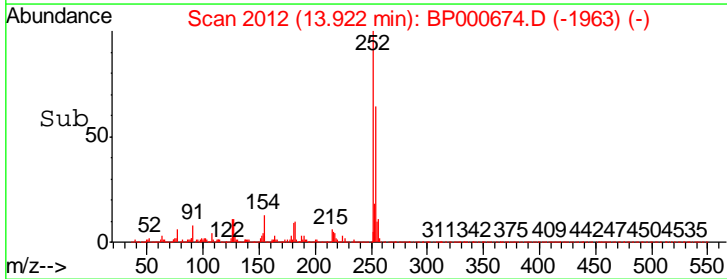
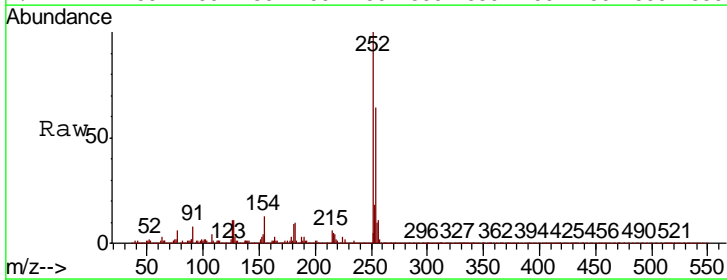
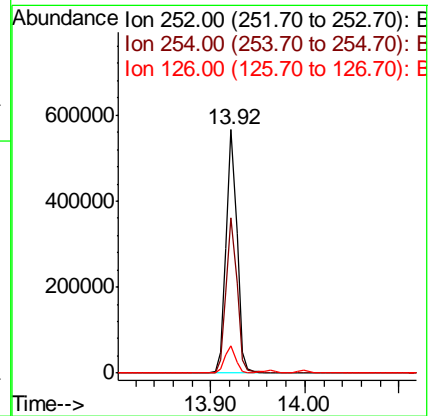
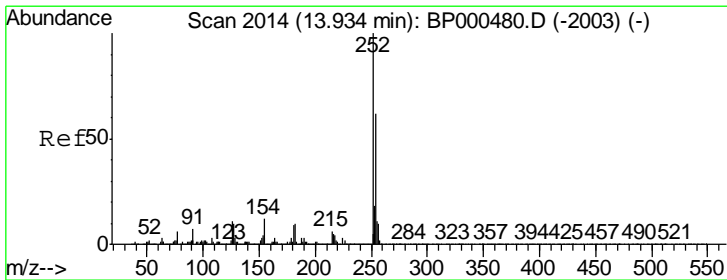
Ion	Ratio	Lower	Upper
228	100		
226	27.5	21.4	32.2
229	19.6	14.7	22.1

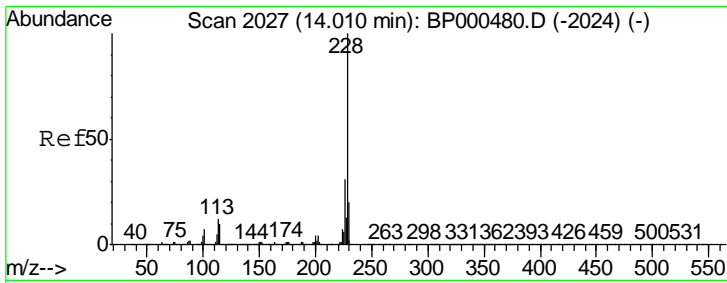


#82
 3,3'-Dichlorobenzidine
 Concen: 27.982 ng
 RT: 13.92 min Scan# 2012
 Delta R.T. -0.01 min
 Lab File: BP000674.D
 Acq: 12 Oct 2019 17:57

Tgt Ion: 252 Resp: 462837

Ion	Ratio	Lower	Upper
252	100		
254	63.9	49.8	74.8
126	11.4	8.9	13.3



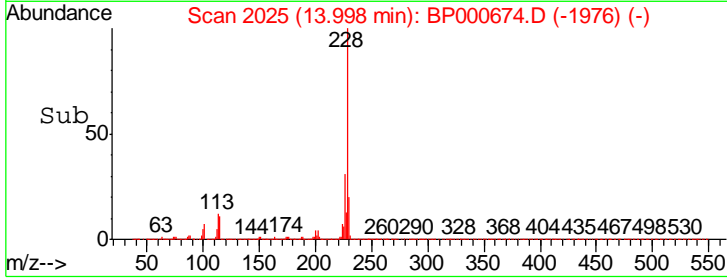
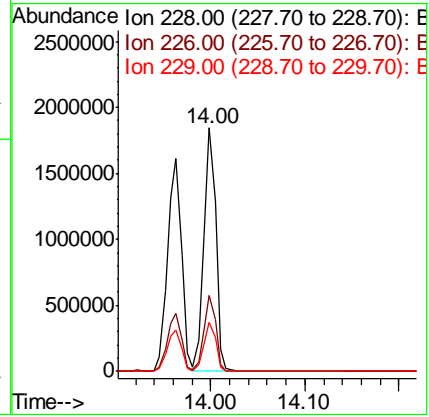
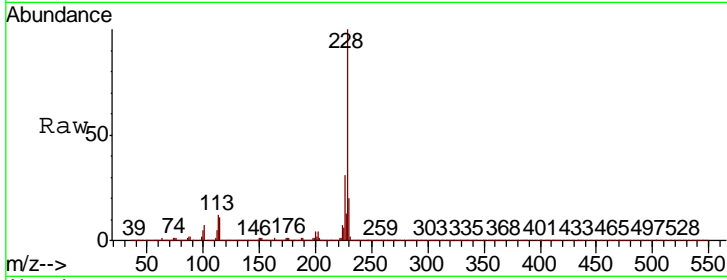


#83
 Chrysene
 Concen: 39.851 ng
 RT: 14.00 min Scan# 2025
 Delta R.T. -0.01 min
 Lab File: BP000674.D
 Acq: 12 Oct 2019 17:57

Instrument :
 BNA_P
 Client Sampled :

Tgt Ion: 228 Resp: 1628797

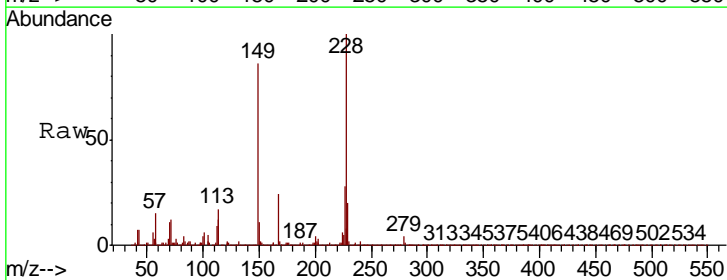
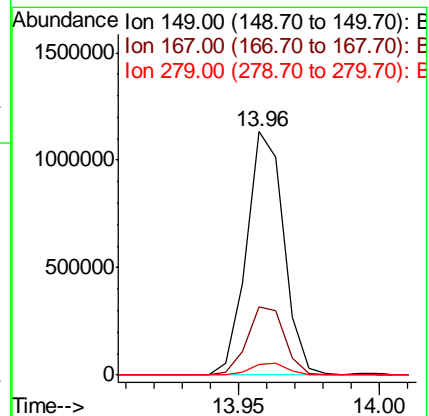
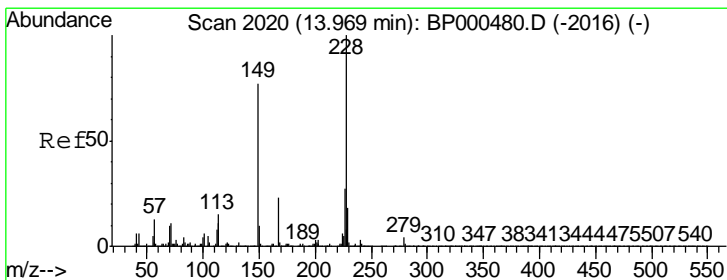
Ion	Ratio	Lower	Upper
228	100		
226	30.9	24.7	37.1
229	20.1	16.3	24.5

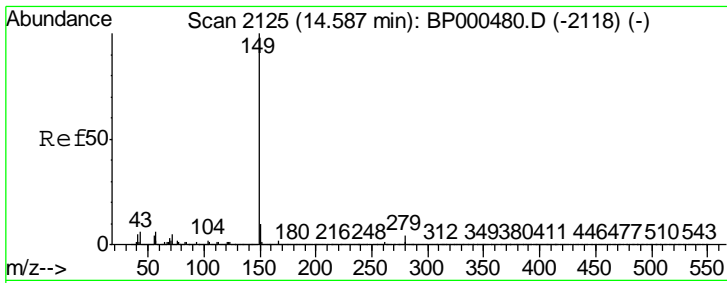


#84
 Bis(2-ethylhexyl)phthalate
 Concen: 40.098 ng
 RT: 13.96 min Scan# 2018
 Delta R.T. -0.01 min
 Lab File: BP000674.D
 Acq: 12 Oct 2019 17:57

Tgt Ion: 149 Resp: 1034449

Ion	Ratio	Lower	Upper
149	100		
167	27.9	23.6	35.4
279	4.3	3.9	5.9

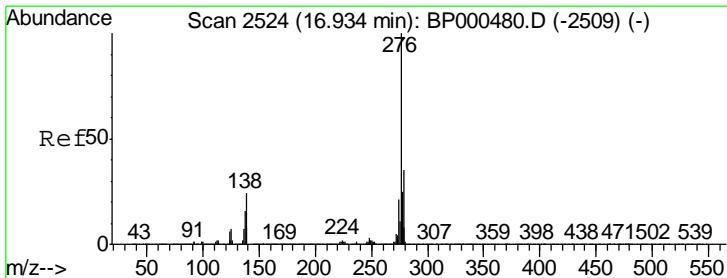
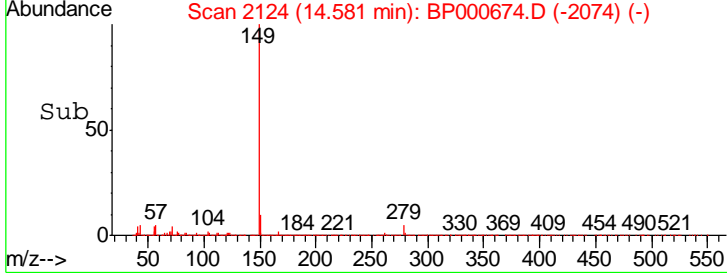
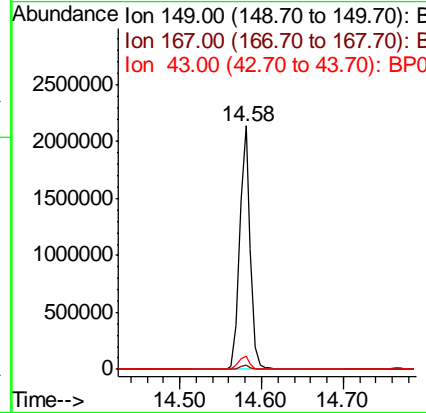
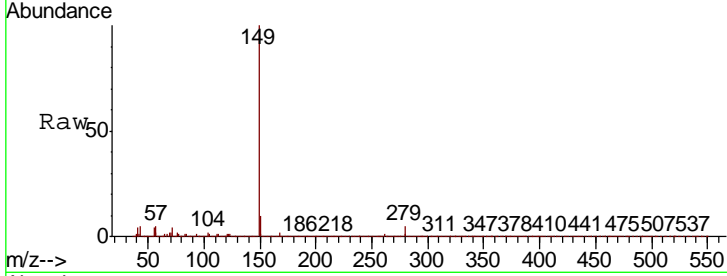




#85
 Di-n-octyl phthalate
 Concen: 40.827 ng
 RT: 14.58 min Scan# 2124
 Delta R.T. -0.01 min
 Lab File: BP000674.D
 Acq: 12 Oct 2019 17:57

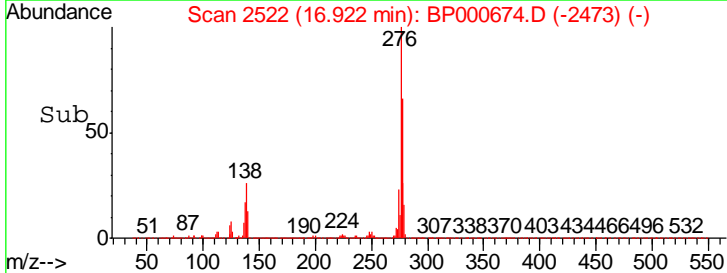
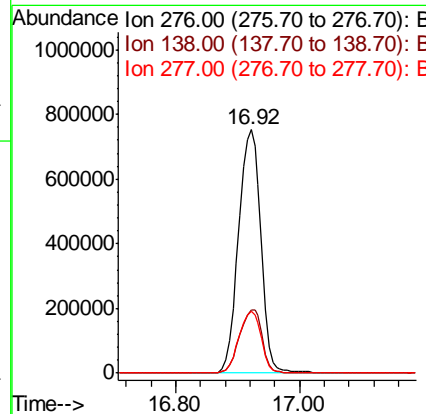
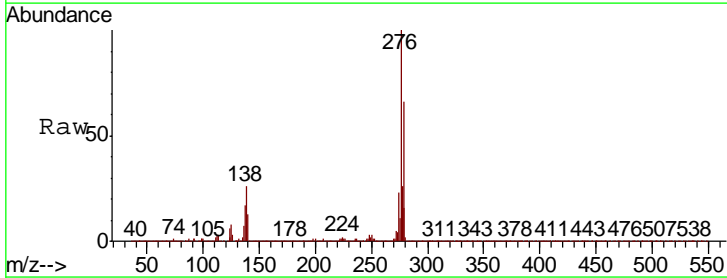
Instrument :
 BNA_P
 ClientSampled :

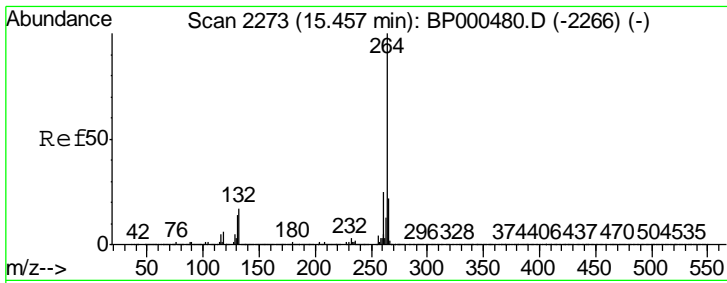
Tgt Ion	Resp	Lower	Upper
149	1909060		
167	1.6	1.3	1.9
43	5.7	4.6	7.0



#86
 Indeno(1,2,3-cd)pyrene
 Concen: 37.211 ng
 RT: 16.92 min Scan# 2522
 Delta R.T. -0.01 min
 Lab File: BP000674.D
 Acq: 12 Oct 2019 17:57

Tgt Ion	Resp	Lower	Upper
276	1899789		
138	26.7	20.9	31.3
277	25.7	20.6	30.8

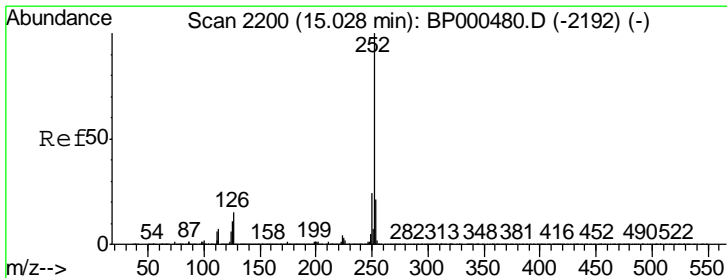
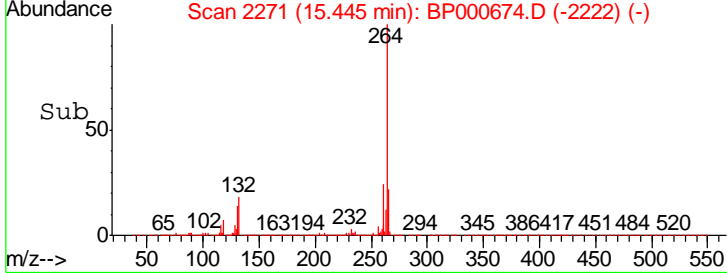
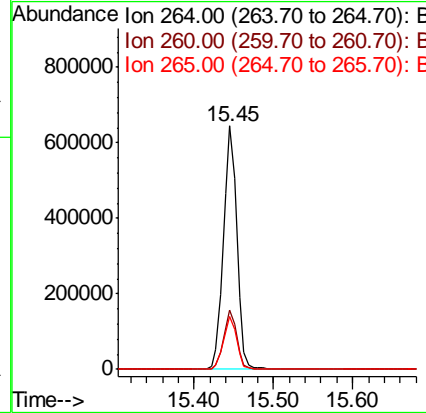
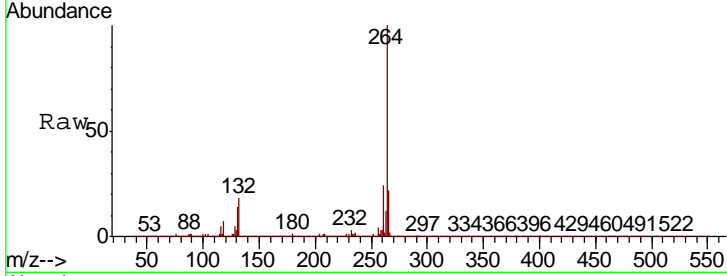




#87
 Perylene-d12
 Concen: 20.000 ng
 RT: 15.45 min Scan# 2271
 Delta R.T. -0.01 min
 Lab File: BP000674.D
 Acq: 12 Oct 2019 17:57

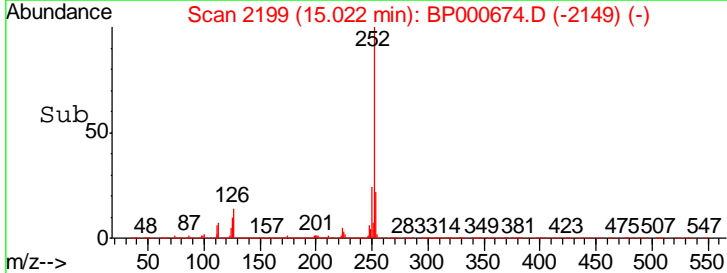
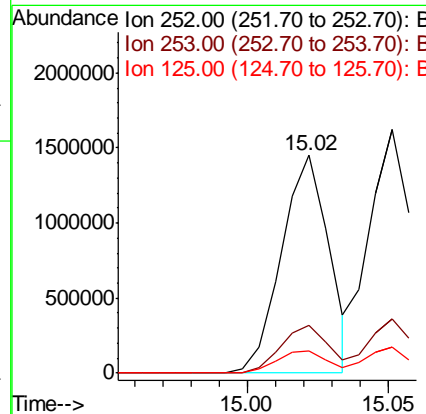
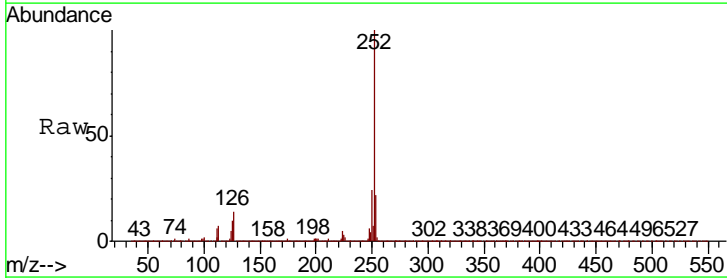
Instrument :
 BNA_P
 ClientSampled :

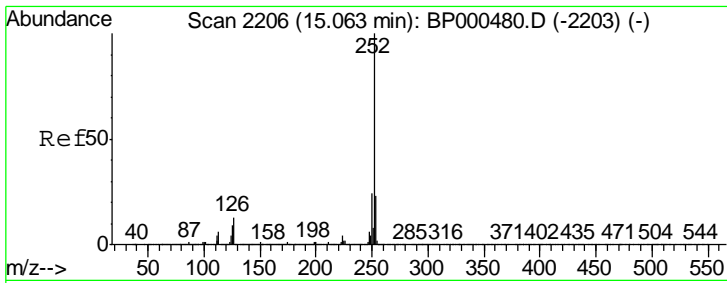
Tgt Ion	Resp	Lower	Upper
264	100		
260	24.1	20.3	30.5
265	21.7	18.0	27.0



#88
 Benzo(b)fluoranthene
 Concen: 39.285 ng
 RT: 15.02 min Scan# 2199
 Delta R.T. -0.01 min
 Lab File: BP000674.D
 Acq: 12 Oct 2019 17:57

Tgt Ion	Resp	Lower	Upper
252	100		
253	22.2	17.0	25.4
125	10.4	8.9	13.3



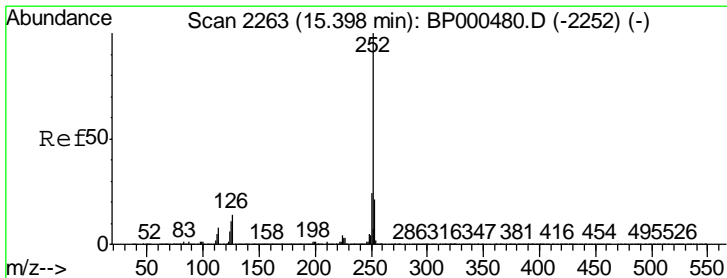
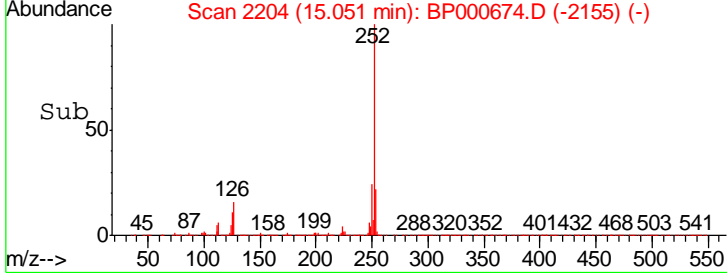
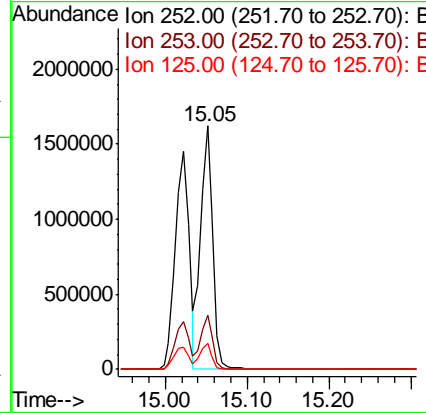
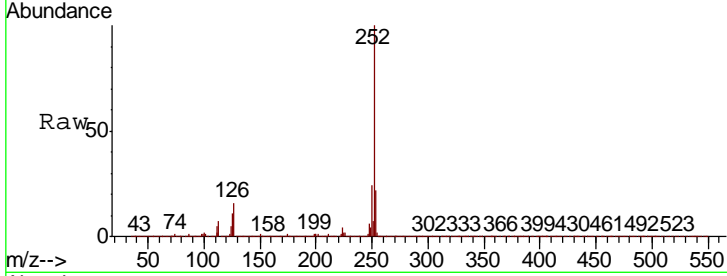


#89
 Benzo(k)fluoranthene
 Concen: 41.362 ng
 RT: 15.05 min Scan# 2204
 Delta R.T. -0.01 min
 Lab File: BP000674.D
 Acq: 12 Oct 2019 17:57

Instrument :
 BNA_P
 ClientSampled :

Tgt Ion: 252 Resp: 1696313

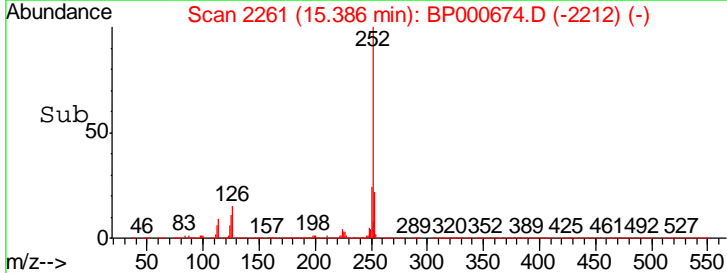
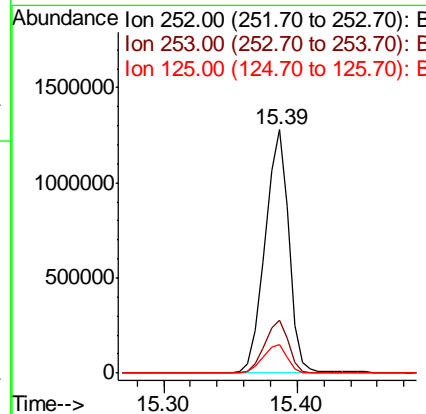
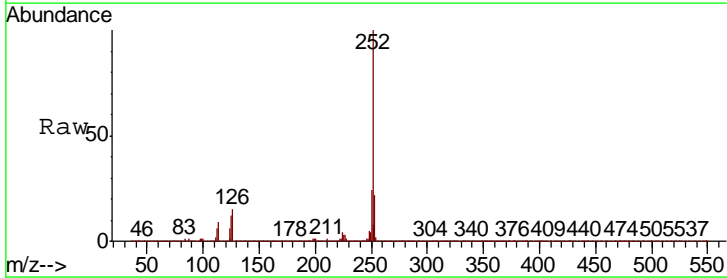
Ion	Ratio	Lower	Upper
252	100		
253	22.1	18.4	27.6
125	10.7	7.8	11.8

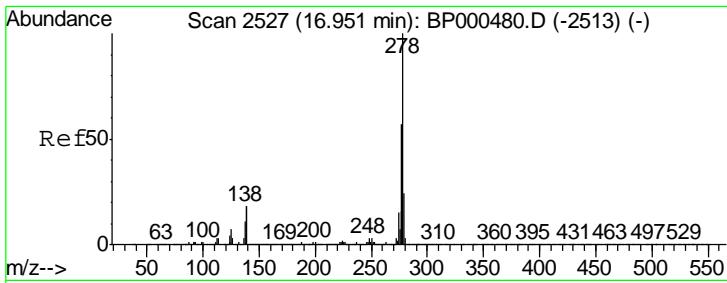


#90
 Benzo(a)pyrene
 Concen: 38.945 ng
 RT: 15.39 min Scan# 2261
 Delta R.T. -0.01 min
 Lab File: BP000674.D
 Acq: 12 Oct 2019 17:57

Tgt Ion: 252 Resp: 1563881

Ion	Ratio	Lower	Upper
252	100		
253	21.7	17.0	25.6
125	11.5	8.4	12.6

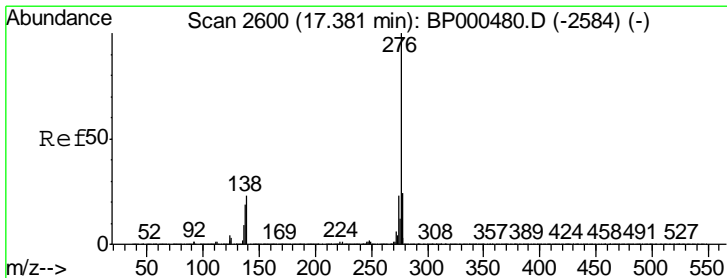
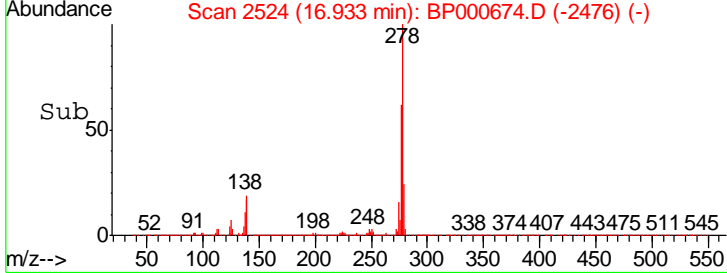
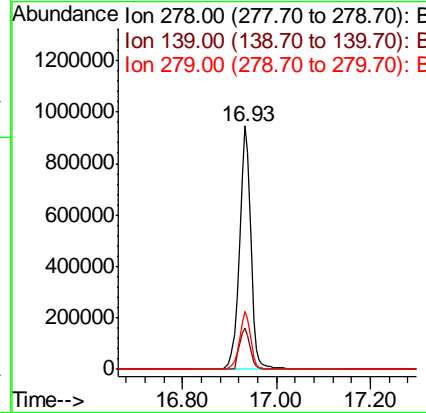
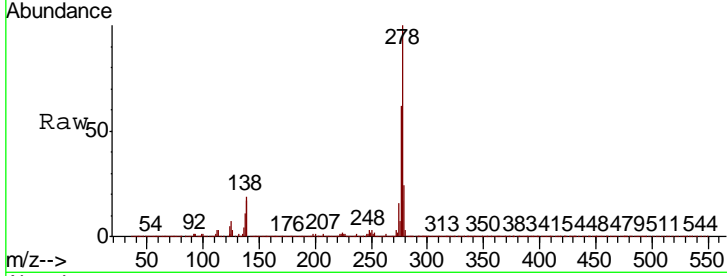




#91
 Dibenzo(a,h)anthracene
 Concen: 40.429 ng
 RT: 16.93 min Scan# 2524
 Delta R.T. -0.02 min
 Lab File: BP000674.D
 Acq: 12 Oct 2019 17:57

Instrument :
 BNA_P
 ClientSampled :

Tgt Ion	Resp	Lower	Upper
278	1574553		
139	17.2	14.1	21.1
279	24.0	19.5	29.3



#92
 Benzo(g,h,i)perylene
 Concen: 40.518 ng
 RT: 17.36 min Scan# 2597
 Delta R.T. -0.02 min
 Lab File: BP000674.D
 Acq: 12 Oct 2019 17:57

Tgt Ion	Resp	Lower	Upper
276	1603515		
277	23.7	19.4	29.2
138	23.0	18.5	27.7

