

Data Path : Z:\svoasrv\HPCHEM1\BNA_P\Data\BP110923\
 Data File : BP018018.D
 Acq On : 10 Nov 2023 08:33
 Operator : MA/JU
 Sample : 05091-08
 Misc :
 ALS Vial : 25 Sample Multiplier: 1

Instrument :
 BNA_P
 ClientSampleId :
 DCK13

Quant Time: Nov 10 22:15:40 2023
 Quant Method : Z:\svoasrv\HPCHEM1\BNA_P\Methods\SFAM-EPA-BP110923.MA.M
 Quant Title : SVOA CALIBRATION
 QLast Update : Thu Nov 09 22:34:38 2023
 Response via : Initial Calibration

Compound	R.T.	QIon	Response	Conc	Units	Dev(Min)
Internal Standards						
1) 1,4-Dichlorobenzene-d4	7.864	152	80930	20.000	ng/ul	0.00
20) Naphthalene-d8	10.687	136	341992	20.000	ng/ul	0.00
38) Acenaphthene-d10	14.540	164	215422	20.000	ng/ul	0.00
64) Phenanthrene-d10	17.316	188	459923	20.000	ng/ul	0.00
79) Chrysene-d12	21.445	240	400618	20.000	ng/ul	0.00
88) Perylene-d12	23.957	264	441504	20.000	ng/ul	-0.01
System Monitoring Compounds						
3) 1,4-Dioxane-d8	3.246	96	6231	2.636	ng/uL	0.00
4) Pyridine-d5	3.681	84	262	0.043	ng/ul	0.00
7) Phenol-d5	7.034	99	127959	16.825	ng/ul	0.00
9) Bis-(2-Chloroethyl)eth...	7.216	67	85288	18.513	ng/ul	0.00
11) 2-Chlorophenol-d4	7.387	132	107739	17.705	ng/ul	0.00
15) 4-Methylphenol-d8	8.593	113	68307	11.198	ng/ul	0.00
21) Nitrobenzene-d5	9.069	128	55685	18.182	ng/ul	0.00
24) 2-Nitrophenol-d4	9.781	143	57511	16.873	ng/ul	0.00
28) 2,4-Dichlorophenol-d3	10.310	165	103894	17.015	ng/ul	0.00
31) 4-Chloroaniline-d4	10.875	131	55689	6.655	ng/ul	0.00
46) Dimethylphthalate-d6	13.957	166	368308	18.599	ng/ul	0.00
49) Acenaphthylene-d8	14.240	160	411435	19.380	ng/ul	0.00
54) 4-Nitrophenol-d4	14.810	143	26631	9.182	ng/ul	0.01
60) Fluorene-d10	15.540	176	329029	20.046	ng/ul	0.00
65) 4,6-Dinitro-2-methylph...	15.693	200	28338	8.824	ng/ul	0.00
73) Anthracene-d10	17.416	188	511312	20.748	ng/ul	0.00
81) Pyrene-d10	19.675	212	613413	23.791	ng/ul	0.00
92) Benzo(a)pyrene-d12	23.792	264	541677	21.108	ng/ul	0.00
Target Compounds						
6) Benzaldehyde	7.046	77	6400	1.529	ng/ul#	75
8) Phenol	7.064	94	21562	2.879	ng/ul	96
16) Acetophenone	8.722	105	155120	15.903	ng/ul	97
50) Acenaphthylene	14.269	152	62075	2.553	ng/ul	97
52) Acenaphthene	14.604	153	55218	3.418	ng/ul	98
56) Dibenzofuran	14.945	168	28073	1.259	ng/ul	96
61) Fluorene	15.598	166	43912	2.335	ng/ul	96
71) Pentachlorophenol	16.951	266	5785	1.649	ng/ul	97
72) Phenanthrene	17.363	178	231478	8.086	ng/ul	99
74) Anthracene	17.457	178	385797	13.329	ng/ul	99
77) Carbazole	17.751	167	75742	3.031	ng/ul	99
80) Fluoranthene	19.339	202	987907	33.104	ng/ul	99
82) Pyrene	19.704	202	983261	31.175	ng/ul	98
85) Benzo(a)anthracene	21.428	228	458233	14.228	ng/ul	98
87) Chrysene	21.486	228	485006	15.988	ng/ul	97
90) Benzo(b)fluoranthene	23.180	252	778040	24.520	ng/ul	98
91) Benzo(k)fluoranthene	23.180	252	778040	24.567	ng/ul	99
93) Benzo(a)pyrene	23.845	252	288624	9.650	ng/ul	97
94) Indeno(1,2,3-cd)pyrene	26.621	276	270486	7.630	ng/ul	96
95) Dibenzo(a,h)anthracene	26.633	278	47517	1.621	ng/ul#	92
96) Benzo(g,h,i)perylene	27.462	276	247290	8.741	ng/ul	98

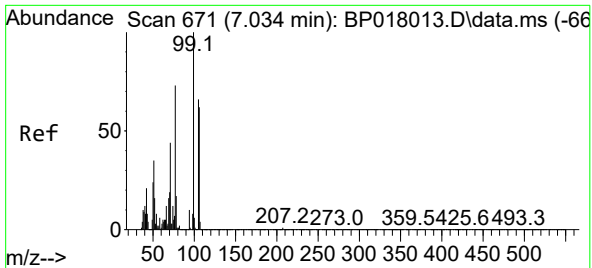
(#) = qualifier out of range (m) = manual integration (+) = signals summed

Instrument :

BNA_P

ClientSampleId :

DCK13

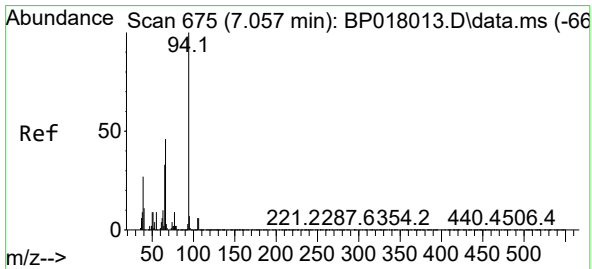
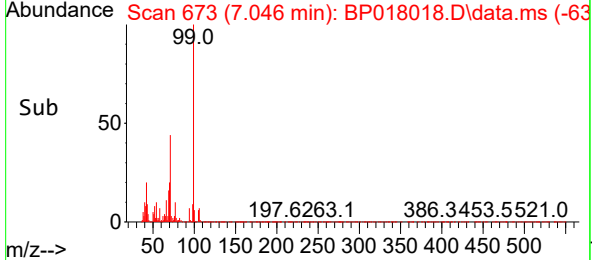
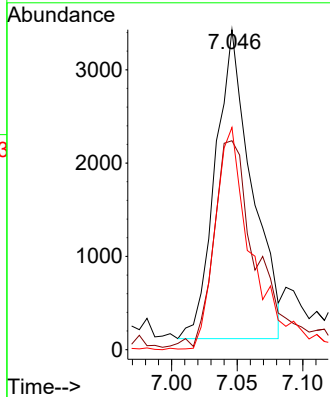
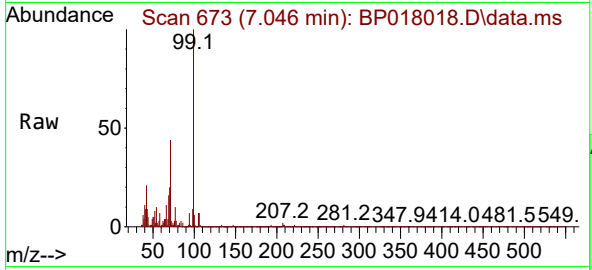


#6
 Benzaldehyde
 Concen: 1.529 ng/uI
 RT: 7.046 min Scan# 61
 Delta R.T. 0.012 min
 Lab File: BP018018.D
 Acq: 10 Nov 2023 08:33

Instrument : BNA_P
 ClientSampleId : DCK13

Tgt Ion: 77 Resp: 6400

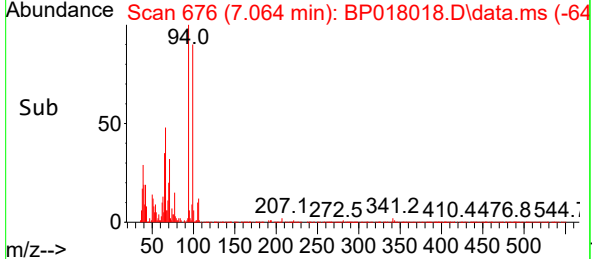
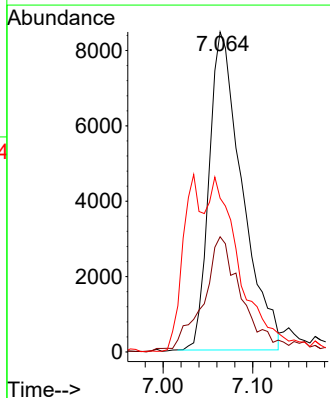
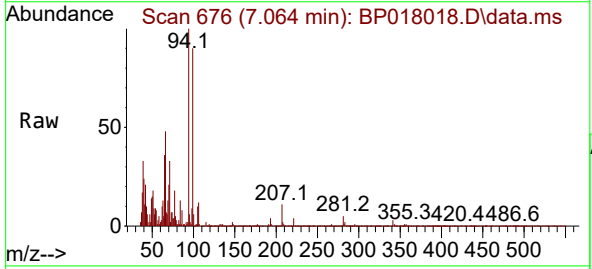
Ion	Ratio	Lower	Upper
77	100		
105	65.3	75.8	113.6#
106	69.4	69.6	104.4#

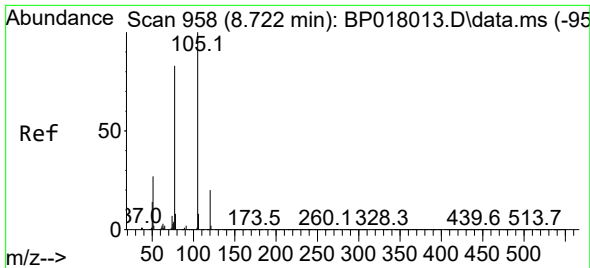


#8
 Phenol
 Concen: 2.879 ng/uI
 RT: 7.064 min Scan# 676
 Delta R.T. 0.000 min
 Lab File: BP018018.D
 Acq: 10 Nov 2023 08:33

Tgt Ion: 94 Resp: 21562

Ion	Ratio	Lower	Upper
94	100		
65	36.0	26.5	39.7
66	48.0	37.0	55.6



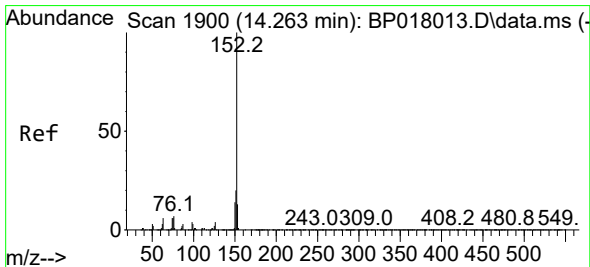
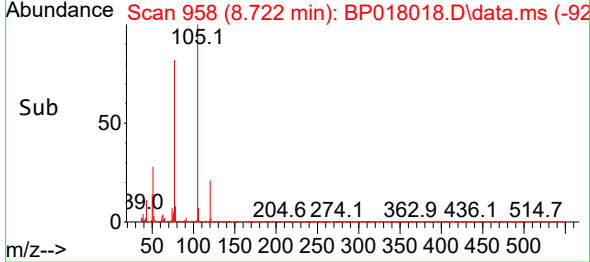
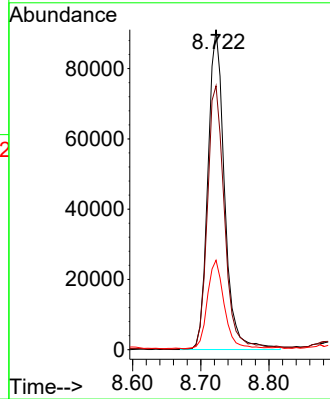
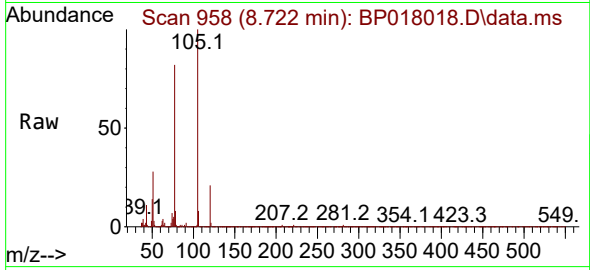


#16
 Acetophenone
 Concen: 15.903 ng/uI
 RT: 8.722 min Scan# 91
 Delta R.T. 0.000 min
 Lab File: BP018018.D
 Acq: 10 Nov 2023 08:33

Instrument :
 BNA_P
 ClientSampleId :
 DCK13

Tgt Ion:105 Resp: 155120

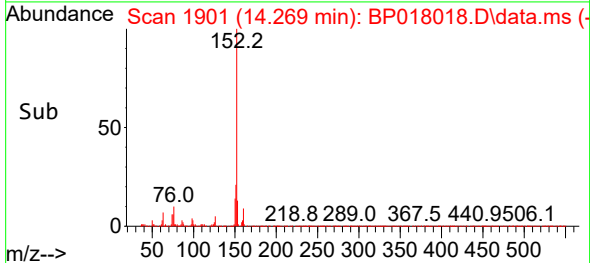
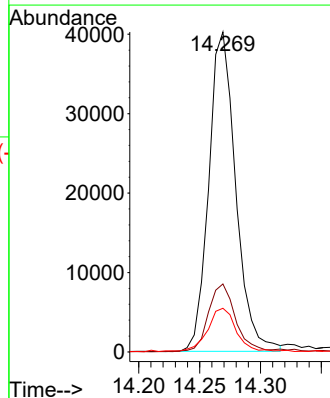
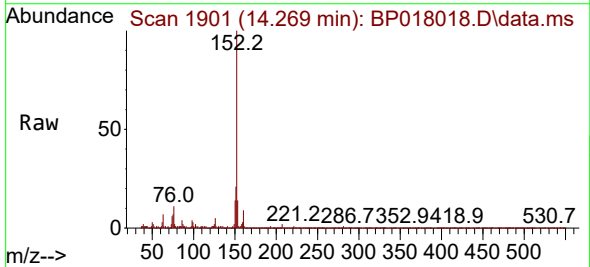
Ion	Ratio	Lower	Upper
105	100		
77	82.4	68.2	102.4
51	28.0	24.1	36.1

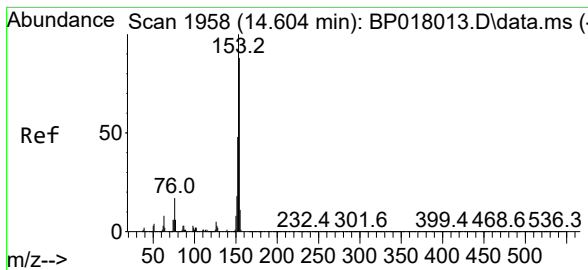


#50
 Acenaphthylene
 Concen: 2.553 ng/uI
 RT: 14.269 min Scan# 1901
 Delta R.T. 0.000 min
 Lab File: BP018018.D
 Acq: 10 Nov 2023 08:33

Tgt Ion:152 Resp: 62075

Ion	Ratio	Lower	Upper
152	100		
151	21.3	15.5	23.3
153	13.7	10.3	15.5

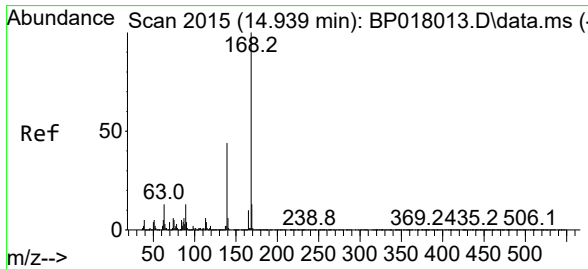
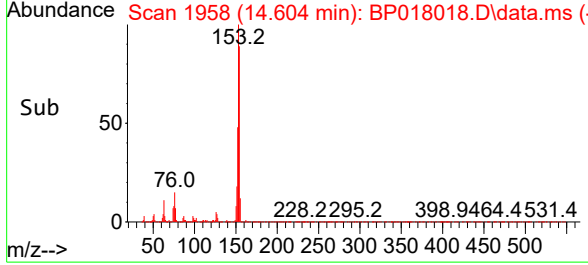
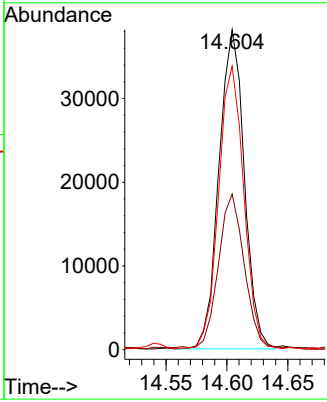
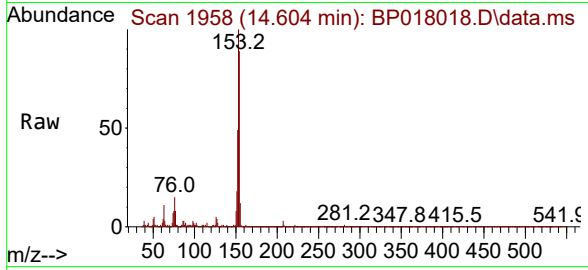




#52
 Acenaphthene
 Concen: 3.418 ng/uI
 RT: 14.604 min Scan# 1958
 Delta R.T. -0.006 min
 Lab File: BP018018.D
 Acq: 10 Nov 2023 08:33

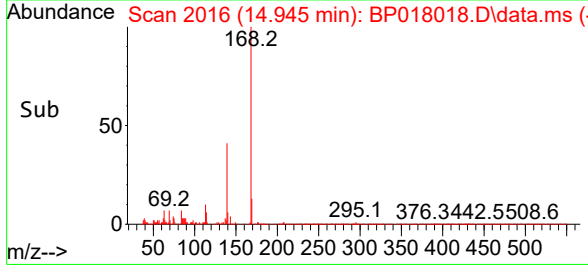
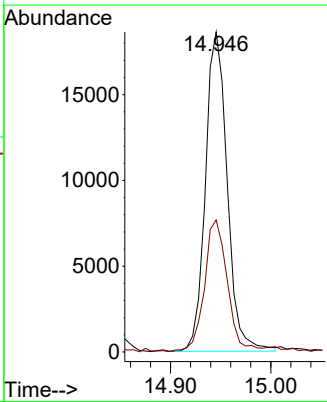
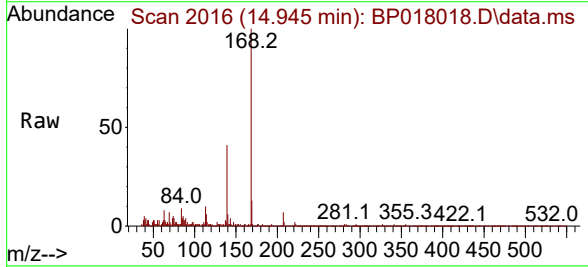
Instrument : BNA_P
 ClientSampleId : DCK13

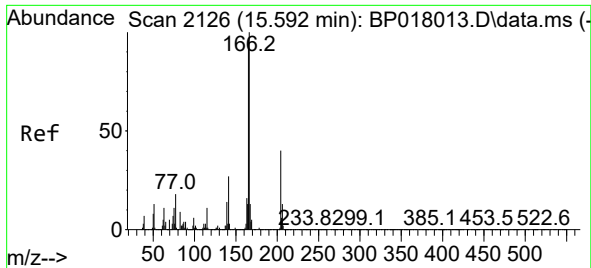
Tgt Ion	Resp	Lower	Upper
153	100		
152	48.7	38.2	57.2
154	88.6	68.8	103.2



#56
 Dibenzofuran
 Concen: 1.259 ng/uI
 RT: 14.945 min Scan# 2016
 Delta R.T. 0.000 min
 Lab File: BP018018.D
 Acq: 10 Nov 2023 08:33

Tgt Ion	Resp	Lower	Upper
168	100		
139	41.2	35.1	52.7

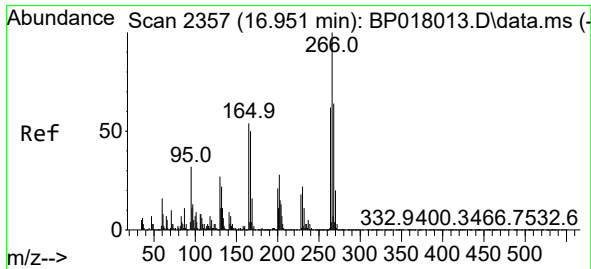
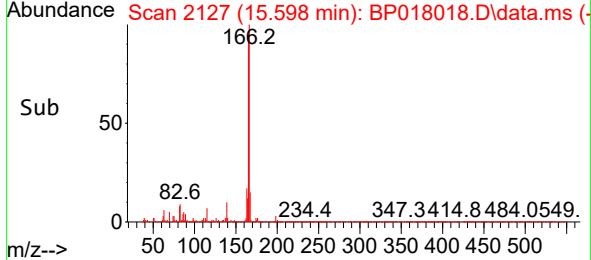
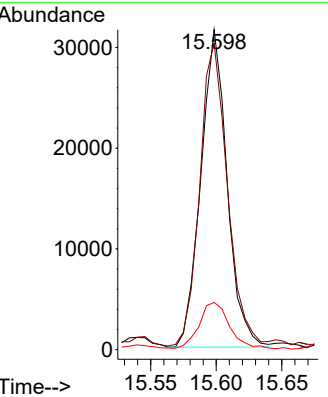
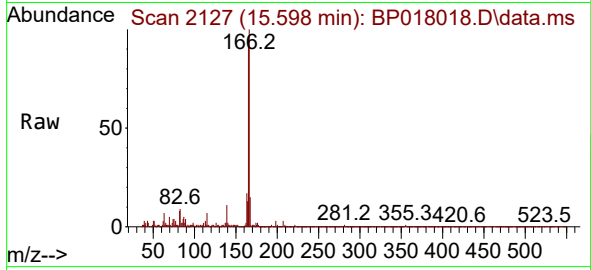




#61
 Fluorene
 Concen: 2.335 ng/u1
 RT: 15.598 min Scan# 2127
 Delta R.T. 0.000 min
 Lab File: BP018018.D
 Acq: 10 Nov 2023 08:33

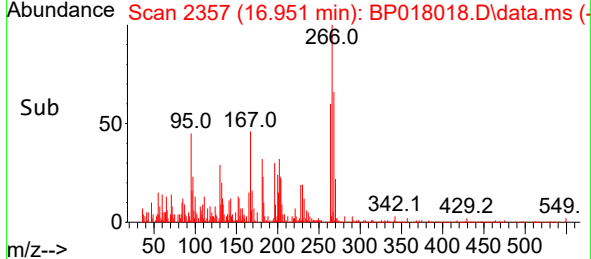
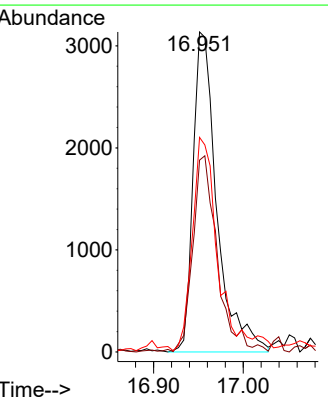
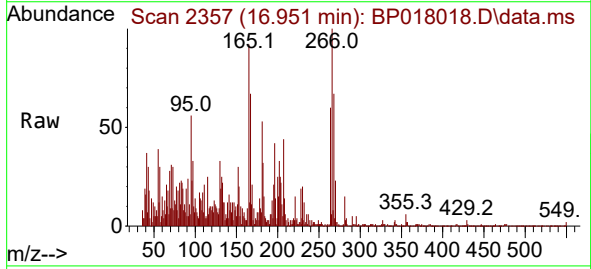
Instrument :
 BNA_P
 Client Sample Id :
 DCK13

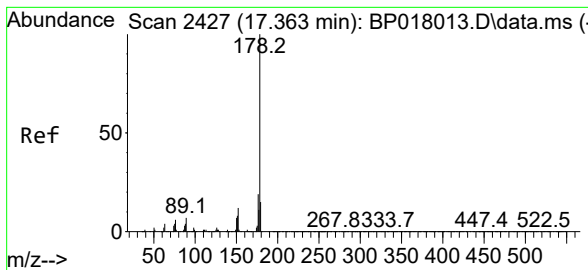
Tgt Ion	Resp	Lower	Upper
166	43912		
165	95.9	80.2	120.2
167	14.8	11.0	16.4



#71
 Pentachlorophenol
 Concen: 1.649 ng/u1
 RT: 16.951 min Scan# 2357
 Delta R.T. -0.006 min
 Lab File: BP018018.D
 Acq: 10 Nov 2023 08:33

Tgt Ion	Resp	Lower	Upper
266	5785		
264	59.9	48.4	72.6
268	67.1	50.3	75.5

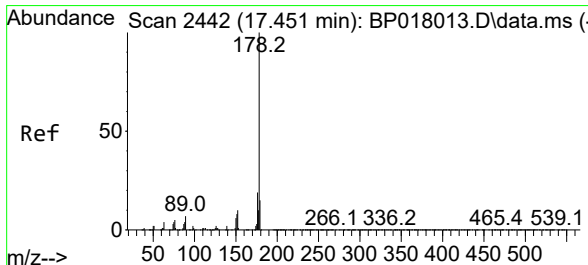
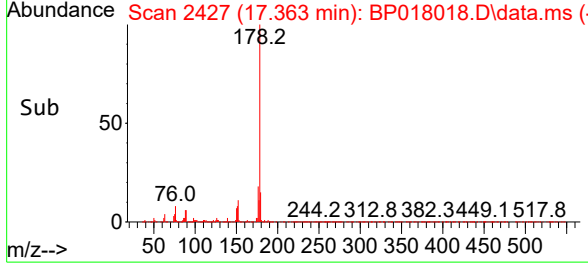
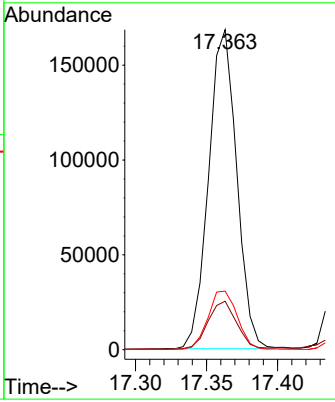
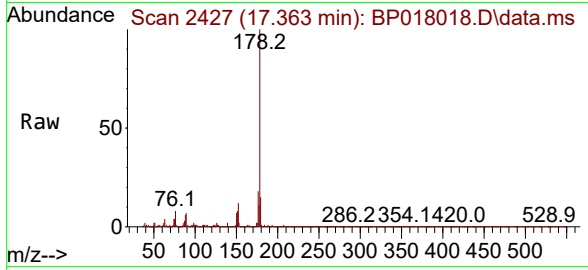




#72
 Phenanthrene
 Concen: 8.086 ng/u1
 RT: 17.363 min Scan# 2427
 Delta R.T. -0.006 min
 Lab File: BP018018.D
 Acq: 10 Nov 2023 08:33

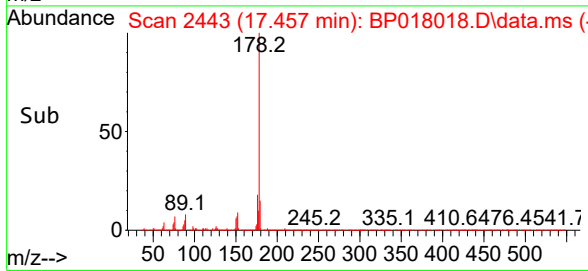
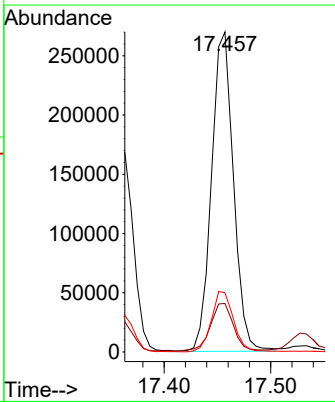
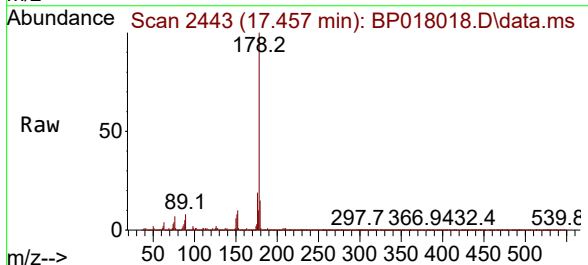
Instrument : BNA_P
 Client SampleId : DCK13

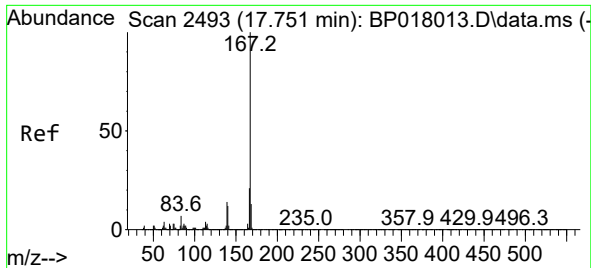
Tgt Ion	Resp	Lower	Upper
178	231478		
179	15.2	11.6	17.4
176	18.3	15.1	22.7



#74
 Anthracene
 Concen: 13.329 ng/u1
 RT: 17.457 min Scan# 2443
 Delta R.T. 0.000 min
 Lab File: BP018018.D
 Acq: 10 Nov 2023 08:33

Tgt Ion	Resp	Lower	Upper
178	385797		
179	15.2	12.9	19.3
176	18.5	15.1	22.7

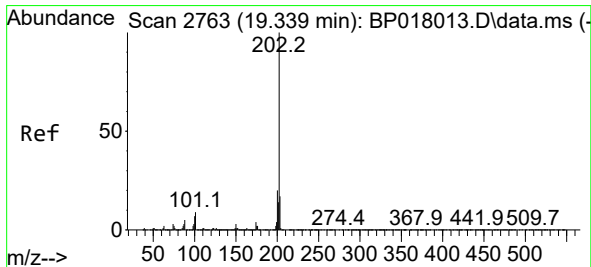
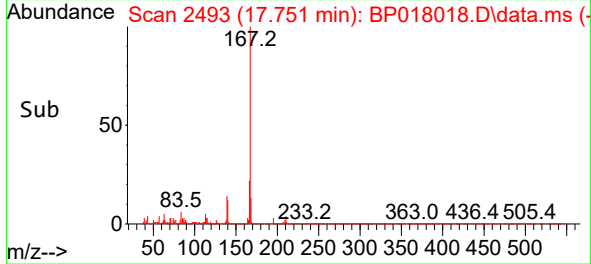
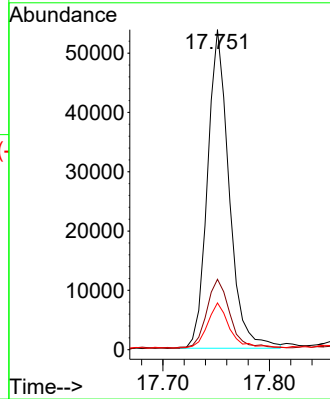
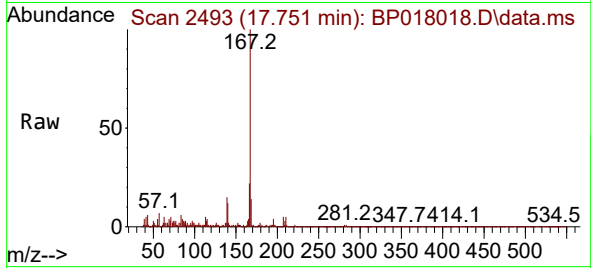




#77
 Carbazole
 Concen: 3.031 ng/uI
 RT: 17.751 min Scan# 2493
 Delta R.T. -0.006 min
 Lab File: BP018018.D
 Acq: 10 Nov 2023 08:33

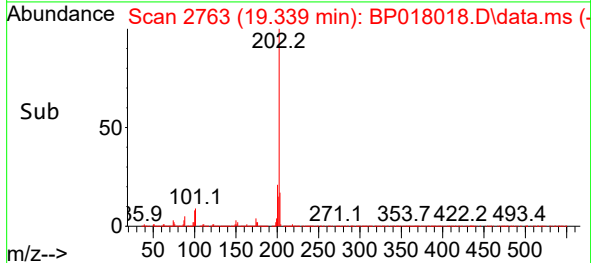
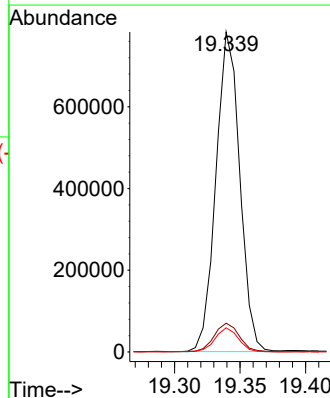
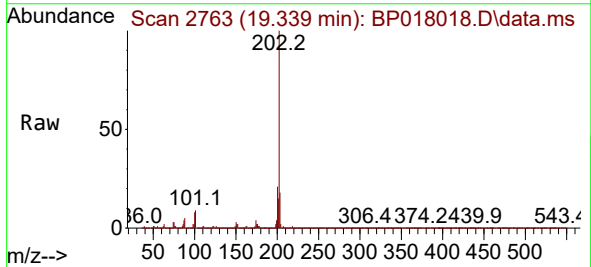
Instrument : BNA_P
 Client SampleId : DCK13

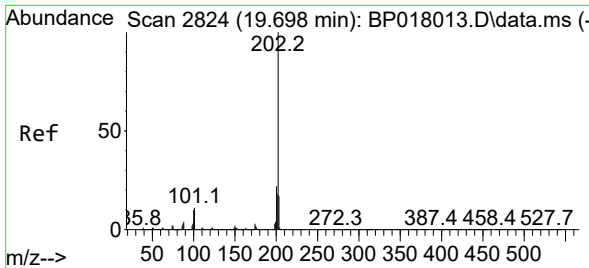
Tgt Ion	Resp	Lower	Upper
167	100		
166	22.0	17.2	25.8
139	14.6	11.7	17.5



#80
 Fluoranthene
 Concen: 33.104 ng/uI
 RT: 19.339 min Scan# 2763
 Delta R.T. -0.006 min
 Lab File: BP018018.D
 Acq: 10 Nov 2023 08:33

Tgt Ion	Resp	Lower	Upper
202	100		
101	9.0	7.4	11.0
100	7.5	5.8	8.6



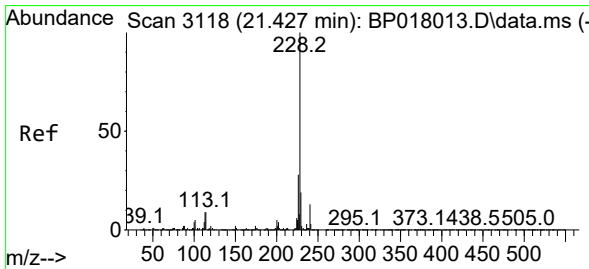
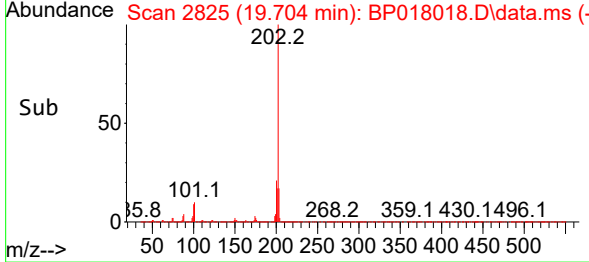
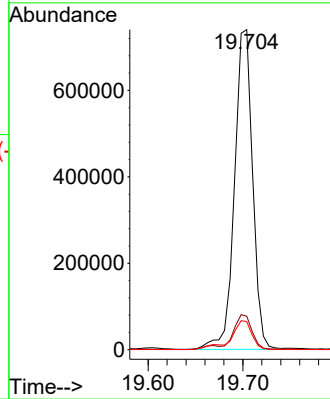
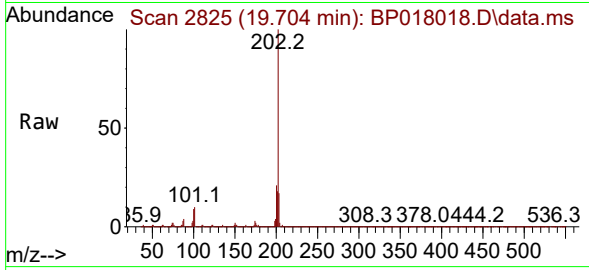


#82
 Pyrene
 Concen: 31.175 ng/uI
 RT: 19.704 min Scan# 21
 Delta R.T. 0.000 min
 Lab File: BP018018.D
 Acq: 10 Nov 2023 08:33

Instrument : BNA_P
 Client SampleId : DCK13

Tgt Ion: 202 Resp: 983261

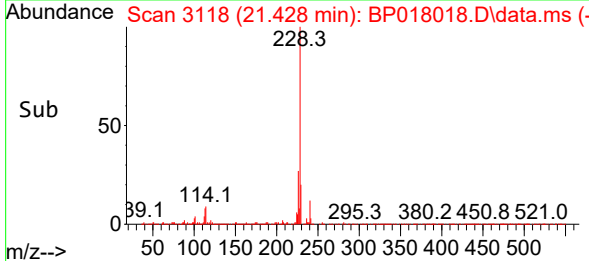
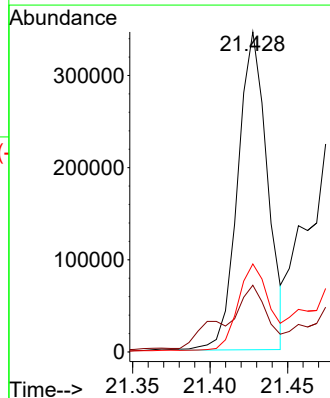
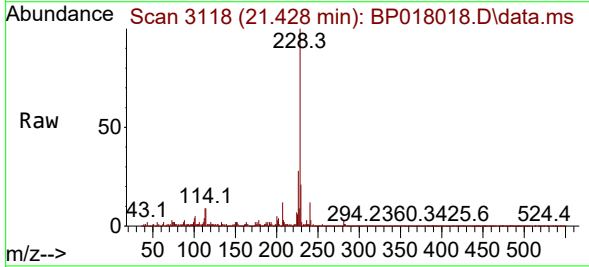
Ion	Ratio	Lower	Upper
202	100		
101	10.4	9.0	13.4
100	8.8	7.8	11.8

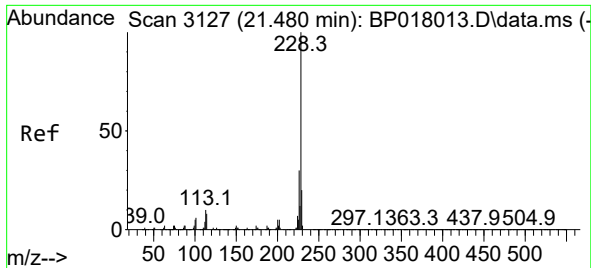


#85
 Benzo(a)anthracene
 Concen: 14.228 ng/uI
 RT: 21.428 min Scan# 3118
 Delta R.T. -0.006 min
 Lab File: BP018018.D
 Acq: 10 Nov 2023 08:33

Tgt Ion: 228 Resp: 458233

Ion	Ratio	Lower	Upper
228	100		
229	20.9	15.6	23.4
226	27.5	22.3	33.5

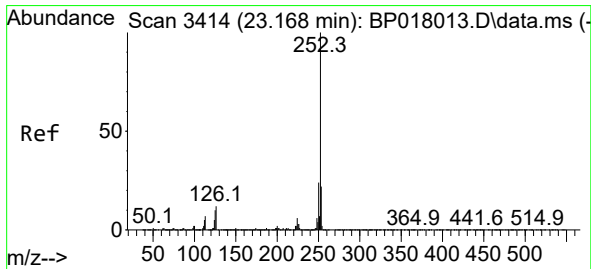
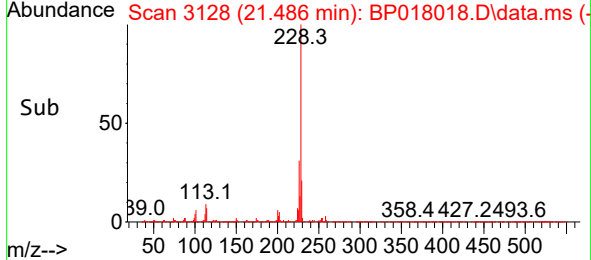
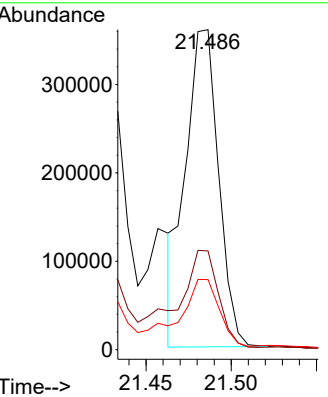
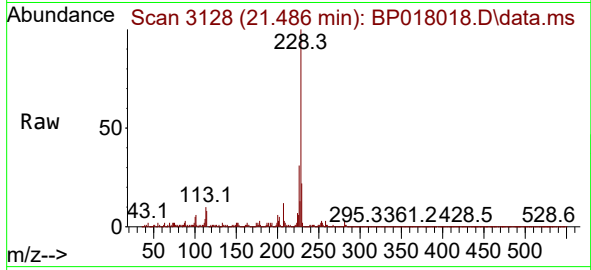




#87
 Chrysene
 Concen: 15.988 ng/u1
 RT: 21.486 min Scan# 3127
 Delta R.T. -0.006 min
 Lab File: BP018018.D
 Acq: 10 Nov 2023 08:33

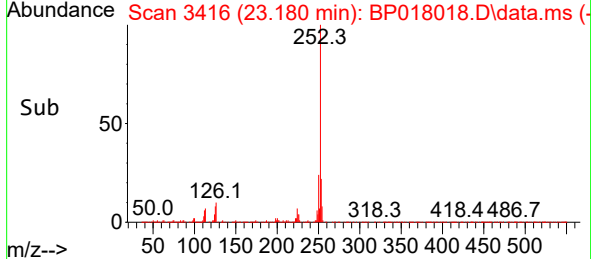
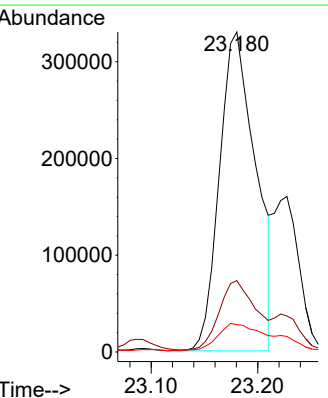
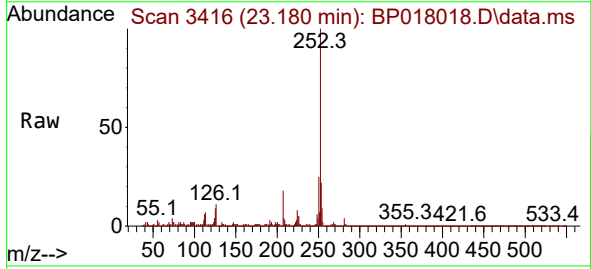
Instrument :
 BNA_P
 Client SampleId :
 DCK13

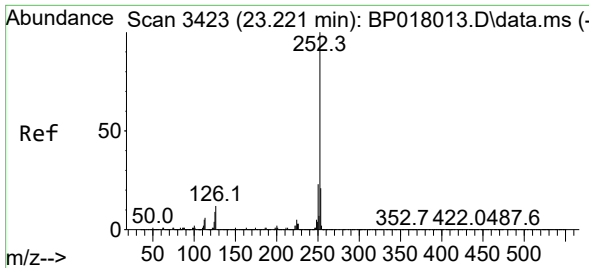
Tgt Ion	Resp	Lower	Upper
228	100		
226	30.9	24.4	36.6
229	21.9	15.4	23.0



#90
 Benzo(b)fluoranthene
 Concen: 24.520 ng/u1
 RT: 23.180 min Scan# 3416
 Delta R.T. 0.000 min
 Lab File: BP018018.D
 Acq: 10 Nov 2023 08:33

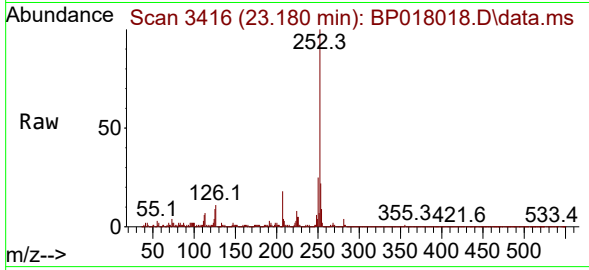
Tgt Ion	Resp	Lower	Upper
252	100		
253	22.3	17.0	25.4
125	8.5	7.4	11.2



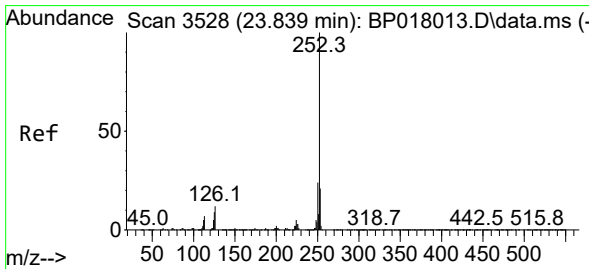
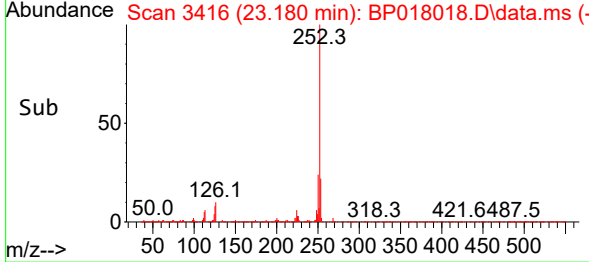
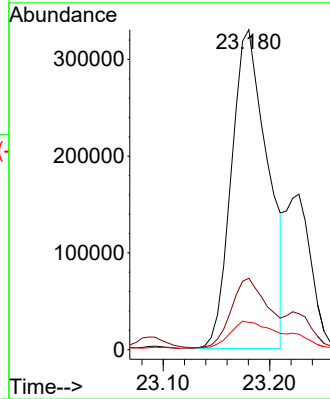


#91
 Benzo(k)fluoranthene
 Concen: 24.567 ng/u1
 RT: 23.180 min Scan# 3416
 Delta R.T. -0.053 min
 Lab File: BP018018.D
 Acq: 10 Nov 2023 08:33

Instrument :
 BNA_P
 ClientSampleId :
 DCK13

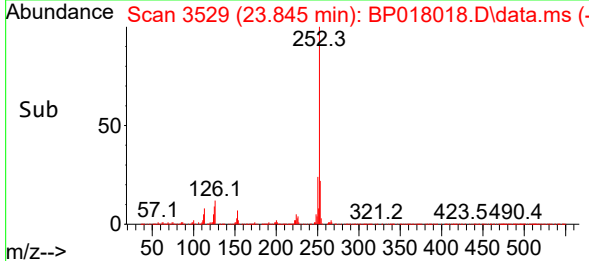
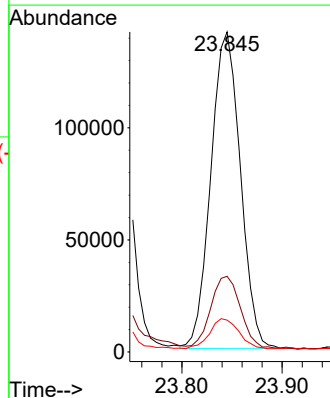
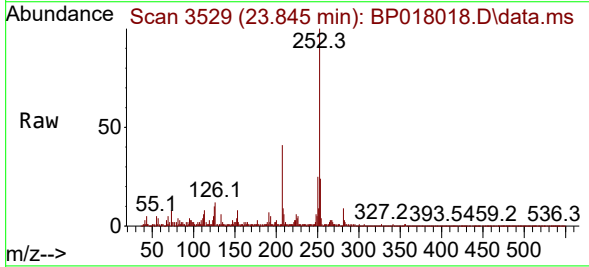


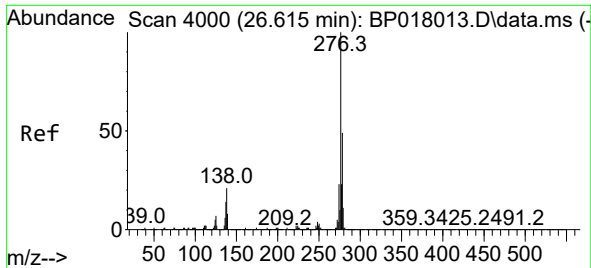
Tgt Ion:252 Resp: 778040
 Ion Ratio Lower Upper
 252 100
 253 22.3 17.8 26.6
 125 8.5 7.4 11.2



#93
 Benzo(a)pyrene
 Concen: 9.650 ng/u1
 RT: 23.845 min Scan# 3529
 Delta R.T. -0.006 min
 Lab File: BP018018.D
 Acq: 10 Nov 2023 08:33

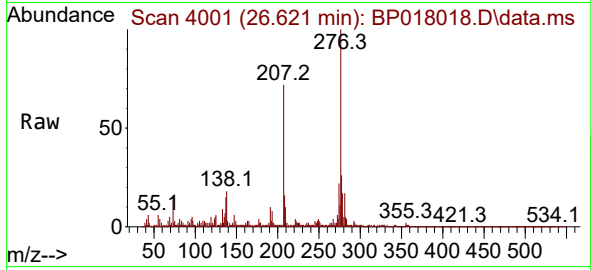
Tgt Ion:252 Resp: 288624
 Ion Ratio Lower Upper
 252 100
 253 23.7 17.4 26.0
 125 10.0 7.8 11.8



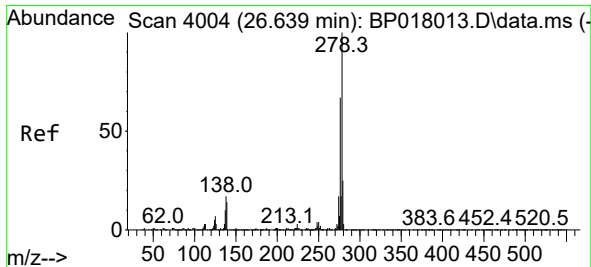
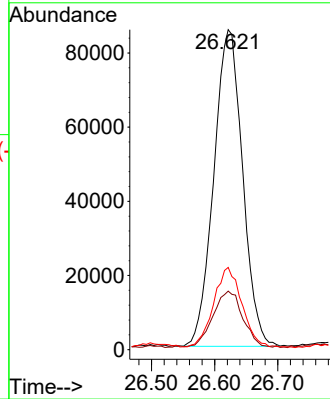
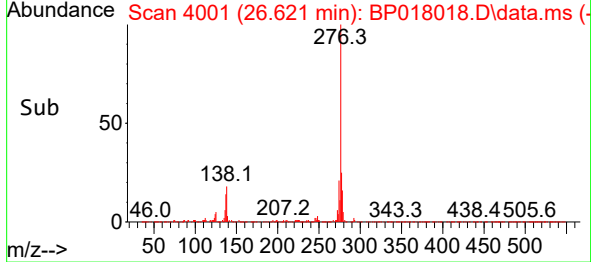


#94
 Indeno(1,2,3-cd)pyrene
 Concen: 7.630 ng/ul
 RT: 26.621 min Scan# 4000
 Delta R.T. -0.012 min
 Lab File: BP018018.D
 Acq: 10 Nov 2023 08:33

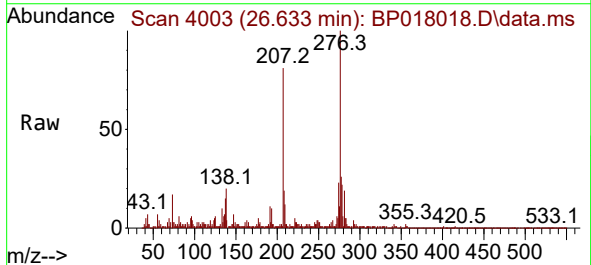
Instrument :
 BNA_P
 ClientSampleId :
 DCK13



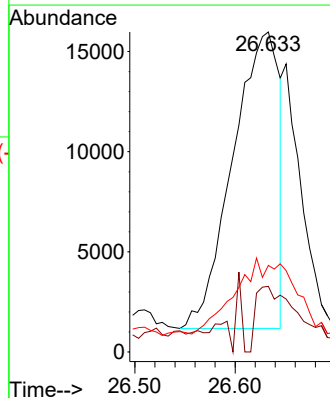
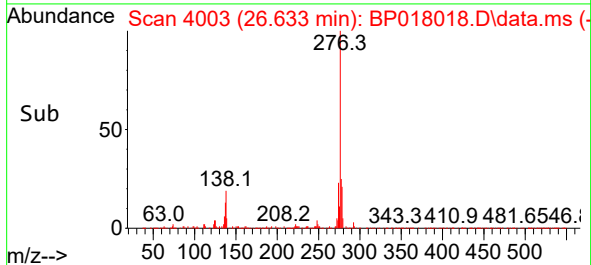
Tgt Ion:276 Resp: 270486
 Ion Ratio Lower Upper
 276 100
 138 18.3 16.2 24.4
 277 25.7 18.8 28.2

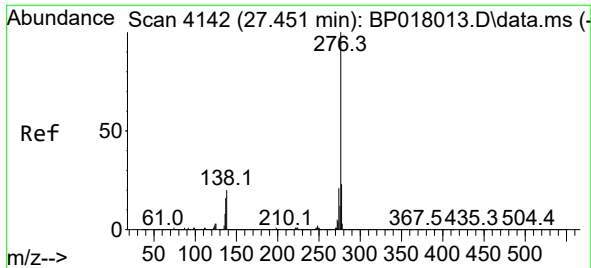


#95
 Dibenzo(a,h)anthracene
 Concen: 1.621 ng/ul
 RT: 26.633 min Scan# 4003
 Delta R.T. -0.023 min
 Lab File: BP018018.D
 Acq: 10 Nov 2023 08:33



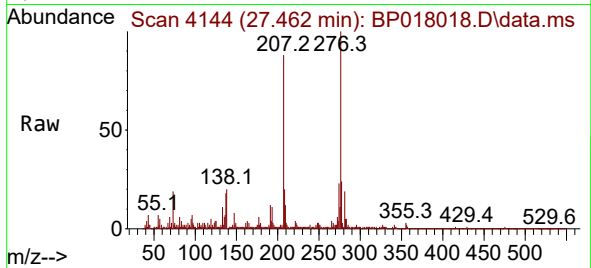
Tgt Ion:278 Resp: 47517
 Ion Ratio Lower Upper
 278 100
 139 20.5 11.9 17.9#
 279 27.1 19.7 29.5





#96
 Benzo(g,h,i)perylene
 Concen: 8.741 ng/ul
 RT: 27.462 min Scan# 4144
 Delta R.T. -0.006 min
 Lab File: BP018018.D
 Acq: 10 Nov 2023 08:33

Instrument :
 BNA_P
 ClientSampleId :
 DCK13



Tgt Ion: 276 Resp: 247290
 Ion Ratio Lower Upper
 276 100
 138 20.5 15.0 22.6
 277 24.2 19.0 28.6

