

Data Path : Z:\SVOASRV\HPCHEM1\BNA P\DATA\BP120319\  
 Data File : BP001174.D  
 Acq On : 04 Dec 2019 00:37  
 Operator : JU  
 Sample : K6069-05  
 Misc :  
 ALS Vial : 19 Sample Multiplier: 1

Instrument :  
 BNA\_P  
 ClientSampleId :  
 SB-3-WS

Integration Parameters: rteint.p  
 Integrator: RTE  
 Smoothing : ON Filtering: 5  
 Sampling : 1 Min Area: 3 % of largest Peak  
 Start Thrs: 0.2 Max Peaks: 100  
 Stop Thrs : 0 Peak Location: TOP

If leading or trailing edge < 100 prefer < Baseline drop else tangent >  
 Peak separation: 5

Method : Z:\SVOASRV\HPCHEM1\BNA P\METHODS\8270-BP112719.M  
 Title : ASP BNA STANDARDS FOR 5 POINT CALIBRATION

Signal : TIC

peak #	R.T. min	first scan	max scan	last scan	PK TY	peak height	corr. area	corr. % max.	% of total
1	3.193	181	188	195	rBV	50695	109395	2.05%	0.218%
2	4.052	328	334	347	rVB2	20591	55927	1.05%	0.112%
3	5.628	597	602	613	rVB	289107	467603	8.75%	0.933%
4	6.222	696	703	712	rBV	2191419	2720773	50.93%	5.427%
5	6.722	784	788	798	rVB	106579	131204	2.46%	0.262%
6	7.757	949	964	976	rBV	1620871	2136148	39.99%	4.261%
7	7.952	990	997	1001	rBV	3311637	4190507	78.45%	8.358%
8	8.310	1053	1058	1065	rVB	691001	778559	14.57%	1.553%
9	8.451	1078	1082	1091	rBV	68285	103690	1.94%	0.207%
10	8.557	1094	1100	1104	rVB	2684247	3225410	60.38%	6.433%
11	9.199	1202	1209	1212	rBV	2193902	2819759	52.79%	5.624%
12	9.404	1240	1244	1248	rVB	41191	57037	1.07%	0.114%
13	9.634	1276	1283	1286	rBV	41797	64353	1.20%	0.128%
14	9.987	1334	1343	1345	rBV	33585	53669	1.00%	0.107%
15	10.346	1399	1404	1409	rBV	829849	935194	17.51%	1.865%
16	10.987	1505	1513	1528	rBV2	74252	179300	3.36%	0.358%
17	12.128	1700	1707	1711	rBV	4041760	4884964	91.45%	9.744%
18	12.792	1815	1820	1828	rVV	204046	238654	4.47%	0.476%
19	12.881	1830	1835	1844	rVB2	76607	112096	2.10%	0.224%
20	13.210	1885	1891	1896	rBV	937829	1124739	21.06%	2.243%
21	13.651	1960	1966	1970	rBV	58819	97095	1.82%	0.194%
22	13.704	1972	1975	1979	rVB	47464	60744	1.14%	0.121%
23	13.887	2001	2006	2014	rVB	111238	138173	2.59%	0.276%
24	14.504	2104	2111	2124	rBV	2673294	3485416	65.25%	6.952%
25	15.604	2293	2298	2303	rVB	1001775	1145220	21.44%	2.284%
26	16.504	2445	2451	2463	rBV2	1093218	1744729	32.66%	3.480%
27	17.286	2580	2584	2588	rVB2	60229	65231	1.22%	0.130%
28	17.445	2607	2611	2614	rBV	98385	129932	2.43%	0.259%
29	17.475	2614	2616	2622	rVB2	56019	75033	1.40%	0.150%
30	17.586	2631	2635	2651	rBV	583780	784971	14.69%	1.566%
31	17.739	2658	2661	2666	rBV	101338	119913	2.24%	0.239%
32	17.792	2666	2670	2672	rBV	75928	74101	1.39%	0.148%
33	17.898	2681	2688	2691	rBV	4565457	5341803	100.00%	10.655%
34	18.263	2747	2750	2754	rVB	138871	140815	2.64%	0.281%

Data Path : Z:\SVOASRV\HPCHEM1\BNA P\DATA\BP120319\  
 Data File : BP001174.D  
 Acq On : 04 Dec 2019 00:37  
 Operator : JU  
 Sample : K6069-05  
 Misc :  
 ALS Vial : 19 Sample Multiplier: 1

Instrument :  
 BNA\_P  
 ClientSampleId :  
 SB-3-WS

Integration Parameters: rteint.p  
 Integrator: RTE  
 Smoothing : ON Filtering: 5  
 Sampling : 1 Min Area: 3 % of largest Peak  
 Start Thrs: 0.2 Max Peaks: 100  
 Stop Thrs : 0 Peak Location: TOP

If leading or trailing edge < 100 prefer < Baseline drop else tangent >  
 Peak separation: 5

Method : Z:\SVOASRV\HPCHEM1\BNA P\METHODS\8270-BP112719.M  
 Title : ASP BNA STANDARDS FOR 5 POINT CALIBRATION

35	18.545	2794	2798	2800	rBV3	53387	67715	1.27%	0.135%
36	18.669	2815	2819	2821	rBV	47388	58247	1.09%	0.116%
37	18.710	2822	2826	2829	rVB	237886	238745	4.47%	0.476%
38	19.122	2892	2896	2912	rBV2	829451	1583290	29.64%	3.158%
39	19.251	2913	2918	2922	rBV	906075	1058147	19.81%	2.111%
40	19.545	2963	2968	2975	rVB	601350	653387	12.23%	1.303%
41	19.933	3029	3034	3050	rBV	872671	1026388	19.21%	2.047%
42	20.310	3093	3098	3104	rBV	1154410	1239838	23.21%	2.473%
43	20.704	3160	3165	3177	rBV	1060330	1392333	26.06%	2.777%
44	21.021	3213	3219	3229	rVB	737305	1054753	19.75%	2.104%
45	21.145	3234	3240	3256	rVV	930213	1347079	25.22%	2.687%
46	21.645	3318	3325	3330	rBV	608316	1076213	20.15%	2.147%
47	21.704	3330	3335	3343	rVB3	81753	196032	3.67%	0.391%
48	22.163	3409	3413	3416	rBV2	31979	54098	1.01%	0.108%
49	22.215	3416	3422	3437	rVB	315372	667134	12.49%	1.331%
50	22.886	3529	3536	3547	rBV2	97031	250629	4.69%	0.500%
51	23.386	3614	3621	3631	rBV5	76325	225495	4.22%	0.450%
52	23.680	3666	3671	3681	rVB3	26030	68390	1.28%	0.136%
53	23.980	3716	3722	3734	rVB9	28728	85264	1.60%	0.170%

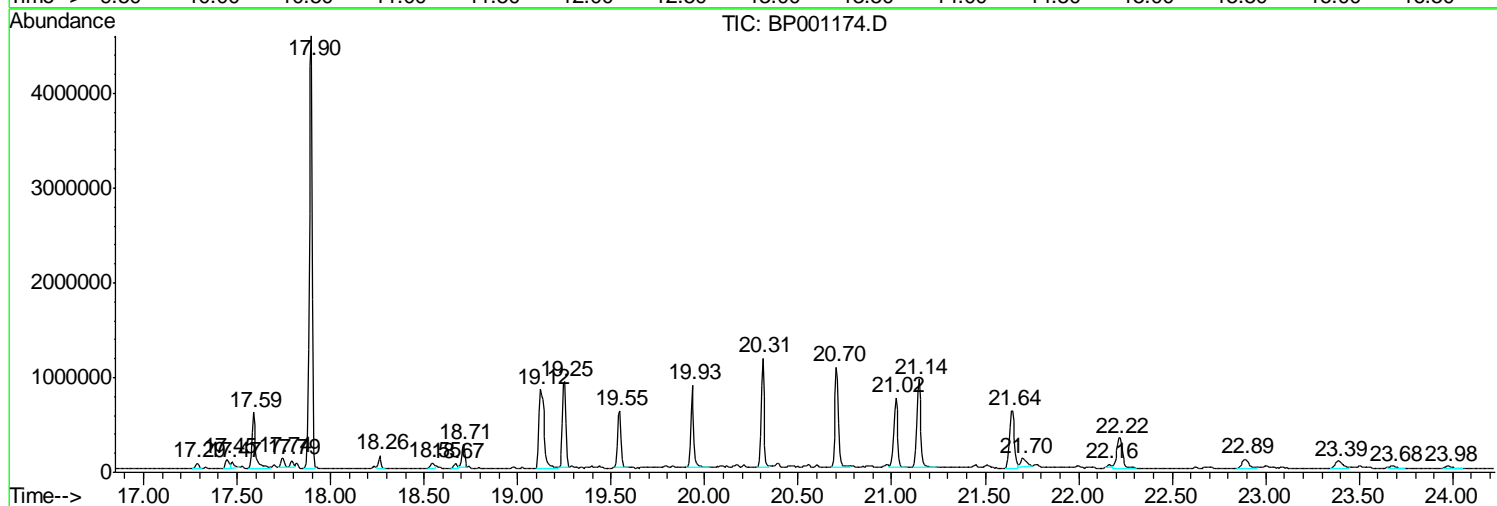
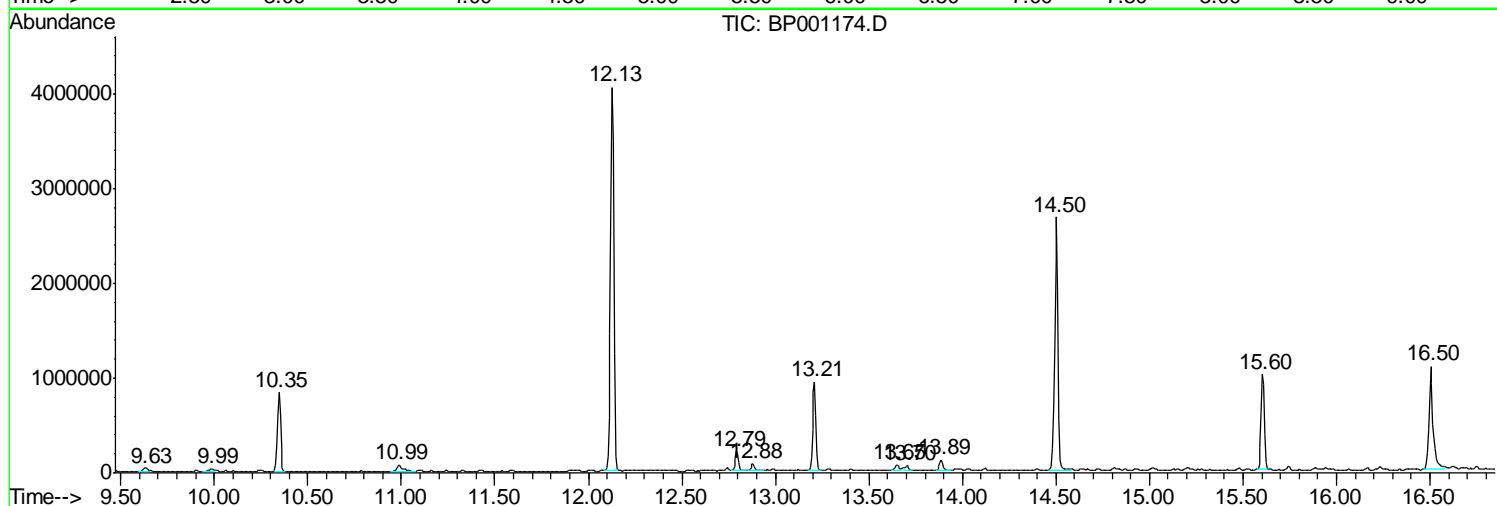
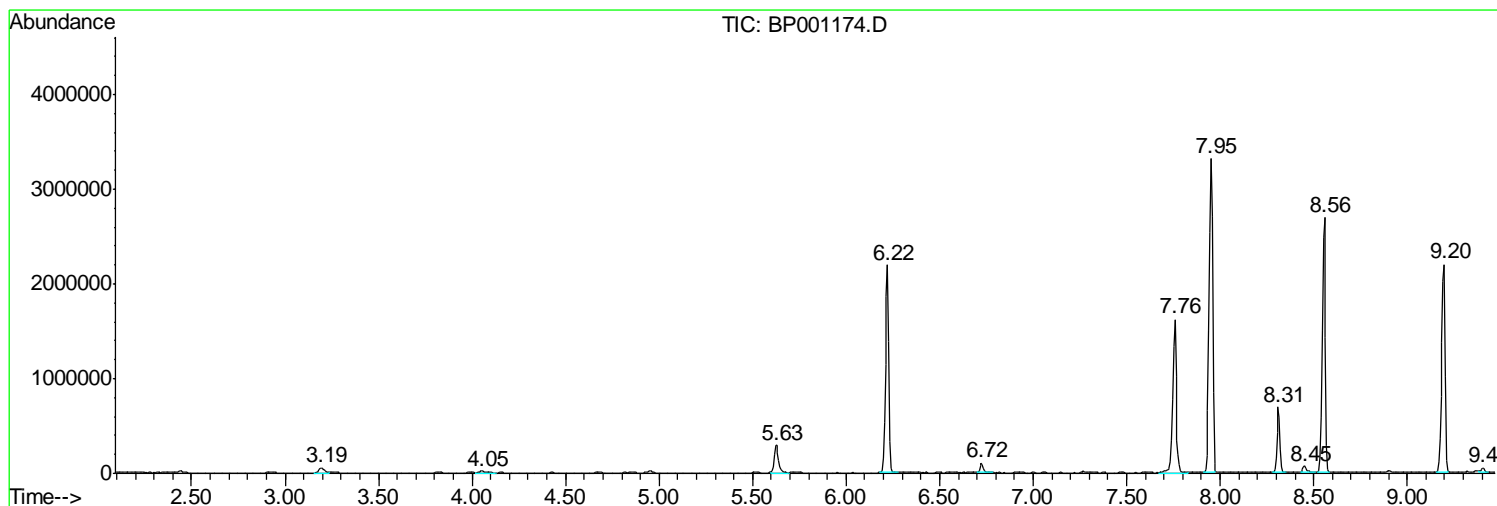
Sum of corrected areas: 50135334

Data Path : Z:\SVOASRV\HPCHEM1\BNA P\DATA\BP120319\  
 Data File : BP001174.D  
 Acq On : 04 Dec 2019 00:37  
 Operator : JU  
 Sample : K6069-05  
 Misc :  
 ALS Vial : 19 Sample Multiplier: 1

Instrument :  
 BNA\_P  
 ClientSampled :  
 SB-3-WS

Quant Method : Z:\SVOASRV\HPCHEM1\BNA P\METHODS\8270-BP112719.M  
 Quant Title : ASP BNA STANDARDS FOR 5 POINT CALIBRATION

TIC Library : C:\DATABASE\NIST11.L  
 TIC Integration Parameters: LSCINT.P



Data Path : Z:\SVOASRV\HPCHEM1\BNA P\DATA\BP120319\  
 Data File : BP001174.D  
 Acq On : 04 Dec 2019 00:37  
 Operator : JU  
 Sample : K6069-05  
 Misc :  
 ALS Vial : 19 Sample Multiplier: 1

Instrument :  
 BNA\_P  
 ClientSampleID :  
 SB-3-WS

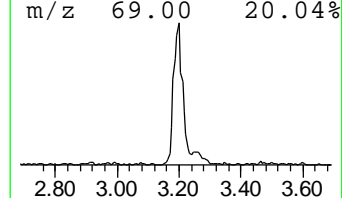
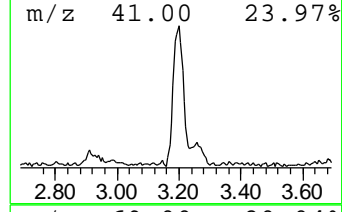
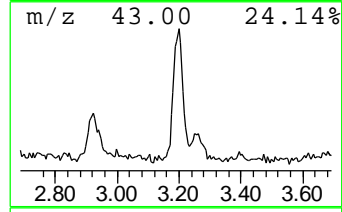
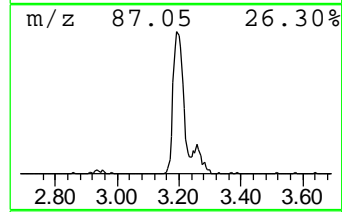
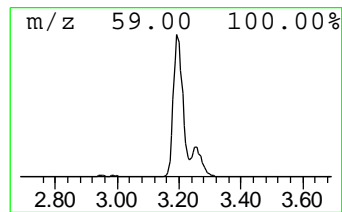
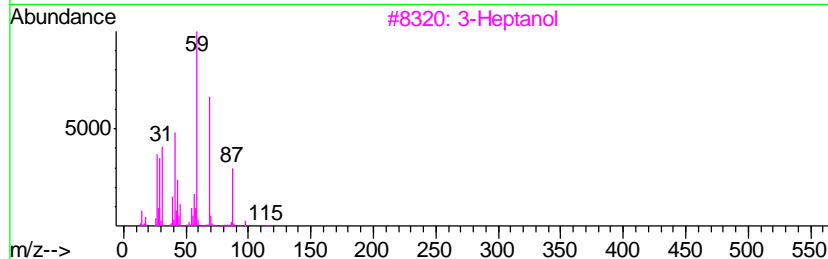
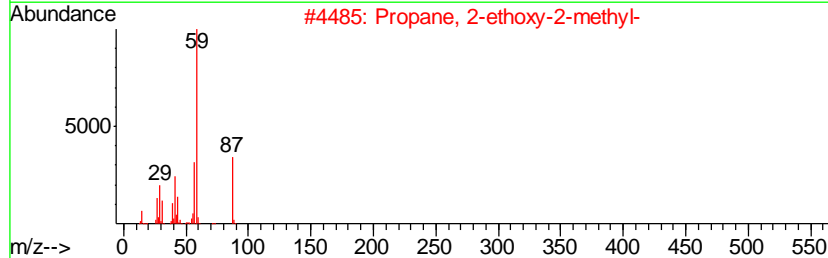
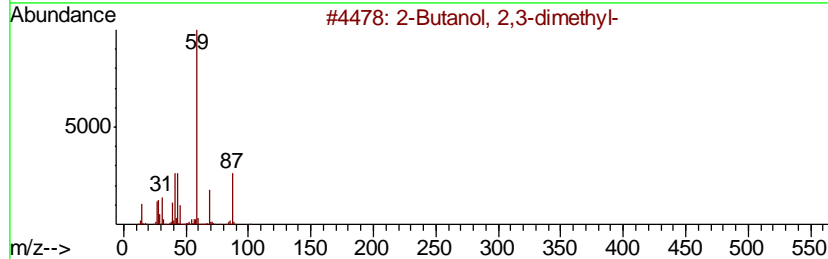
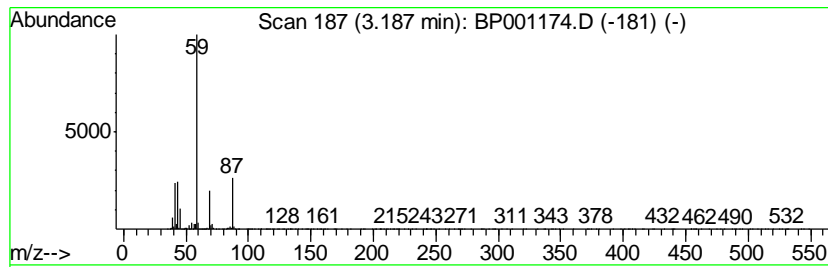
Quant Method : Z:\SVOASRV\HPCHEM1\BNA P\METHODS\8270-BP112719.M  
 Quant Title : ASP BNA STANDARDS FOR 5 POINT CALIBRATION

TIC Library : C:\DATABASE\NIST11.L  
 TIC Integration Parameters: LSCINT.P

\*\*\*\*\*  
 Peak Number 1 2-Butanol, 2,3-dimethyl- Concentration Rank 19

R.T.	EstConc	Area	Relative to ISTD	R.T.
3.19	2.81 ng	109395	1,4-Dichlorobenzene-d4	8.31

Hit#	of	Tentative ID	MW	MolForm	CAS#	Qual
1	5	2-Butanol, 2,3-dimethyl-	102	C6H14O	000594-60-5	83
2		Propane, 2-ethoxy-2-methyl-	102	C6H14O	000637-92-3	50
3		3-Heptanol	116	C7H16O	000589-82-2	40
4		2-Pentanol, 2-methyl-	102	C6H14O	000590-36-3	40
5		3-Pentanol, 2,2-dimethyl-	116	C7H16O	003970-62-5	40



Data Path : Z:\SVOASRV\HPCHEM1\BNA P\DATA\BP120319\  
 Data File : BP001174.D  
 Acq On : 04 Dec 2019 00:37  
 Operator : JU  
 Sample : K6069-05  
 Misc :  
 ALS Vial : 19 Sample Multiplier: 1

Instrument :  
 BNA\_P  
 ClientSampleID :  
 SB-3-WS

Quant Method : Z:\SVOASRV\HPCHEM1\BNA P\METHODS\8270-BP112719.M  
 Quant Title : ASP BNA STANDARDS FOR 5 POINT CALIBRATION

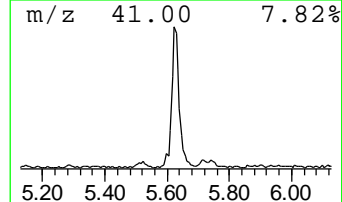
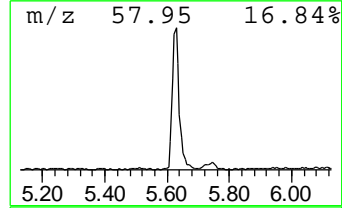
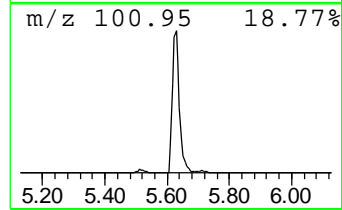
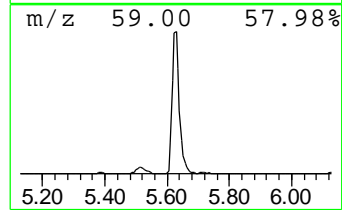
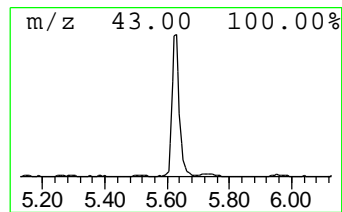
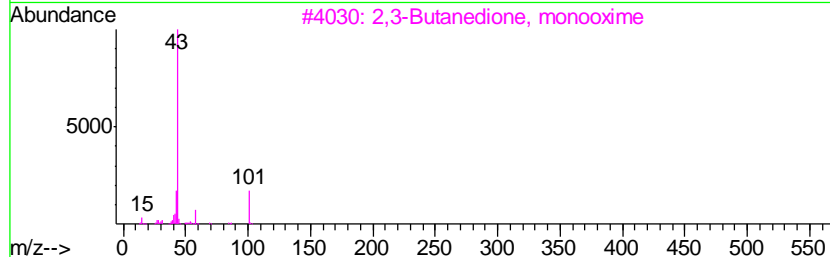
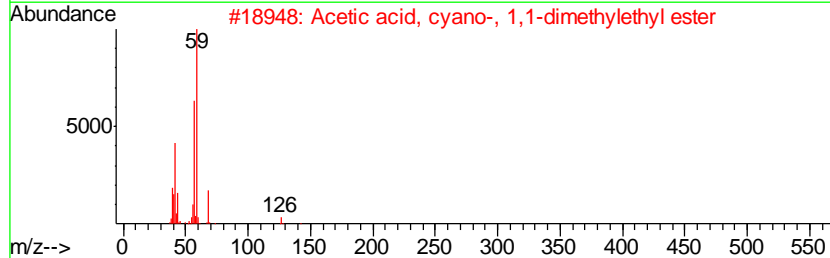
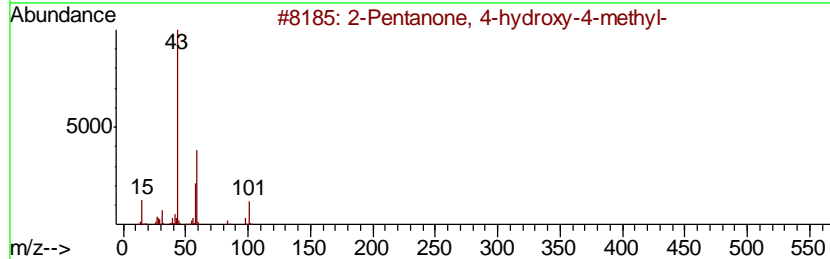
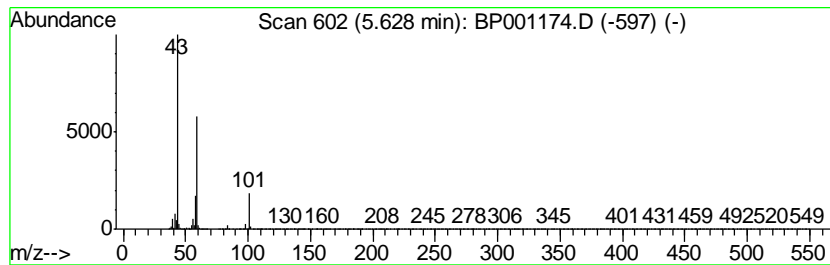
TIC Library : C:\DATABASE\NIST11.L  
 TIC Integration Parameters: LSCINT.P

\*\*\*\*\*  
 Peak Number 2 2-Pentanone, 4-hydroxy-4-me... Concentration Rank 12

R.T.	EstConc	Area	Relative to ISTD	R.T.
5.63	12.01 ng	467603	1,4-Dichlorobenzene-d4	8.31

Hit#	of	Tentative ID	MW	MolForm	CAS#	Qual
1	5	2-Pentanone, 4-hydroxy-4-methyl-	116	C6H12O2	000123-42-2	59
2		Acetic acid, cyano-, 1,1-dimethy...	141	C7H11NO2	001116-98-9	23
3		2,3-Butanedione, monooxime	101	C4H7NO2	000057-71-6	16
4		1-Propen-2-ol, acetate	100	C5H8O2	000108-22-5	10
5		Guanidine	59	CH5N3	000113-00-8	9



Data Path : Z:\SVOASRV\HPCHEM1\BNA P\DATA\BP120319\  
 Data File : BP001174.D  
 Acq On : 04 Dec 2019 00:37  
 Operator : JU  
 Sample : K6069-05  
 Misc :  
 ALS Vial : 19 Sample Multiplier: 1

Instrument :  
 BNA\_P  
 ClientSampleID :  
 SB-3-WS

Quant Method : Z:\SVOASRV\HPCHEM1\BNA P\METHODS\8270-BP112719.M  
 Quant Title : ASP BNA STANDARDS FOR 5 POINT CALIBRATION

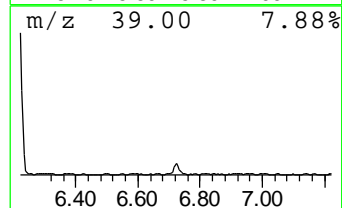
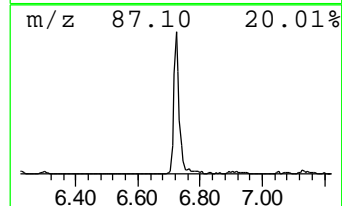
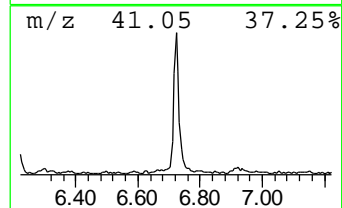
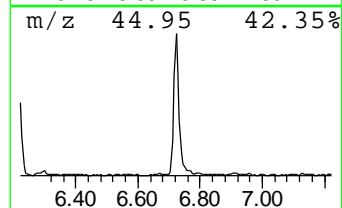
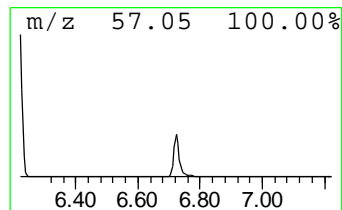
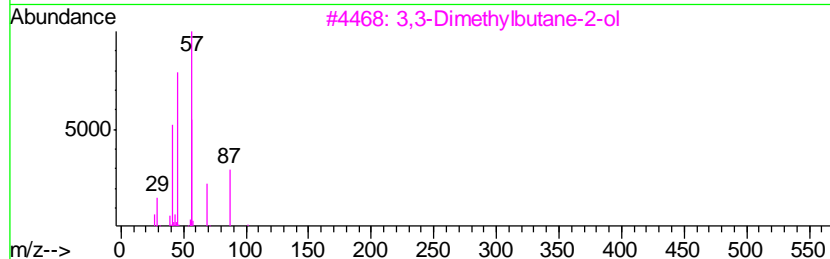
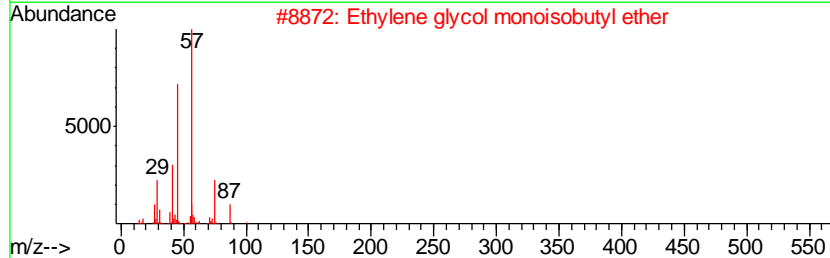
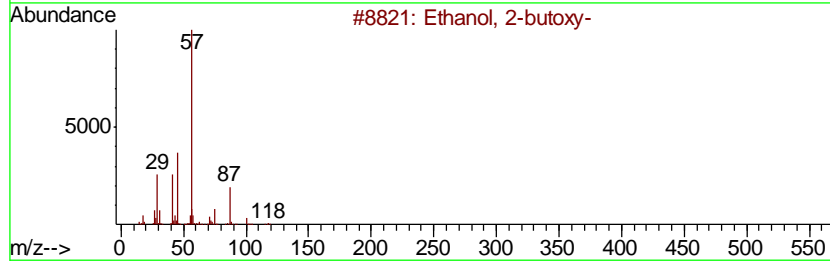
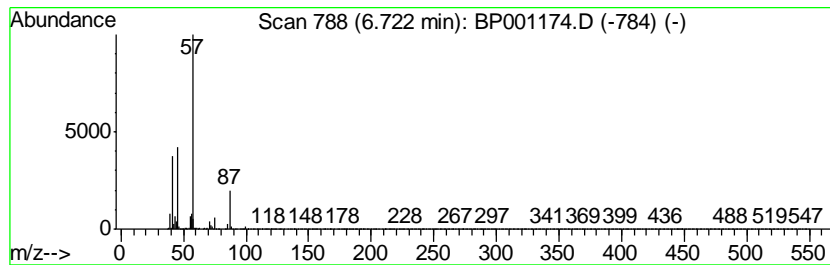
TIC Library : C:\DATABASE\NIST11.L  
 TIC Integration Parameters: LSCINT.P

\*\*\*\*\*  
 Peak Number 3 Ethanol, 2-butoxy- Concentration Rank 18

R.T.	EstConc	Area	Relative to ISTD	R.T.
6.72	3.37 ng	131204	1,4-Dichlorobenzene-d4	8.31

Hit#	of	Tentative ID	MW	MolForm	CAS#	Qual
1	5	Ethanol, 2-butoxy-	118	C6H14O2	000111-76-2	78
2		Ethylene glycol monoisobutyl ether	118	C6H14O2	004439-24-1	53
3		3,3-Dimethylbutane-2-ol	102	C6H14O	000464-07-3	36
4		1-Butene, 4-butoxy-	128	C8H16O	034061-76-2	25
5		n-Butyl ether	130	C8H18O	000142-96-1	17



Data Path : Z:\SVOASRV\HPCHEM1\BNA P\DATA\BP120319\  
 Data File : BP001174.D  
 Acq On : 04 Dec 2019 00:37  
 Operator : JU  
 Sample : K6069-05  
 Misc :  
 ALS Vial : 19 Sample Multiplier: 1

Instrument :  
 BNA\_P  
 ClientSampleId :  
 SB-3-WS

Quant Method : Z:\SVOASRV\HPCHEM1\BNA P\METHODS\8270-BP112719.M  
 Quant Title : ASP BNA STANDARDS FOR 5 POINT CALIBRATION

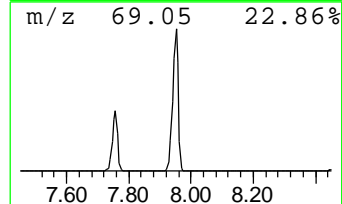
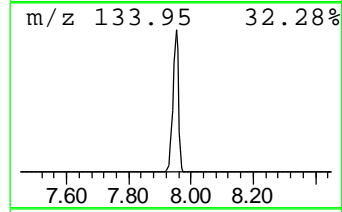
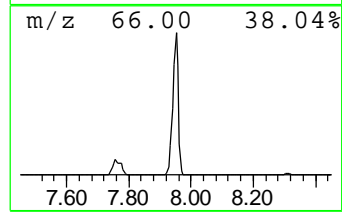
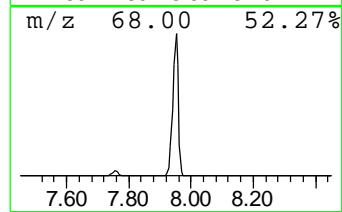
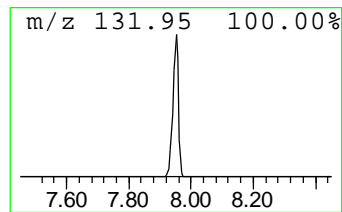
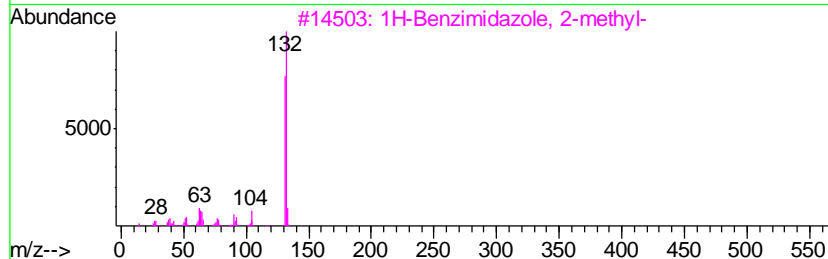
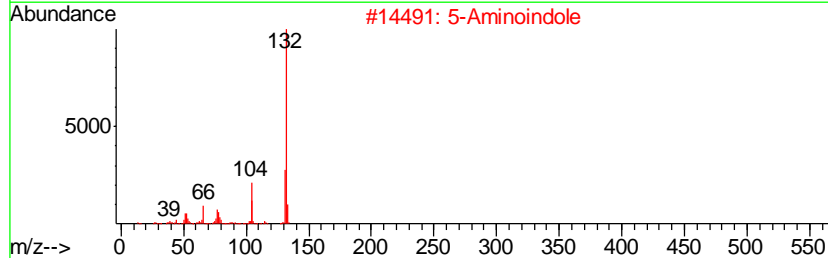
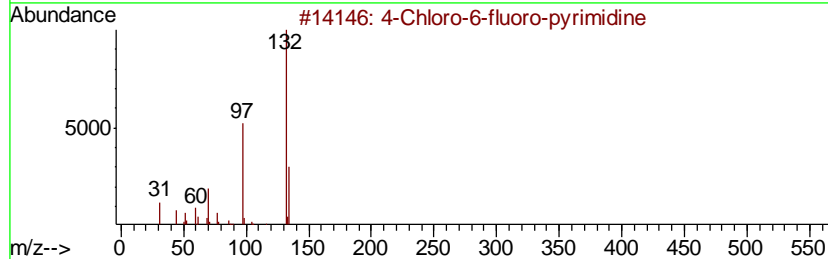
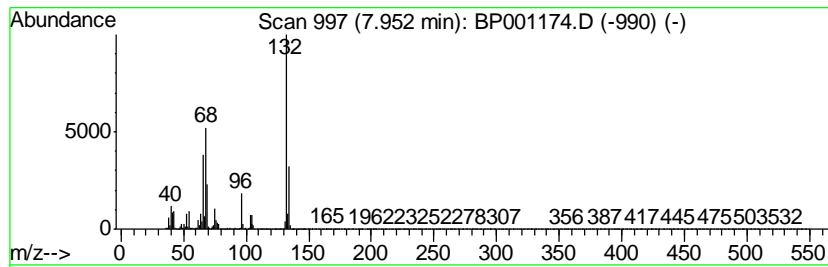
TIC Library : C:\DATABASE\NIST11.L  
 TIC Integration Parameters: LSCINT.P

\*\*\*\*\*  
 Peak Number 4 unknown7.95 Concentration Rank 1

R.T.	EstConc	Area	Relative to ISTD	R.T.
7.95	107.65 ng	4190510	1,4-Dichlorobenzene-d4	8.31

Hit#	of	Tentative ID	MW	MolForm	CAS#	Qual
1	5	4-Chloro-6-fluoro-pyrimidine	132	C4H2ClFN2	051422-01-6	27
2		5-Aminoindole	132	C8H8N2	005192-03-0	22
3		1H-Benzimidazole, 2-methyl-	132	C8H8N2	000615-15-6	22
4		3-Chloro-6-fluoro-pyrazine	132	C4H2ClFN2	1000146-10-7	16
5		Cyclopropanamine, 1-phenyl-	133	C9H11N	1000351-26-2	14



Data Path : Z:\SVOASRV\HPCHEM1\BNA P\DATA\BP120319\  
 Data File : BP001174.D  
 Acq On : 04 Dec 2019 00:37  
 Operator : JU  
 Sample : K6069-05  
 Misc :  
 ALS Vial : 19 Sample Multiplier: 1

Instrument :  
 BNA\_P  
 ClientSampleID :  
 SB-3-WS

Quant Method : Z:\SVOASRV\HPCHEM1\BNA P\METHODS\8270-BP112719.M  
 Quant Title : ASP BNA STANDARDS FOR 5 POINT CALIBRATION

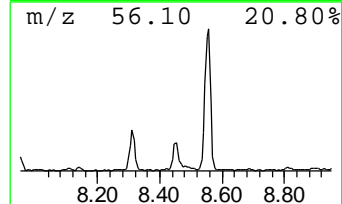
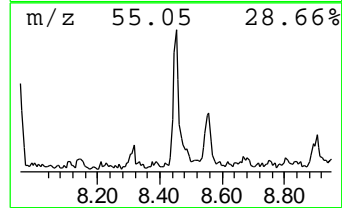
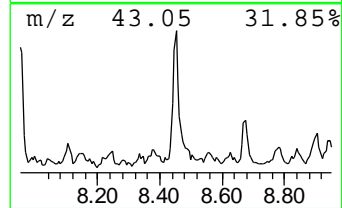
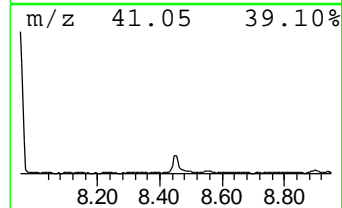
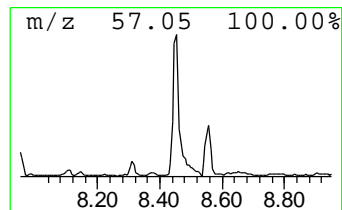
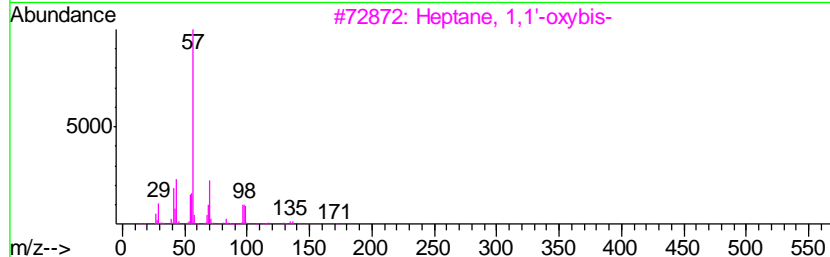
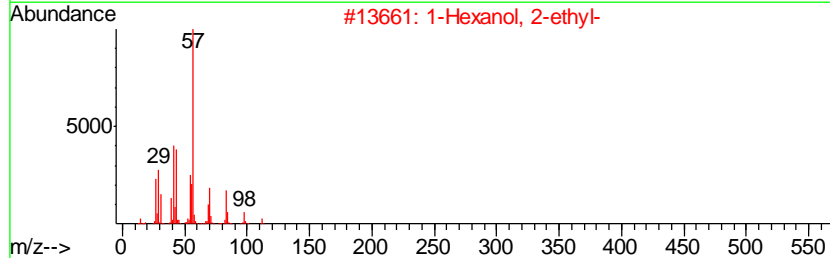
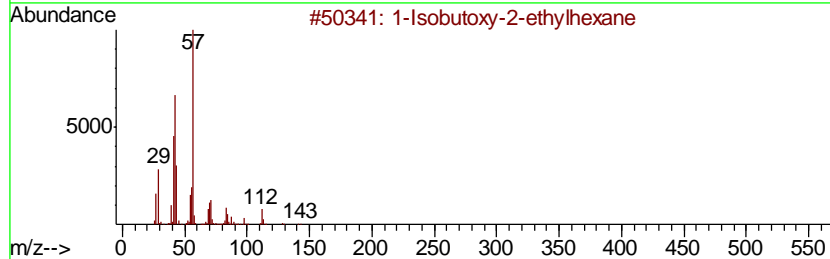
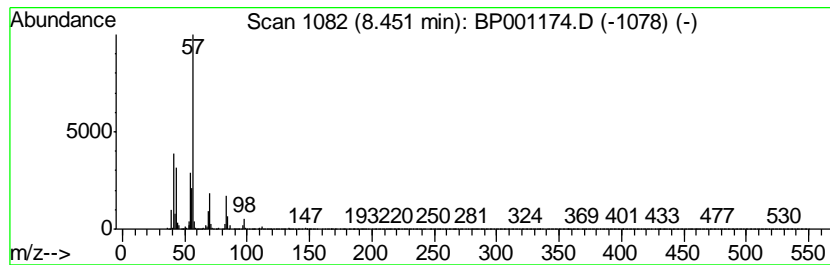
TIC Library : C:\DATABASE\NIST11.L  
 TIC Integration Parameters: LSCINT.P

\*\*\*\*\*  
 Peak Number 5 1-Isobutoxy-2-ethylhexane Concentration Rank 20

R.T.	EstConc	Area	Relative to ISTD	R.T.
8.45	2.66 ng	103690	1,4-Dichlorobenzene-d4	8.31

Hit#	of	Tentative ID	MW	MolForm	CAS#	Qual
1	5	1-Isobutoxy-2-ethylhexane	186	C12H26O	1000139-90-3	78
2		1-Hexanol, 2-ethyl-	130	C8H18O	000104-76-7	78
3		Heptane, 1,1'-oxybis-	214	C14H30O	000629-64-1	50
4		Heptyl isobutyl carbonate	216	C12H24O3	959068-08-7	50
5		1-Pentanol, 2-ethyl-4-methyl-	130	C8H18O	000106-67-2	45





Data Path : Z:\SVOASRV\HPCHEM1\BNA P\DATA\BP120319\  
 Data File : BP001174.D  
 Acq On : 04 Dec 2019 00:37  
 Operator : JU  
 Sample : K6069-05  
 Misc :  
 ALS Vial : 19 Sample Multiplier: 1

Instrument :  
 BNA\_P  
 ClientSampleID :  
 SB-3-WS

Quant Method : Z:\SVOASRV\HPCHEM1\BNA P\METHODS\8270-BP112719.M  
 Quant Title : ASP BNA STANDARDS FOR 5 POINT CALIBRATION

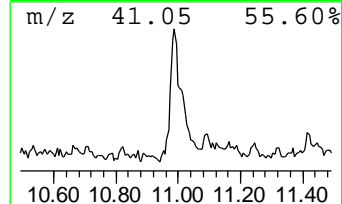
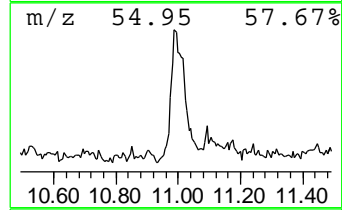
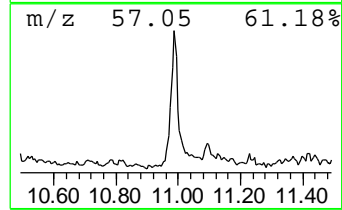
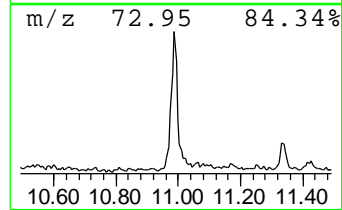
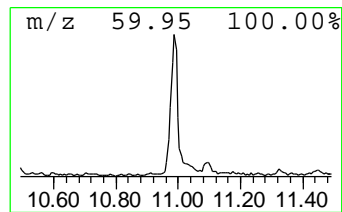
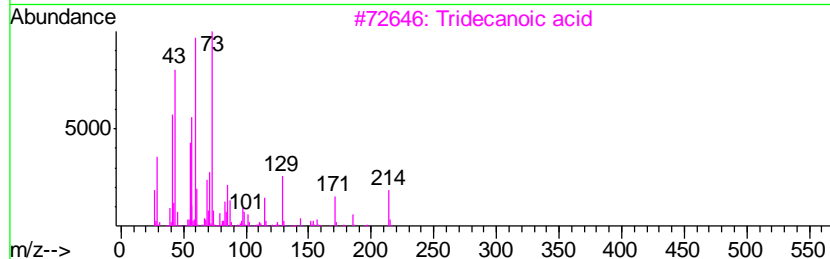
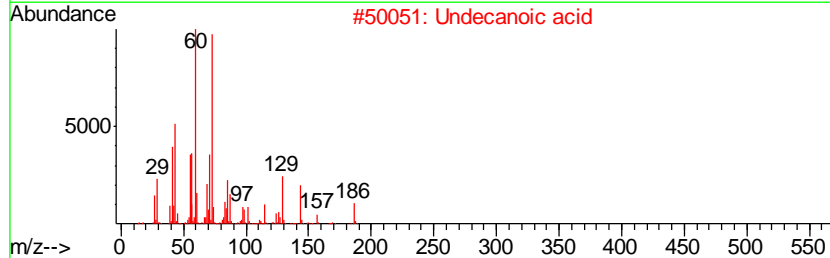
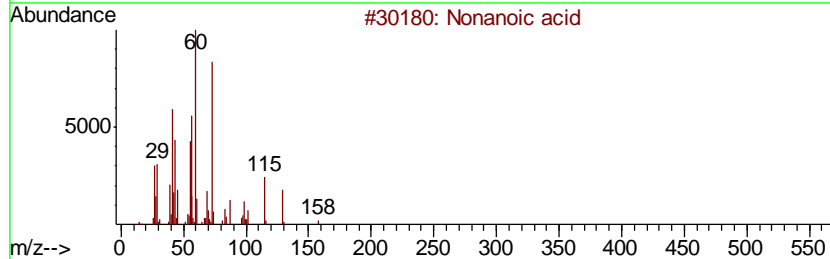
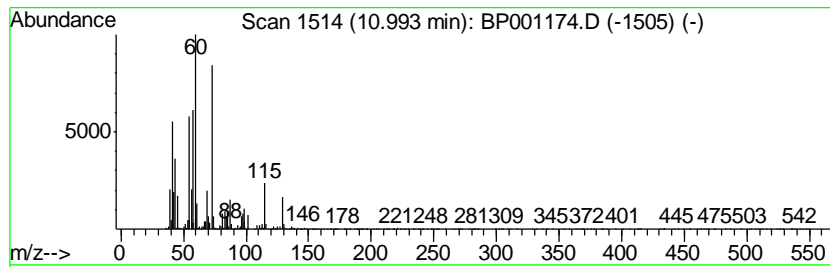
TIC Library : C:\DATABASE\NIST11.L  
 TIC Integration Parameters: LSCINT.P

\*\*\*\*\*  
 Peak Number 7 Nonanoic acid Concentration Rank 16

R.T.	EstConc	Area	Relative to ISTD	R.T.
10.99	3.83 ng	179300	Naphthalene-d8	10.35

Hit#	of	Tentative ID	MW	MolForm	CAS#	Qual
1	5	Nonanoic acid	158	C9H18O2	000112-05-0	90
2		Undecanoic acid	186	C11H22O2	000112-37-8	72
3		Tridecanoic acid	214	C13H26O2	000638-53-9	72
4		Dodecanoic acid	200	C12H24O2	000143-07-7	59
5		n-Decanoic acid	172	C10H20O2	000334-48-5	53



Data Path : Z:\SVOASRV\HPCHEM1\BNA P\DATA\BP120319\  
 Data File : BP001174.D  
 Acq On : 04 Dec 2019 00:37  
 Operator : JU  
 Sample : K6069-05  
 Misc :  
 ALS Vial : 19 Sample Multiplier: 1

Instrument :  
 BNA\_P  
 ClientSampleID :  
 SB-3-WS

Quant Method : Z:\SVOASRV\HPCHEM1\BNA P\METHODS\8270-BP112719.M  
 Quant Title : ASP BNA STANDARDS FOR 5 POINT CALIBRATION

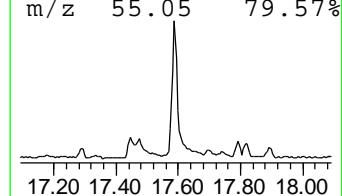
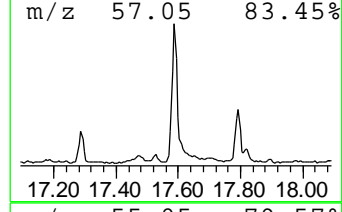
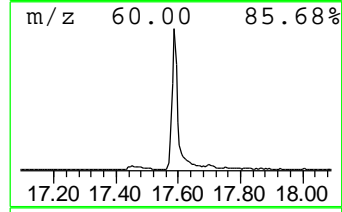
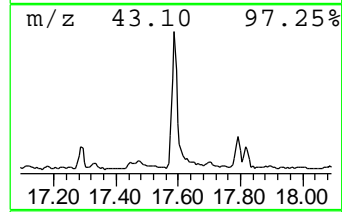
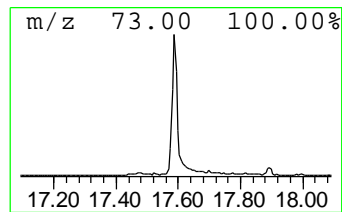
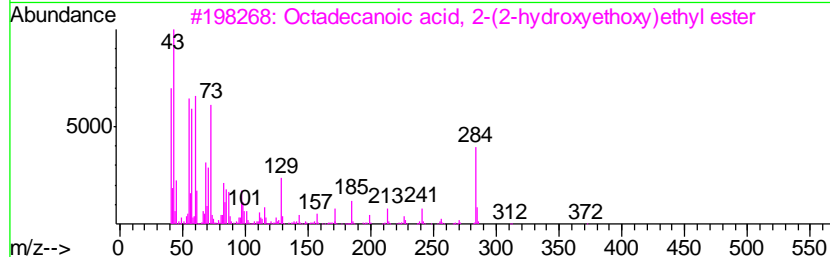
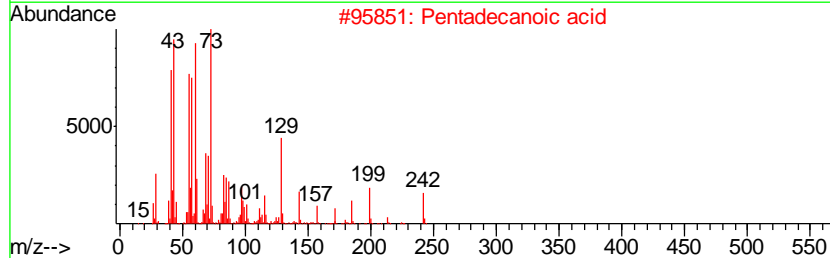
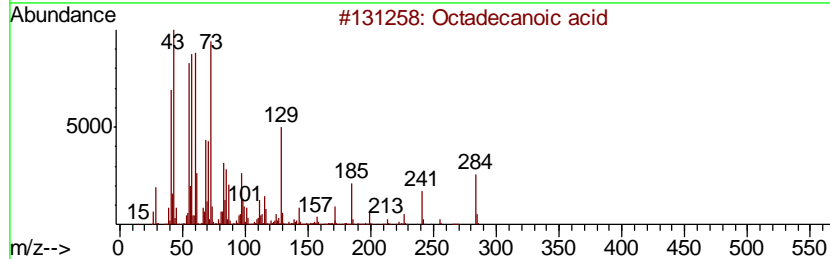
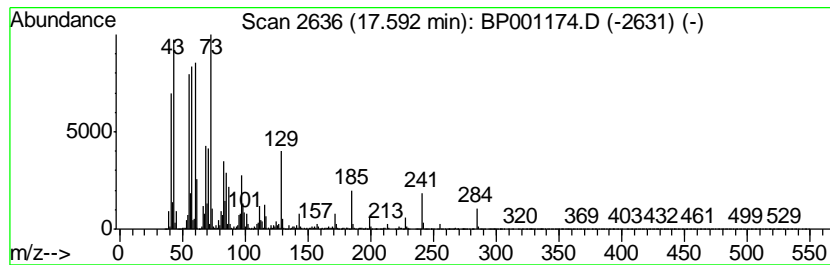
TIC Library : C:\DATABASE\NIST11.L  
 TIC Integration Parameters: LSCINT.P

\*\*\*\*\*  
 Peak Number 8 Octadecanoic acid Concentration Rank 9

R.T.	EstConc	Area	Relative to ISTD	R.T.
17.59	14.84 ng	784971	Chrysene-d12	19.25

Hit#	of	Tentative ID	MW	MolForm	CAS#	Qual
1	5	Octadecanoic acid	284	C18H36O2	000057-11-4	99
2		Pentadecanoic acid	242	C15H30O2	001002-84-2	93
3		Octadecanoic acid, 2-(2-hydroxyve...	372	C22H44O4	000106-11-6	86
4		n-Hexadecanoic acid	256	C16H32O2	000057-10-3	80
5		Tridecanoic acid	214	C13H26O2	000638-53-9	72



Data Path : Z:\SVOASRV\HPCHEM1\BNA P\DATA\BP120319\  
 Data File : BP001174.D  
 Acq On : 04 Dec 2019 00:37  
 Operator : JU  
 Sample : K6069-05  
 Misc :  
 ALS Vial : 19 Sample Multiplier: 1

Instrument :  
 BNA\_P  
 ClientSampleID :  
 SB-3-WS

Quant Method : Z:\SVOASRV\HPCHEM1\BNA P\METHODS\8270-BP112719.M  
 Quant Title : ASP BNA STANDARDS FOR 5 POINT CALIBRATION

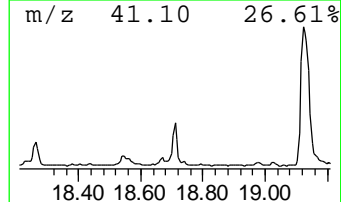
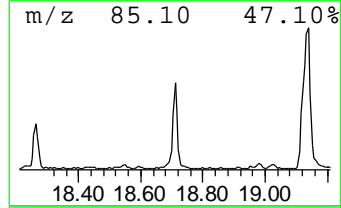
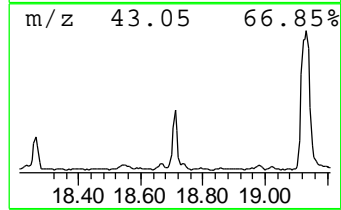
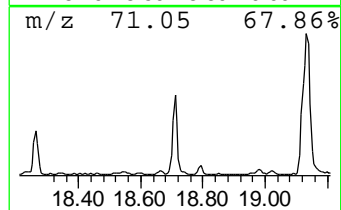
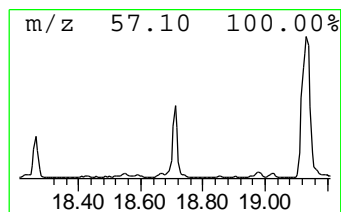
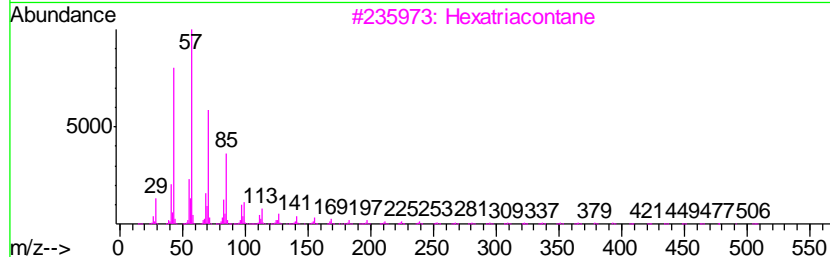
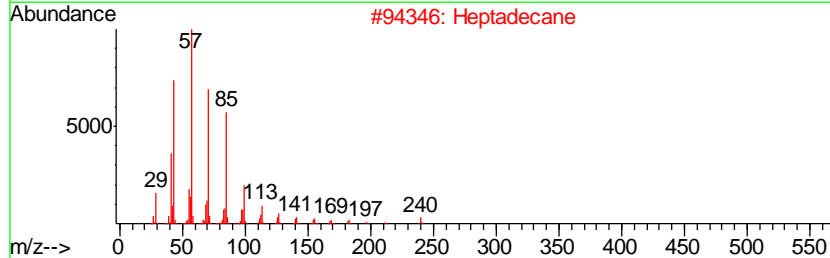
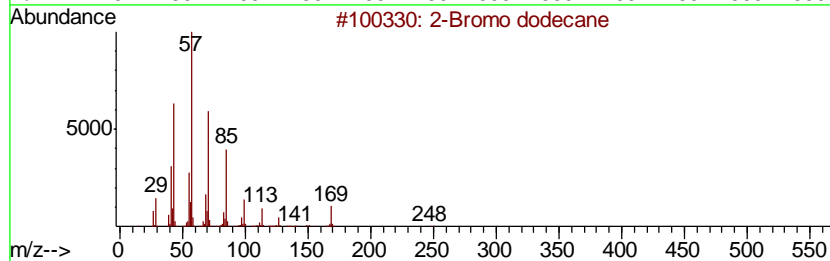
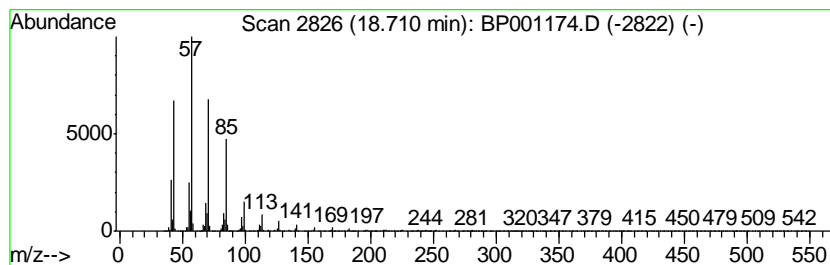
TIC Library : C:\DATABASE\NIST11.L  
 TIC Integration Parameters: LSCINT.P

\*\*\*\*\*  
 Peak Number 9 2-Bromo dodecane Concentration Rank 14

R.T.	EstConc	Area	Relative to ISTD	R.T.
18.71	4.51 ng	238745	Chrysene-d12	19.25

Hit#	of	Tentative ID	MW	MolForm	CAS#	Qual
1	5	2-Bromo dodecane	248	C12H25Br	013187-99-0	93
2		Heptadecane	240	C17H36	000629-78-7	93
3		Hexatriacontane	507	C36H74	000630-06-8	92
4		Pentacosane	352	C25H52	000629-99-2	91
5		Pentadecane	212	C15H32	000629-62-9	87



Data Path : Z:\SVOASRV\HPCHEM1\BNA P\DATA\BP120319\  
 Data File : BP001174.D  
 Acq On : 04 Dec 2019 00:37  
 Operator : JU  
 Sample : K6069-05  
 Misc :  
 ALS Vial : 19 Sample Multiplier: 1

Instrument :  
 BNA\_P  
 ClientSampleID :  
 SB-3-WS

Quant Method : Z:\SVOASRV\HPCHEM1\BNA P\METHODS\8270-BP112719.M  
 Quant Title : ASP BNA STANDARDS FOR 5 POINT CALIBRATION

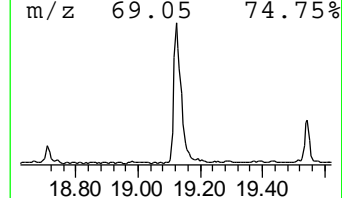
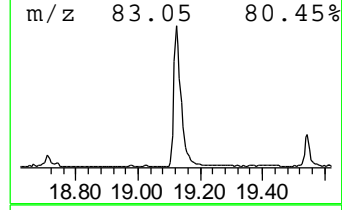
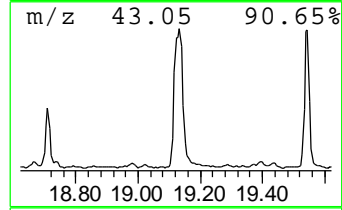
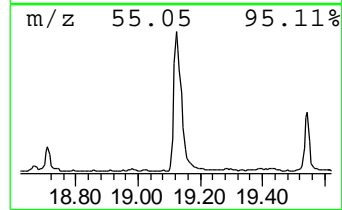
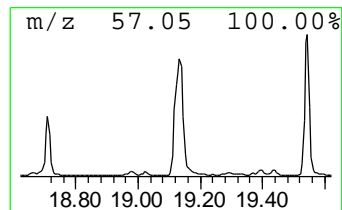
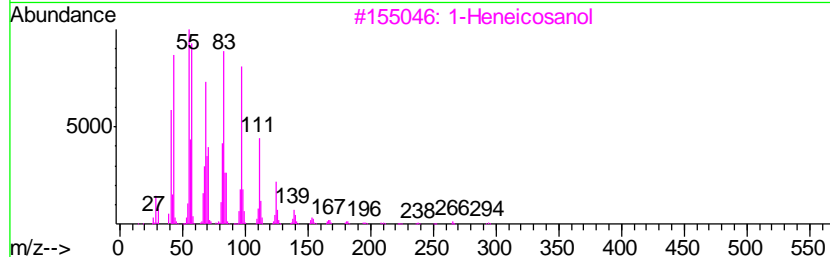
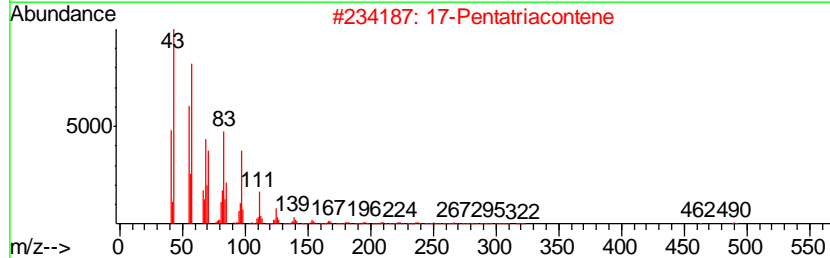

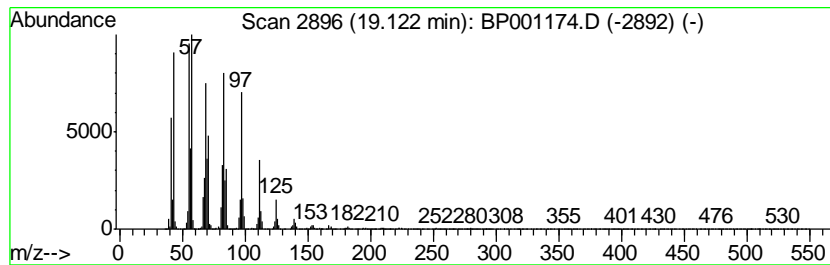
TIC Library : C:\DATABASE\NIST11.L  
 TIC Integration Parameters: LSCINT.P

\*\*\*\*\*  
 Peak Number 10 2- Chloropropionic acid, he... Concentration Rank 3

R.T.	EstConc	Area	Relative to ISTD	R.T.
19.12	29.93 ng	1583290	Chrysene-d12	19.25

Hit#	of	Tentative ID	MW	MolForm	CAS#	Qual
1	5	2- Chloropropionic acid, hexadec...	332	C19H37ClO2	086711-81-1	96
2		17-Pentatriacontene	491	C35H70	006971-40-0	95
3		1-Heneicosanol	312	C21H44O	015594-90-8	94
4		Trifluoroacetoxy hexadecane	338	C18H33F3O2	006222-03-3	91
5		2- Chloropropionic acid, pentade...	318	C18H35ClO2	1000292-44-1	91



Data Path : Z:\SVOASRV\HPCHEM1\BNA P\DATA\BP120319\  
 Data File : BP001174.D  
 Acq On : 04 Dec 2019 00:37  
 Operator : JU  
 Sample : K6069-05  
 Misc :  
 ALS Vial : 19 Sample Multiplier: 1

Instrument :  
 BNA\_P  
 ClientSampleID :  
 SB-3-WS

Quant Method : Z:\SVOASRV\HPCHEM1\BNA P\METHODS\8270-BP112719.M  
 Quant Title : ASP BNA STANDARDS FOR 5 POINT CALIBRATION

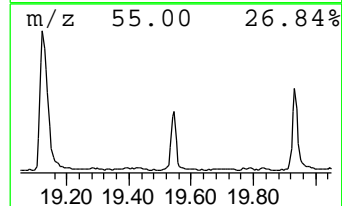
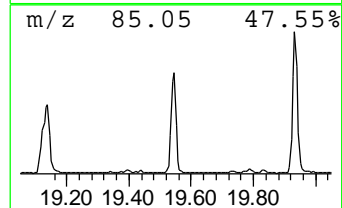
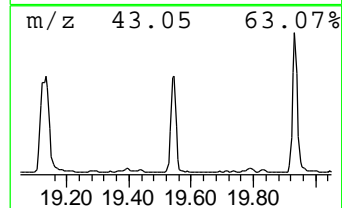
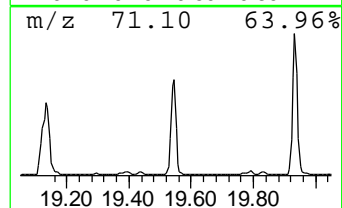
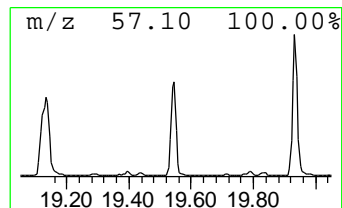
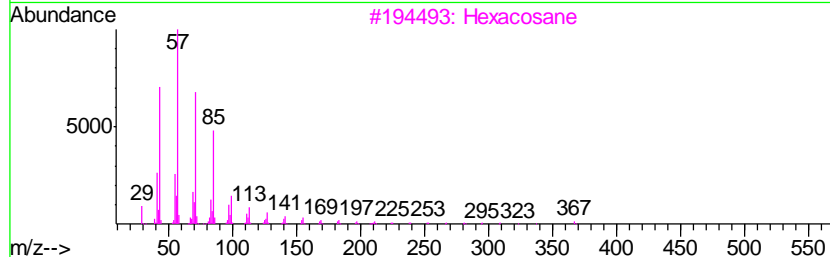
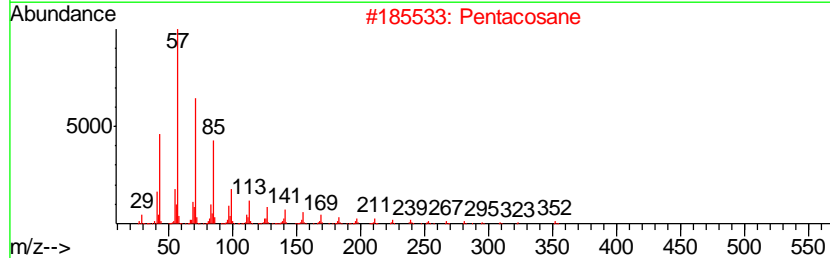
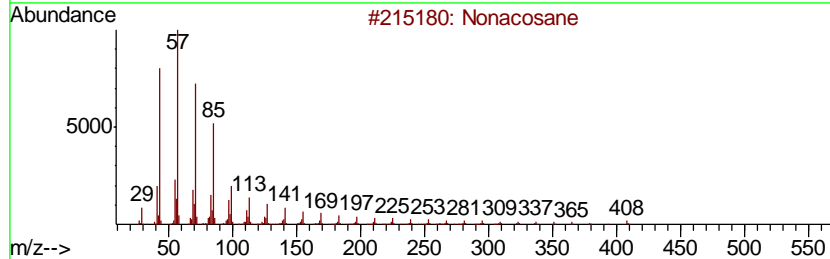
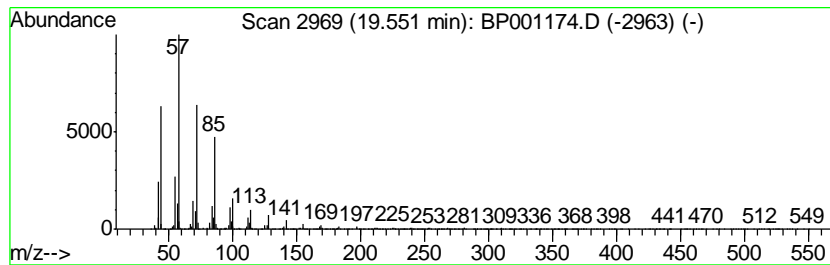
TIC Library : C:\DATABASE\NIST11.L  
 TIC Integration Parameters: LSCINT.P

\*\*\*\*\*  
 Peak Number 11 Nonacosane Concentration Rank 11

R.T.	EstConc	Area	Relative to ISTD	R.T.
19.55	12.35 ng	653387	Chrysene-d12	19.25

Hit#	of	Tentative ID	MW	MolForm	CAS#	Qual
1	5	Nonacosane	408	C29H60	000630-03-5	93
2		Pentacosane	352	C25H52	000629-99-2	93
3		Hexacosane	366	C26H54	000630-01-3	91
4		Tetracosane	338	C24H50	000646-31-1	91
5		triacontane	422	C30H62	000638-68-6	91



Data Path : Z:\SVOASRV\HPCHEM1\BNA P\DATA\BP120319\  
 Data File : BP001174.D  
 Acq On : 04 Dec 2019 00:37  
 Operator : JU  
 Sample : K6069-05  
 Misc :  
 ALS Vial : 19 Sample Multiplier: 1

Instrument :  
 BNA\_P  
 ClientSampleID :  
 SB-3-WS

Quant Method : Z:\SVOASRV\HPCHEM1\BNA P\METHODS\8270-BP112719.M  
 Quant Title : ASP BNA STANDARDS FOR 5 POINT CALIBRATION

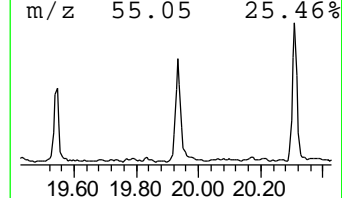
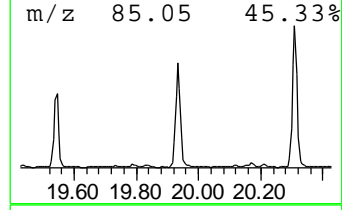
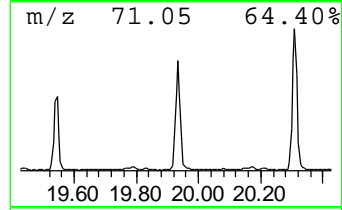
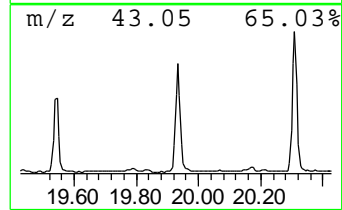
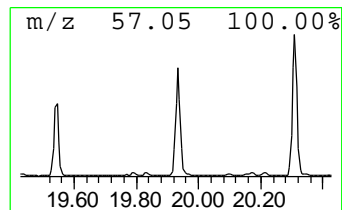
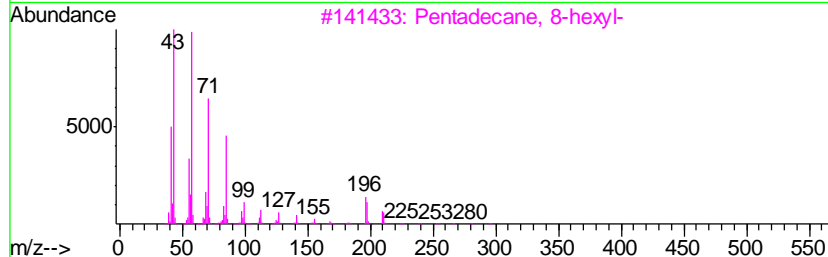
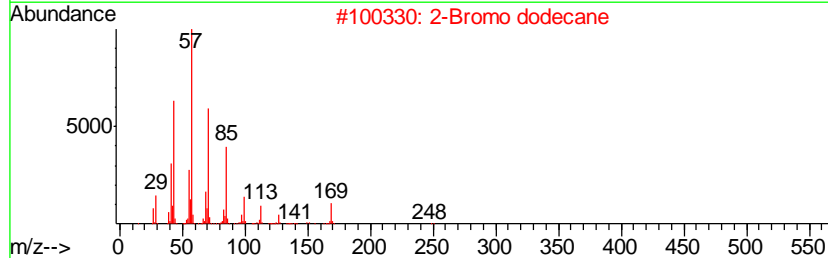
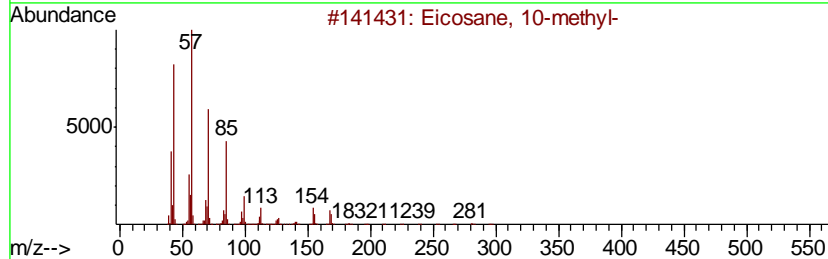
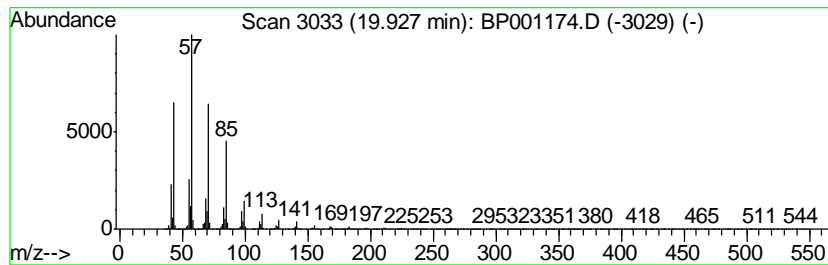
TIC Library : C:\DATABASE\NIST11.L  
 TIC Integration Parameters: LSCINT.P

\*\*\*\*\*  
 Peak Number 12 Eicosane, 10-methyl- Concentration Rank 8

R.T.	EstConc	Area	Relative to ISTD	R.T.
19.93	19.40 ng	1026390	Chrysene-d12	19.25

Hit#	of	Tentative ID	MW	MolForm	CAS#	Qual
1	5	Eicosane, 10-methyl-	296	C21H44	054833-23-7	94
2		2-Bromo dodecane	248	C12H25Br	013187-99-0	93
3		Pentadecane, 8-hexyl-	296	C21H44	013475-75-7	93
4		Heptacosane	380	C27H56	000593-49-7	91
5		Octacosane	394	C28H58	000630-02-4	91



Data Path : Z:\SVOASRV\HPCHEM1\BNA P\DATA\BP120319\  
 Data File : BP001174.D  
 Acq On : 04 Dec 2019 00:37  
 Operator : JU  
 Sample : K6069-05  
 Misc :  
 ALS Vial : 19 Sample Multiplier: 1

Instrument :  
 BNA\_P  
 ClientSampled :  
 SB-3-WS

Quant Method : Z:\SVOASRV\HPCHEM1\BNA P\METHODS\8270-BP112719.M  
 Quant Title : ASP BNA STANDARDS FOR 5 POINT CALIBRATION

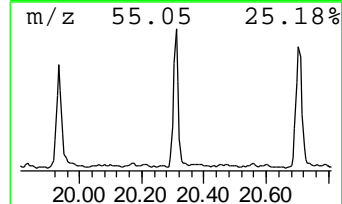
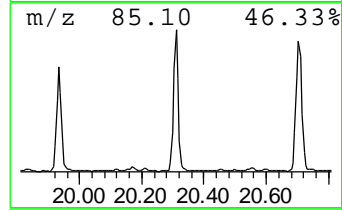
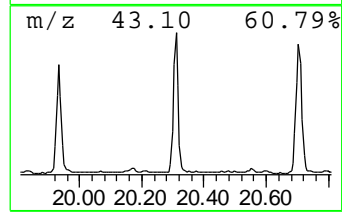
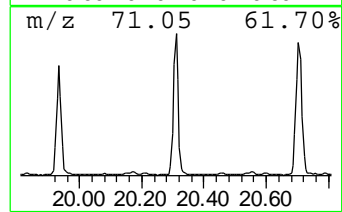
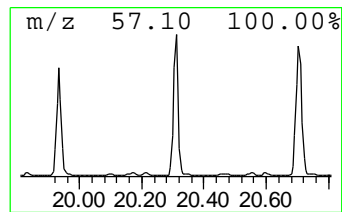
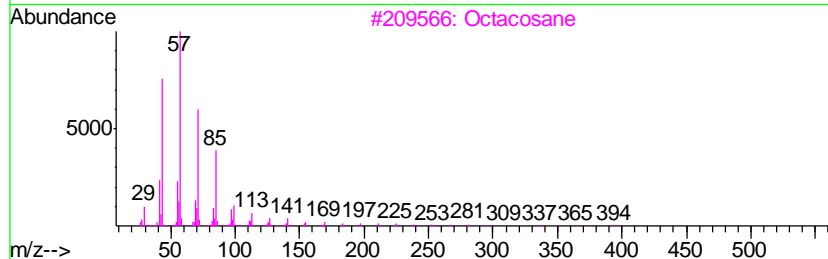
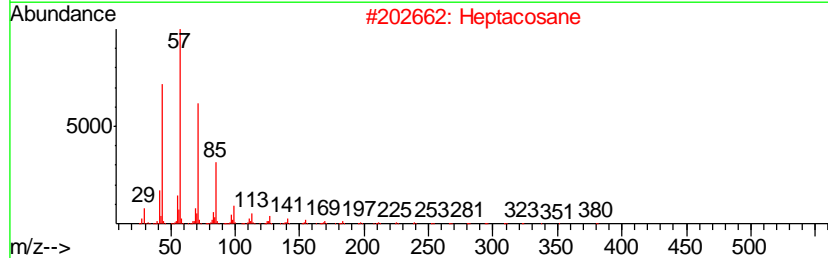
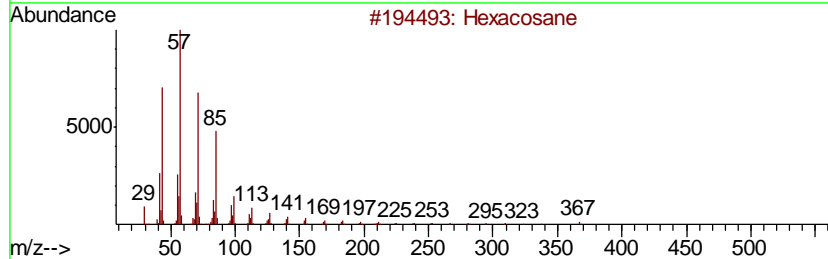
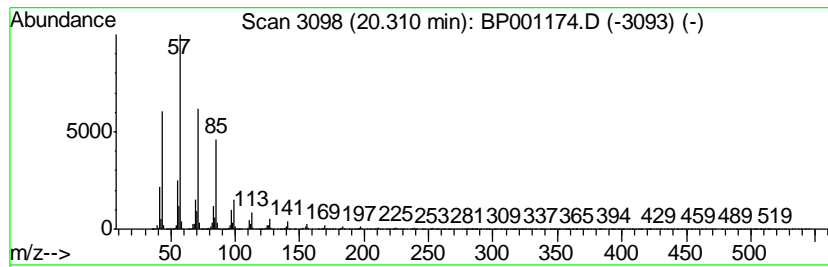
TIC Library : C:\DATABASE\NIST11.L  
 TIC Integration Parameters: LSCINT.P

\*\*\*\*\*  
 Peak Number 13 Hexacosane Concentration Rank 6

R.T.	EstConc	Area	Relative to ISTD	R.T.
20.31	23.51 ng	1239840	Perylene-d12	21.02

Hit#	of	Tentative ID	MW	MolForm	CAS#	Qual
1	5	Hexacosane	366	C26H54	000630-01-3	91
2		Heptacosane	380	C27H56	000593-49-7	91
3		Octacosane	394	C28H58	000630-02-4	91
4		Heptadecane, 9-octyl-	352	C25H52	007225-64-1	91
5		Tetratetracontane	619	C44H90	007098-22-8	91



Data Path : Z:\SVOASRV\HPCHEM1\BNA P\DATA\BP120319\  
 Data File : BP001174.D  
 Acq On : 04 Dec 2019 00:37  
 Operator : JU  
 Sample : K6069-05  
 Misc :  
 ALS Vial : 19 Sample Multiplier: 1

Instrument :  
 BNA\_P  
 ClientSampleID :  
 SB-3-WS

Quant Method : Z:\SVOASRV\HPCHEM1\BNA P\METHODS\8270-BP112719.M  
 Quant Title : ASP BNA STANDARDS FOR 5 POINT CALIBRATION

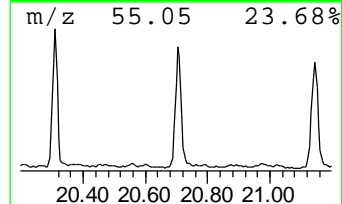
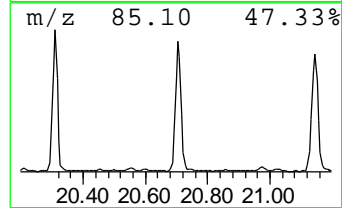
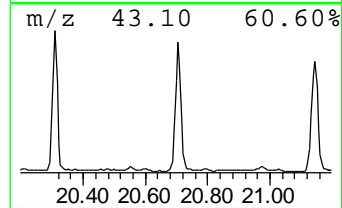
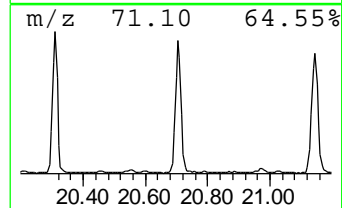
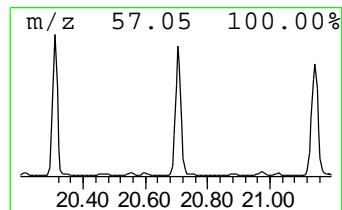
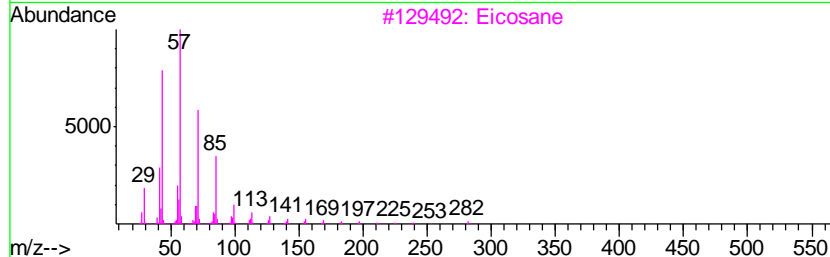
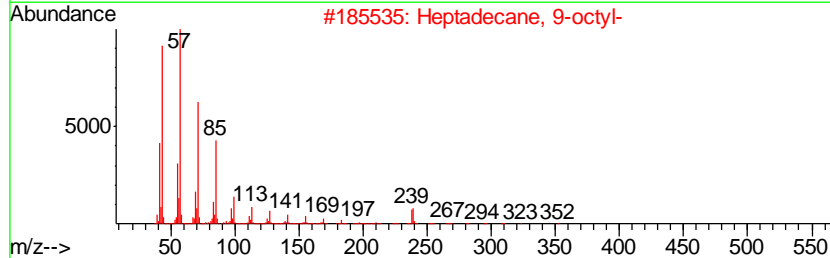
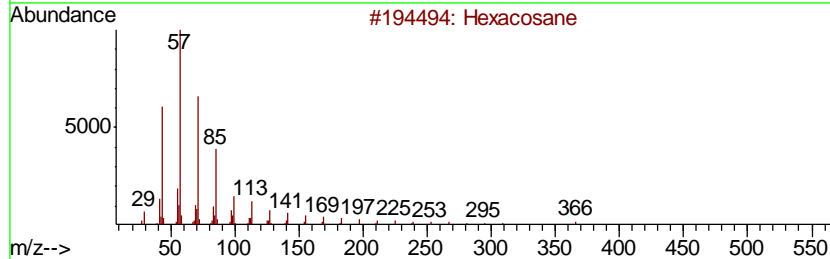
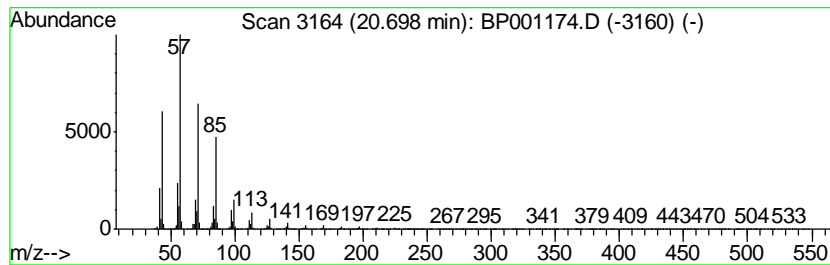
TIC Library : C:\DATABASE\NIST11.L  
 TIC Integration Parameters: LSCINT.P

\*\*\*\*\*  
 Peak Number 14 Heptadecane, 9-octyl- Concentration Rank 4

R.T.	EstConc	Area	Relative to ISTD	R.T.
20.70	26.40 ng	1392330	Perylene-d12	21.02

Hit#	of	Tentative ID	MW	MolForm	CAS#	Qual
1	5	Hexacosane	366	C26H54	000630-01-3	97
2		Heptadecane, 9-octyl-	352	C25H52	007225-64-1	94
3		Eicosane	282	C20H42	000112-95-8	91
4		Heptacosane	380	C27H56	000593-49-7	91
5		2-methyloctacosane	408	C29H60	1000376-72-8	91





Data Path : Z:\SVOASRV\HPCHEM1\BNA P\DATA\BP120319\  
 Data File : BP001174.D  
 Acq On : 04 Dec 2019 00:37  
 Operator : JU  
 Sample : K6069-05  
 Misc :  
 ALS Vial : 19 Sample Multiplier: 1

Instrument :  
 BNA\_P  
 ClientSampleID :  
 SB-3-WS

Quant Method : Z:\SVOASRV\HPCHEM1\BNA P\METHODS\8270-BP112719.M  
 Quant Title : ASP BNA STANDARDS FOR 5 POINT CALIBRATION

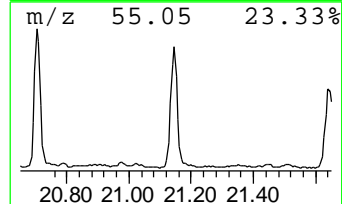
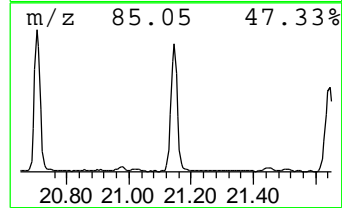
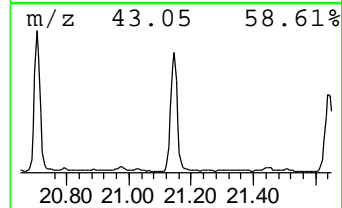
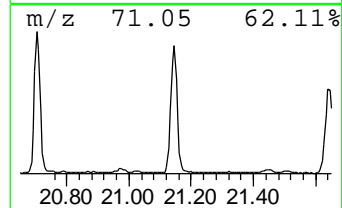
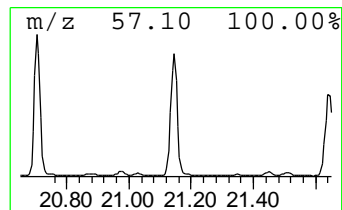
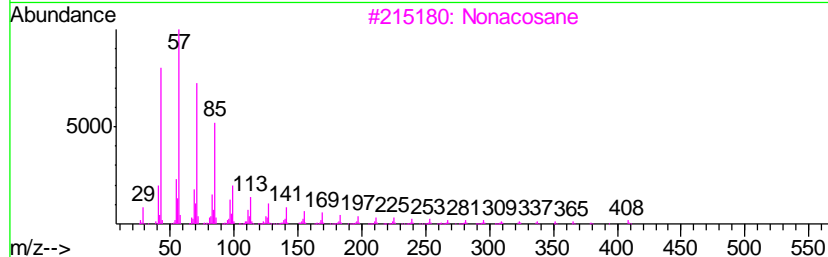
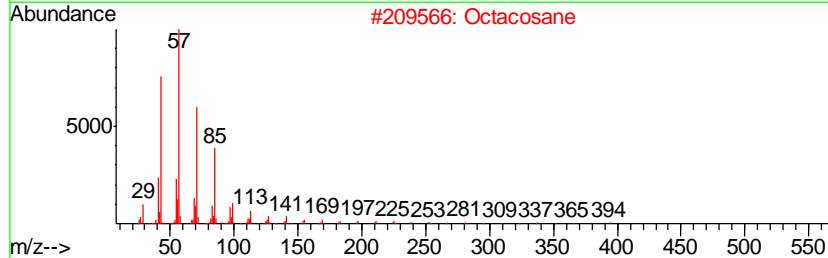
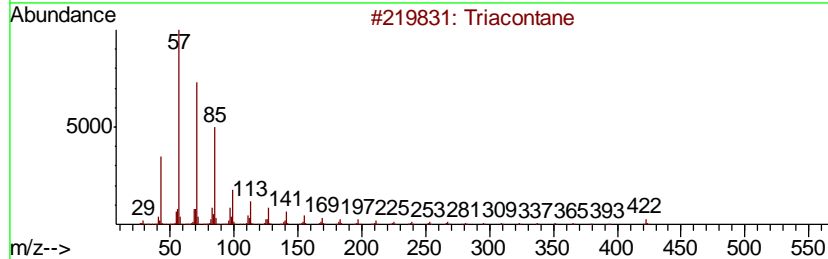
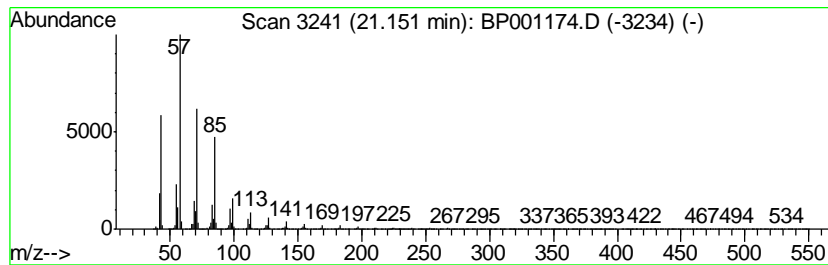
TIC Library : C:\DATABASE\NIST11.L  
 TIC Integration Parameters: LSCINT.P

\*\*\*\*\*  
 Peak Number 15 Triacontane Concentration Rank 5

R.T.	EstConc	Area	Relative to ISTD	R.T.
21.15	25.54 ng	1347080	Perylene-d12	21.02

Hit#	of	Tentative ID	MW	MolForm	CAS#	Qual
1	5	Triacontane	422	C30H62	000638-68-6	98
2		Octacosane	394	C28H58	000630-02-4	98
3		Nonacosane	408	C29H60	000630-03-5	94
4		2-methyloctacosane	408	C29H60	1000376-72-8	91
5		Heneicosane	296	C21H44	000629-94-7	91



Data Path : Z:\SVOASRV\HPCHEM1\BNA P\DATA\BP120319\  
 Data File : BP001174.D  
 Acq On : 04 Dec 2019 00:37  
 Operator : JU  
 Sample : K6069-05  
 Misc :  
 ALS Vial : 19 Sample Multiplier: 1

Instrument :  
 BNA\_P  
 ClientSampleID :  
 SB-3-WS

Quant Method : Z:\SVOASRV\HPCHEM1\BNA P\METHODS\8270-BP112719.M  
 Quant Title : ASP BNA STANDARDS FOR 5 POINT CALIBRATION

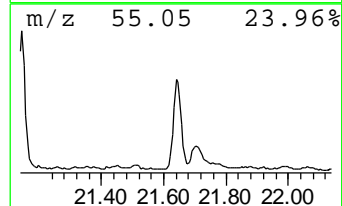
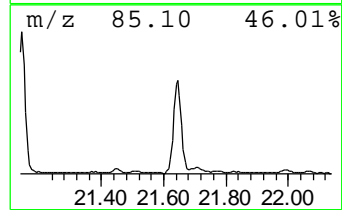
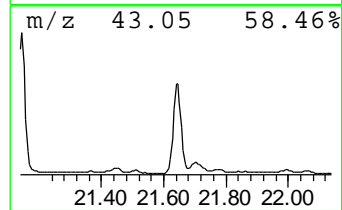
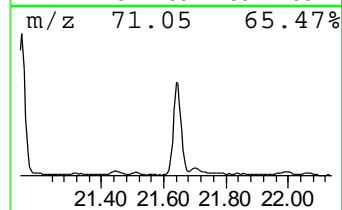
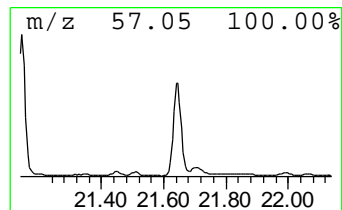
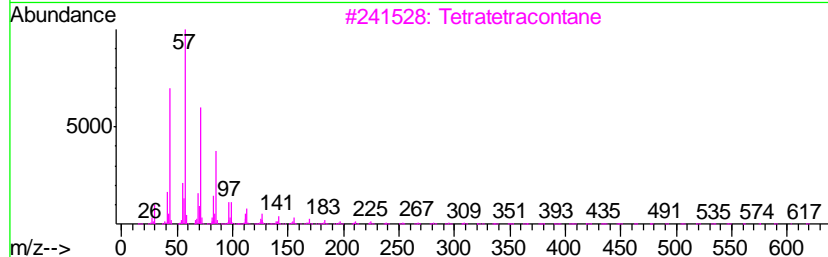
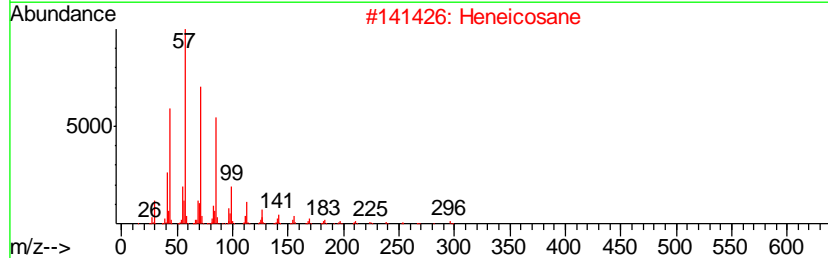
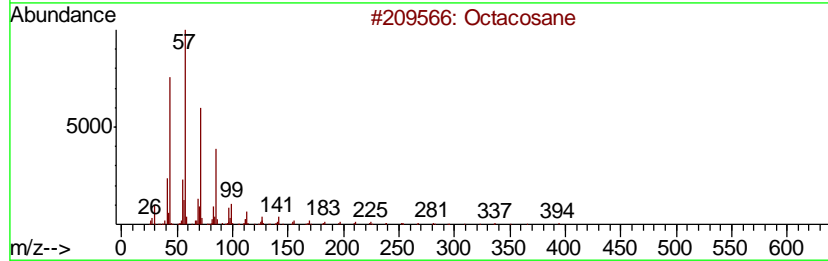
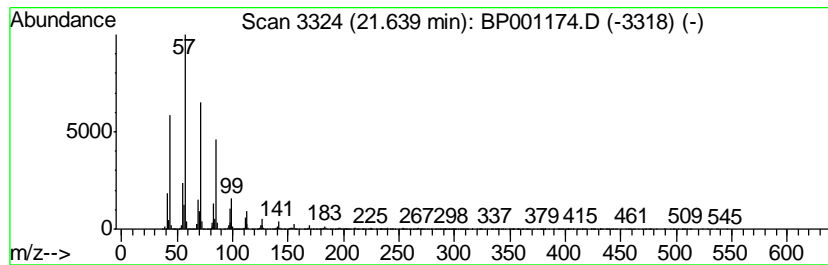
TIC Library : C:\DATABASE\NIST11.L  
 TIC Integration Parameters: LSCINT.P

\*\*\*\*\*  
 Peak Number 16 Octacosane Concentration Rank 7

R.T.	EstConc	Area	Relative to ISTD	R.T.
21.64	20.41 ng	1076210	Perylene-d12	21.02

Hit#	of	Tentative ID	MW	MolForm	CAS#	Qual
1	5	Octacosane	394	C28H58	000630-02-4	97
2		Heneicosane	296	C21H44	000629-94-7	91
3		Tetratetracontane	619	C44H90	007098-22-8	91
4		Hexacosane	366	C26H54	000630-01-3	91
5		2-methyloctacosane	408	C29H60	1000376-72-8	91



Data Path : Z:\SVOASRV\HPCHEM1\BNA P\DATA\BP120319\  
 Data File : BP001174.D  
 Acq On : 04 Dec 2019 00:37  
 Operator : JU  
 Sample : K6069-05  
 Misc :  
 ALS Vial : 19 Sample Multiplier: 1

Instrument :  
 BNA\_P  
 ClientSampled :  
 SB-3-WS

Quant Method : Z:\SVOASRV\HPCHEM1\BNA P\METHODS\8270-BP112719.M  
 Quant Title : ASP BNA STANDARDS FOR 5 POINT CALIBRATION

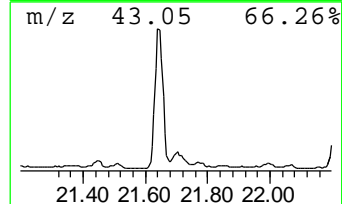
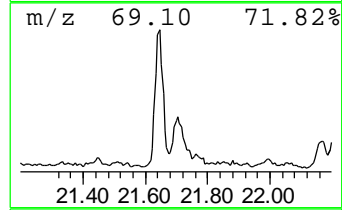
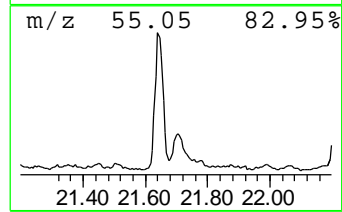
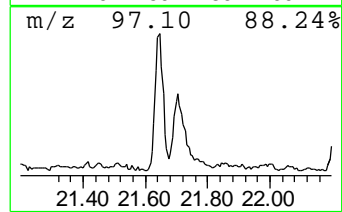
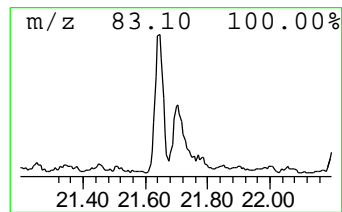
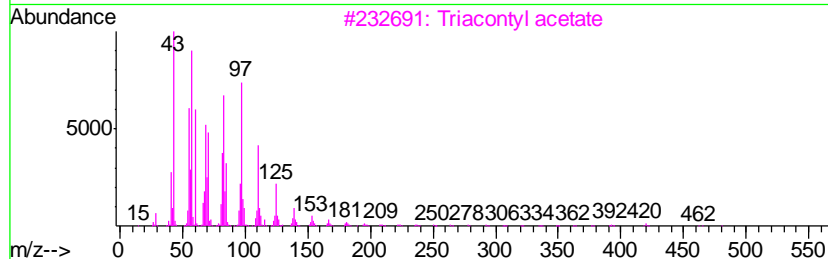
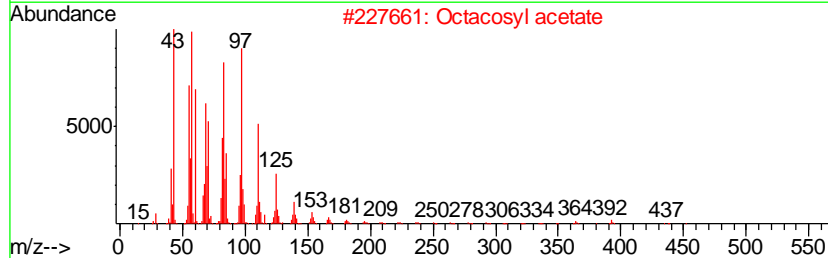
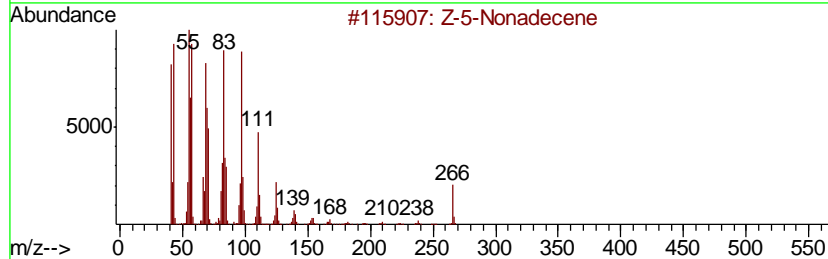
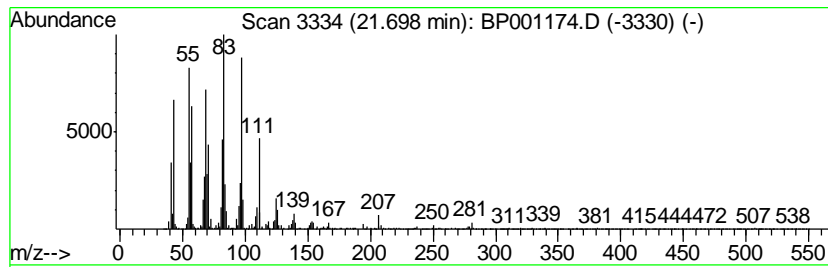
TIC Library : C:\DATABASE\NIST11.L  
 TIC Integration Parameters: LSCINT.P

\*\*\*\*\*  
 Peak Number 17 Z-5-Nonadecene Concentration Rank 17

R.T.	EstConc	Area	Relative to ISTD	R.T.
21.70	3.72 ng	196032	Perylene-d12	21.02

Hit#	of	Tentative ID	MW	MolForm	CAS#	Qual
1	5	Z-5-Nonadecene	266	C19H38	1000131-11-8	83
2		Octacosyl acetate	452	C30H60O2	018206-97-8	76
3		Triacontyl acetate	480	C32H64O2	041755-58-2	70
4		Heptacosyl acetate	438	C29H58O2	1000351-78-2	58
5		Cyclohexane, 1,2,4,5-tetraethyl-...	196	C14H28	061142-24-3	50



Data Path : Z:\SVOASRV\HPCHEM1\BNA P\DATA\BP120319\  
 Data File : BP001174.D  
 Acq On : 04 Dec 2019 00:37  
 Operator : JU  
 Sample : K6069-05  
 Misc :  
 ALS Vial : 19 Sample Multiplier: 1

Instrument :  
 BNA\_P  
 ClientSampleID :  
 SB-3-WS

Quant Method : Z:\SVOASRV\HPCHEM1\BNA P\METHODS\8270-BP112719.M  
 Quant Title : ASP BNA STANDARDS FOR 5 POINT CALIBRATION

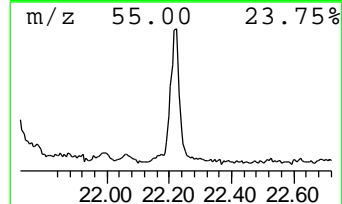
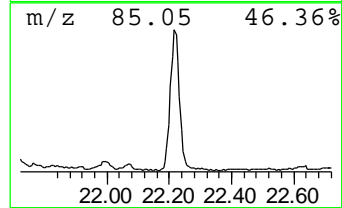
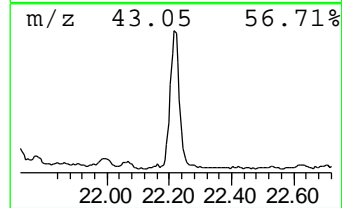
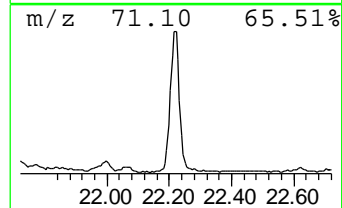
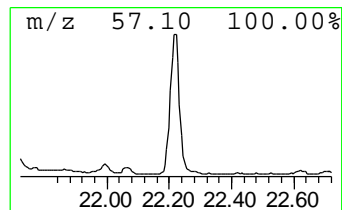
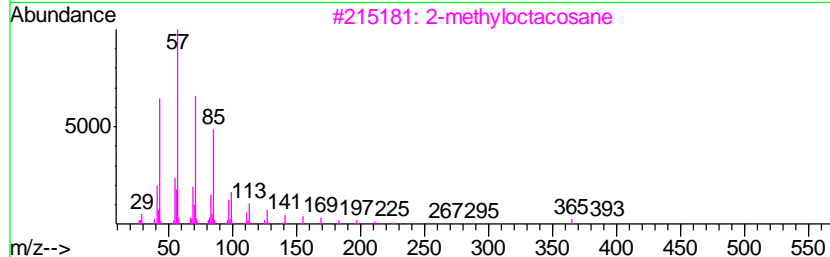
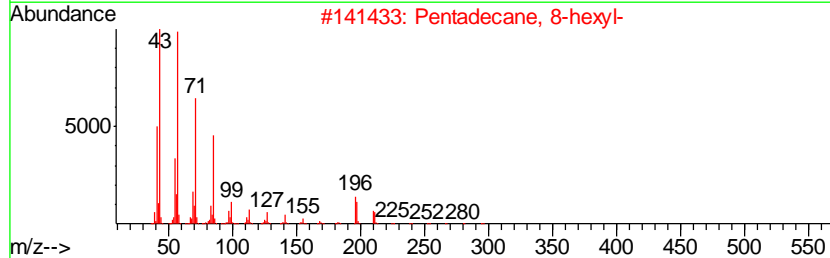
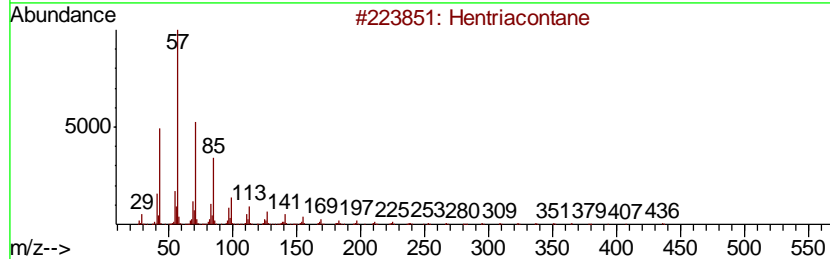
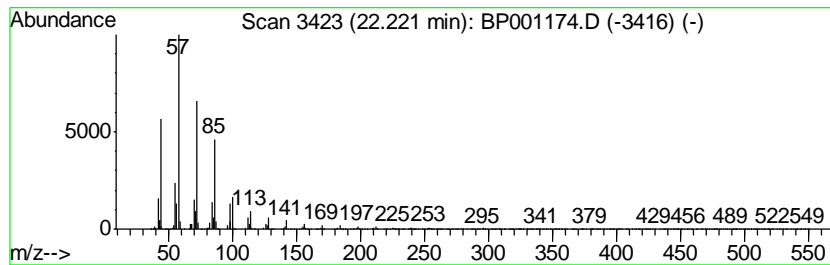
TIC Library : C:\DATABASE\NIST11.L  
 TIC Integration Parameters: LSCINT.P

\*\*\*\*\*  
 Peak Number 18 Hentriacontane Concentration Rank 10

R.T.	EstConc	Area	Relative to ISTD	R.T.
22.22	12.65 ng	667134	Perylene-d12	21.02

Hit#	of	Tentative ID	MW	MolForm	CAS#	Qual
1	5	Hentriacontane	437	C31H64	000630-04-6	98
2		Pentadecane, 8-hexyl-	296	C21H44	013475-75-7	93
3		2-methyloctacosane	408	C29H60	1000376-72-8	91
4		Hexacosane	366	C26H54	000630-01-3	91
5		Docosane	310	C22H46	000629-97-0	90



Data Path : Z:\SVOASRV\HPCHEM1\BNA P\DATA\BP120319\  
 Data File : BP001174.D  
 Acq On : 04 Dec 2019 00:37  
 Operator : JU  
 Sample : K6069-05  
 Misc :  
 ALS Vial : 19 Sample Multiplier: 1

Instrument :  
 BNA\_P  
 ClientSampled :  
 SB-3-WS

Quant Method : Z:\SVOASRV\HPCHEM1\BNA P\METHODS\8270-BP112719.M  
 Quant Title : ASP BNA STANDARDS FOR 5 POINT CALIBRATION

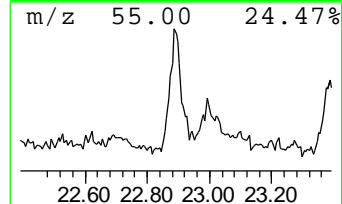
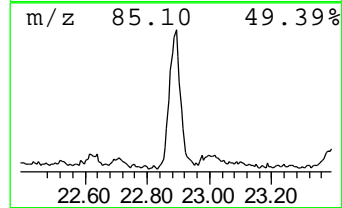
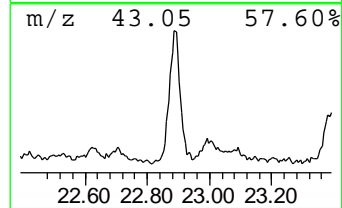
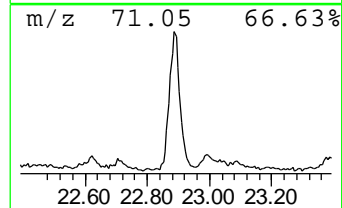
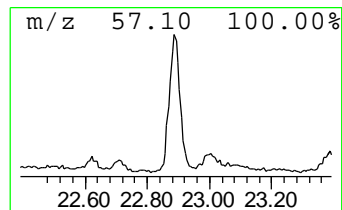
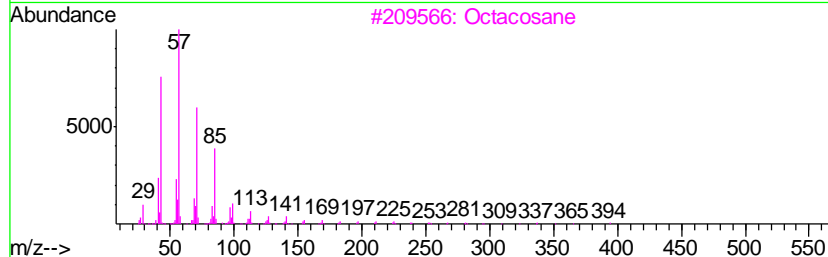
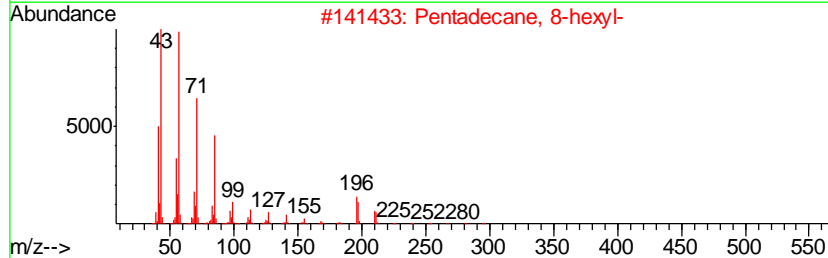

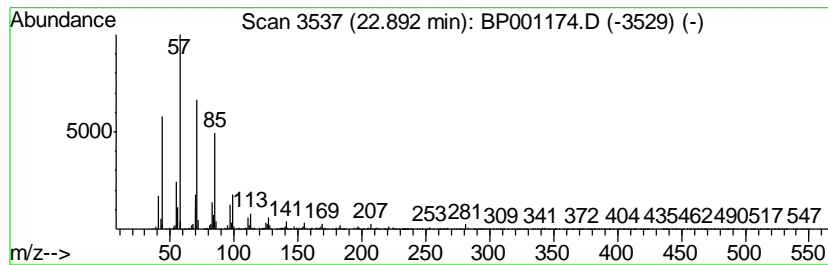
TIC Library : C:\DATABASE\NIST11.L  
 TIC Integration Parameters: LSCINT.P

\*\*\*\*\*  
 Peak Number 19 Docosane, 11-butyl- Concentration Rank 13

R.T.	EstConc	Area	Relative to ISTD	R.T.
22.89	4.75 ng	250629	Perylene-d12	21.02

Hit#	of	Tentative ID	MW	MolForm	CAS#	Qual
1	5	Docosane, 11-butyl-	366	C26H54	013475-76-8	94
2		Pentadecane, 8-hexyl-	296	C21H44	013475-75-7	94
3		Octacosane	394	C28H58	000630-02-4	91
4		2-methyloctacosane	408	C29H60	1000376-72-8	91
5		Docosane	310	C22H46	000629-97-0	91



Data Path : Z:\SVOASRV\HPCHEM1\BNA P\DATA\BP120319\  
 Data File : BP001174.D  
 Acq On : 04 Dec 2019 00:37  
 Operator : JU  
 Sample : K6069-05  
 Misc :  
 ALS Vial : 19 Sample Multiplier: 1

Instrument :  
 BNA\_P  
 ClientSampleId :  
 SB-3-WS

Quant Method : Z:\SVOASRV\HPCHEM1\BNA P\METHODS\8270-BP112719.M  
 Quant Title : ASP BNA STANDARDS FOR 5 POINT CALIBRATION

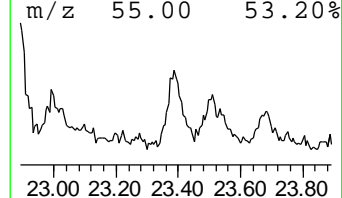
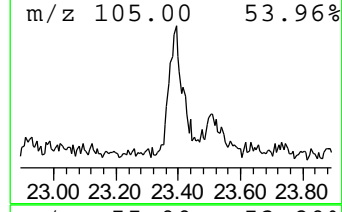
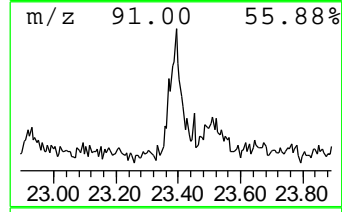
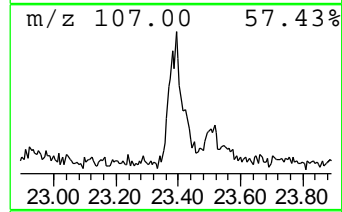
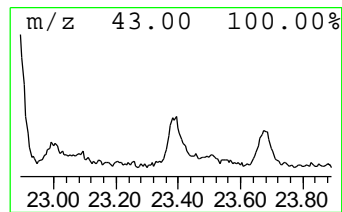
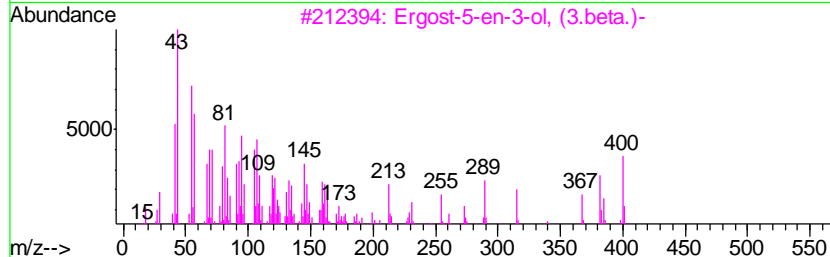
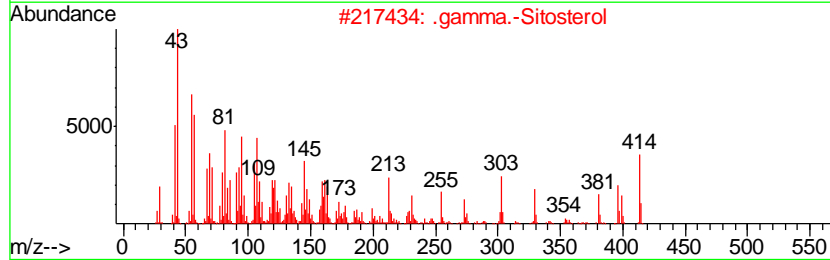
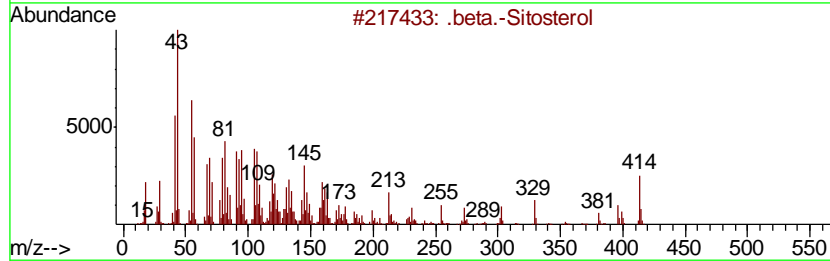
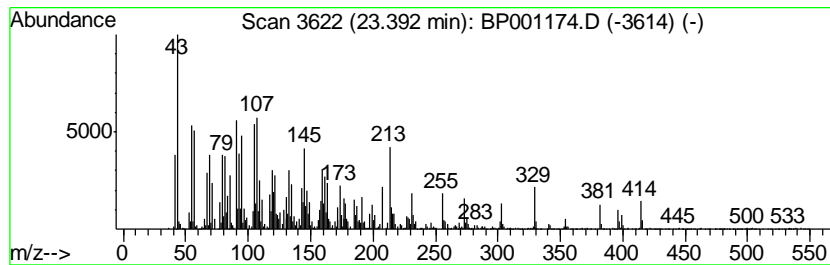
TIC Library : C:\DATABASE\NIST11.L  
 TIC Integration Parameters: LSCINT.P

\*\*\*\*\*  
 Peak Number 20 .beta.-Sitosterol Concentration Rank 15

R.T.	EstConc	Area	Relative to ISTD	R.T.
23.39	4.28 ng	225495	Perylene-d12	21.02

Hit#	of	Tentative ID	MW	MolForm	CAS#	Qual
1	5	.beta.-Sitosterol	414	C29H50O	000083-46-5	94
2		.gamma.-Sitosterol	414	C29H50O	000083-47-6	91
3		Ergost-5-en-3-ol, (3.beta.)-	400	C28H48O	004651-51-8	52
4		Campesterol	400	C28H48O	000474-62-4	50
5		Stigmastan-3-en-6-ol	414	C29H50O	1000214-19-7	22



Data Path : Z:\SVOASRV\HPCHEM1\BNA\_P\DATA\BP120319\  
 Data File : BP001174.D  
 Acq On : 04 Dec 2019 00:37  
 Operator : JU  
 Sample : K6069-05  
 Misc :  
 ALS Vial : 19 Sample Multiplier: 1

Instrument :  
 BNA\_P  
 ClientSampleId :  
 SB-3-WS

Quant Method : Z:\SVOASRV\HPCHEM1\BNA\_P\METHODS\8270-BP112719.M  
 Quant Title : ASP BNA STANDARDS FOR 5 POINT CALIBRATION

TIC Library : C:\DATABASE\NIST11.L  
 TIC Integration Parameters: LSCINT.P

TIC Top Hit name	RT	EstConc	Units	Response	--Internal Standard--			
					#	RT	Resp	Conc
2-Butanol, 2,3-di...	3.19	2.8	ng	109395	1	8.31	778559	20.0
2-Pentanone, 4-hy...	5.63	12.0	ng	467603	1	8.31	778559	20.0
Ethanol, 2-butoxy-	6.72	3.4	ng	131204	1	8.31	778559	20.0
unknown7.95	7.95	107.7	ng	4190510	1	8.31	778559	20.0
1-Isobutoxy-2-eth...	8.45	2.7	ng	103690	1	8.31	778559	20.0
Nonanoic acid	10.99	3.8	ng	179300	2	10.35	935194	20.0
Octadecanoic acid	17.59	14.8	ng	784971	5	19.25	1058150	20.0
2-Bromo dodecane	18.71	4.5	ng	238745	5	19.25	1058150	20.0
2-Chloropropioni...	19.12	29.9	ng	1583290	5	19.25	1058150	20.0
Nonacosane	19.55	12.4	ng	653387	5	19.25	1058150	20.0
Eicosane, 10-methyl-	19.93	19.4	ng	1026390	5	19.25	1058150	20.0
Hexacosane	20.31	23.5	ng	1239840	6	21.02	1054750	20.0
Heptadecane, 9-oc...	20.70	26.4	ng	1392330	6	21.02	1054750	20.0
Triacotane	21.15	25.5	ng	1347080	6	21.02	1054750	20.0
Octacosane	21.64	20.4	ng	1076210	6	21.02	1054750	20.0
Z-5-Nonadecene	21.70	3.7	ng	196032	6	21.02	1054750	20.0
Hentriacontane	22.22	12.7	ng	667134	6	21.02	1054750	20.0
Docosane, 11-butyl-	22.89	4.8	ng	250629	6	21.02	1054750	20.0
.beta.-Sitosterol	23.39	4.3	ng	225495	6	21.02	1054750	20.0