LSC Area Percent Report

Data Path : Z:\SVOASRV\HPCHEM1\BNA P\DATA\BP122819\
Data File : BP001499.D
Acq On : 29 Dec 2019 03:02
Operator : JU
Sample : K6439-16
Misc :
ALS Vial : 22 Sample Multiplier: 1

Instrument :
BNA_P
ClientSampleId :
LIED-BF013-01

Integration Parameters: rteint.p
Integrator: RTE
Smoothing : ON Filtering: 5
Sampling : 1 Min Area: 3 % of largest Peak
Start Thrs: 0.2 Max Peaks: 100
Stop Thrs : 0 Peak Location: TOP

If leading or trailing edge < 100 prefer < Baseline drop else tangent >
Peak separation: 5

Method : Z:\SVOASRV\HPCHEM1\BNA_P\METHODS\8270-BP121919.M
Title : ASP BNA STANDARDS FOR 5 POINT CALIBRATION

Signal : TIC

peak #	R.T. min	first scan	max scan	last scan	PK TY	peak height	corr. area	corr. % max.	% of total
1	5.581	589	594	603	rVB	60558	93967	9.79%	1.478%
2	6.193	692	698	716	rBV	409294	544579	56.74%	8.565%
3	7.740	955	961	972	rBV	472915	595018	62.00%	9.359%
4	7.916	985	991	999	rBV	534052	604930	63.03%	9.515%
5	8.275	1047	1052	1059	rVB	123045	148750	15.50%	2.340%
6	8.516	1087	1093	1102	rBV	396857	468011	48.76%	7.361%
7	9.157	1196	1202	1218	rBV	310628	371823	38.74%	5.848%
8	10.310	1392	1398	1410	rBV	137621	174189	18.15%	2.740%
9	12.093	1694	1701	1721	rBV	614921	734808	76.56%	11.557%
10	12.769	1811	1816	1823	rBV	19083	29352	3.06%	0.462%
11	13.175	1879	1885	1897	rBV2	163442	210250	21.91%	3.307%
12	14.475	2100	2106	2120	rBV	429705	545225	56.81%	8.576%
13	15.581	2288	2294	2304	rBV	183347	234576	24.44%	3.690%
14	16.481	2443	2447	2458	rBV2	13837	20438	2.13%	0.321%
15	17.875	2677	2684	2688	rBV	861106	959747	100.00%	15.095%
16	19.180	2898	2906	2908	rBV6	13194	32321	3.37%	0.508%
17	19.233	2910	2915	2933	rVB	196190	268244	27.95%	4.219%
18	20.257	3085	3089	3092	rBV3	13107	14884	1.55%	0.234%
19	20.298	3092	3096	3101	rVB2	9759	12929	1.35%	0.203%
20	20.374	3105	3109	3113	rVB2	15091	18565	1.93%	0.292%
21	20.698	3160	3164	3169	rBV2	10835	15425	1.61%	0.243%
22	21.010	3211	3217	3226	rVB	155094	215117	22.41%	3.383%
23	21.139	3234	3239	3244	rBV5	9980	16849	1.76%	0.265%
24	21.645	3317	3325	3332	rVB3	8405	17967	1.87%	0.283%
25	22.227	3418	3424	3429	rBV7	4733	9954	1.04%	0.157%

Sum of corrected areas: 6357918

LSC Report - Integrated Chromatogram

Data Path : Z:\SVOASRV\HPCHEM1\BNA P\DATA\BP122819\
Data File : BP001499.D
Acq On : 29 Dec 2019 03:02
Operator : JU
Sample : K6439-16
Misc :
ALS Vial : 22 Sample Multiplier: 1

Instrument :
BNA_P
ClientSampleId :
LIED-BF013-01

Quant Method : Z:\SVOASRV\HPCHEM1\BNA_P\METHODS\8270-BP121919.M
Quant Title : ASP BNA STANDARDS FOR 5 POINT CALIBRATION

TIC Library : C:\DATABASE\NIST11.L
TIC Integration Parameters: LSCINT.P

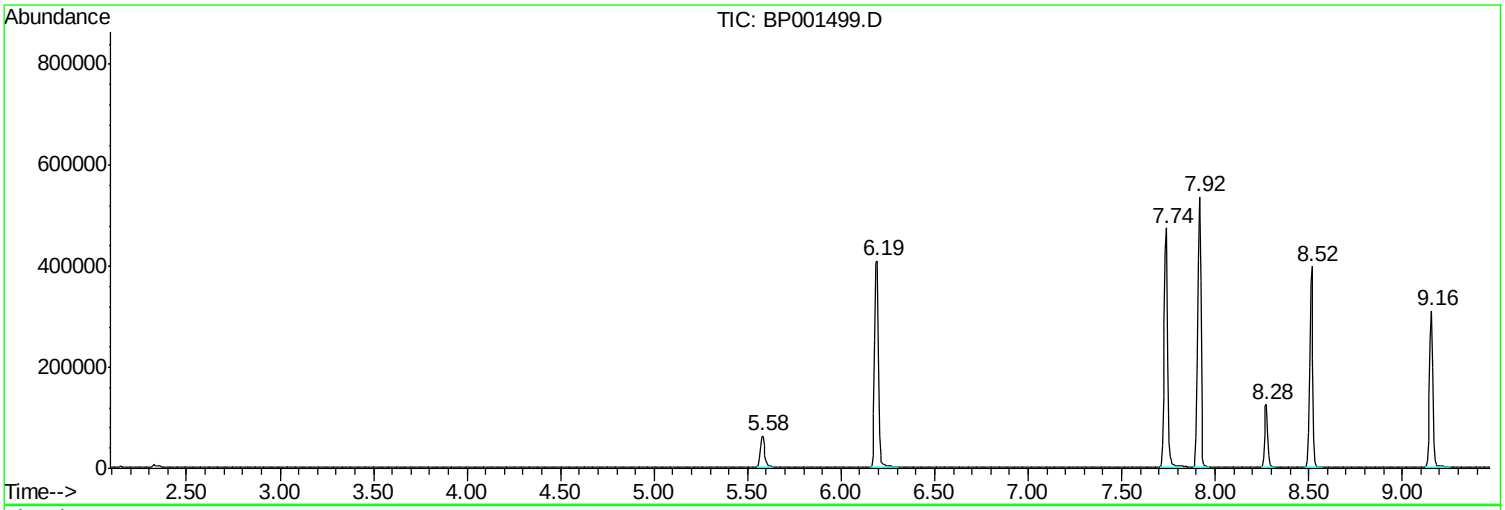

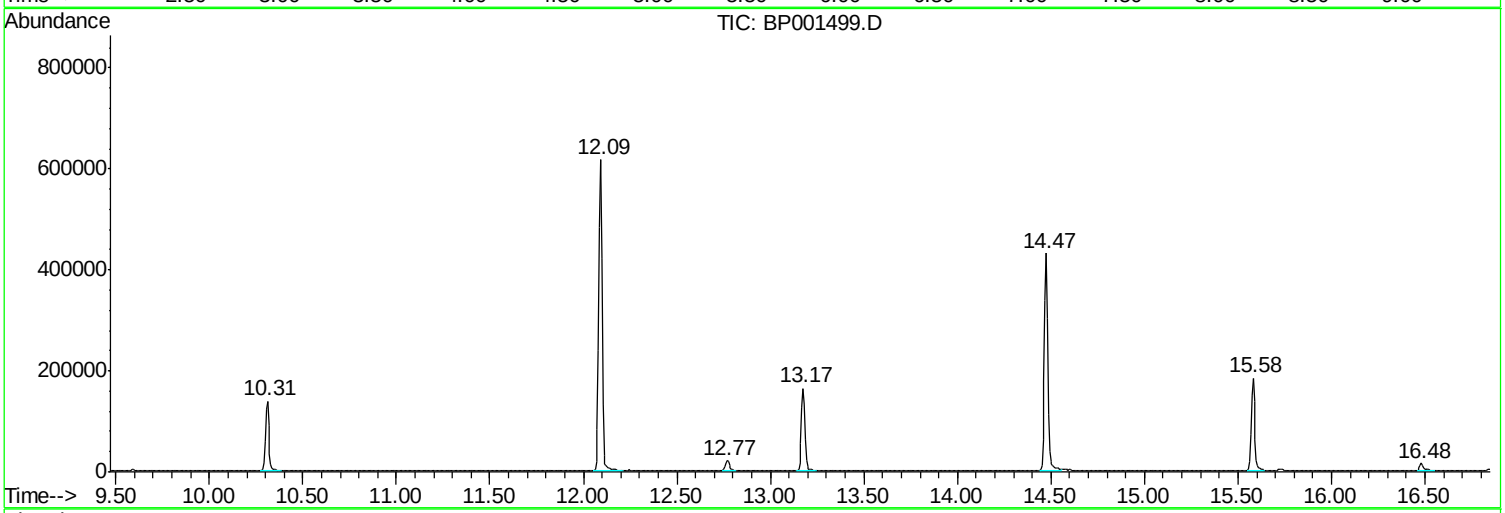

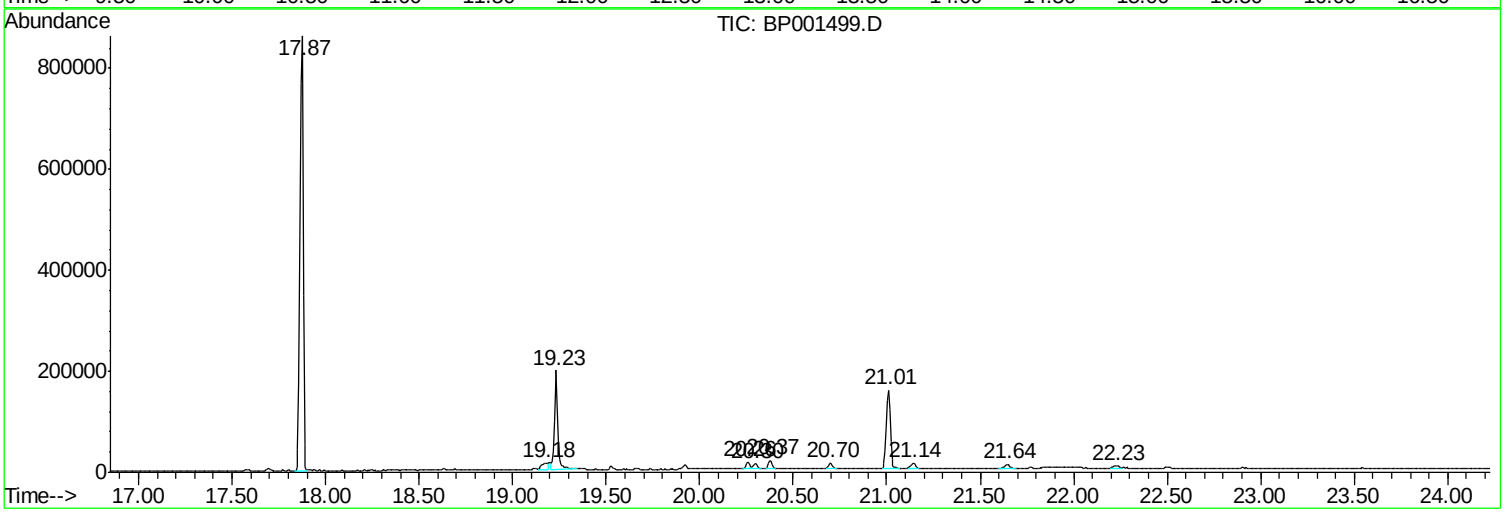

Library Search Compound Report

Data Path : Z:\SVOASRV\HPCHEM1\BNA_P\DATA\BP122819\
Data File : BP001499.D
Acq On : 29 Dec 2019 03:02
Operator : JU
Sample : K6439-16
Misc :
ALS Vial : 22 Sample Multiplier: 1

Instrument :
BNA_P
ClientSampleId :
LIED-BF013-01

Quant Method : Z:\SVOASRV\HPCHEM1\BNA_P\METHODS\8270-BP121919.M
Quant Title : ASP BNA STANDARDS FOR 5 POINT CALIBRATION

TIC Library : C:\DATABASE\NIST11.L
TIC Integration Parameters: LSCINT.P

****

Peak Number 1 unknown5.58 Concentration Rank 3

R.T.	EstConc	Area	Relative to ISTD	R.T.
5.58	12.63 ng	93967	1,4-Dichlorobenzene-d4	8.28

Hit# of 5	Tentative ID	MW	MolForm	CAS#	Qual
1	2-Pentanone, 4-hydroxy-4-methyl-	116	C6H12O2	000123-42-2	40
2	2,3-Butanedione, monooxime	101	C4H7NO2	000057-71-6	9
3	Butane	58	C4H10	000106-97-8	9
4	Morpholine, 4-methyl-	101	C5H11NO	000109-02-4	9
5	2-Propanone, 1-(1-methylethoxy)-	116	C6H12O2	042781-12-4	9

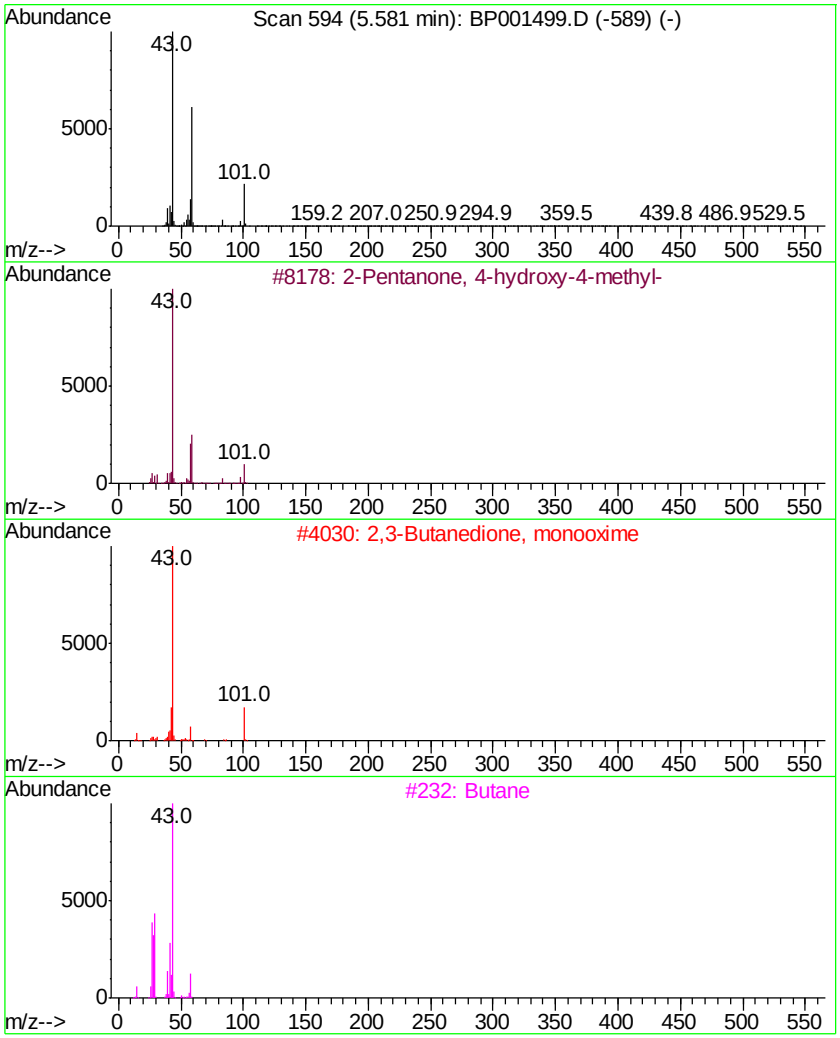

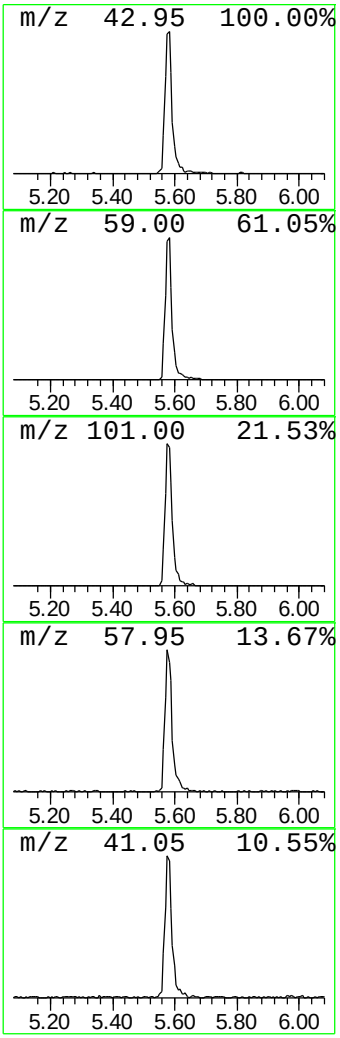

Library Search Compound Report

Data Path : Z:\SVOASRV\HPCHEM1\BNA P\DATA\BP122819\
Data File : BP001499.D
Acq On : 29 Dec 2019 03:02
Operator : JU
Sample : K6439-16
Misc :
ALS Vial : 22 Sample Multiplier: 1

Instrument :
BNA_P
ClientSampleId :
LIED-BF013-01

Quant Method : Z:\SVOASRV\HPCHEM1\BNA_P\METHODS\8270-BP121919.M
Quant Title : ASP BNA STANDARDS FOR 5 POINT CALIBRATION

TIC Library : C:\DATABASE\NIST11.L
TIC Integration Parameters: LSCINT.P

****

Peak Number 2 unknown7.92 Concentration Rank 1

R.T.	EstConc	Area	Relative to ISTD	R.T.
7.92	81.34 ng	604930	1,4-Dichlorobenzene-d4	8.28

Hit# of 5	Tentative ID	MW	MolForm	CAS#	Qual
1	1,3,4-Thiadiazole-2(3H)-thione, ...	132	C3H4N2S2	029490-19-5	27
2	3H-1,2-Dithiol-3-one, 5-methyl-	132	C4H4OS2	003620-08-4	27
3	2H-Cyclopenta[d]pyridazine, 2-me...	132	C8H8N2	022291-85-6	22
4	Cyclopropanamine, 1-phenyl-	133	C9H11N	1000351-26-2	22
5	Tranylcypromine-propionyl	189	C12H15NO	1000123-86-3	22

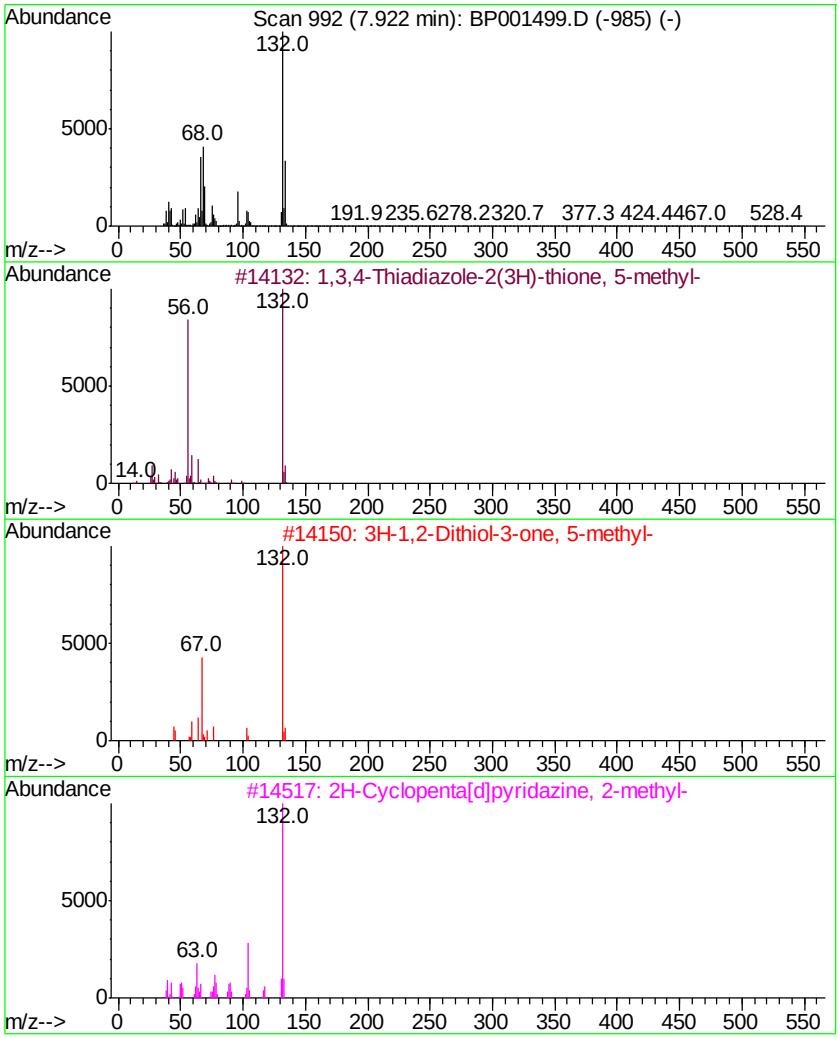

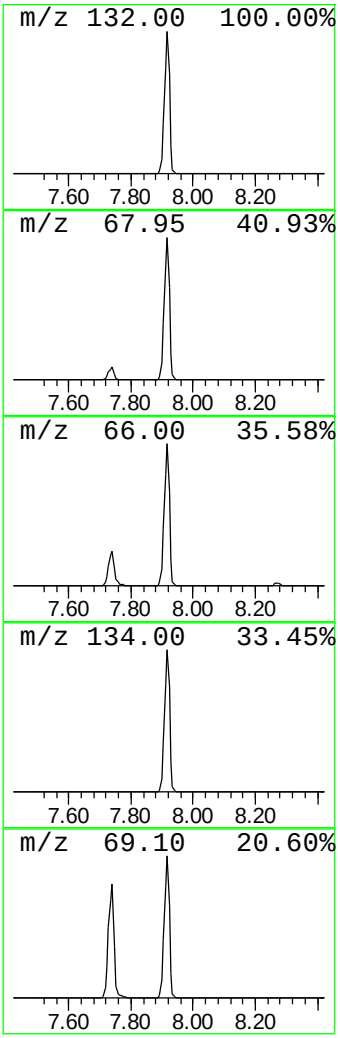

Library Search Compound Report

Data Path : Z:\SVOASRV\HPCHEM1\BNA_P\DATA\BP122819\
Data File : BP001499.D
Acq On : 29 Dec 2019 03:02
Operator : JU
Sample : K6439-16
Misc :
ALS Vial : 22 Sample Multiplier: 1

Instrument :
BNA_P
ClientSampleId :
LIED-BF013-01

Quant Method : Z:\SVOASRV\HPCHEM1\BNA_P\METHODS\8270-BP121919.M
Quant Title : ASP BNA STANDARDS FOR 5 POINT CALIBRATION

TIC Library : C:\DATABASE\NIST11.L
TIC Integration Parameters: LSCINT.P

****

Peak Number 4 Cycloeicosane Concentration Rank 4

R.T.	EstConc	Area	Relative to ISTD	R.T.
19.18	2.41 ng	32321	Chrysene-d12	19.23

Hit# of 5	Tentative ID	MW	MolForm	CAS#	Qual
1	Cycloeicosane	280	C20H40	000296-56-0	93
2	9-Tricosene, (Z)-	322	C23H46	027519-02-4	90
3	1-Tricosene	322	C23H46	018835-32-0	90
4	Titanium tetrachloride	188	Cl4Ti	007550-45-0	64
5	Behenic alcohol	326	C22H46O	000661-19-8	64

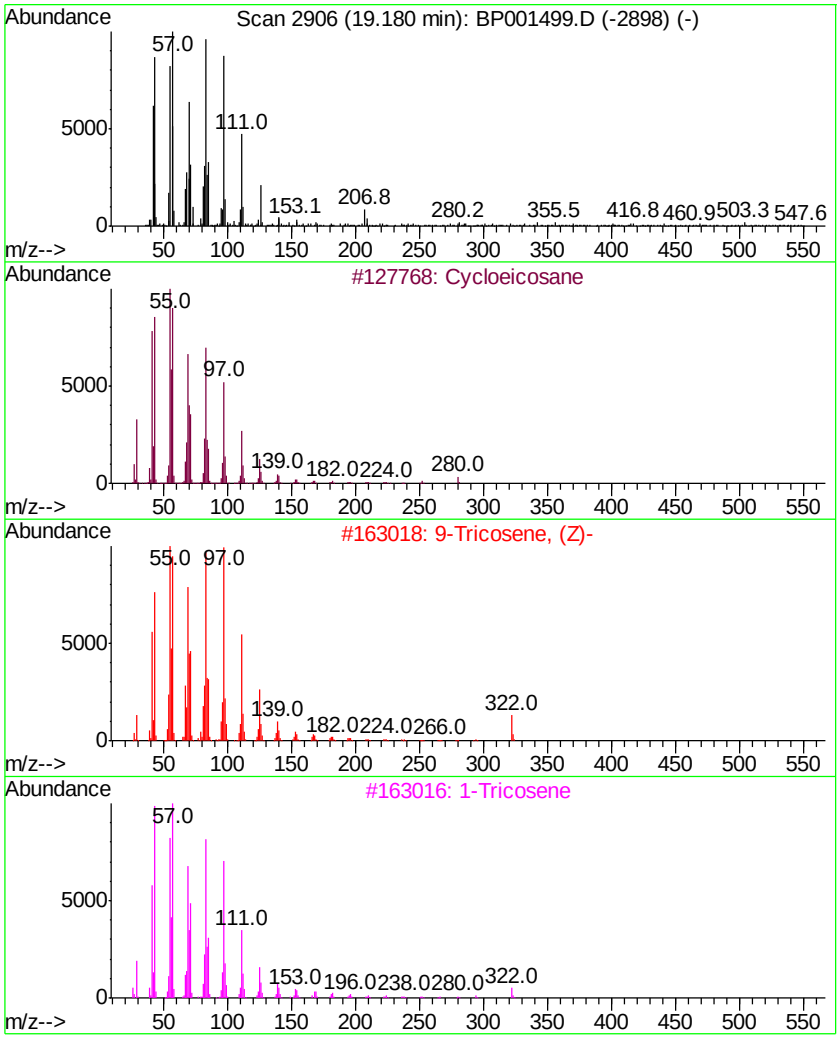

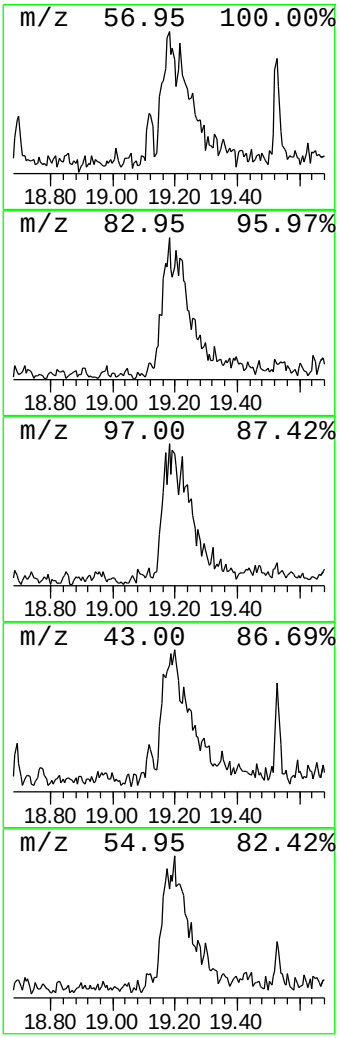

Tentatively Identified Compound (LSC) summary

Data Path : Z:\SVOASRV\HPCHEM1\BNA_P\DATA\BP122819\
Data File : BP001499.D
Acq On : 29 Dec 2019 03:02
Operator : JU
Sample : K6439-16
Misc :
ALS Vial : 22 Sample Multiplier: 1

Instrument :
BNA_P
ClientSampleId :
LIED-BF013-01

Quant Method : Z:\SVOASRV\HPCHEM1\BNA_P\METHODS\8270-BP121919.M
Quant Title : ASP BNA STANDARDS FOR 5 POINT CALIBRATION

TIC Library : C:\DATABASE\NIST11.L
TIC Integration Parameters: LSCINT.P

TIC Top Hit name	RT	EstConc	Units	Response	Internal Standard #	RT	Resp	Conc
unknown5.58	5.58	12.6	ng	93967	1	8.28	148750	20.0
unknown7.92	7.92	81.3	ng	604930	1	8.28	148750	20.0
Cycloeicosane	19.18	2.4	ng	32321	5	19.23	268244	20.0