

Data File : BP001749.D  
 Acq On : 14 Feb 2020 17:13  
 Operator : CG/JU  
 Sample : K5695-09  
 Misc : MDL-WATER-02  
 ALS Vial : 5 Sample Multiplier: 1

Instrument :  
 BNA\_P  
 ClientSampleId :  
 MDL-WATER-02

Quant Time: Feb 15 04:49:04 2020  
 Quant Method : Z:\SVOASRV\HPCHEM1\BNA\_P\METHODS\SOM-EPA-BP021320MA.M  
 Quant Title : SVOA CALIBRATION  
 QLast Update : Sat Feb 15 04:45:21 2020  
 Response via : Initial Calibration

Internal Standards	R.T.	QIon	Response	Conc	Units	Dev(Min)
1) 1,4-Dichlorobenzene-d4	7.71	152	233555	20.00	ng/ul	0.00
18) Naphthalene-d8	10.48	136	1113620	20.00	ng/ul	0.00
36) Acenaphthene-d10	14.33	164	759606	20.00	ng/ul	0.00
62) Phenanthrene-d10	17.09	188	1711274	20.00	ng/ul	0.00
78) Chrysene-d12	21.17	240	1871907	20.00	ng/ul	0.00
86) Perylene-d12	23.42	264	2138613	20.00	ng/ul	0.00

System Monitoring Compounds

3) 1,4-Dioxane-d8	3.24	96	24765	5.06	ng/uL	0.00
5) Phenol-d5	6.88	99	552285	27.93	ng/ul	0.00
7) Bis-(2-Chloroethyl)ether-d	7.05	67	386270	33.02	ng/ul	0.00
9) 2-Chlorophenol-d4	7.25	132	438652	30.34	ng/ul	0.00
13) 4-Methylphenol-d8	8.41	113	453770	27.98	ng/ul	0.00
19) Nitrobenzene-d5	8.85	128	280144	32.70	ng/ul	0.00
22) 2-Nitrophenol-d4	9.57	143	175753	26.15	ng/ul	0.00
26) 2,4-Dichlorophenol-d3	10.10	165	442688	28.09	ng/ul	0.00
29) 4-Chloroaniline-d4	10.61	131	763446	38.46	ng/ul	0.00
44) Dimethylphthalate-d6	13.75	166	1818745	33.28	ng/ul	0.00
47) Acenaphthylene-d8	14.03	160	2361257	34.22	ng/ul	0.00
52) 4-Nitrophenol-d4	14.53	143	223866	22.08	ng/ul	0.00
58) Fluorene-d10	15.33	176	1641925	33.16	ng/ul	0.00
63) 4,6-Dinitro-2-methylphenol	15.45	200	125053	18.13	ng/ul	0.00
71) Anthracene-d10	17.19	188	2621850	33.71	ng/ul	0.00
79) Pyrene-d10	19.43	212	2986300	33.64	ng/ul	0.00
90) Benzo(a)pyrene-d12	23.27	264	3305417	32.65	ng/ul	0.00

Target Compounds

Target Compounds	R.T.	QIon	Response	Conc	Units	Qvalue
2) 1,4-Dioxane	3.28	88	4946	0.920	ng/uL#	86
4) Benzaldehyde	6.85	77	52821	4.103	ng/ul	99
6) Phenol	6.91	94	62021	2.929	ng/ul	97
8) Bis(2-Chloroethyl)ether	7.14	93	58184	3.469	ng/ul	98
10) 2-Chlorophenol	7.28	128	47139	3.061	ng/ul	99
11) 2-Methylphenol	8.15	108	42028	2.569	ng/ul	95
12) 2,2'-oxybis(1-Chloropropan	8.25	45	75729	3.519	ng/ul	99
14) Acetophenone	8.52	105	93374	3.487	ng/ul	99
15) N-Nitroso-di-n-propylamine	8.51	70	44734	3.361	ng/ul	95
16) 4-Methylphenol	8.47	108	49428	2.740	ng/ul	98
17) Hexachloroethane	8.78	117	23079	3.442	ng/ul	90
20) Nitrobenzene	8.89	77	72272	3.470	ng/ul	97
21) Isophorone	9.42	82	123124	3.115	ng/ul	100
23) 2-Nitrophenol	9.60	139	20631	2.568	ng/ul	97
24) 2,4-Dimethylphenol	9.67	107	50490	2.710	ng/ul	99
25) Bis(2-Chloroethoxy)methane	9.90	93	82395	3.323	ng/ul	100
27) 2,4-Dichlorophenol	10.13	162	47900	2.954	ng/ul	93
28) Naphthalene	10.53	128	207316	3.446	ng/ul	99
30) 4-Chloroaniline	10.63	127	72795	3.604	ng/ul	97
31) Hexachlorobutadiene	10.83	225	38210	3.392	ng/ul	98
32) Caprolactam	11.40	113	10312	1.730	ng/ul	93
33) 4-Chloro-3-methylphenol	11.76	107	38016	2.277	ng/ul	99
34) 2-Methylnaphthalene	12.15	142	144020	3.332	ng/ul	99

Data File : BP001749.D  
 Acq On : 14 Feb 2020 17:13  
 Operator : CG/JU  
 Sample : K5695-09  
 Misc : MDL-WATER-02  
 ALS Vial : 5 Sample Multiplier: 1

Instrument :  
 BNA\_P  
 ClientSampleId :  
 MDL-WATER-02

Quant Time: Feb 15 04:49:04 2020  
 Quant Method : Z:\SVOASRV\HPCHEM1\BNA\_P\METHODS\SOM-EPA-BP021320MA.M  
 Quant Title : SVOA CALIBRATION  
 QLast Update : Sat Feb 15 04:45:21 2020  
 Response via : Initial Calibration

Internal Standards	R.T.	QIon	Response	Conc	Units	Dev(Min)
35) 1-Methylnaphthalene	12.37	142	151279	3.524	ng/ul	99
37) 1,2,4,5-Tetrachlorobenzene	12.52	216	79811	3.357	ng/ul	100
38) Hexachlorocyclopentadiene	12.51	237	35293	2.493	ng/ul	97
39) 2,4,6-Trichlorophenol	12.76	196	23607	1.952	ng/ul	95
40) 2,4,5-Trichlorophenol	12.83	196	25543	1.874	ng/ul	96
41) 1,1'-Biphenyl	13.17	154	197225	3.387	ng/ul	99
42) 2-Chloronaphthalene	13.20	162	153240	3.325	ng/ul	98
43) 2-Nitroaniline	13.40	65	26081	2.287	ng/ul	90
45) Dimethylphthalate	13.80	163	191446	3.317	ng/ul	98
46) 2,6-Dinitrotoluene	13.90	165	27221	2.436	ng/ul#	83
48) Acenaphthylene	14.05	152	255014	3.425	ng/ul	99
49) 3-Nitroaniline	14.23	138	25605	2.363	ng/ul#	86
50) Acenaphthene	14.40	153	167581	3.355	ng/ul	100
51) 2,4-Dinitrophenol	14.43	184	4720	1.167	ng/ul	90
53) 4-Nitrophenol	14.54	109	20287	2.563	ng/ul	90
54) Dibenzofuran	14.74	168	242017	3.438	ng/ul	97
55) 2,4-Dinitrotoluene	14.69	165	42716	2.596	ng/ul	89
56) 2,3,4,6-Tetrachlorophenol	14.96	232	22659	1.954	ng/ul#	95
57) Diethylphthalate	15.17	149	162904	2.898	ng/ul	98
59) Fluorene	15.39	166	200046	3.419	ng/ul	100
60) 4-Chlorophenyl-phenylether	15.39	204	103762	3.506	ng/ul	99
61) 4-Nitroaniline	15.39	138	31064	2.363	ng/ul	96
64) 4,6-Dinitro-2-methylphenol	15.46	198	15493	1.990	ng/ul#	68
65) N-Nitrosodiphenylamine	15.60	169	151643	3.132	ng/ul	98
66) 4-Bromophenyl-phenylether	16.29	248	57082	3.134	ng/ul	98
67) Hexachlorobenzene	16.40	284	73666	3.422	ng/ul	99
68) Atrazine	16.56	200	37682	2.081	ng/ul	96
69) Pentachlorophenol	16.74	266	14504	1.389	ng/ul	97
70) Phenanthrene	17.13	178	330885	3.434	ng/ul	99
72) Anthracene	17.22	178	331944	3.429	ng/ul	99
73) 1,2,3,4-Tetrachlorobenzene	13.13	216	90212	3.505	ng/uL	99
74) Pentachlorobenzene	14.66	250	82628	3.155	ng/uL	99
75) Carbazole	17.49	167	238402	2.915	ng/ul	99
76) Di-n-butylphthalate	18.07	149	174720	2.027	ng/ul	99
77) Fluoranthene	19.10	202	328927	3.097	ng/ul	99
80) Pyrene	19.45	202	419974	3.483	ng/ul	99
81) Butylbenzylphthalate	20.35	149	47094	1.317	ng/ul	95
82) 3,3'-Dichlorobenzidine	21.10	252	45736	1.252	ng/ul	98
83) Benzo(a)anthracene	21.16	228	370880	3.025	ng/ul	98
84) Bis(2-ethylhexyl)phthalate	21.12	149	87761	1.502	ng/ul	98
85) Chrysene	21.21	228	397488	3.355	ng/ul	98
87) Di-n-octyl phthalate	22.00	149	132627	1.388	ng/ul	100
88) Benzo(b)fluoranthene	22.75	252	335032	2.706	ng/ul	98
89) Benzo(k)fluoranthene	22.79	252	404183	3.232	ng/ul	97
91) Benzo(a)pyrene	23.32	252	386549	3.291	ng/ul	99
92) Indeno(1,2,3-cd)pyrene	25.67	276	427014	2.775	ng/ul	99
93) Dibenzo(a,h)anthracene	25.69	278	360402	2.808	ng/ul	99
94) Benzo(g,h,i)perylene	26.36	276	359994	2.748	ng/ul	98

Data Path : Z:\SVOASRV\HPCHEM1\BNA\_P\DATA\BP021420\  
Quantitation Report (Not Reviewed)

Data File : BP001749.D  
Acq On : 14 Feb 2020 17:13  
Operator : CG/JU  
Sample : K5695-09  
Misc : MDL-WATER-02  
ALS Vial : 5 Sample Multiplier: 1

**Instrument :**  
BNA\_P  
**ClientSampleId :**  
MDL-WATER-02

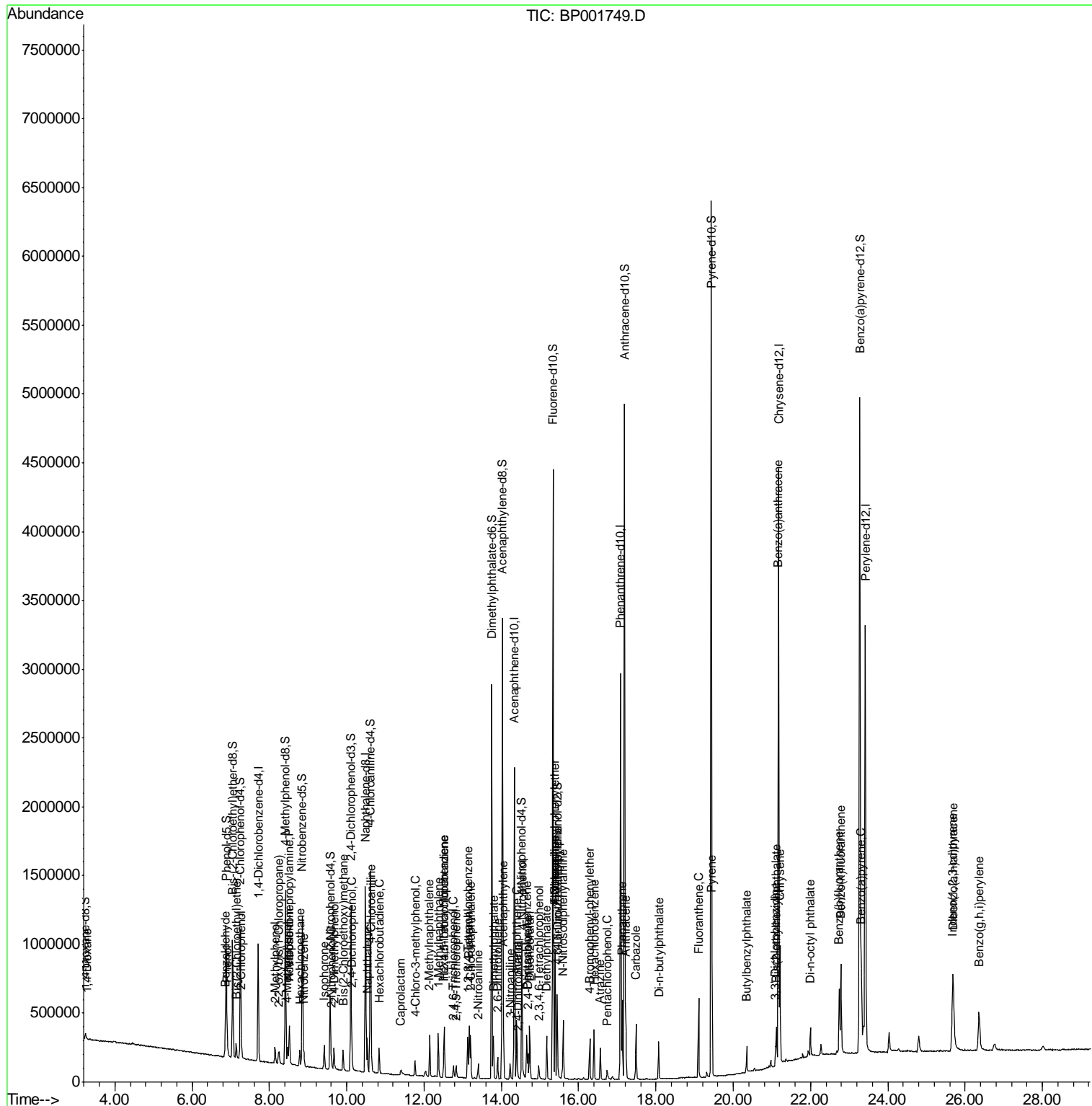
Quant Time: Feb 15 04:49:04 2020  
Quant Method : Z:\SVOASRV\HPCHEM1\BNA\_P\METHODS\SOM-EPA-BP021320MA.M  
Quant Title : SVOA CALIBRATION  
QLast Update : Sat Feb 15 04:45:21 2020  
Response via : Initial Calibration

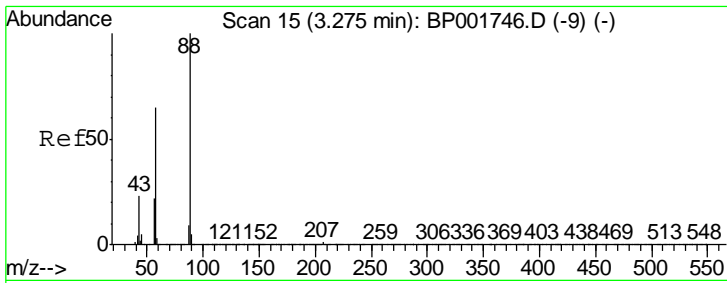
Internal Standards	R.T.	QIon	Response	Conc	Units	Dev(Min)
-----						
(#) = qualifier out of range (m) = manual integration (+) = signals summed						

Data File : BP001749.D  
 Acq On : 14 Feb 2020 17:13  
 Operator : CG/JU  
 Sample : K5695-09  
 Misc : MDL-WATER-02  
 ALS Vial : 5 Sample Multiplier: 1

Instrument :  
 BNA\_P  
 Client Sampled :  
 MDL-WATER-02

Quant Time: Feb 15 04:49:04 2020  
 Quant Method : Z:\SVOASRV\HPCHEM1\BNA\_P\METHODS\SOM-EPA-BP021320MA.M  
 Quant Title : SVOA CALIBRATION  
 QLast Update : Sat Feb 15 04:45:21 2020  
 Response via : Initial Calibration

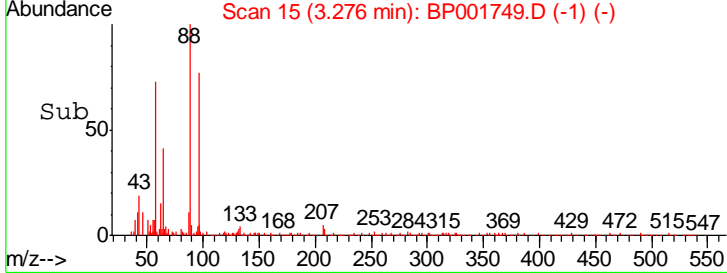
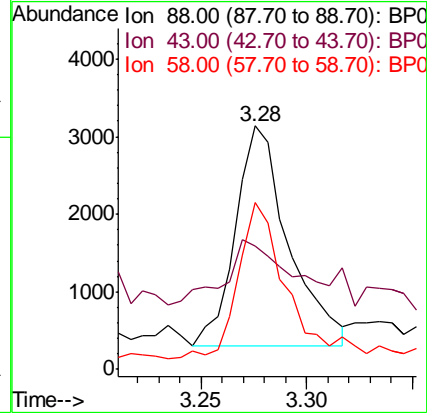
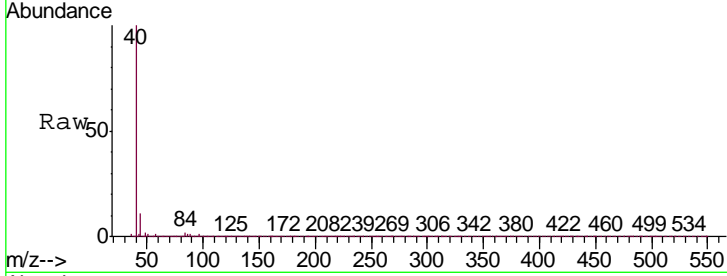




#2  
 1,4-Dioxane  
 Concen: 0.920 ng/uL  
 RT: 3.28 min Scan# 15  
 Delta R.T. 0.00 min  
 Lab File: BP001749.D  
 Acq: 14 Feb 2020 17:13

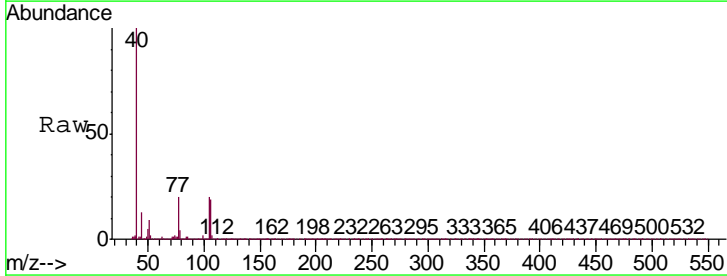
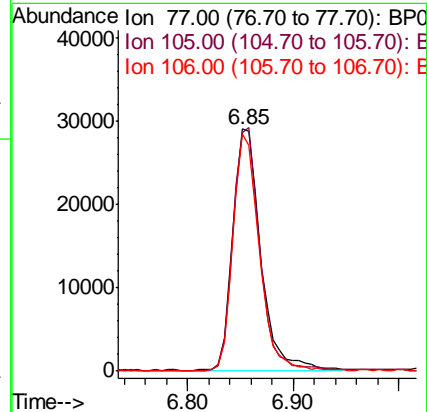
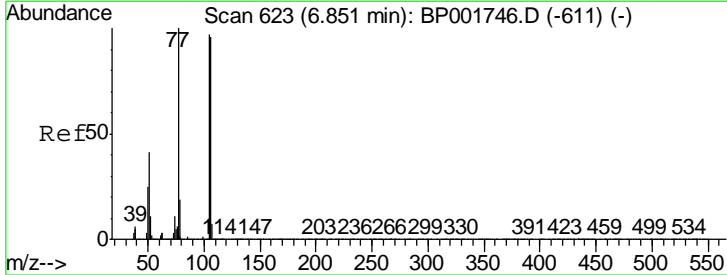
Instrument :  
 BNA\_P  
 ClientSampleId :  
 MDL-WATER-02

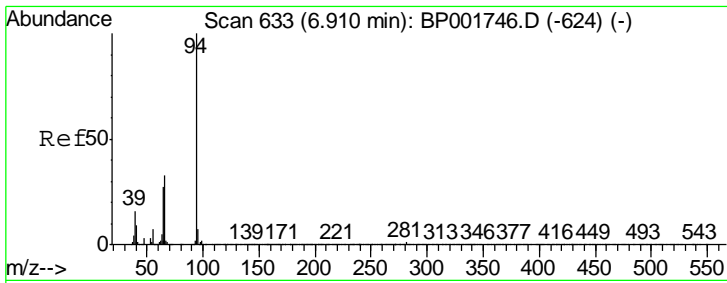
Tgt Ion	Resp	Lower	Upper
88	4946		
43	50.6	23.0	34.6#
58	68.4	53.1	79.7



#4  
 Benzaldehyde  
 Concen: 4.103 ng/ul  
 RT: 6.85 min Scan# 623  
 Delta R.T. 0.00 min  
 Lab File: BP001749.D  
 Acq: 14 Feb 2020 17:13

Tgt Ion	Resp	Lower	Upper
77	52821		
105	98.6	79.3	118.9
106	97.8	77.0	115.4

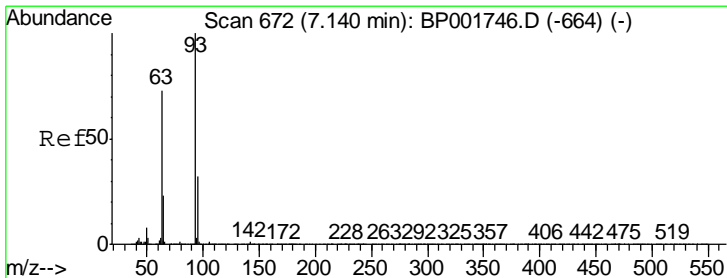

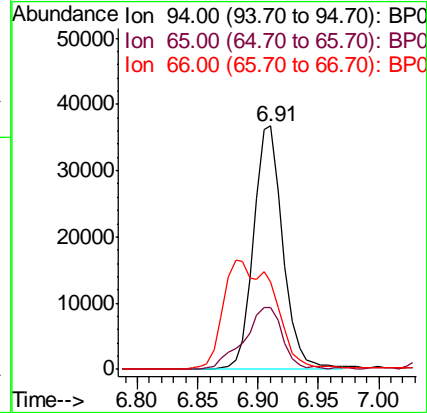





#6  
 Phenol  
 Concen: 2.929 ng/ul  
 RT: 6.91 min Scan# 633  
 Delta R.T. 0.00 min  
 Lab File: BP001749.D  
 Acq: 14 Feb 2020 17:13

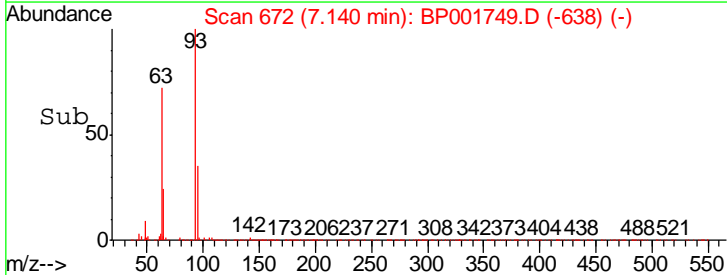
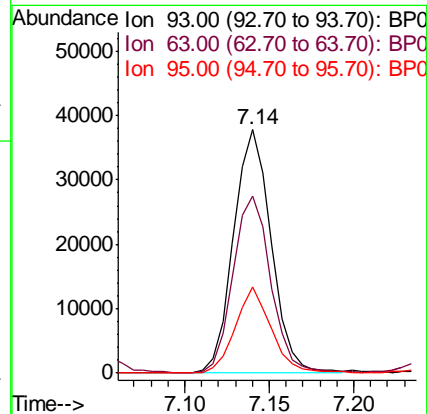

Instrument :  
 BNA\_P  
 ClientSampled :  
 MDL-WATER-02

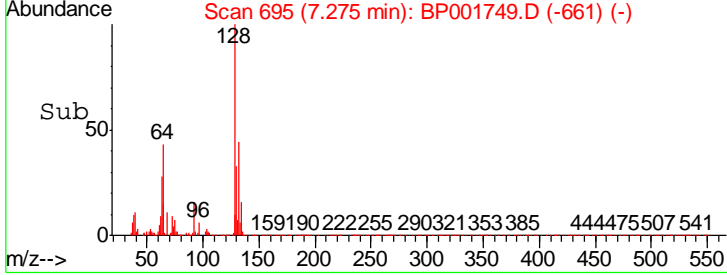
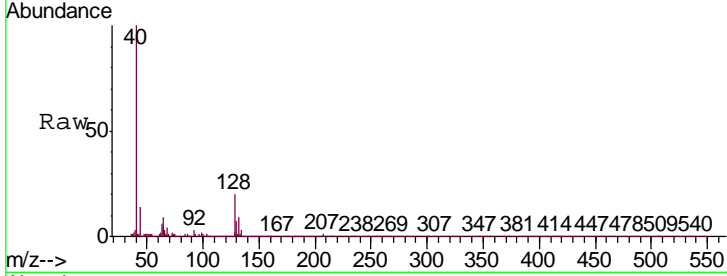
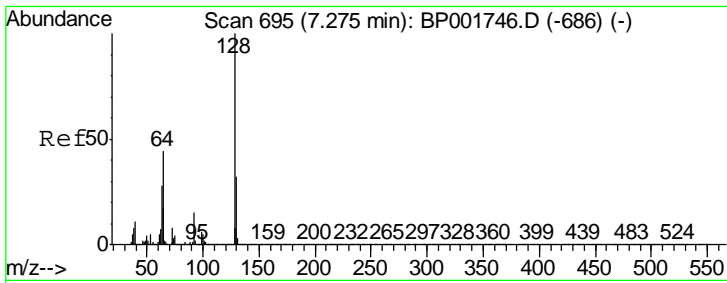
Tgt Ion	Ratio	Lower	Upper
94	100		
65	25.6	20.7	31.1
66	36.2	26.9	40.3



#8  
 Bis(2-Chloroethyl)ether  
 Concen: 3.469 ng/ul  
 RT: 7.14 min Scan# 672  
 Delta R.T. 0.00 min  
 Lab File: BP001749.D  
 Acq: 14 Feb 2020 17:13

Tgt Ion	Ratio	Lower	Upper
93	100		
63	72.5	58.1	87.1
95	35.5	26.0	39.0



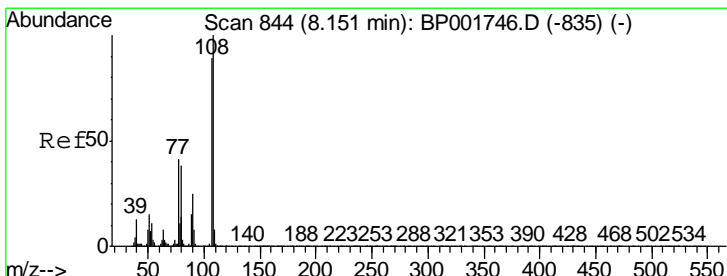
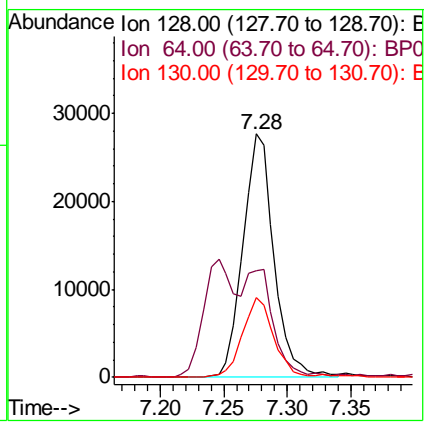




#10  
 2-Chlorophenol  
 Concen: 3.061 ng/ul  
 RT: 7.28 min Scan# 695  
 Delta R.T. 0.00 min  
 Lab File: BP001749.D  
 Acq: 14 Feb 2020 17:13

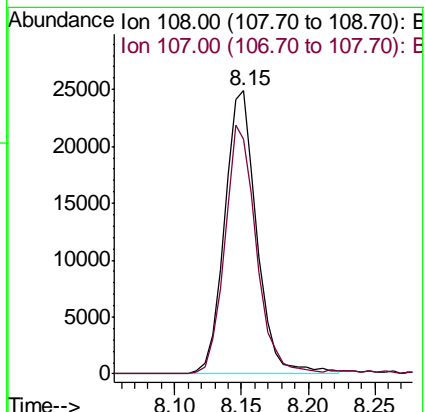
Instrument :  
 BNA\_P  
 ClientSampled :  
 MDL-WATER-02

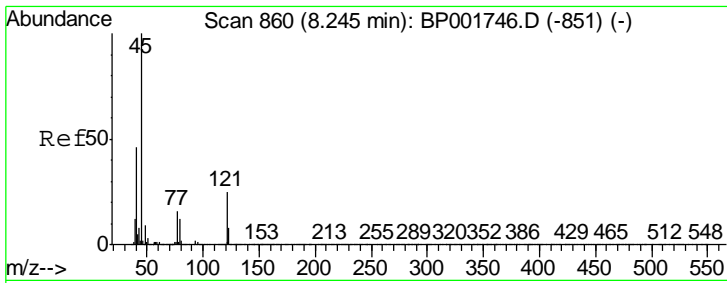
Tgt Ion	Resp	Lower	Upper
128	47139		
64	43.9	34.7	52.1
130	32.6	25.4	38.0



#11  
 2-Methylphenol  
 Concen: 2.569 ng/ul  
 RT: 8.15 min Scan# 844  
 Delta R.T. 0.00 min  
 Lab File: BP001749.D  
 Acq: 14 Feb 2020 17:13

Tgt Ion	Resp	Lower	Upper
108	42028		
107	83.1	70.2	105.4

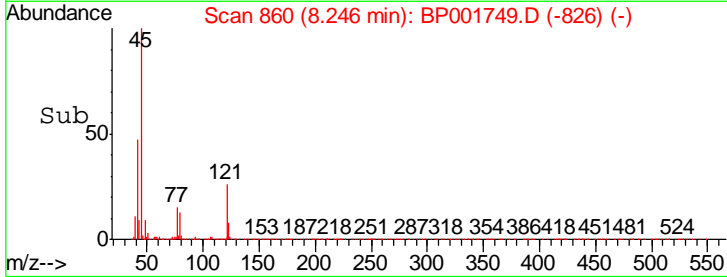
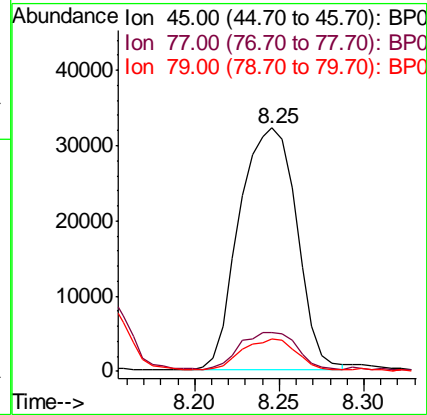
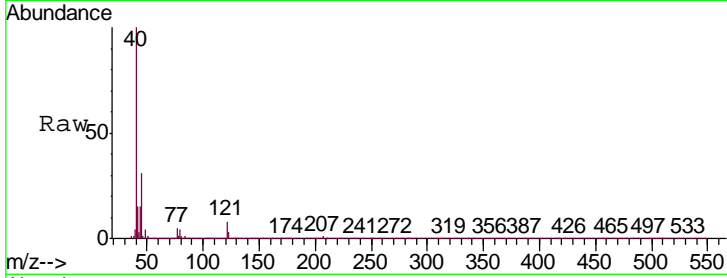




#12  
 2,2'-oxybis(1-Chloropropane)  
 Concen: 3.519 ng/ul  
 RT: 8.25 min Scan# 860  
 Delta R.T. 0.00 min  
 Lab File: BP001749.D  
 Acq: 14 Feb 2020 17:13

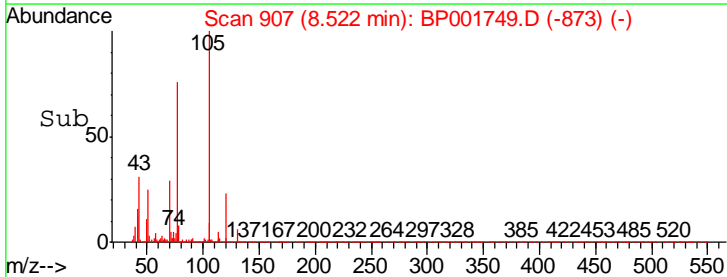

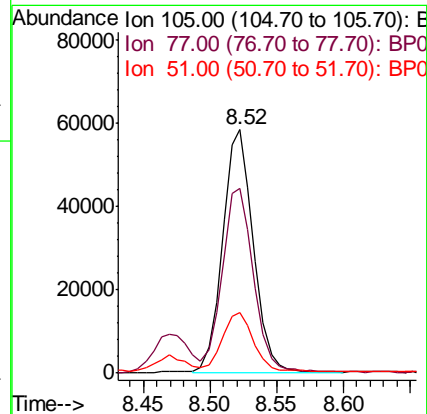
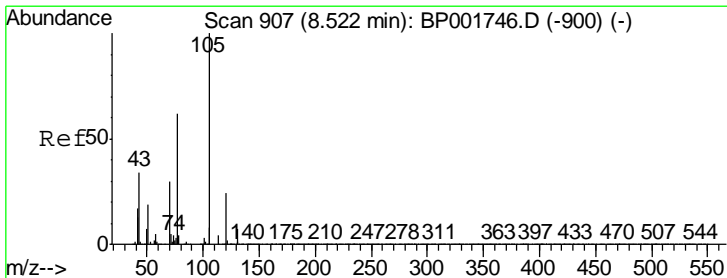
Instrument :  
 BNA\_P  
 ClientSampleId :  
 MDL-WATER-02

Tgt Ion	Resp	Lower	Upper
45	75729		
77	15.9	12.6	19.0
79	13.1	9.7	14.5

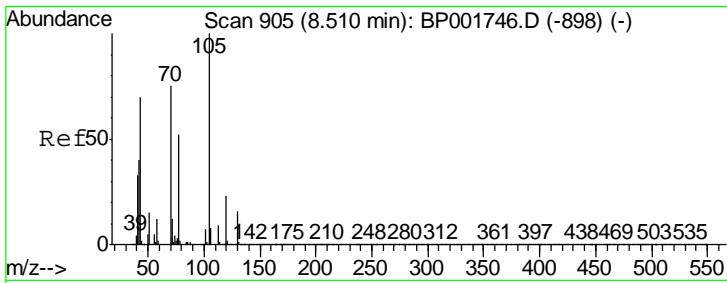


#14  
 Acetophenone  
 Concen: 3.487 ng/ul  
 RT: 8.52 min Scan# 907  
 Delta R.T. 0.00 min  
 Lab File: BP001749.D  
 Acq: 14 Feb 2020 17:13

Tgt Ion	Resp	Lower	Upper
105	93374		
77	75.9	60.6	91.0
51	25.1	18.8	28.2



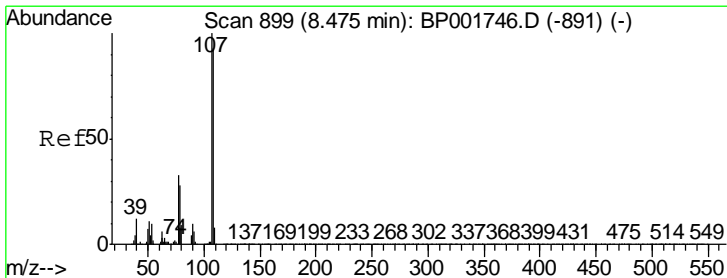
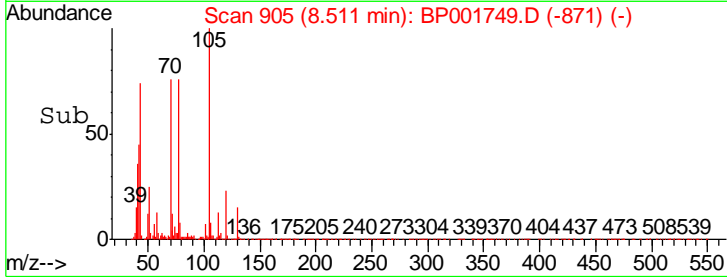
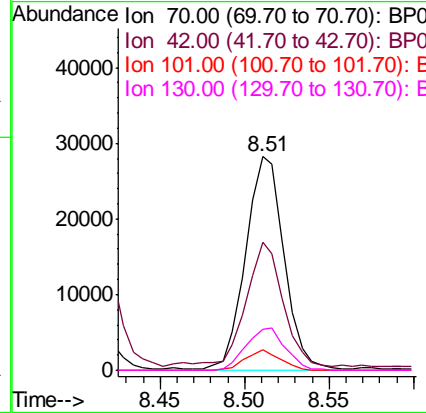
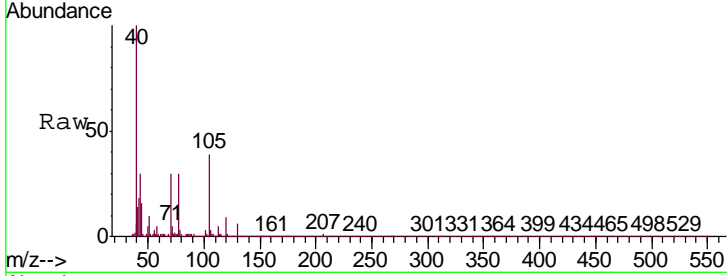




#15  
 N-Nitroso-di-n-propylamine  
 Concen: 3.361 ng/ul  
 RT: 8.51 min Scan# 905  
 Delta R.T. 0.00 min  
 Lab File: BP001749.D  
 Acq: 14 Feb 2020 17:13

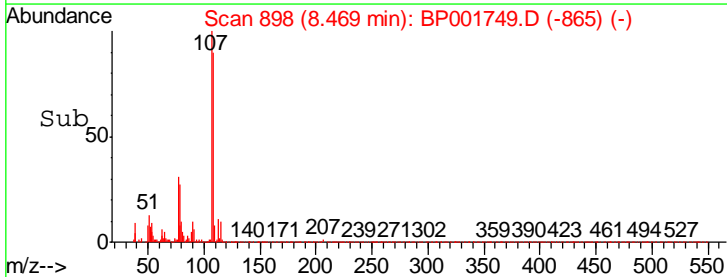
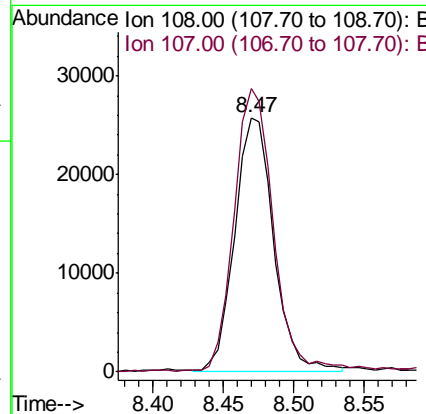

Instrument :  
 BNA\_P  
 ClientSampled :  
 MDL-WATER-02

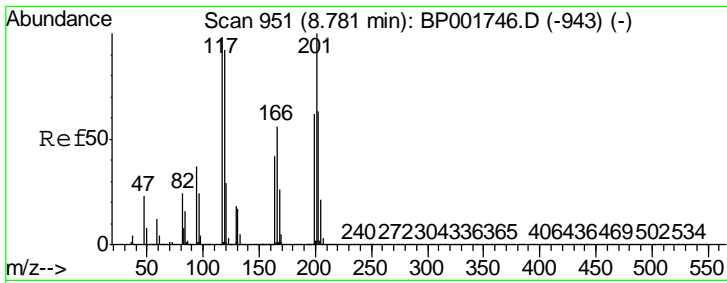
Tgt Ion	Resp	Lower	Upper
70	44734		
42	60.2	45.0	67.4
101	9.6	7.9	11.9
130	19.2	18.2	27.2



#16  
 4-Methylphenol  
 Concen: 2.740 ng/ul  
 RT: 8.47 min Scan# 898  
 Delta R.T. -0.01 min  
 Lab File: BP001749.D  
 Acq: 14 Feb 2020 17:13

Tgt Ion	Resp	Lower	Upper
108	49428		
107	111.2	87.3	130.9

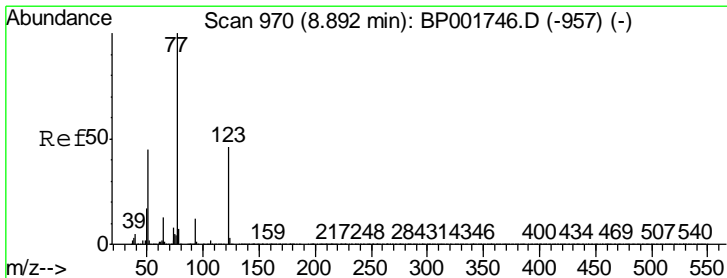
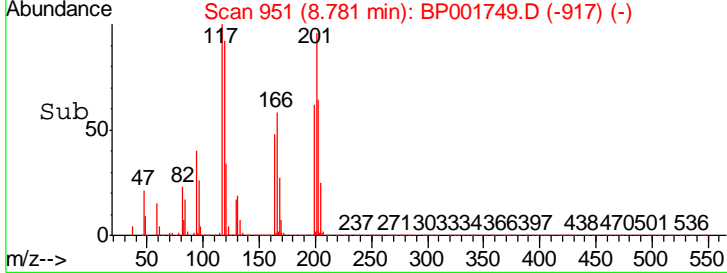
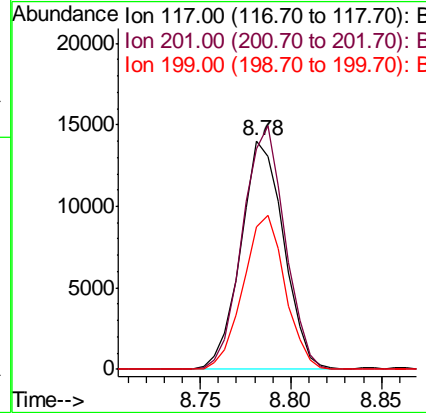
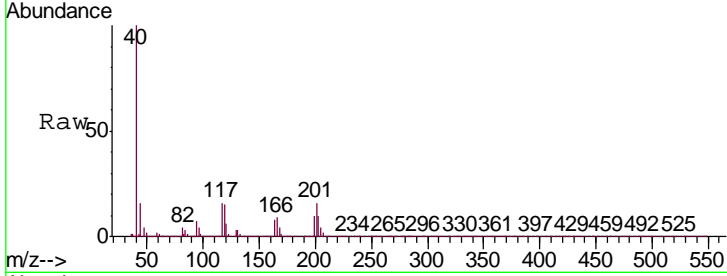




#17  
 Hexachloroethane  
 Concen: 3.442 ng/ul  
 RT: 8.78 min Scan# 951  
 Delta R.T. 0.00 min  
 Lab File: BP001749.D  
 Acq: 14 Feb 2020 17:13

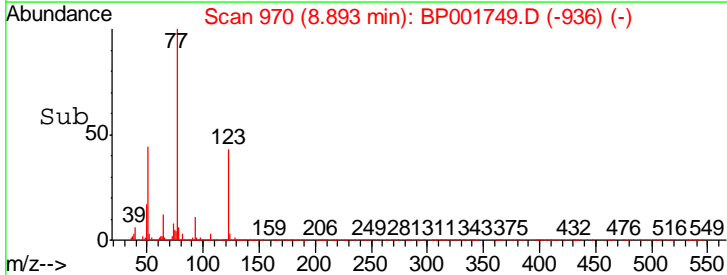
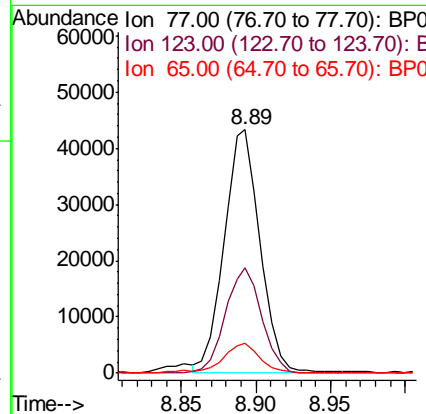
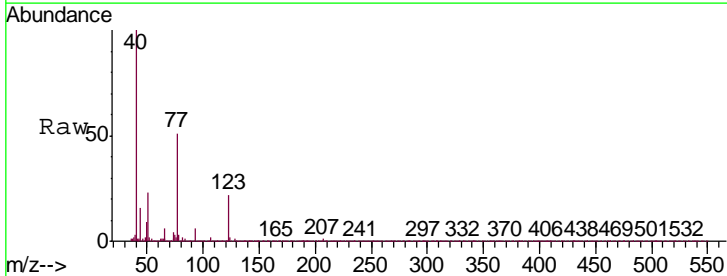
Instrument :  
 BNA\_P  
 ClientSampled :  
 MDL-WATER-02

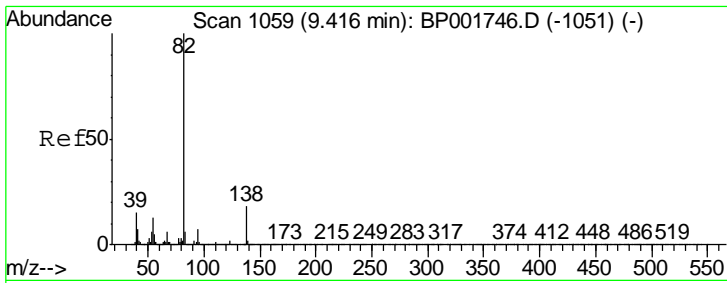
Tgt Ion	Resp	Lower	Upper
117	23079		
201	96.2	85.5	128.3
199	62.1	55.3	82.9



#20  
 Nitrobenzene  
 Concen: 3.470 ng/ul  
 RT: 8.89 min Scan# 970  
 Delta R.T. 0.00 min  
 Lab File: BP001749.D  
 Acq: 14 Feb 2020 17:13

Tgt Ion	Resp	Lower	Upper
77	72272		
123	43.2	36.6	54.8
65	12.4	9.9	14.9

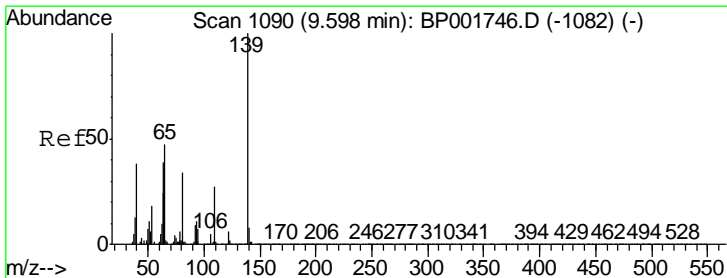
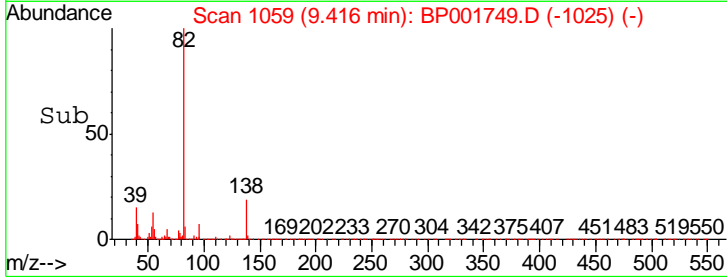
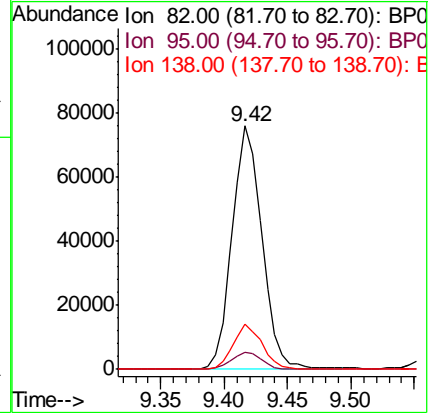
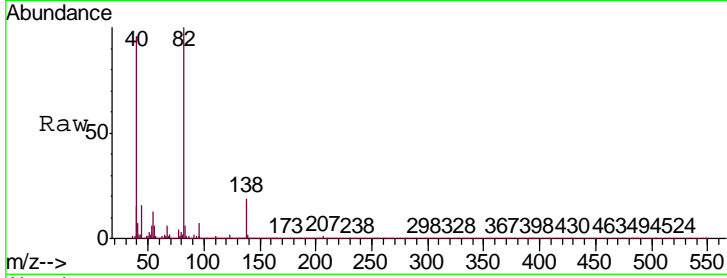




#21  
 Isophorone  
 Concen: 3.115 ng/ul  
 RT: 9.42 min Scan# 1059  
 Delta R.T. 0.00 min  
 Lab File: BP001749.D  
 Acq: 14 Feb 2020 17:13

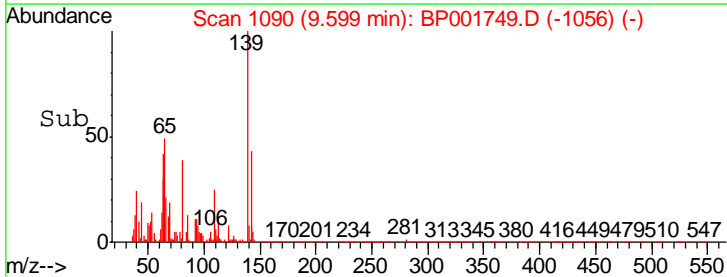
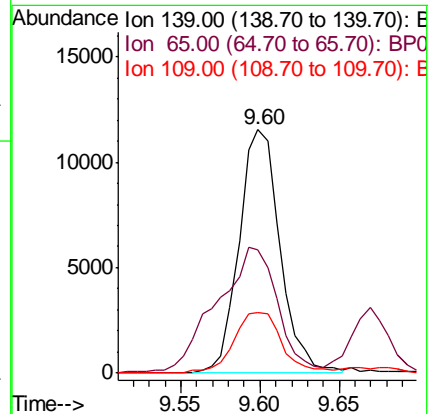
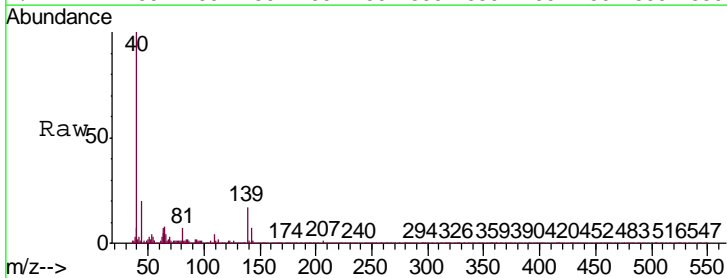
Instrument :  
 BNA\_P  
 ClientSampleId :  
 MDL-WATER-02

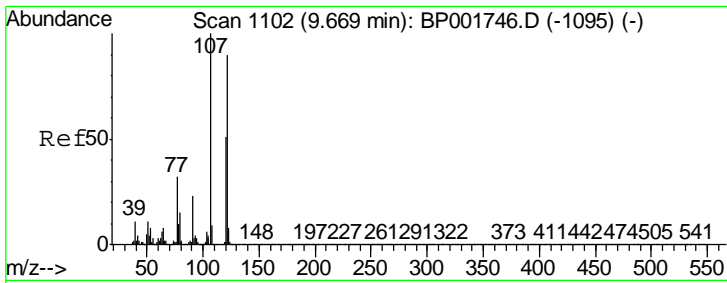
Tgt Ion	Resp	Lower	Upper
82	123124		
95	6.9	5.5	8.3
138	18.6	15.0	22.4



#23  
 2-Nitrophenol  
 Concen: 2.568 ng/ul  
 RT: 9.60 min Scan# 1090  
 Delta R.T. 0.00 min  
 Lab File: BP001749.D  
 Acq: 14 Feb 2020 17:13

Tgt Ion	Resp	Lower	Upper
139	20631		
65	50.6	39.8	59.6
109	24.9	22.2	33.2

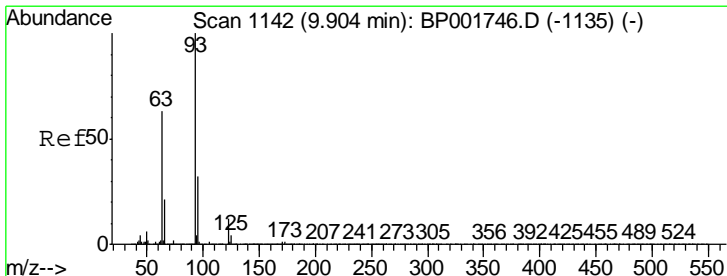
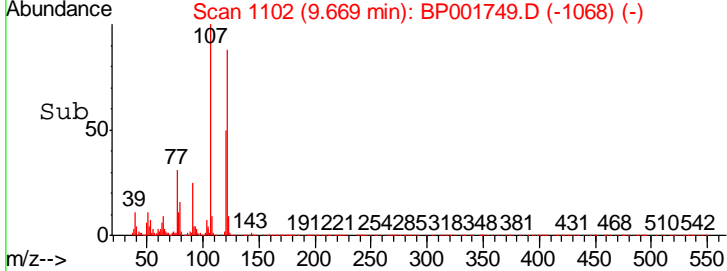
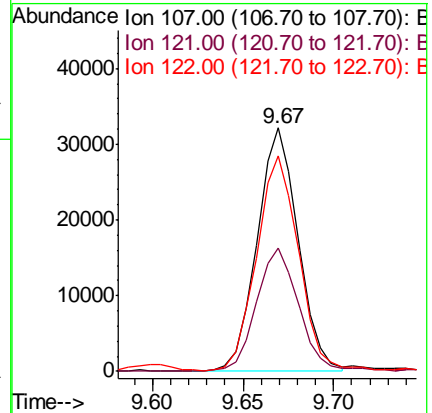
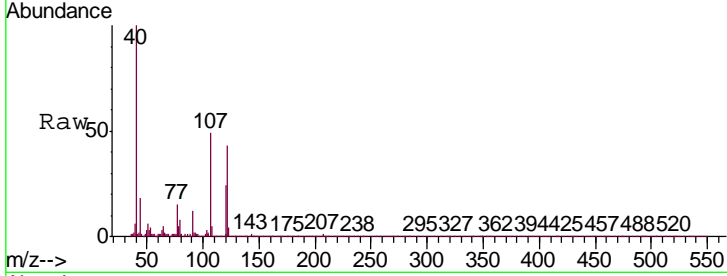




#24  
 2,4-Dimethylphenol  
 Concen: 2.710 ng/ul  
 RT: 9.67 min Scan# 1102  
 Delta R.T. 0.00 min  
 Lab File: BP001749.D  
 Acq: 14 Feb 2020 17:13

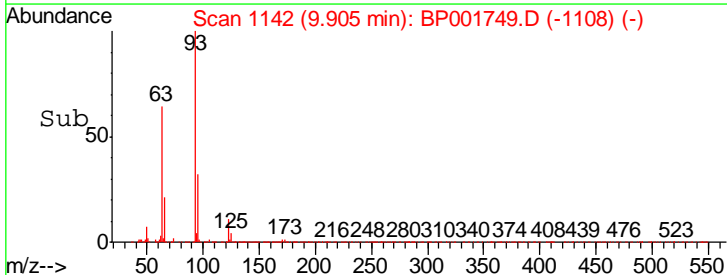
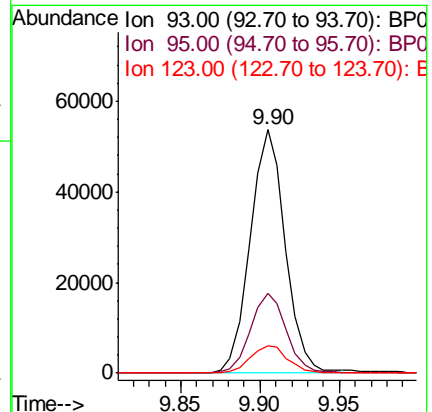

Instrument :  
 BNA\_P  
 ClientSampleId :  
 MDL-WATER-02

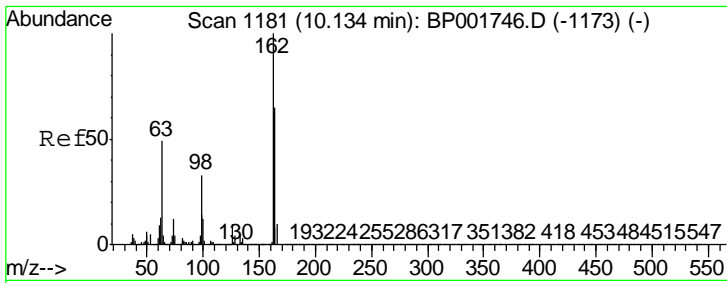
Tgt Ion	Resp	Lower	Upper
107	50490		
121	50.4	40.7	61.1
122	88.4	69.6	104.4



#25  
 Bis(2-Chloroethoxy)methane  
 Concen: 3.323 ng/ul  
 RT: 9.90 min Scan# 1142  
 Delta R.T. 0.00 min  
 Lab File: BP001749.D  
 Acq: 14 Feb 2020 17:13

Tgt Ion	Resp	Lower	Upper
93	82395		
95	32.6	25.8	38.8
123	11.4	9.0	13.6

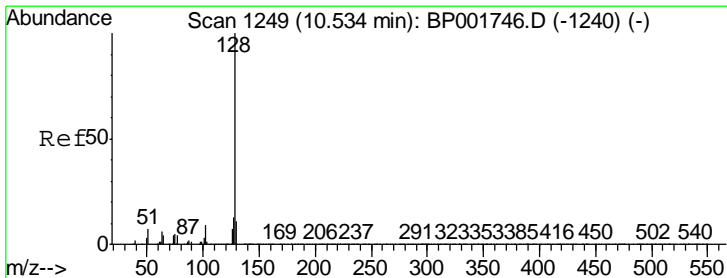
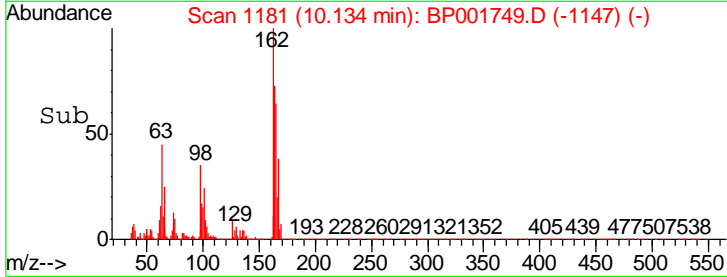
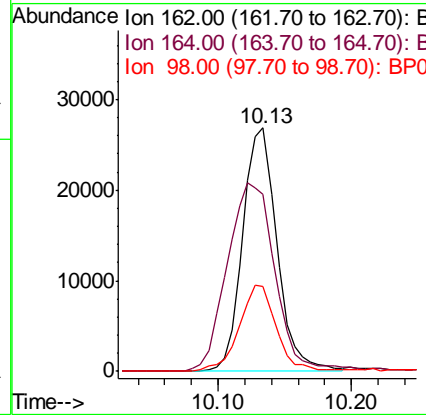
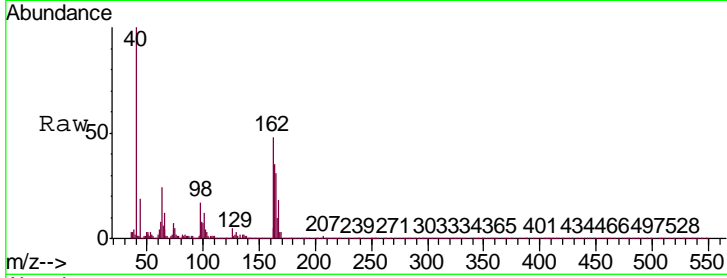




#27  
 2,4-Dichlorophenol  
 Concen: 2.954 ng/ul  
 RT: 10.13 min Scan# 1181  
 Delta R.T. 0.00 min  
 Lab File: BP001749.D  
 Acq: 14 Feb 2020 17:13

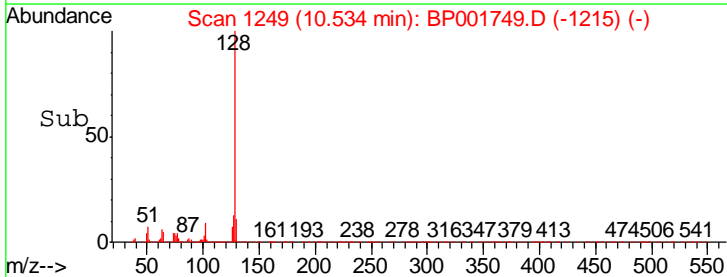
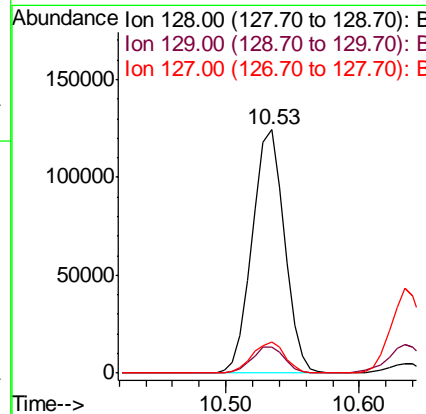
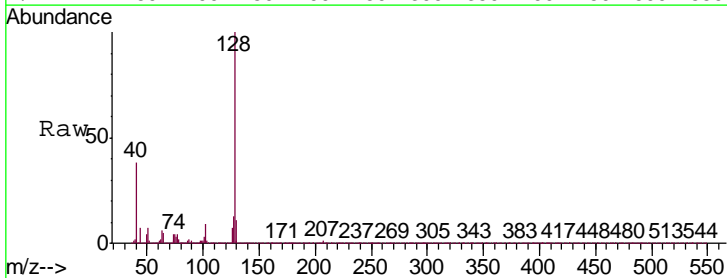
Instrument :  
 BNA\_P  
 ClientSampled :  
 MDL-WATER-02

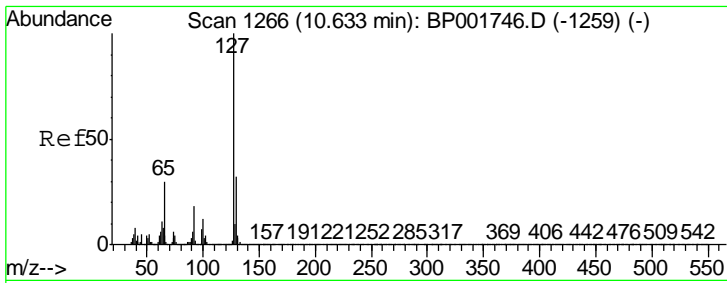
Tgt Ion	Resp	Lower	Upper
162	47900		
164	72.8	52.2	78.2
98	35.1	26.6	40.0



#28  
 Naphthalene  
 Concen: 3.446 ng/ul  
 RT: 10.53 min Scan# 1249  
 Delta R.T. 0.00 min  
 Lab File: BP001749.D  
 Acq: 14 Feb 2020 17:13

Tgt Ion	Resp	Lower	Upper
128	207316		
129	10.9	8.6	12.8
127	12.9	10.2	15.2

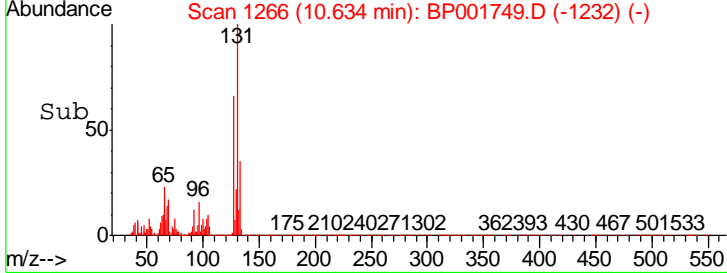
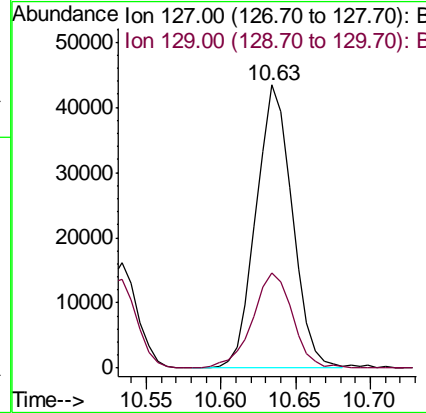
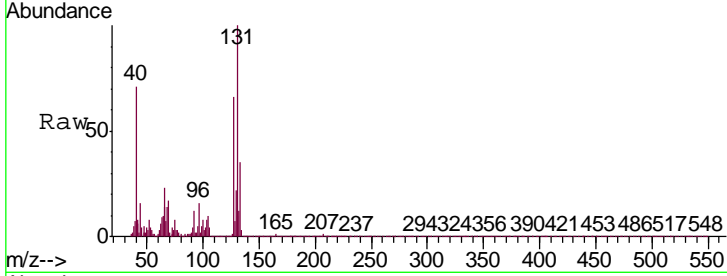




#30  
 4-Chloroaniline  
 Concen: 3.604 ng/ul  
 RT: 10.63 min Scan# 1266  
 Delta R.T. 0.00 min  
 Lab File: BP001749.D  
 Acq: 14 Feb 2020 17:13

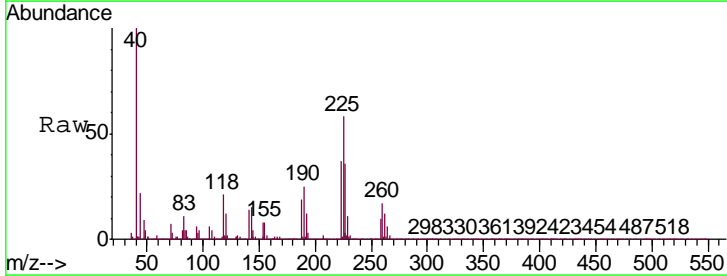
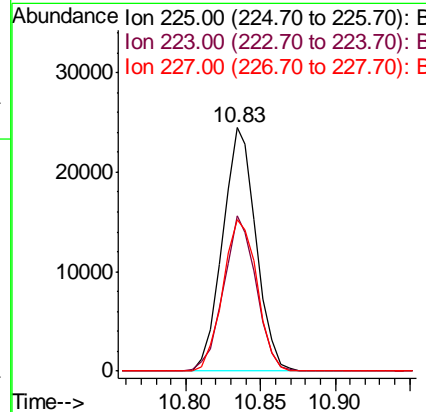
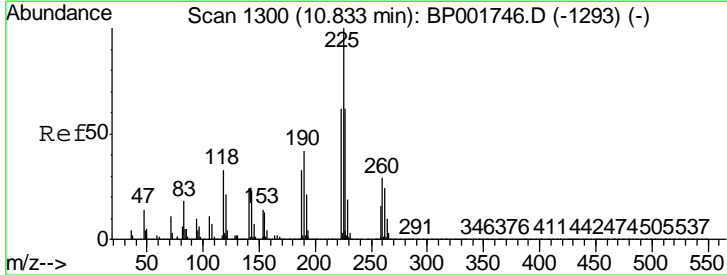
Instrument :  
 BNA\_P  
 ClientSampleId :  
 MDL-WATER-02

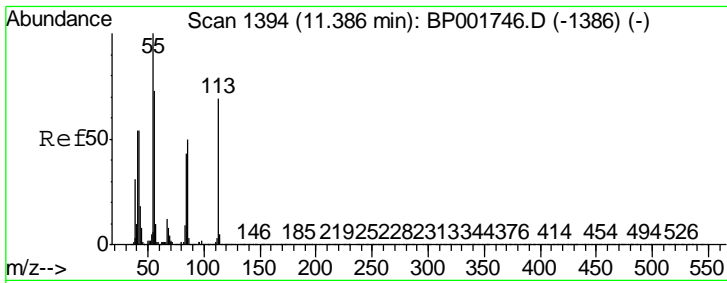
Tgt Ion: 127 Resp: 72795  
 Ion Ratio Lower Upper  
 127 100  
 129 33.5 25.3 37.9



#31  
 Hexachlorobutadiene  
 Concen: 3.392 ng/ul  
 RT: 10.83 min Scan# 1300  
 Delta R.T. 0.00 min  
 Lab File: BP001749.D  
 Acq: 14 Feb 2020 17:13

Tgt Ion: 225 Resp: 38210  
 Ion Ratio Lower Upper  
 225 100  
 223 63.8 50.3 75.5  
 227 66.1 51.4 77.0

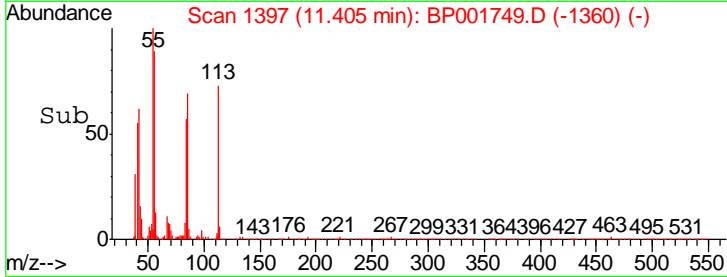
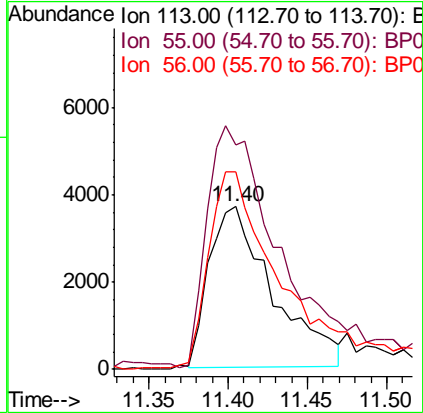
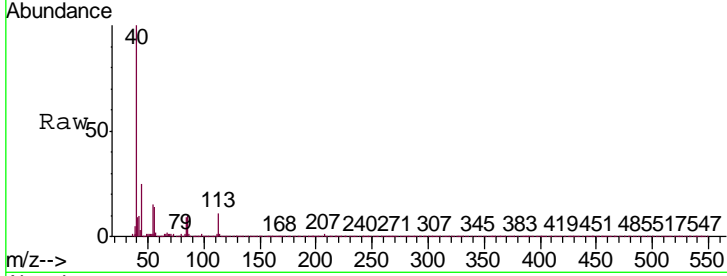




#32  
 Caprolactam  
 Concen: 1.730 ng/ul  
 RT: 11.40 min Scan# 1397  
 Delta R.T. 0.02 min  
 Lab File: BP001749.D  
 Acq: 14 Feb 2020 17:13

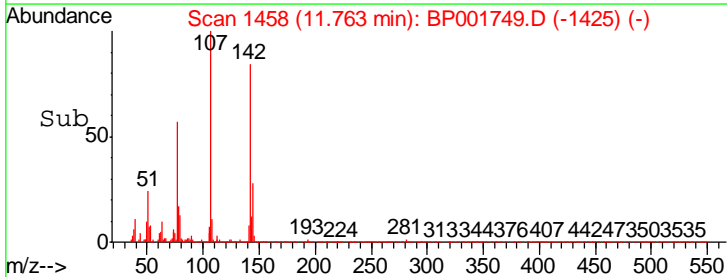
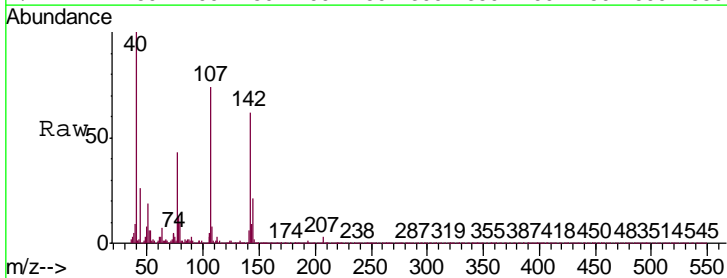
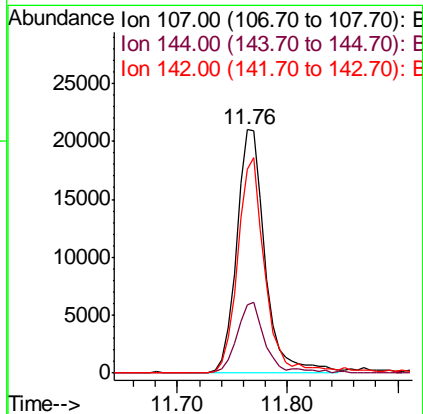
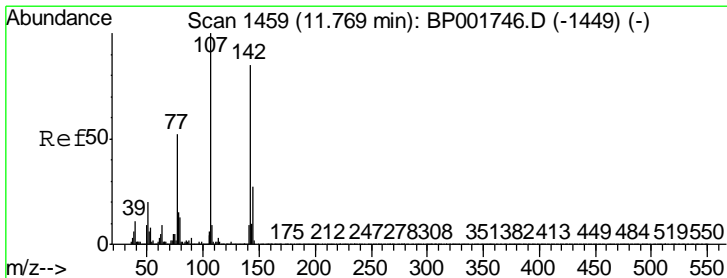
Instrument :  
 BNA\_P  
 ClientSampled :  
 MDL-WATER-02

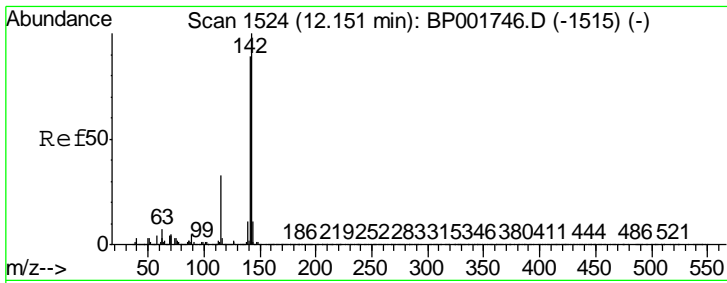
Tgt Ion	Resp	Lower	Upper
113	10312		
55	137.8	117.3	175.9
56	121.6	90.7	136.1



#33  
 4-Chloro-3-methylphenol  
 Concen: 2.277 ng/ul  
 RT: 11.76 min Scan# 1458  
 Delta R.T. -0.01 min  
 Lab File: BP001749.D  
 Acq: 14 Feb 2020 17:13

Tgt Ion	Resp	Lower	Upper
107	38016		
144	28.0	22.0	33.0
142	84.0	66.3	99.5

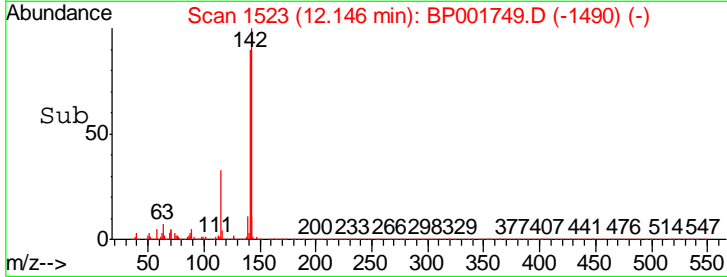
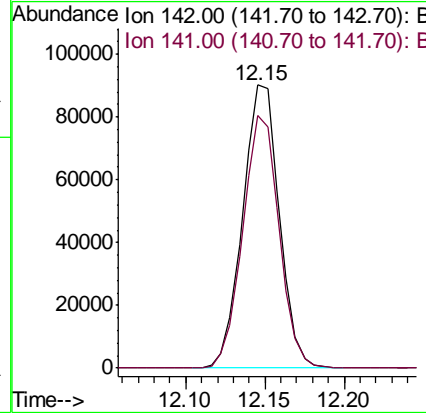
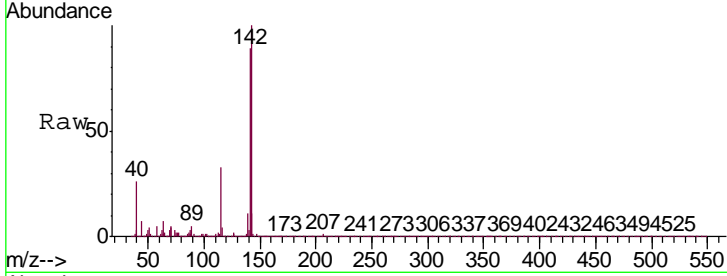




#34  
 2-Methylnaphthalene  
 Concen: 3.332 ng/ul  
 RT: 12.15 min Scan# 1523  
 Delta R.T. -0.01 min  
 Lab File: BP001749.D  
 Acq: 14 Feb 2020 17:13

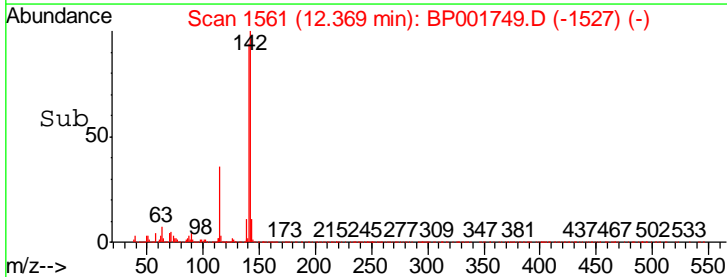
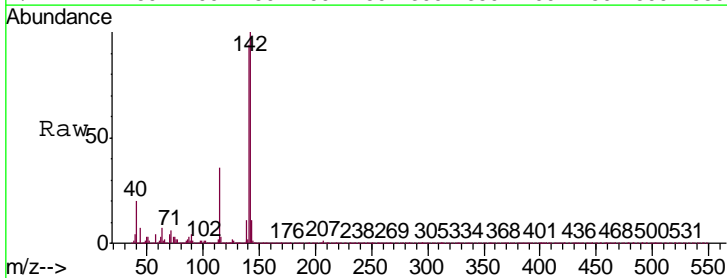
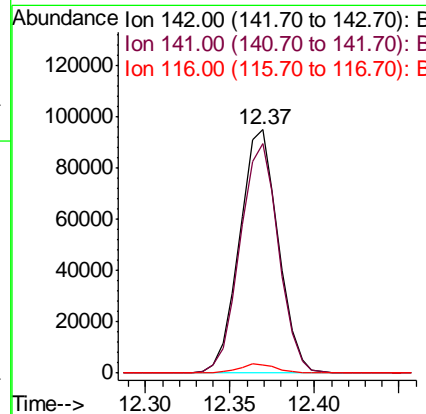
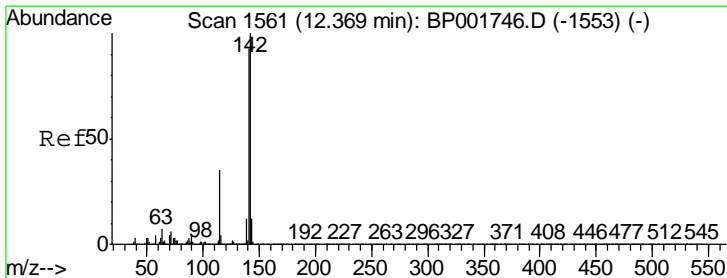
Instrument : BNA\_P  
 ClientSampled : MDL-WATER-02

Tgt Ion	Resp	Lower	Upper
142	100		
141	89.4	70.7	106.1

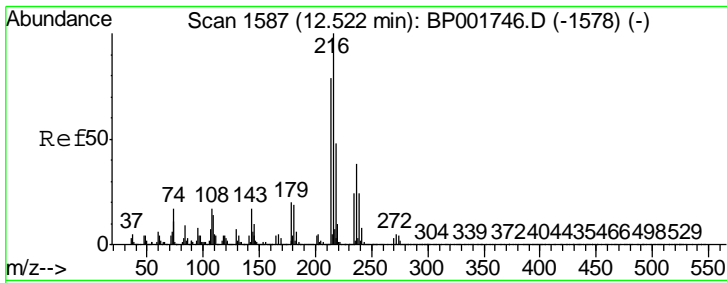


#35  
 1-Methylnaphthalene  
 Concen: 3.524 ng/ul  
 RT: 12.37 min Scan# 1561  
 Delta R.T. 0.00 min  
 Lab File: BP001749.D  
 Acq: 14 Feb 2020 17:13

Tgt Ion	Resp	Lower	Upper
142	100		
141	94.3	74.4	111.6
116	3.4	3.0	4.4



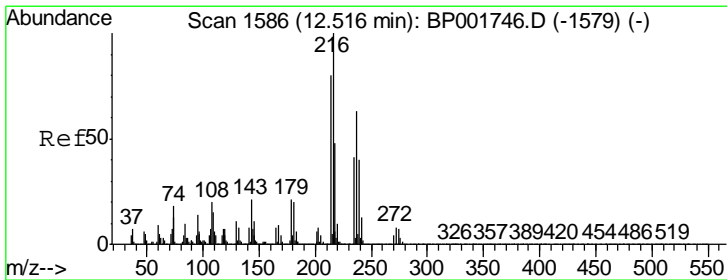
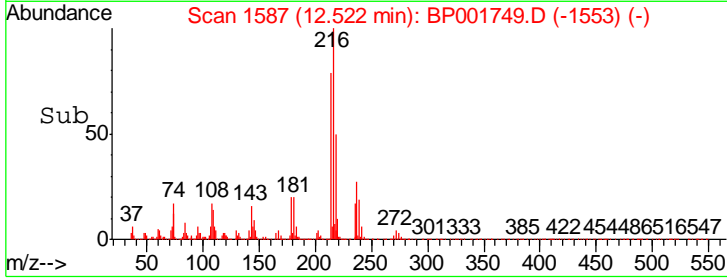
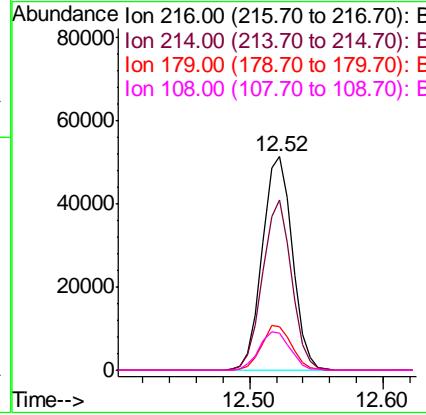
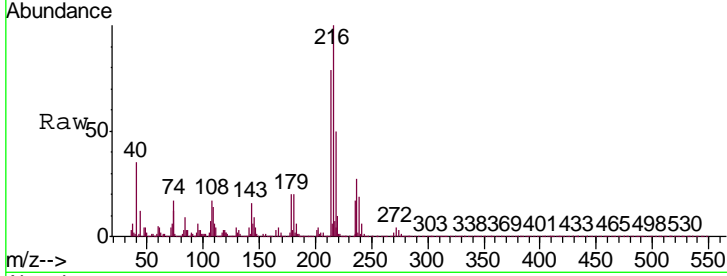




#37  
 1,2,4,5-Tetrachlorobenzene  
 Concen: 3.357 ng/ul  
 RT: 12.52 min Scan# 1587  
 Delta R.T. 0.00 min  
 Lab File: BP001749.D  
 Acq: 14 Feb 2020 17:13

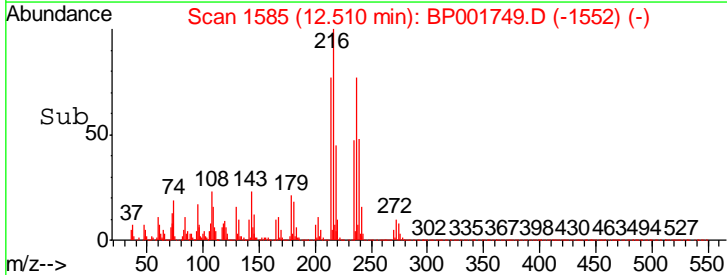
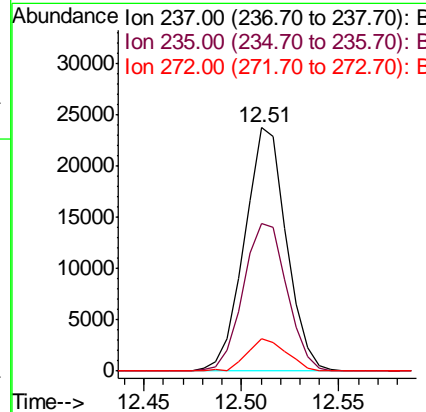
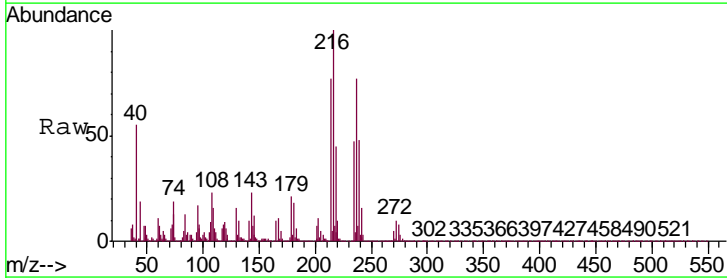
Instrument :  
 BNA\_P  
 ClientSampled :  
 MDL-WATER-02

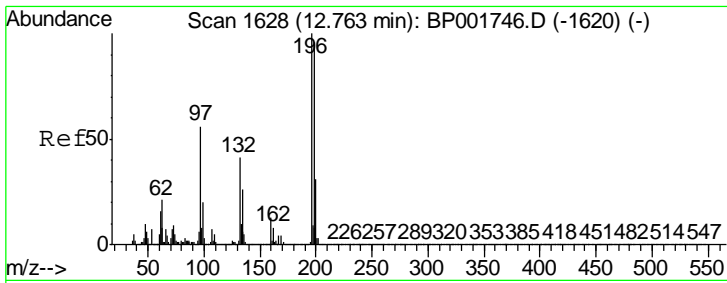
Tgt Ion	Resp	Lower	Upper
216	79811		
214	79.5	63.2	94.8
179	20.1	16.2	24.4
108	17.2	13.8	20.6



#38  
 Hexachlorocyclopentadiene  
 Concen: 2.493 ng/ul  
 RT: 12.51 min Scan# 1585  
 Delta R.T. -0.01 min  
 Lab File: BP001749.D  
 Acq: 14 Feb 2020 17:13

Tgt Ion	Resp	Lower	Upper
237	35293		
237	100		
235	60.5	50.3	75.5
272	13.7	10.5	15.7

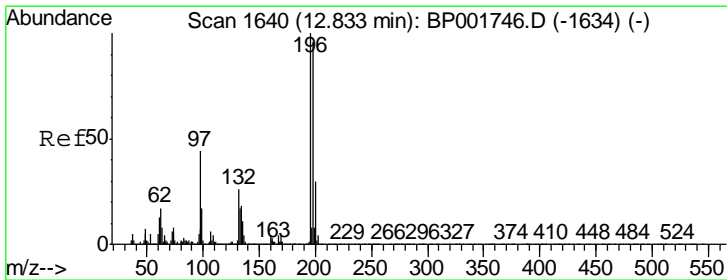
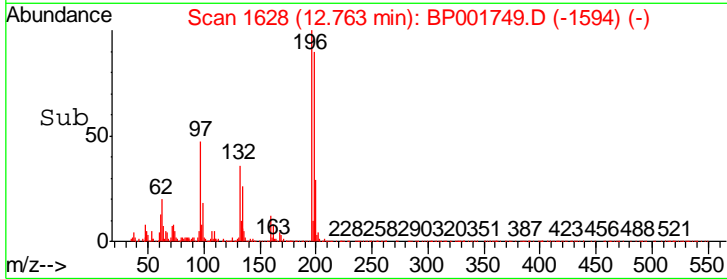
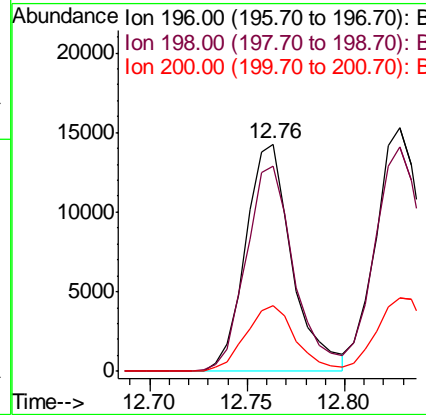
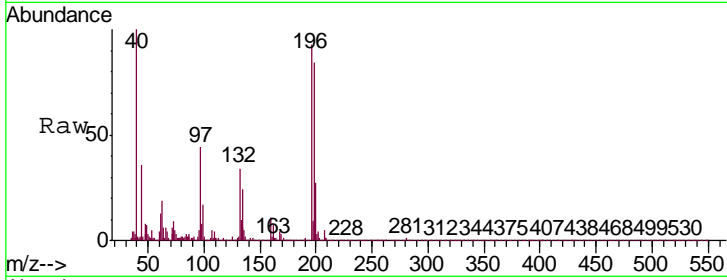




#39  
 2,4,6-Trichlorophenol  
 Concen: 1.952 ng/ul  
 RT: 12.76 min Scan# 1628  
 Delta R.T. 0.00 min  
 Lab File: BP001749.D  
 Acq: 14 Feb 2020 17:13

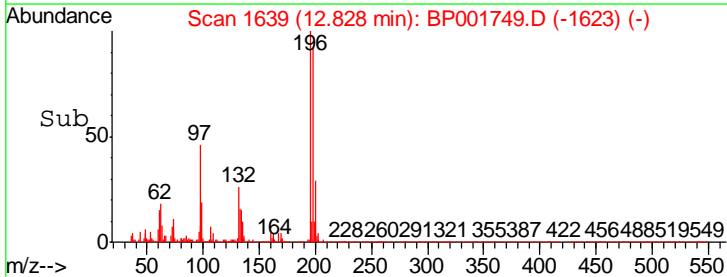
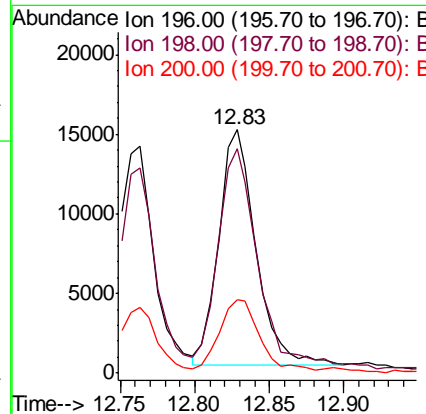
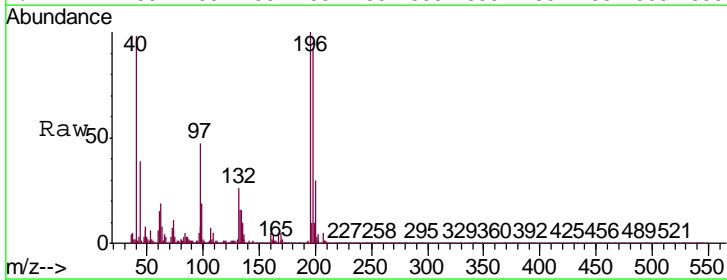
Instrument :  
 BNA\_P  
 ClientSampleId :  
 MDL-WATER-02

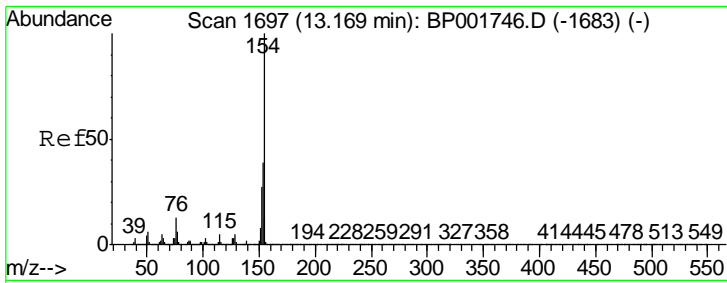
Tgt Ion	Resp	Lower	Upper
196	100		
198	90.4	76.6	114.8
200	28.7	24.6	37.0



#40  
 2,4,5-Trichlorophenol  
 Concen: 1.874 ng/ul  
 RT: 12.83 min Scan# 1639  
 Delta R.T. -0.01 min  
 Lab File: BP001749.D  
 Acq: 14 Feb 2020 17:13

Tgt Ion	Resp	Lower	Upper
196	100		
198	92.0	77.3	115.9
200	30.1	24.4	36.6

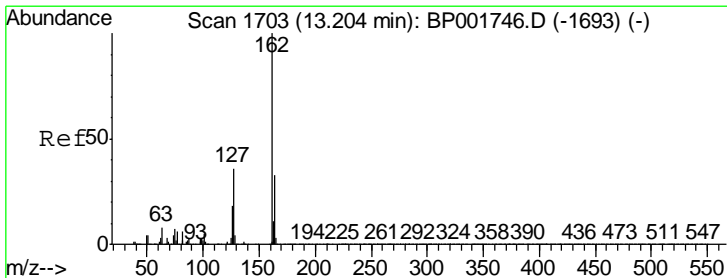
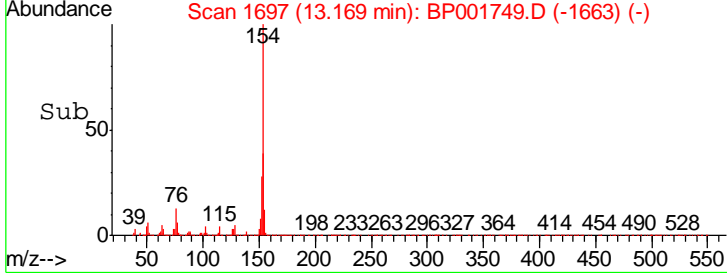
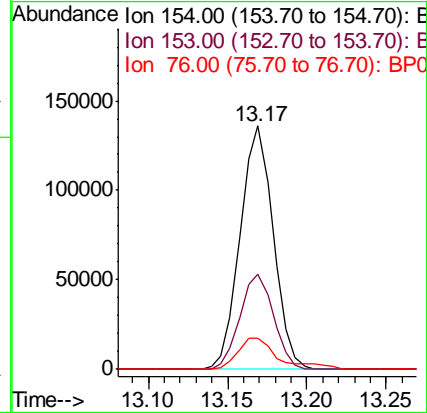
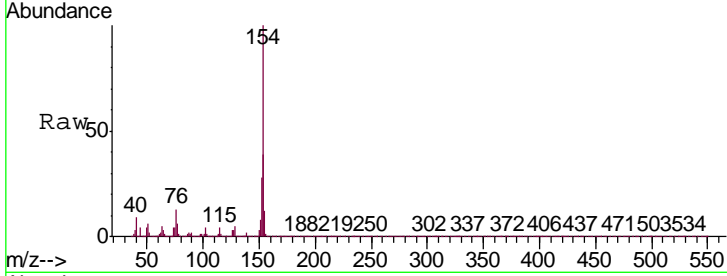




#41  
 1,1'-Biphenyl  
 Concen: 3.387 ng/ul  
 RT: 13.17 min Scan# 1697  
 Delta R.T. 0.00 min  
 Lab File: BP001749.D  
 Acq: 14 Feb 2020 17:13

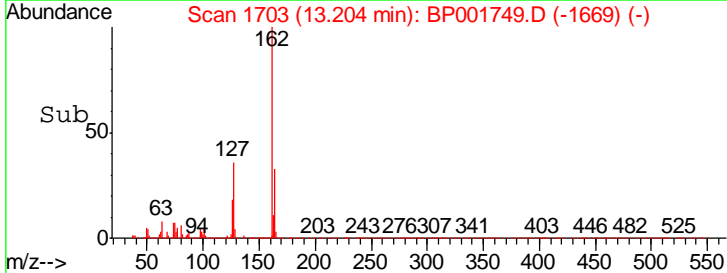
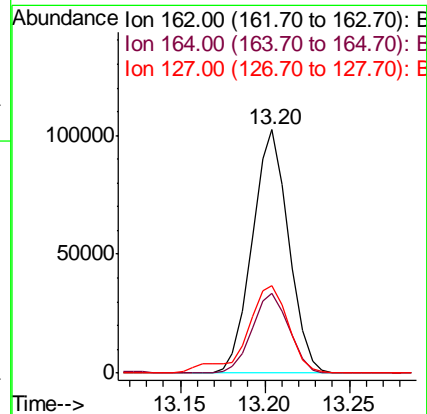
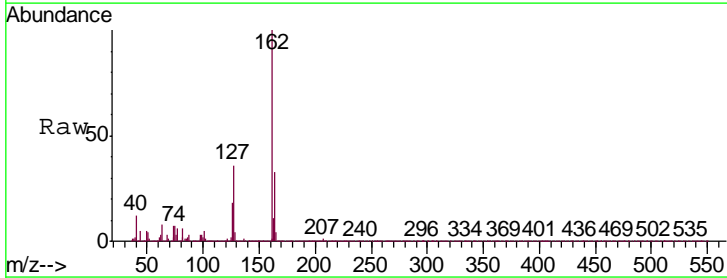
Instrument :  
 BNA\_P  
 ClientSampled :  
 MDL-WATER-02

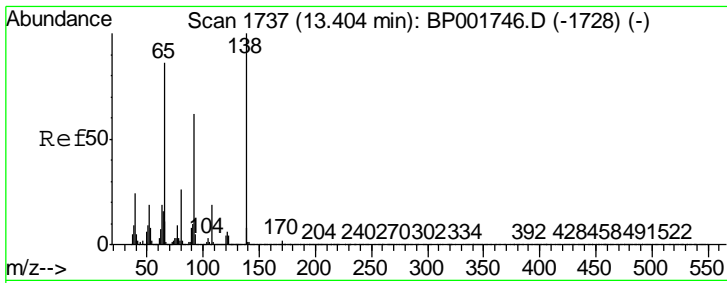
Tgt Ion	Resp	Lower	Upper
154	197225		
153	38.9	31.6	47.4
76	12.9	10.4	15.6



#42  
 2-Chloronaphthalene  
 Concen: 3.325 ng/ul  
 RT: 13.20 min Scan# 1703  
 Delta R.T. 0.00 min  
 Lab File: BP001749.D  
 Acq: 14 Feb 2020 17:13

Tgt Ion	Resp	Lower	Upper
162	153240		
164	32.7	26.7	40.1
127	35.7	29.6	44.4

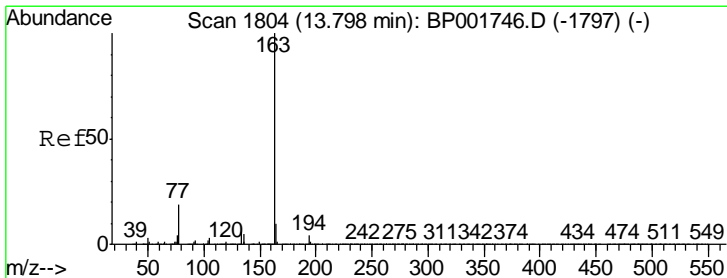
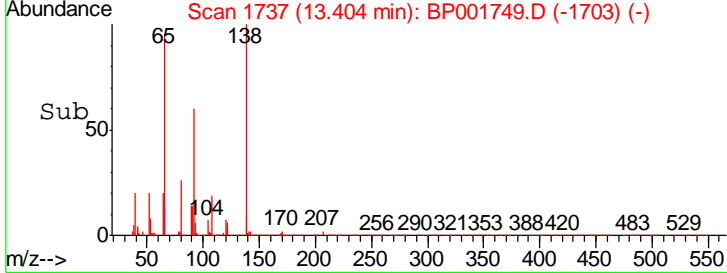
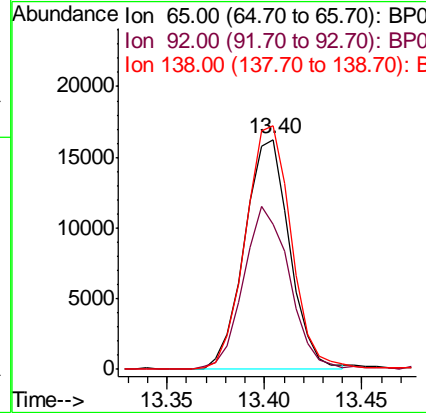
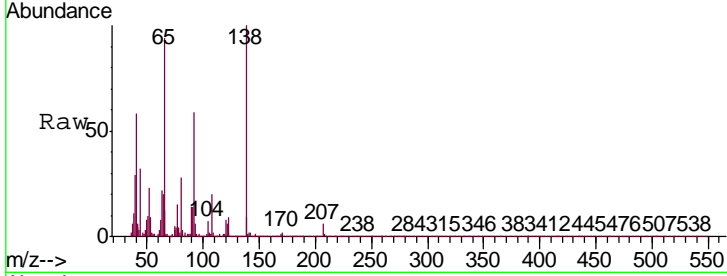




#43  
 2-Nitroaniline  
 Concen: 2.287 ng/ul  
 RT: 13.40 min Scan# 1737  
 Delta R.T. 0.00 min  
 Lab File: BP001749.D  
 Acq: 14 Feb 2020 17:13

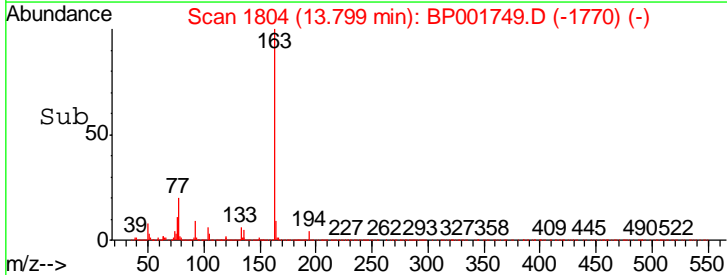
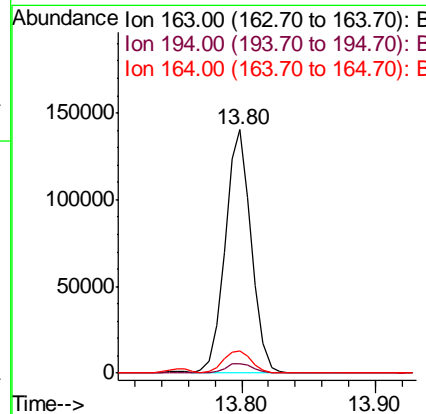
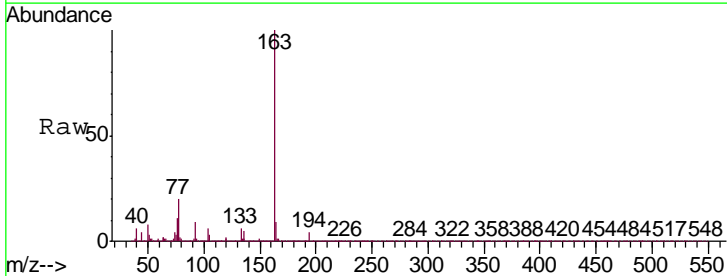
Instrument :  
 BNA\_P  
 ClientSampled :  
 MDL-WATER-02

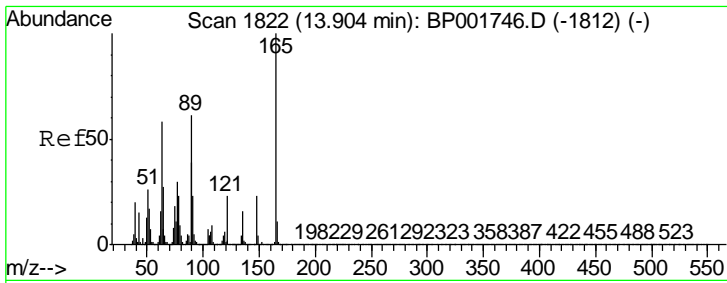
Tgt Ion	Resp	Lower	Upper
65	100		
92	63.0	57.7	86.5
138	106.0	92.7	139.1



#45  
 Dimethylphthalate  
 Concen: 3.317 ng/ul  
 RT: 13.80 min Scan# 1804  
 Delta R.T. 0.00 min  
 Lab File: BP001749.D  
 Acq: 14 Feb 2020 17:13

Tgt Ion	Resp	Lower	Upper
163	100		
194	4.1	3.5	5.3
164	9.2	8.0	12.0

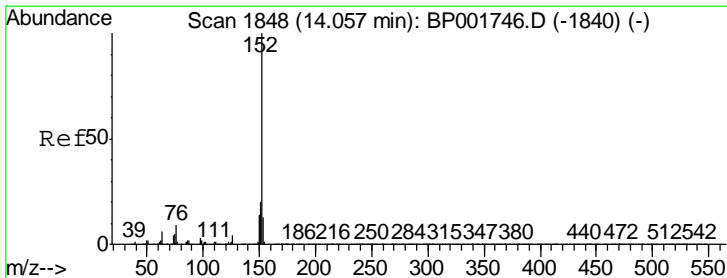
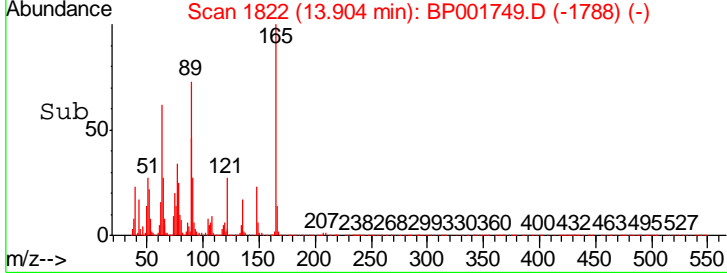
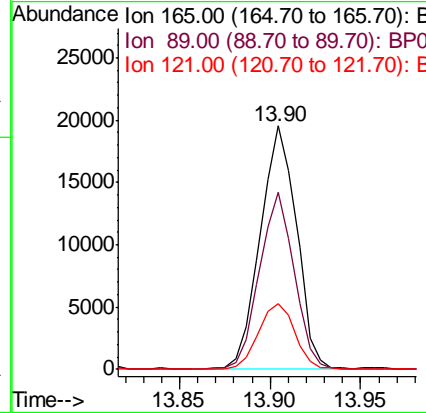
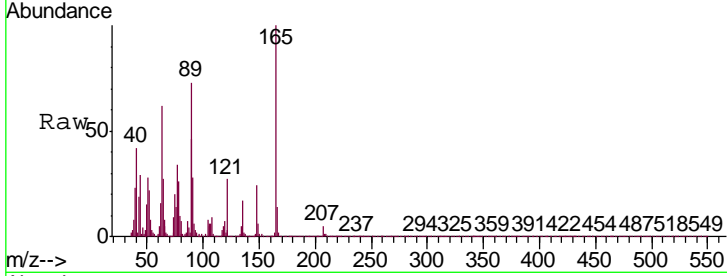




#46  
 2,6-Dinitrotoluene  
 Concen: 2.436 ng/ul  
 RT: 13.90 min Scan# 1822  
 Delta R.T. 0.00 min  
 Lab File: BP001749.D  
 Acq: 14 Feb 2020 17:13

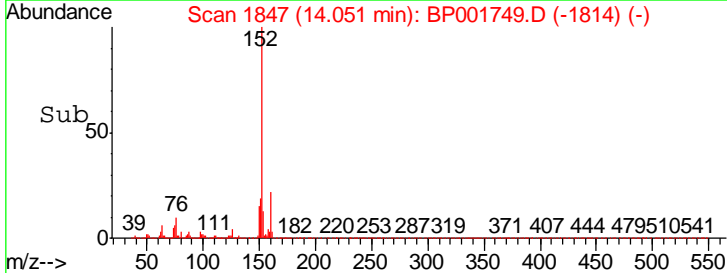
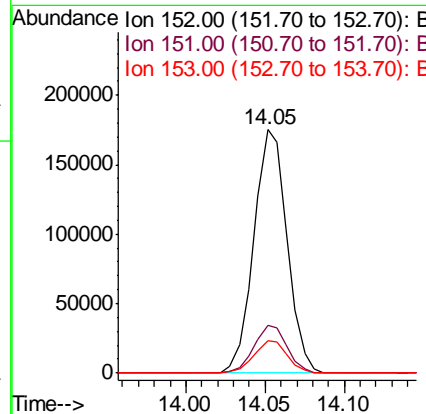
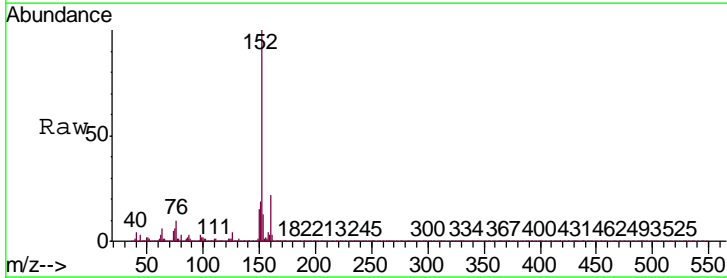
**Instrument :**  
 BNA\_P  
**ClientSampled :**  
 MDL-WATER-02

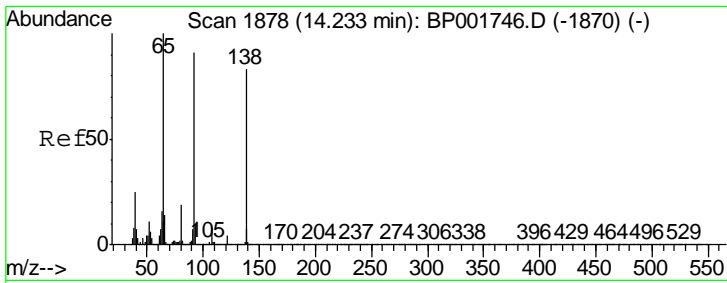
Tgt Ion	Resp	Lower	Upper
165	27221		
89	72.9	46.6	70.0#
121	26.9	17.4	26.0#



#48  
 Acenaphthylene  
 Concen: 3.425 ng/ul  
 RT: 14.05 min Scan# 1847  
 Delta R.T. -0.01 min  
 Lab File: BP001749.D  
 Acq: 14 Feb 2020 17:13

Tgt Ion	Resp	Lower	Upper
152	255014		
151	19.4	15.9	23.9
153	13.1	10.6	16.0

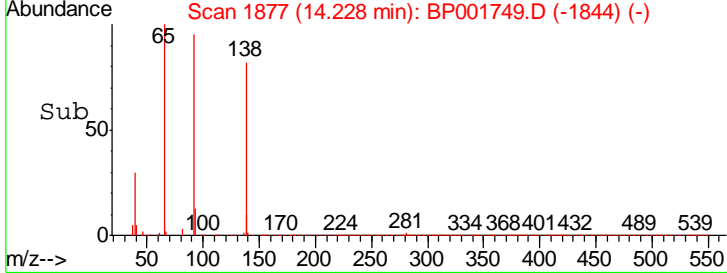
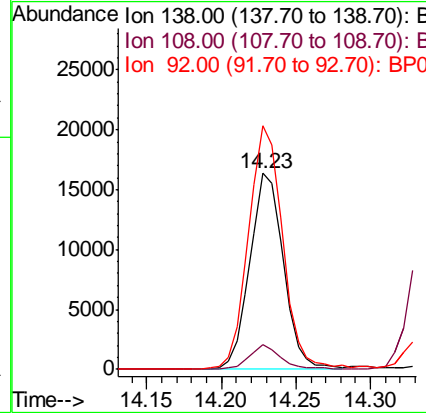
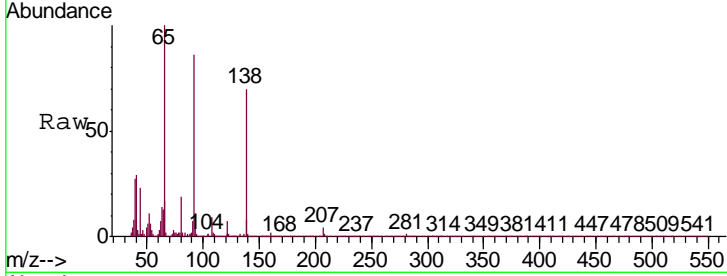




#49  
 3-Nitroaniline  
 Concen: 2.363 ng/ul  
 RT: 14.23 min Scan# 1877  
 Delta R.T. -0.01 min  
 Lab File: BP001749.D  
 Acq: 14 Feb 2020 17:13

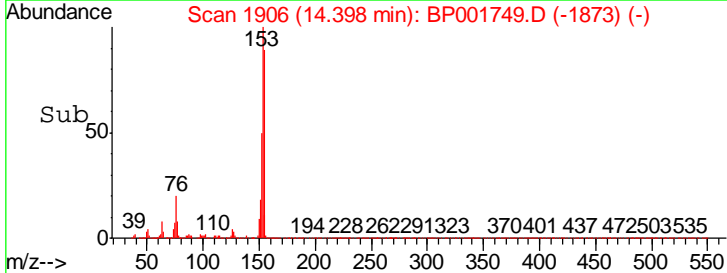
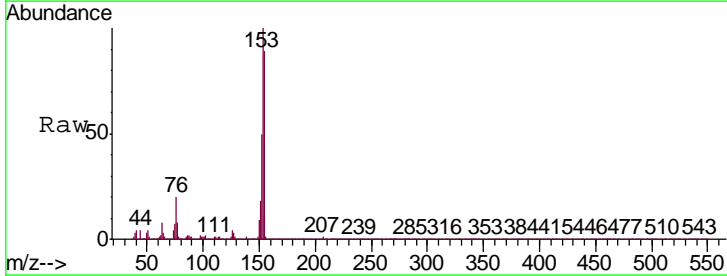
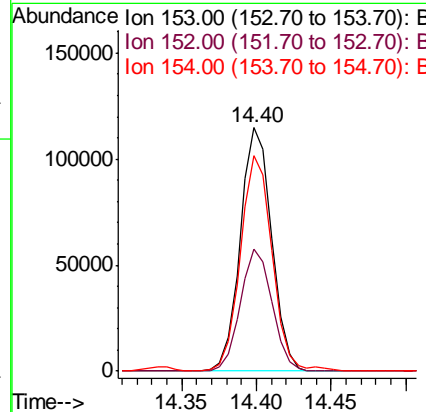
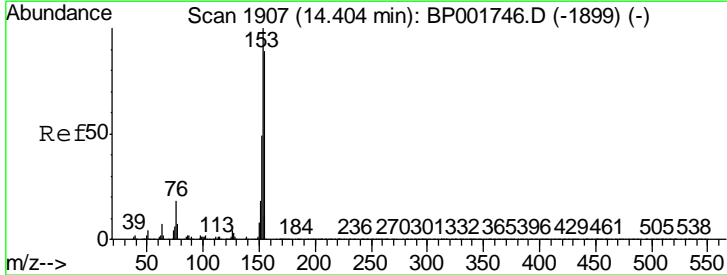
Instrument :  
 BNA\_P  
 ClientSampleId :  
 MDL-WATER-02

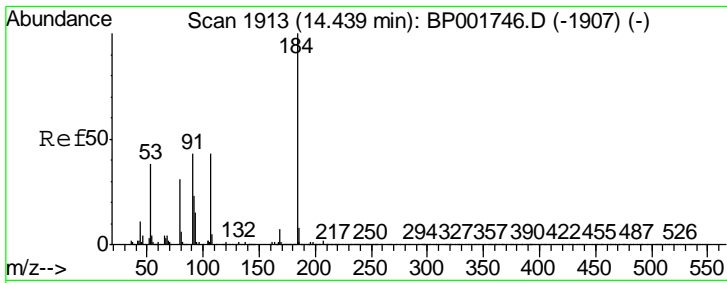
Tgt Ion	Resp	Lower	Upper
138	25605		
108	12.8	7.8	11.6#
92	124.2	87.6	131.4



#50  
 Acenaphthene  
 Concen: 3.355 ng/ul  
 RT: 14.40 min Scan# 1906  
 Delta R.T. -0.01 min  
 Lab File: BP001749.D  
 Acq: 14 Feb 2020 17:13

Tgt Ion	Resp	Lower	Upper
153	167581		
152	50.0	39.4	59.2
154	88.5	70.8	106.2

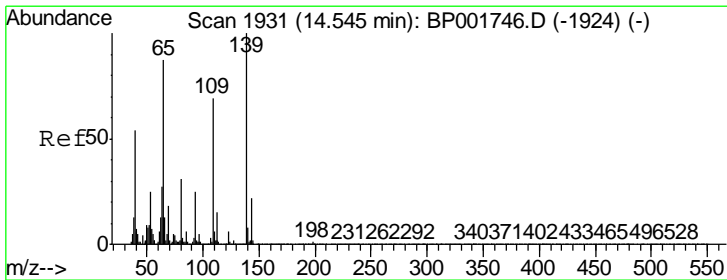
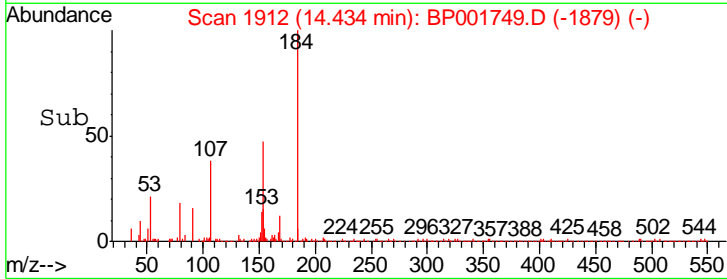
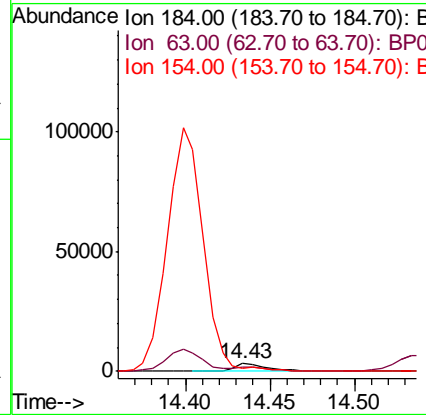
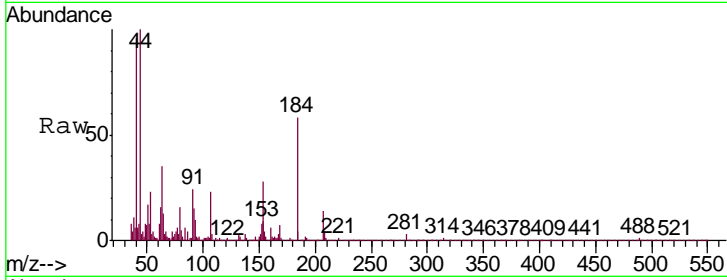




#51  
 2,4-Dinitrophenol  
 Concen: 1.167 ng/ul  
 RT: 14.43 min Scan# 1912  
 Delta R.T. -0.01 min  
 Lab File: BP001749.D  
 Acq: 14 Feb 2020 17:13

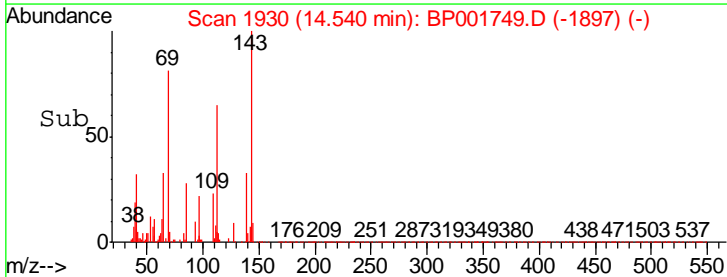
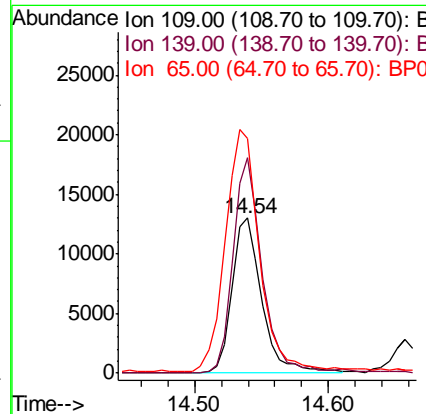
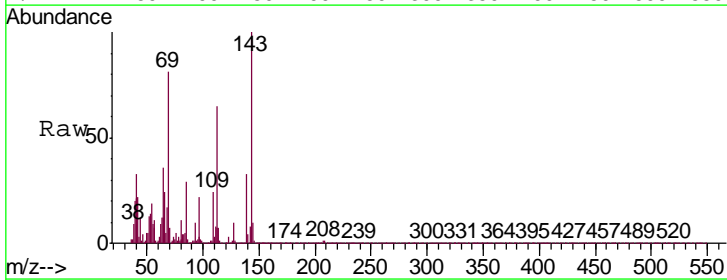
Instrument :  
 BNA\_P  
 ClientSampleId :  
 MDL-WATER-02

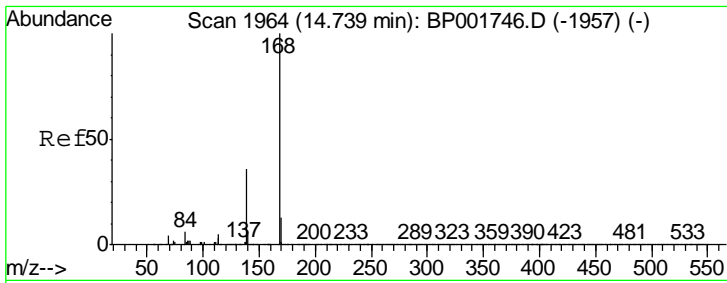
Tgt Ion	Resp	Lower	Upper
184	4720		
63	59.6	51.1	76.7
154	47.5	46.6	70.0



#53  
 4-Nitrophenol  
 Concen: 2.563 ng/ul  
 RT: 14.54 min Scan# 1930  
 Delta R.T. -0.01 min  
 Lab File: BP001749.D  
 Acq: 14 Feb 2020 17:13

Tgt Ion	Resp	Lower	Upper
109 <td>20287</td> <td></td> <td></td>	20287		
139 <td>138.7</td> <td>112.7</td> <td>169.1</td>	138.7	112.7	169.1
65 <td>151.4</td> <td>104.1</td> <td>156.1</td>	151.4	104.1	156.1

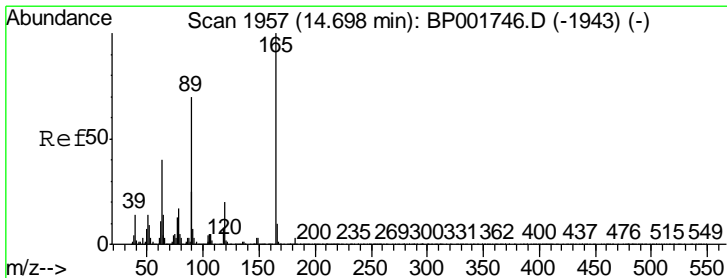
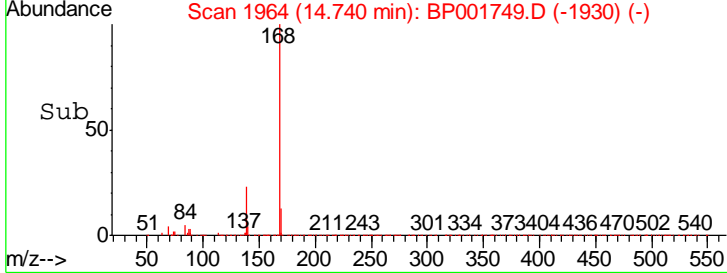
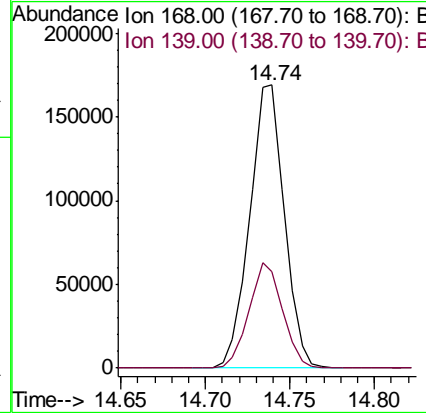
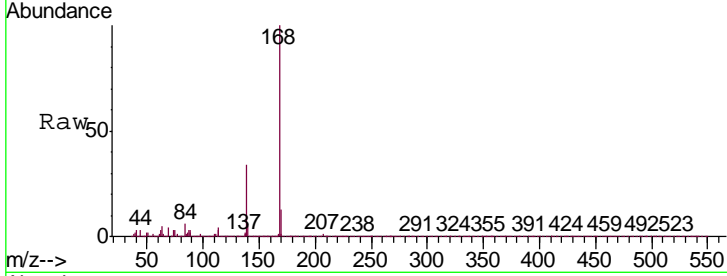




#54  
 Dibenzofuran  
 Concen: 3.438 ng/ul  
 RT: 14.74 min Scan# 1964  
 Delta R.T. 0.00 min  
 Lab File: BP001749.D  
 Acq: 14 Feb 2020 17:13

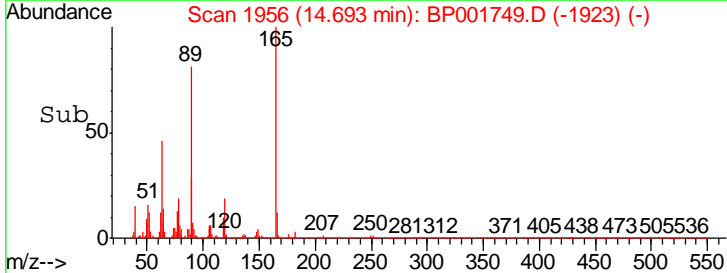
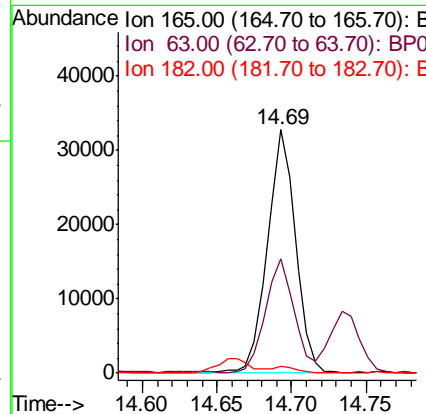
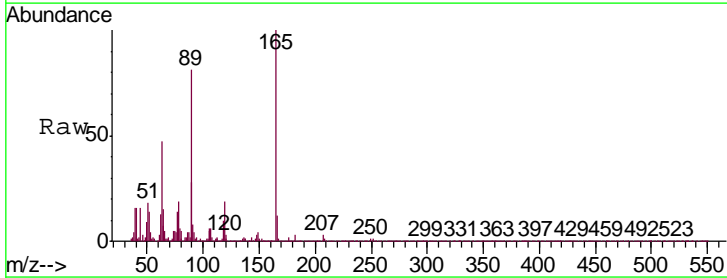
Instrument :  
 BNA\_P  
 ClientSampled :  
 MDL-WATER-02

Tgt Ion	Resp	Lower	Upper
168	100		
139	34.2	29.0	43.4

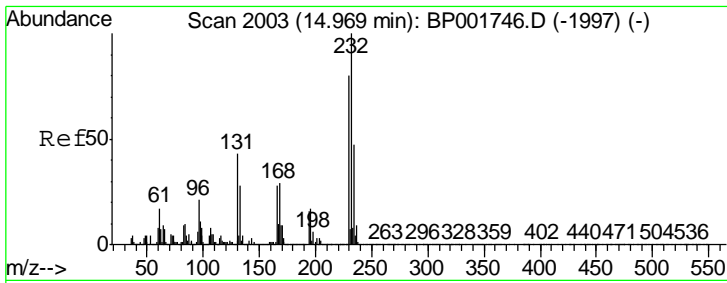


#55  
 2,4-Dinitrotoluene  
 Concen: 2.596 ng/ul  
 RT: 14.69 min Scan# 1956  
 Delta R.T. -0.01 min  
 Lab File: BP001749.D  
 Acq: 14 Feb 2020 17:13

Tgt Ion	Resp	Lower	Upper
165	100		
63	46.8	31.4	47.2
182	2.7	2.4	3.6



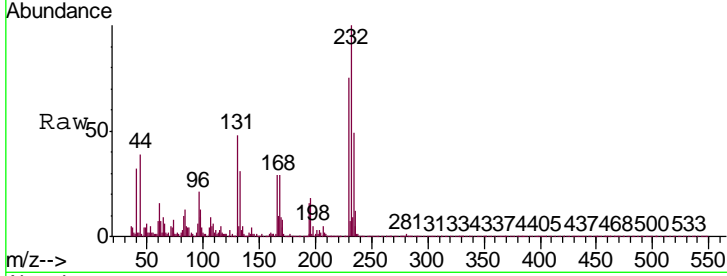




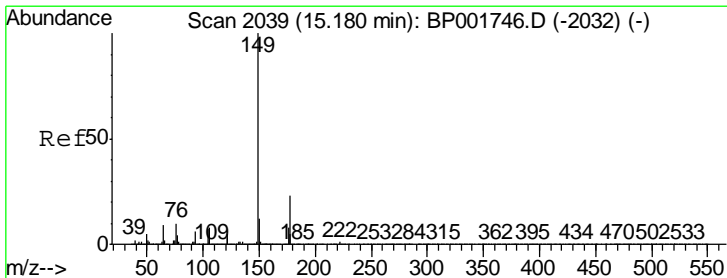
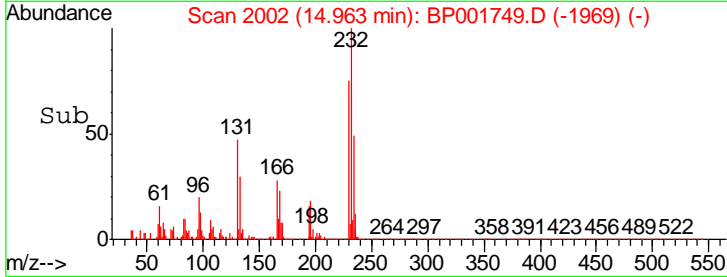
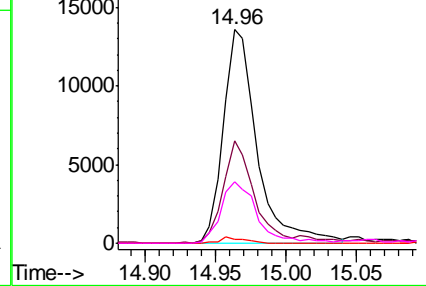
#56  
 2,3,4,6-Tetrachlorophenol  
 Concen: 1.954 ng/ul  
 RT: 14.96 min Scan# 2002  
 Delta R.T. -0.01 min  
 Lab File: BP001749.D  
 Acq: 14 Feb 2020 17:13

Instrument :  
 BNA\_P  
 ClientSampleId :  
 MDL-WATER-02

Tgt Ion	Resp	Lower	Upper
232	100		
131	47.7	34.3	51.5
130	1.6	1.8	2.8#
166	28.7	24.1	36.1

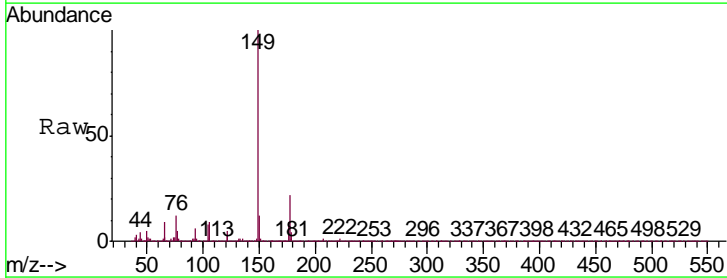


Abundance Ion 232.00 (231.70 to 232.70): E  
 Ion 131.00 (130.70 to 131.70): E  
 Ion 130.00 (129.70 to 130.70): E  
 Ion 166.00 (165.70 to 166.70): E

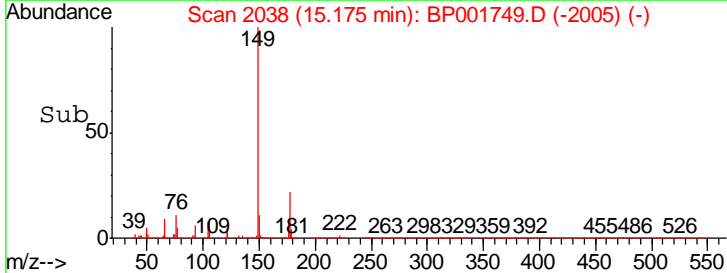
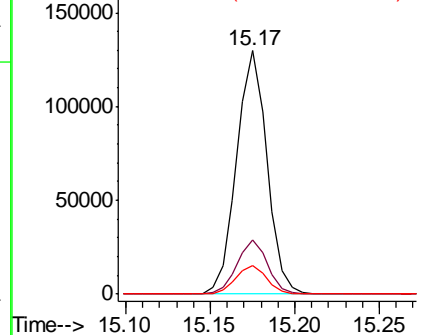


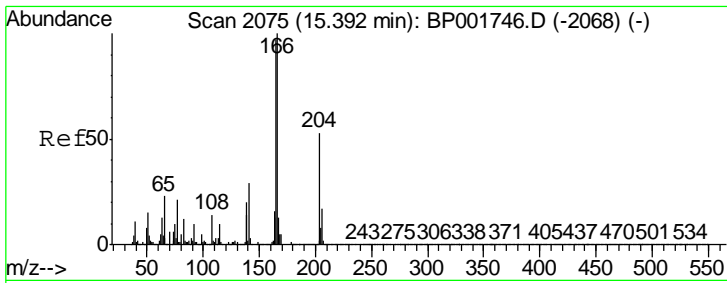
#57  
 Diethylphthalate  
 Concen: 2.898 ng/ul  
 RT: 15.17 min Scan# 2038  
 Delta R.T. -0.01 min  
 Lab File: BP001749.D  
 Acq: 14 Feb 2020 17:13

Tgt Ion	Resp	Lower	Upper
149	100		
177	22.3	18.6	28.0
150	11.5	9.8	14.6



Abundance Ion 149.00 (148.70 to 149.70): E  
 Ion 177.00 (176.70 to 177.70): E  
 Ion 150.00 (149.70 to 150.70): E

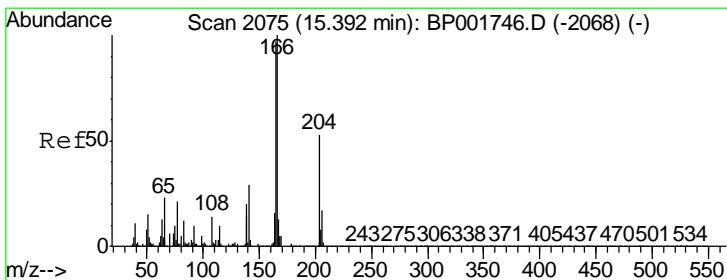
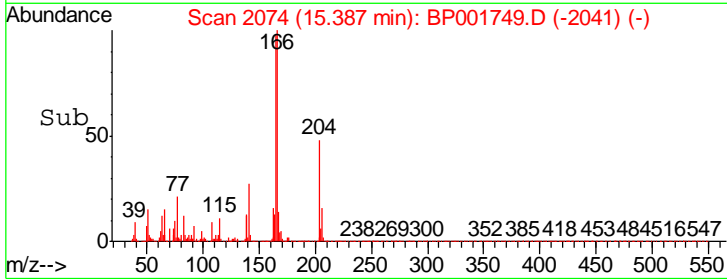
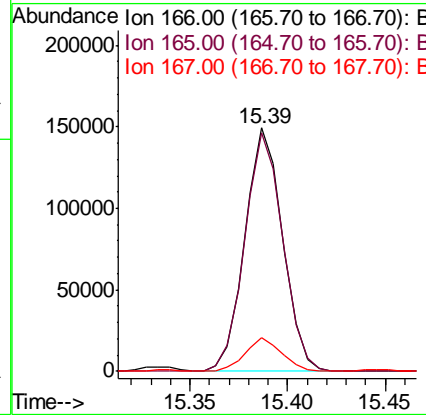
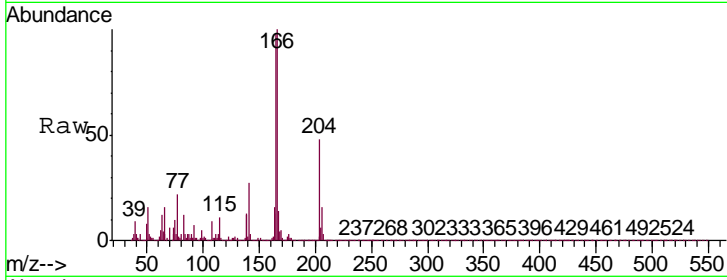




#59  
 Fluorene  
 Concen: 3.419 ng/ul  
 RT: 15.39 min Scan# 2074  
 Delta R.T. -0.01 min  
 Lab File: BP001749.D  
 Acq: 14 Feb 2020 17:13

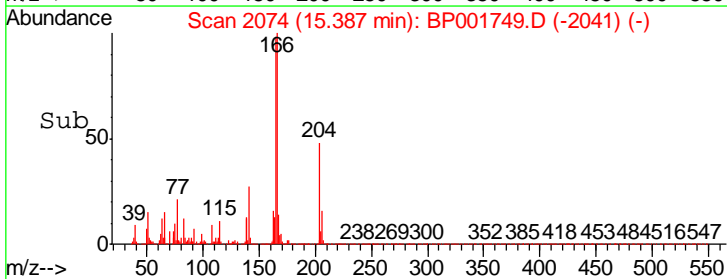
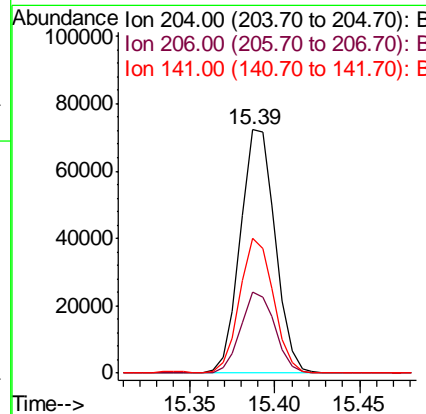
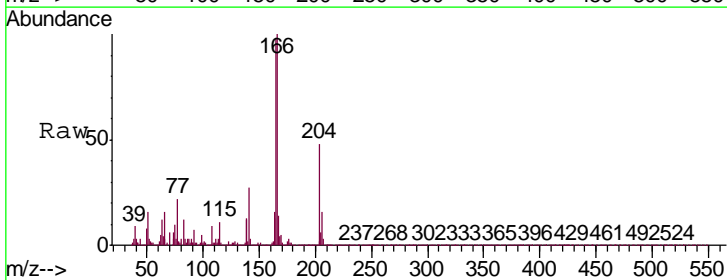
Instrument :  
 BNA\_P  
 ClientSampled :  
 MDL-WATER-02

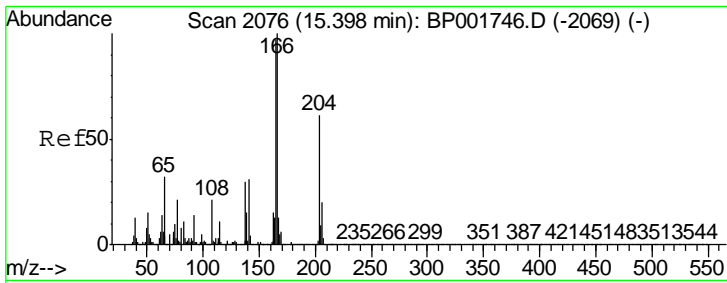
Tgt Ion	Resp	Lower	Upper
166	200046		
165	97.7	77.9	116.9
167	14.1	11.0	16.4



#60  
 4-Chlorophenyl-phenylether  
 Concen: 3.506 ng/ul  
 RT: 15.39 min Scan# 2074  
 Delta R.T. -0.01 min  
 Lab File: BP001749.D  
 Acq: 14 Feb 2020 17:13

Tgt Ion	Resp	Lower	Upper
204	103762		
206	33.2	26.5	39.7
141	55.2	43.4	65.0

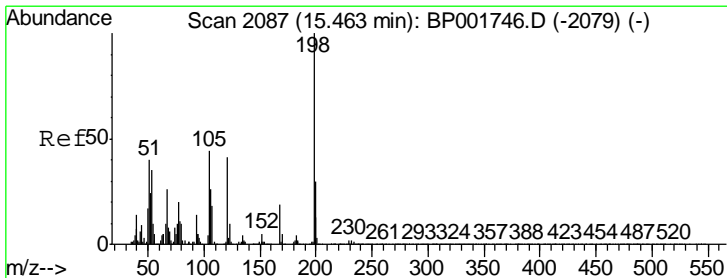
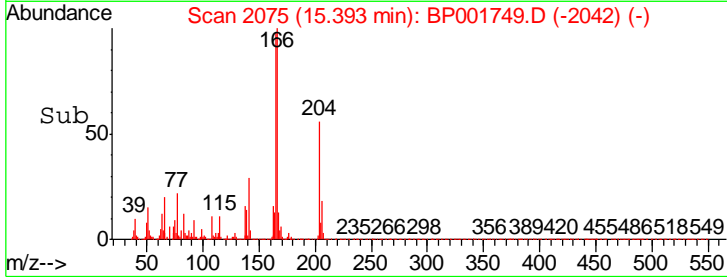
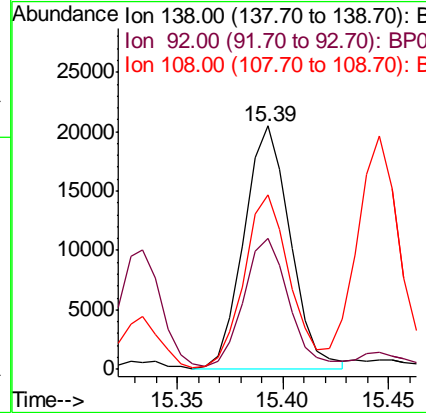
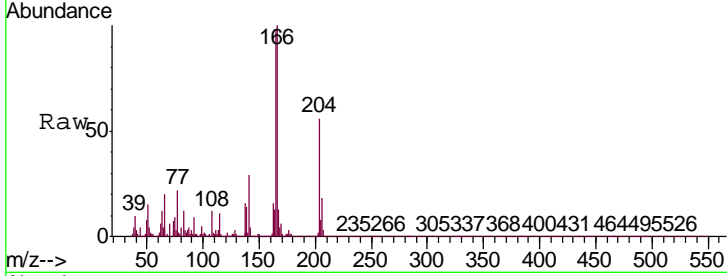




#61  
 4-Nitroaniline  
 Concen: 2.363 ng/ul  
 RT: 15.39 min Scan# 2075  
 Delta R.T. -0.01 min  
 Lab File: BP001749.D  
 Acq: 14 Feb 2020 17:13

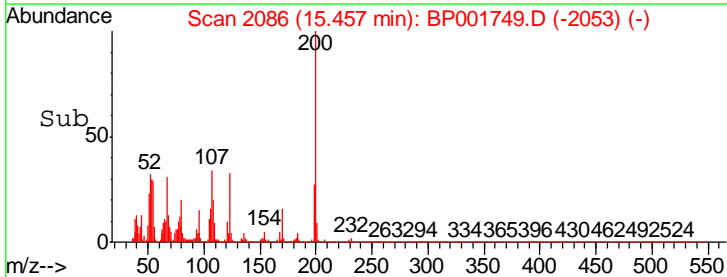
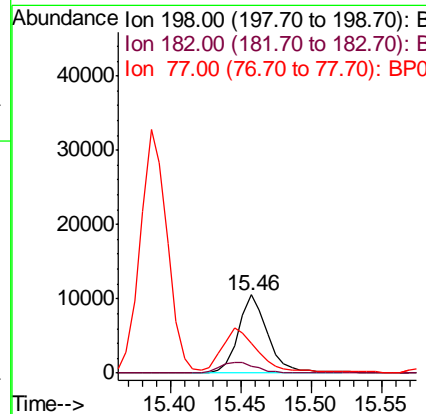
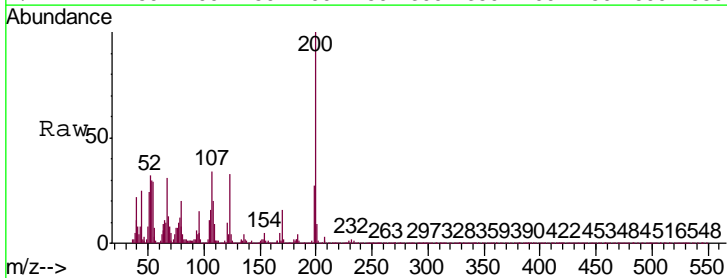
Instrument :  
 BNA\_P  
 ClientSampleID :  
 MDL-WATER-02

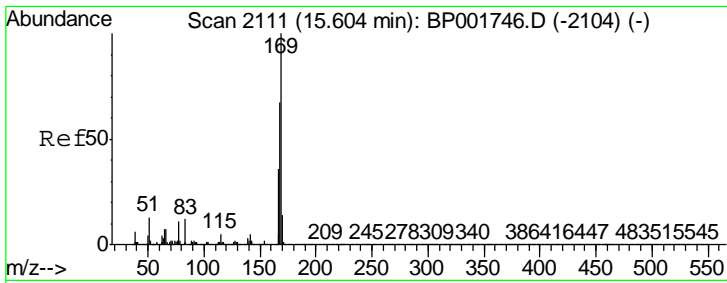
Tgt Ion	Resp	Lower	Upper
138	31064		
92	53.8	38.8	58.2
108	71.5	57.8	86.6



#64  
 4,6-Dinitro-2-methylphenol  
 Concen: 1.990 ng/ul  
 RT: 15.46 min Scan# 2086  
 Delta R.T. -0.01 min  
 Lab File: BP001749.D  
 Acq: 14 Feb 2020 17:13

Tgt Ion	Resp	Lower	Upper
198	15493		
182	9.2	3.2	4.8#
77	39.0	17.7	26.5#

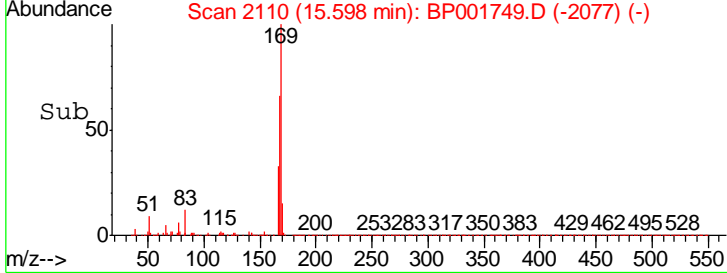
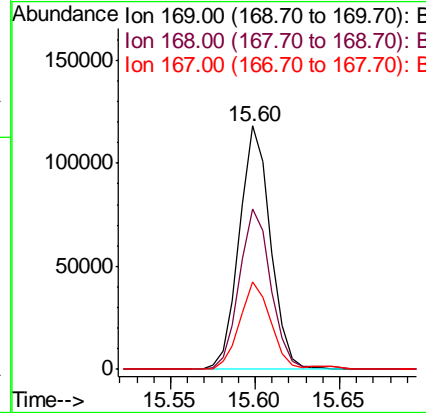
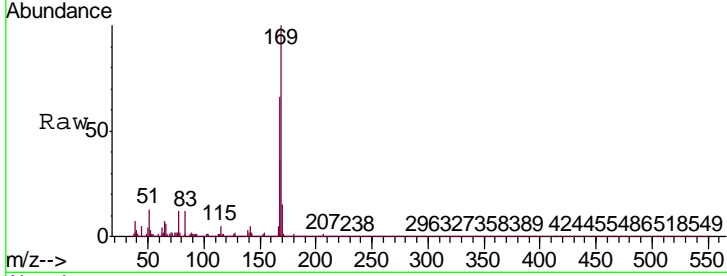




#65  
 N-Nitrosodiphenylamine  
 Concen: 3.132 ng/ul  
 RT: 15.60 min Scan# 2110  
 Delta R.T. -0.01 min  
 Lab File: BP001749.D  
 Acq: 14 Feb 2020 17:13

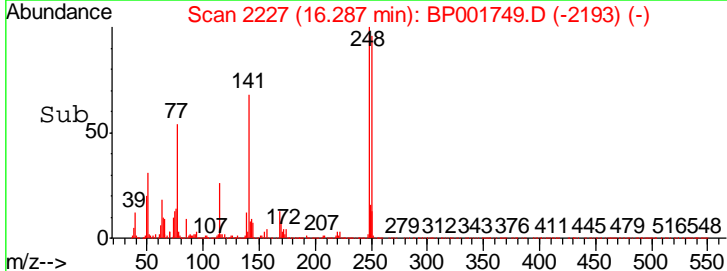
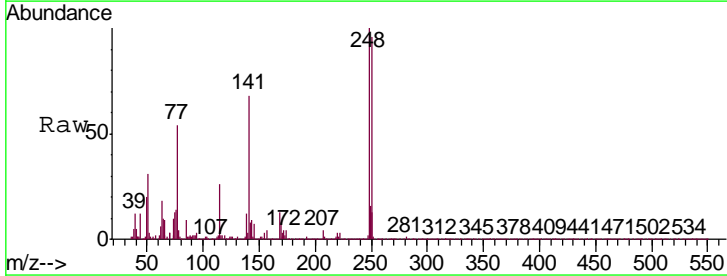
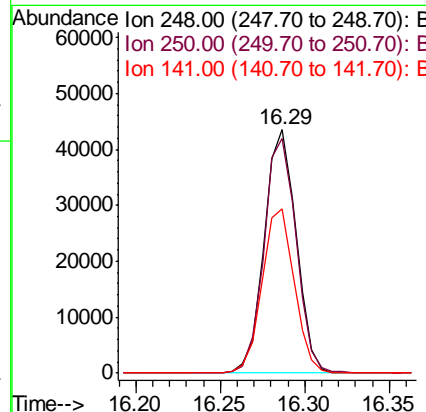
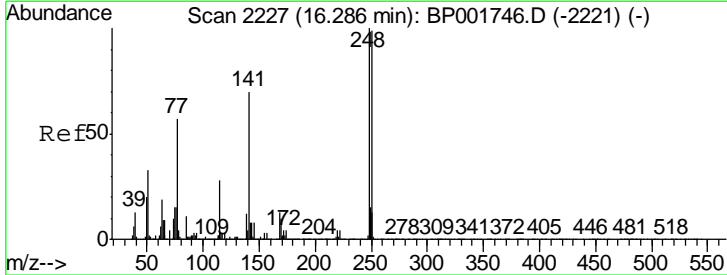
Instrument :  
 BNA\_P  
 ClientSampleId :  
 MDL-WATER-02

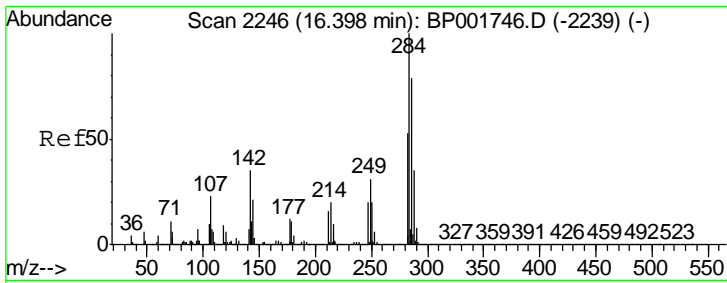
Tgt Ion	Resp	Lower	Upper
169	151643		
168	65.7	54.1	81.1
167	35.7	28.9	43.3



#66  
 4-Bromophenyl-phenylether  
 Concen: 3.134 ng/ul  
 RT: 16.29 min Scan# 2227  
 Delta R.T. 0.00 min  
 Lab File: BP001749.D  
 Acq: 14 Feb 2020 17:13

Tgt Ion	Resp	Lower	Upper
248	57082		
250	96.3	77.4	116.0
141	67.6	56.1	84.1

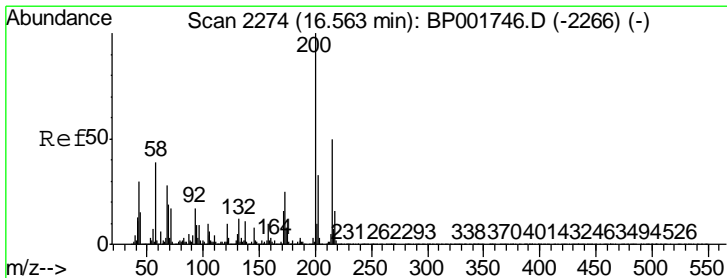
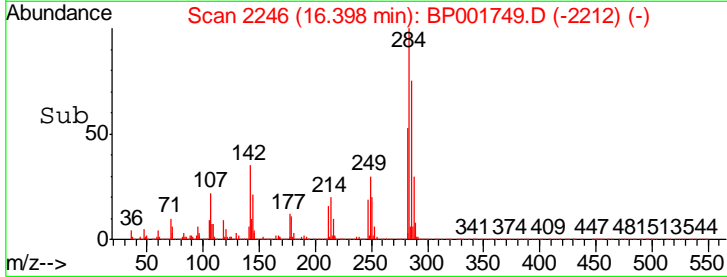
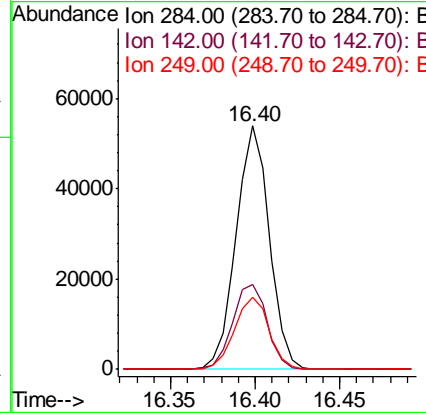
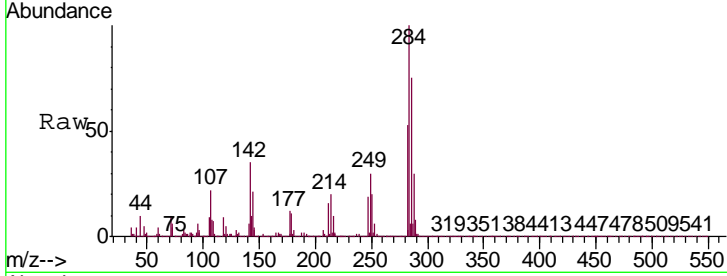




#67  
 Hexachlorobenzene  
 Concen: 3.422 ng/ul  
 RT: 16.40 min Scan# 2246  
 Delta R.T. 0.00 min  
 Lab File: BP001749.D  
 Acq: 14 Feb 2020 17:13

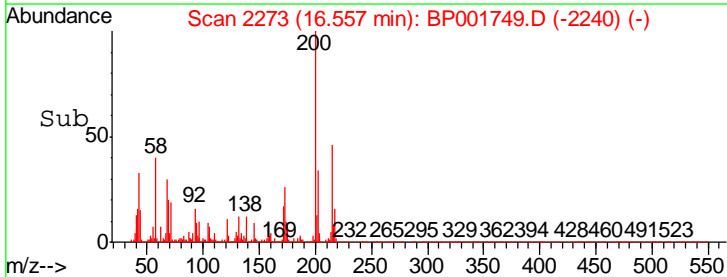
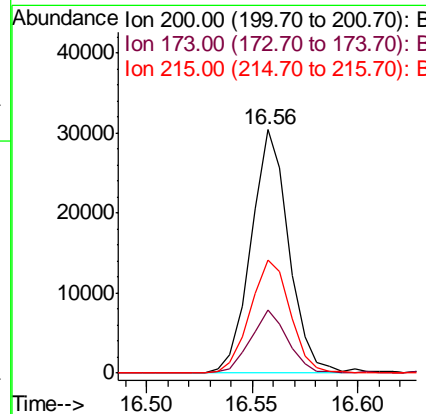
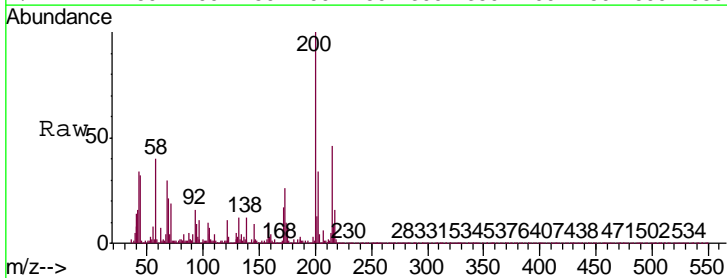
Instrument :  
 BNA\_P  
 ClientSampleId :  
 MDL-WATER-02

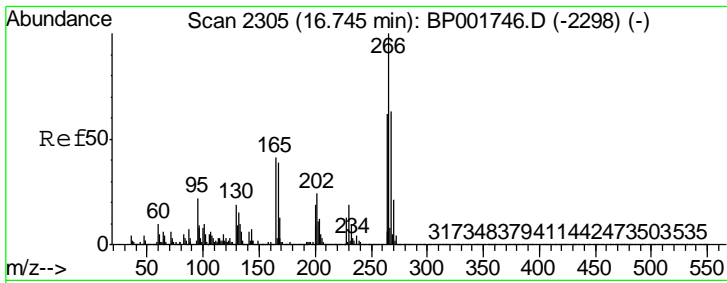
Tgt Ion	Resp	Lower	Upper
284	73666		
142	34.9	28.3	42.5
249	31.8	24.5	36.7



#68  
 Atrazine  
 Concen: 2.081 ng/ul  
 RT: 16.56 min Scan# 2273  
 Delta R.T. -0.01 min  
 Lab File: BP001749.D  
 Acq: 14 Feb 2020 17:13

Tgt Ion	Resp	Lower	Upper
200	37682		
173	26.1	19.9	29.9
215	46.4	39.5	59.3

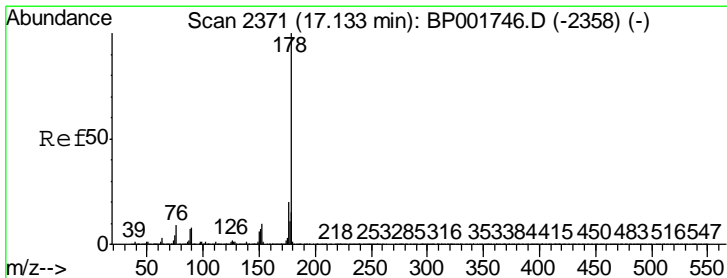
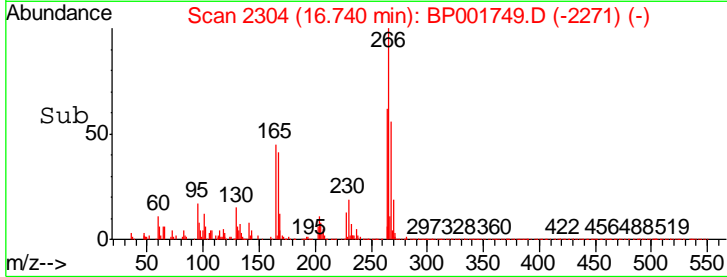
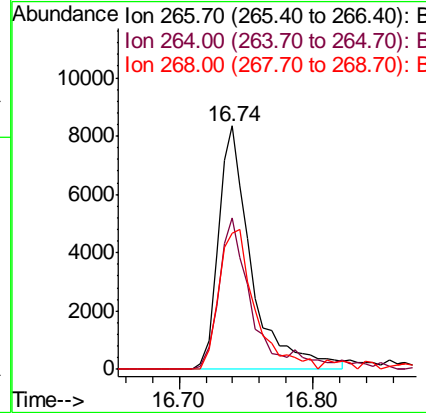
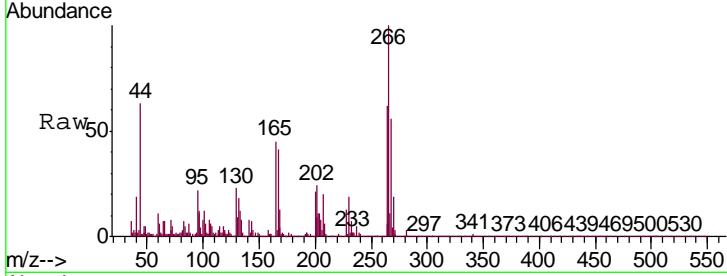




#69  
 Pentachlorophenol  
 Concen: 1.389 ng/ul  
 RT: 16.74 min Scan# 2304  
 Delta R.T. -0.01 min  
 Lab File: BP001749.D  
 Acq: 14 Feb 2020 17:13

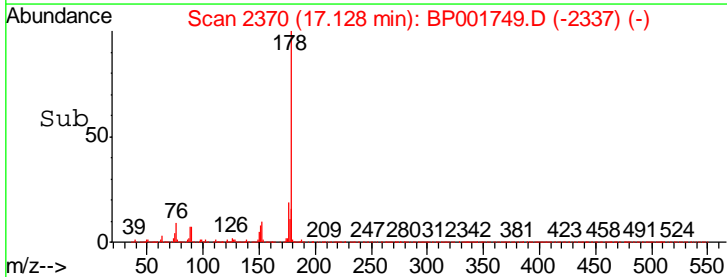
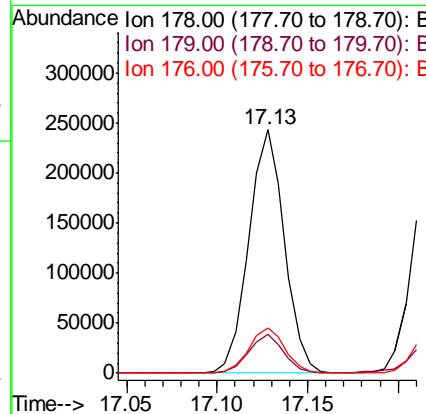
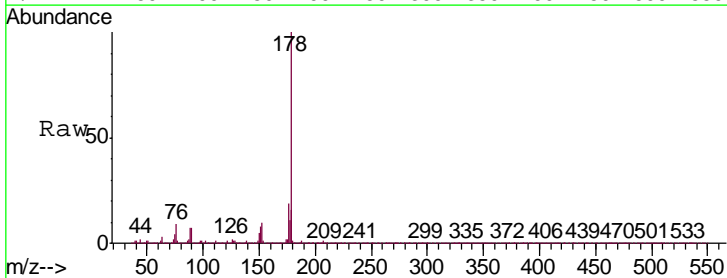
Instrument :  
 BNA\_P  
 ClientSampleId :  
 MDL-WATER-02

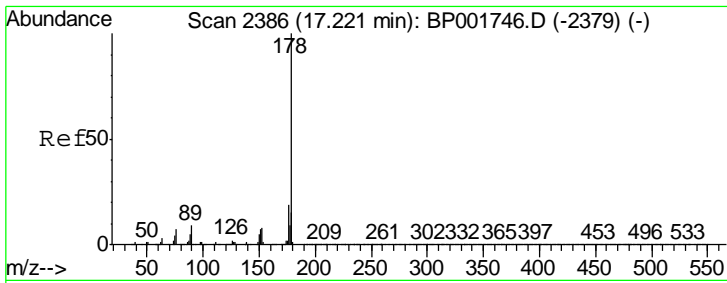
Tgt Ion	Resp	Lower	Upper
266	14504		
264	62.0	51.0	76.4
268	59.9	50.8	76.2



#70  
 Phenanthrene  
 Concen: 3.434 ng/ul  
 RT: 17.13 min Scan# 2370  
 Delta R.T. -0.01 min  
 Lab File: BP001749.D  
 Acq: 14 Feb 2020 17:13

Tgt Ion	Resp	Lower	Upper
178	330885		
179	15.9	12.3	18.5
176	18.6	15.1	22.7

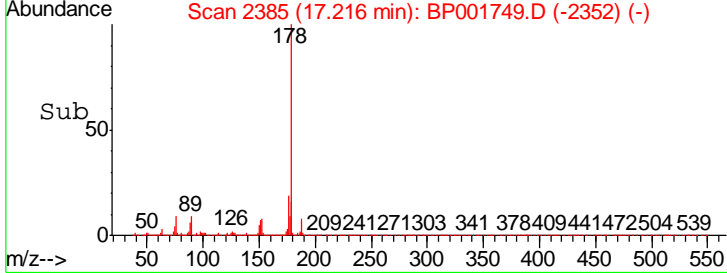
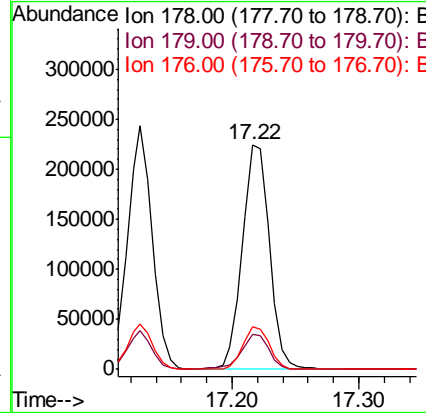
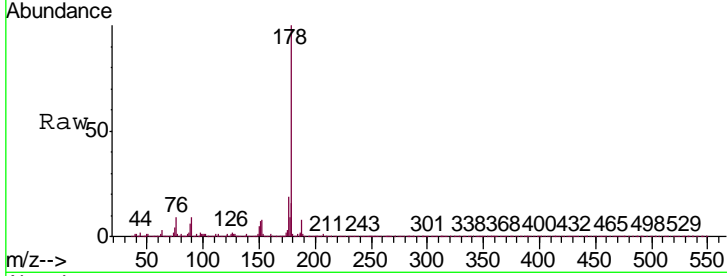




#72  
 Anthracene  
 Concen: 3.429 ng/ul  
 RT: 17.22 min Scan# 2385  
 Delta R.T. -0.01 min  
 Lab File: BP001749.D  
 Acq: 14 Feb 2020 17:13

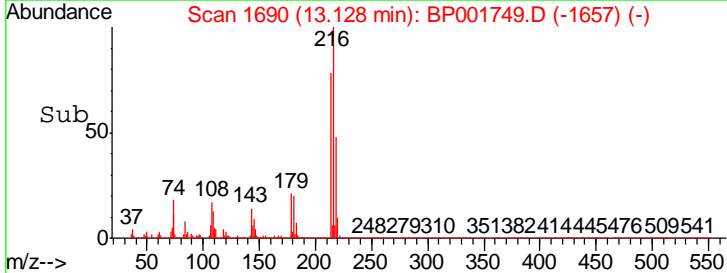
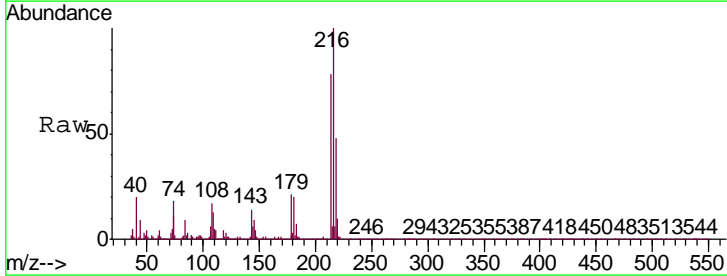
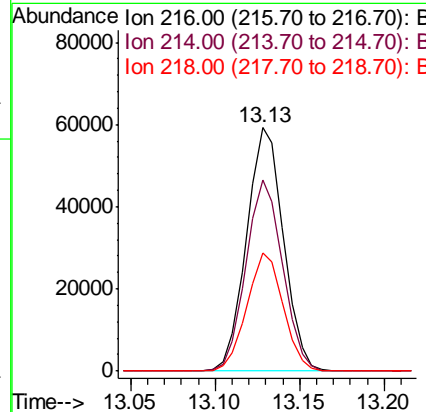
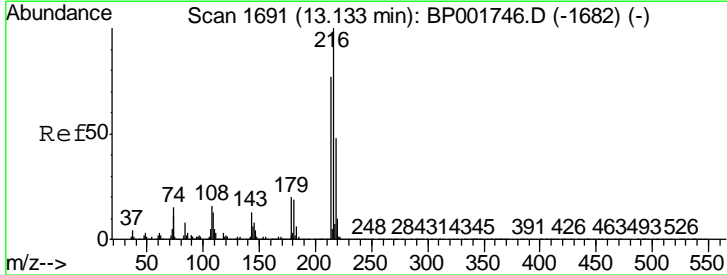
Instrument :  
 BNA\_P  
 ClientSampled :  
 MDL-WATER-02

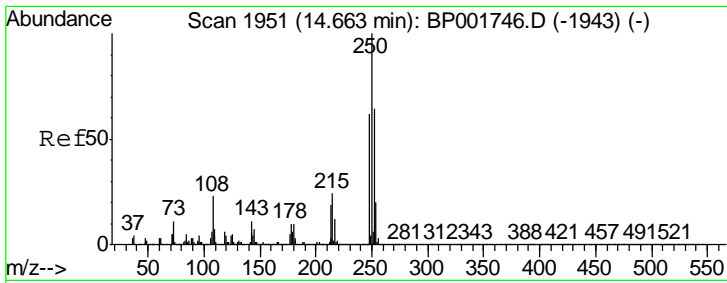
Tgt Ion	Resp	Lower	Upper
178	331944		
179	15.7	12.2	18.2
176	18.8	15.0	22.4



#73  
 1,2,3,4-Tetrachlorobenzene  
 Concen: 3.505 ng/uL  
 RT: 13.13 min Scan# 1690  
 Delta R.T. -0.01 min  
 Lab File: BP001749.D  
 Acq: 14 Feb 2020 17:13

Tgt Ion	Resp	Lower	Upper
216	90212		
214	78.3	62.2	93.2
218	48.4	37.8	56.6

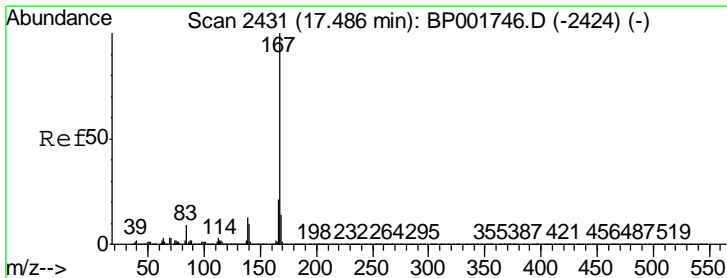
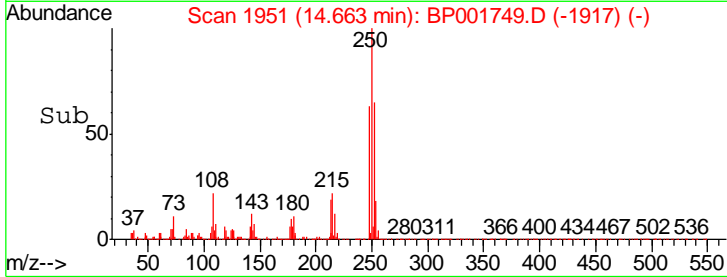
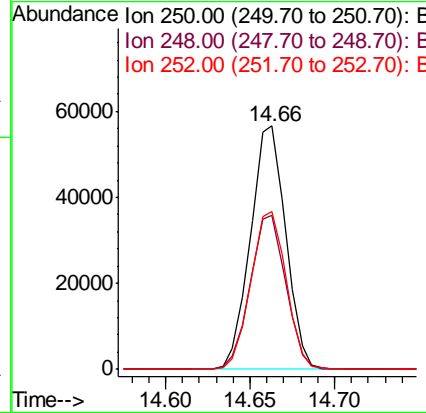
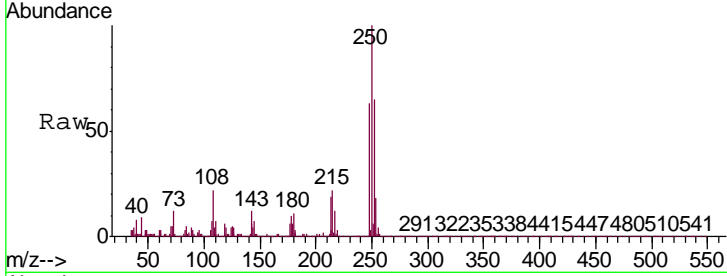




#74  
 Pentachlorobenzene  
 Concen: 3.155 ng/uL  
 RT: 14.66 min Scan# 1951  
 Delta R.T. 0.00 min  
 Lab File: BP001749.D  
 Acq: 14 Feb 2020 17:13

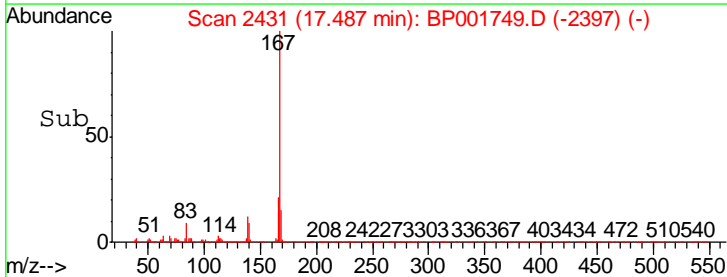
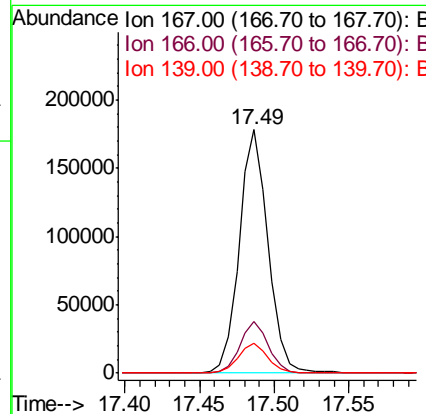
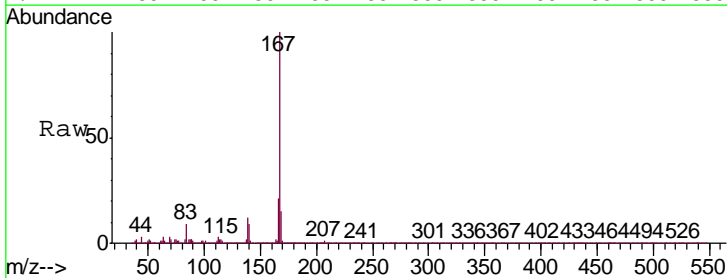
Instrument :  
 BNA\_P  
 ClientSampleId :  
 MDL-WATER-02

Tgt Ion	Resp	Lower	Upper
250	100		
248	63.0	51.1	76.7
252	65.1	51.4	77.2

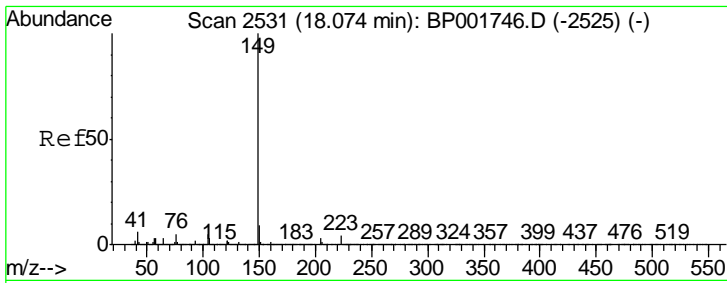


#75  
 Carbazole  
 Concen: 2.915 ng/ul  
 RT: 17.49 min Scan# 2431  
 Delta R.T. 0.00 min  
 Lab File: BP001749.D  
 Acq: 14 Feb 2020 17:13

Tgt Ion	Resp	Lower	Upper
167	100		
166	21.2	16.8	25.2
139	12.4	10.2	15.2



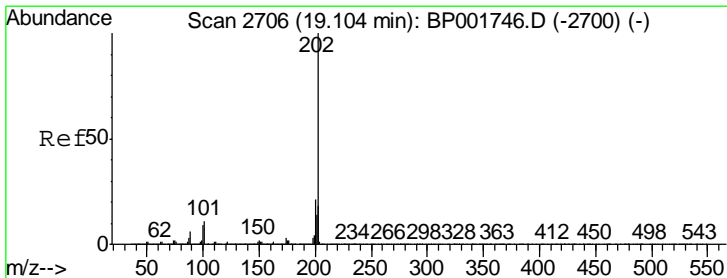
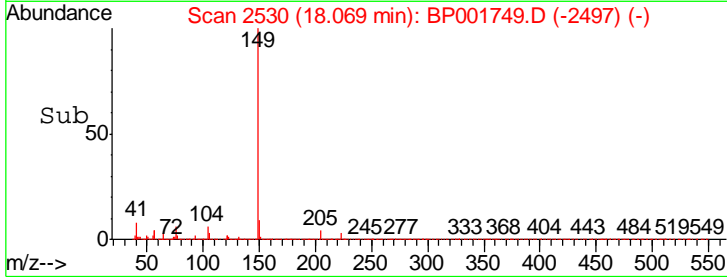
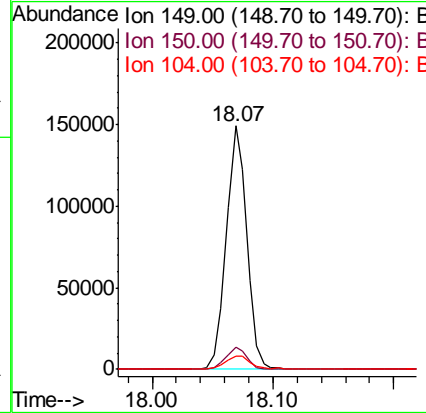
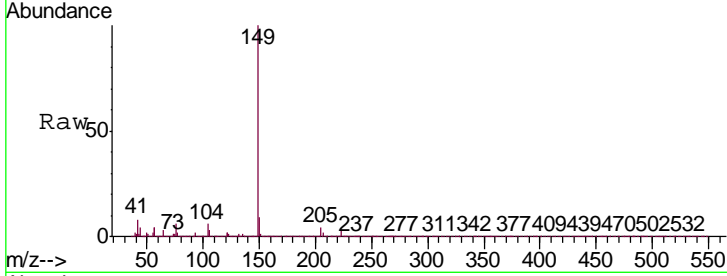




#76  
 Di-n-butylphthalate  
 Concen: 2.027 ng/ul  
 RT: 18.07 min Scan# 2530  
 Delta R.T. -0.01 min  
 Lab File: BP001749.D  
 Acq: 14 Feb 2020 17:13

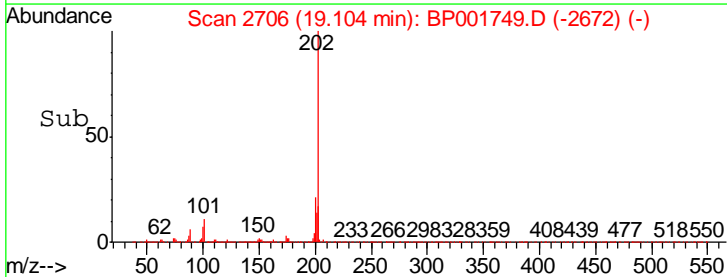
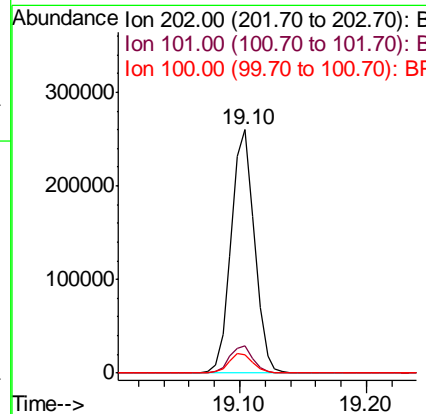
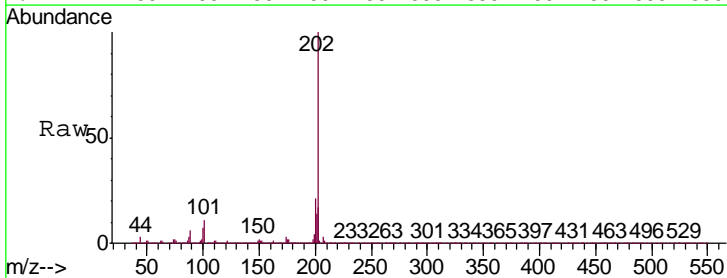
Instrument :  
 BNA\_P  
 ClientSampled :  
 MDL-WATER-02

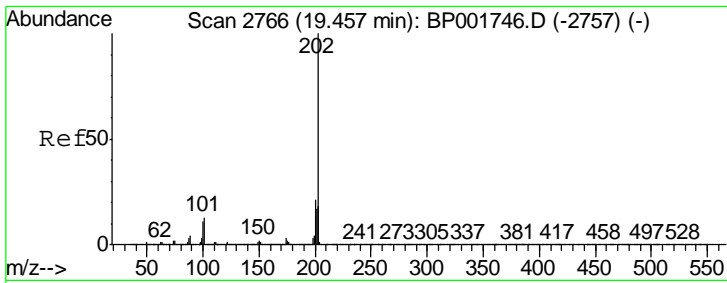
Tgt Ion	Resp	Lower	Upper
149	174720		
150	9.2	7.4	11.2
104	5.7	4.2	6.2



#77  
 Fluoranthene  
 Concen: 3.097 ng/ul  
 RT: 19.10 min Scan# 2706  
 Delta R.T. 0.00 min  
 Lab File: BP001749.D  
 Acq: 14 Feb 2020 17:13

Tgt Ion	Resp	Lower	Upper
202	328927		
101	11.1	8.9	13.3
100	7.5	6.9	10.3

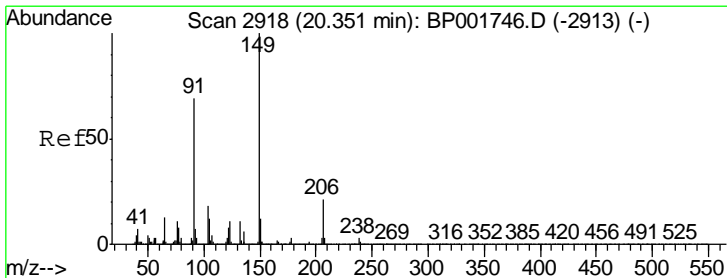
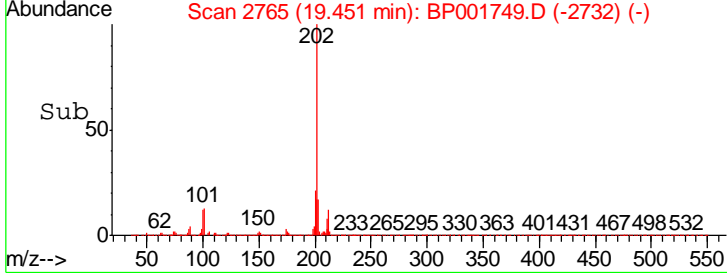
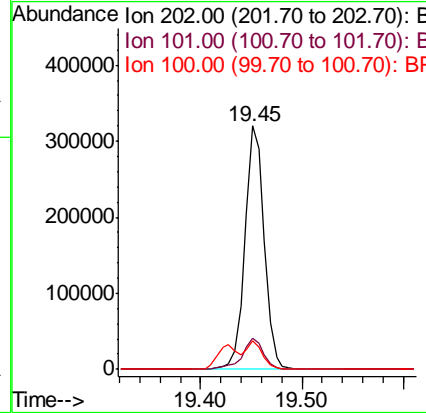
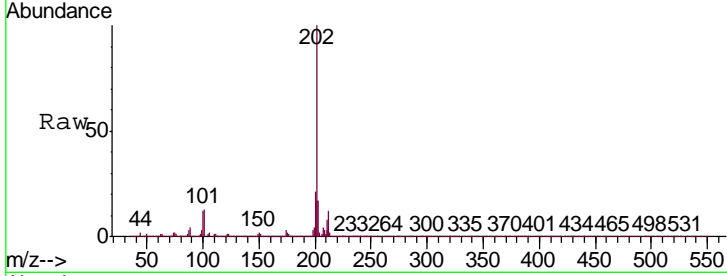




#80  
 Pyrene  
 Concen: 3.483 ng/ul  
 RT: 19.45 min Scan# 2765  
 Delta R.T. -0.01 min  
 Lab File: BP001749.D  
 Acq: 14 Feb 2020 17:13

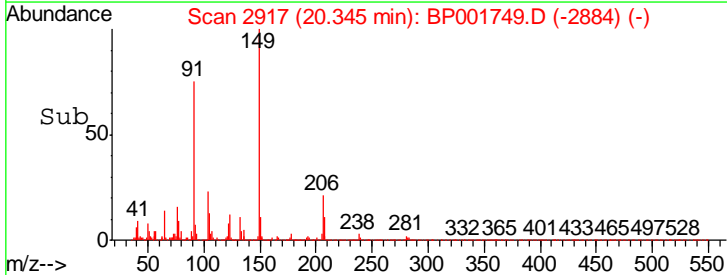
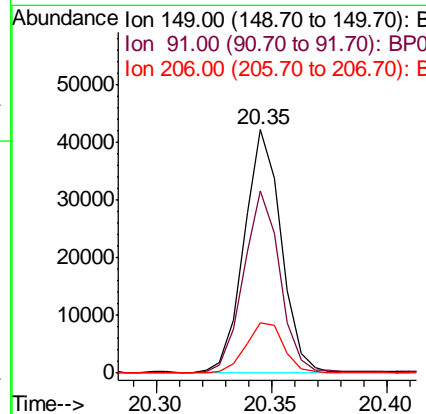
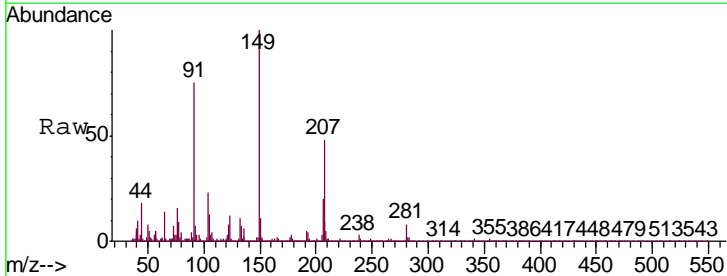
Instrument :  
 BNA\_P  
 ClientSampleId :  
 MDL-WATER-02

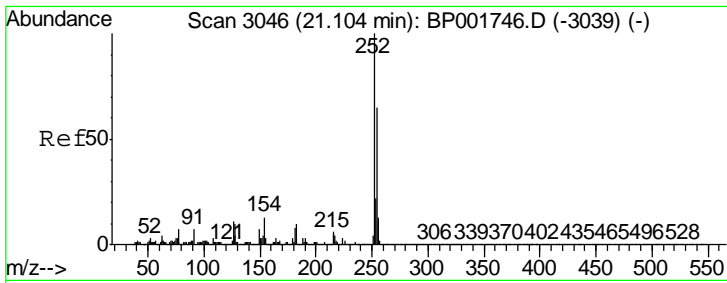
Tgt Ion	Resp	Lower	Upper
202	419974		
101	12.7	10.2	15.2
100	11.7	8.4	12.6



#81  
 Butylbenzylphthalate  
 Concen: 1.317 ng/ul  
 RT: 20.35 min Scan# 2917  
 Delta R.T. -0.01 min  
 Lab File: BP001749.D  
 Acq: 14 Feb 2020 17:13

Tgt Ion	Resp	Lower	Upper
149	47094		
91	74.7	55.9	83.9
206	20.4	17.9	26.9

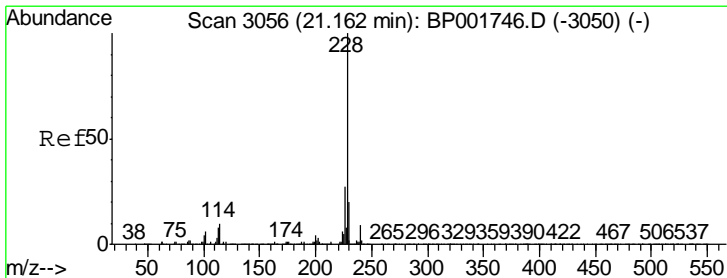
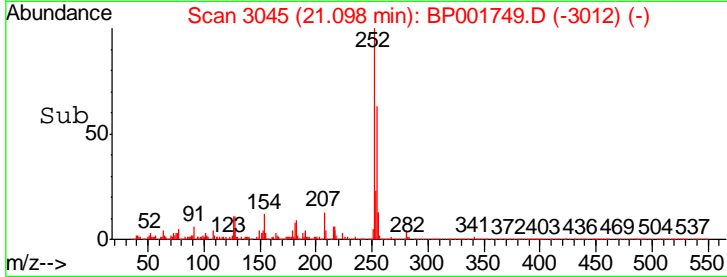
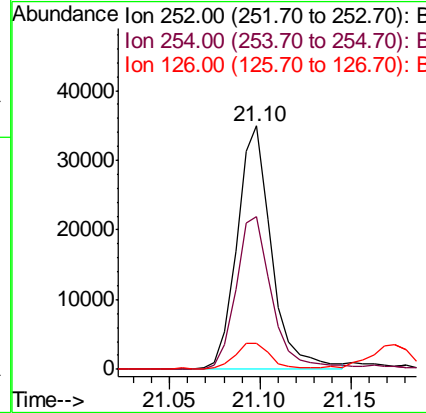
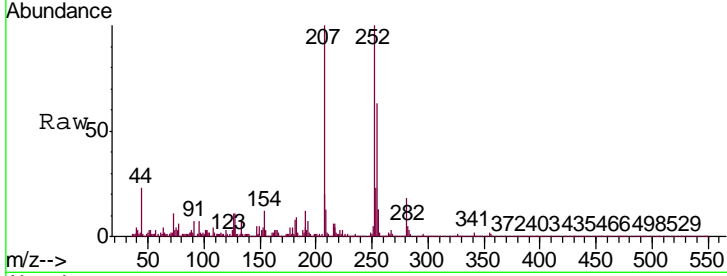




#82  
 3,3'-Dichlorobenzidine  
 Concen: 1.252 ng/ul  
 RT: 21.10 min Scan# 3045  
 Delta R.T. -0.01 min  
 Lab File: BP001749.D  
 Acq: 14 Feb 2020 17:13

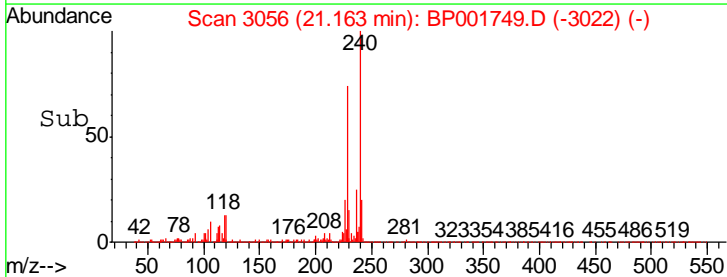
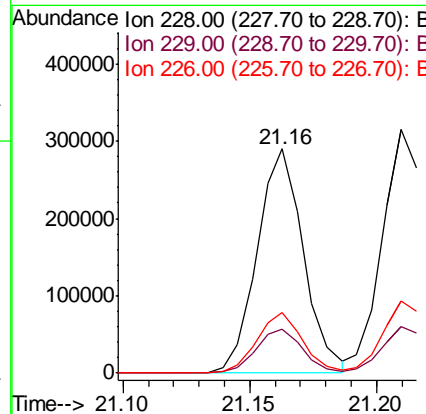
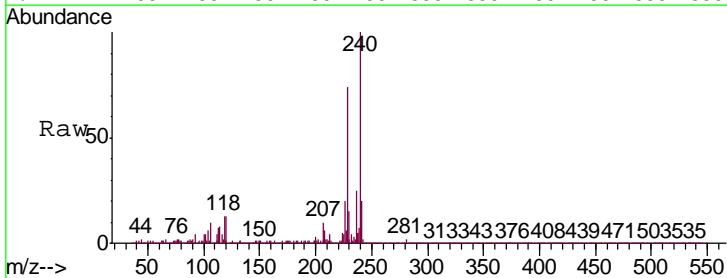
Instrument :  
 BNA\_P  
 ClientSampled :  
 MDL-WATER-02

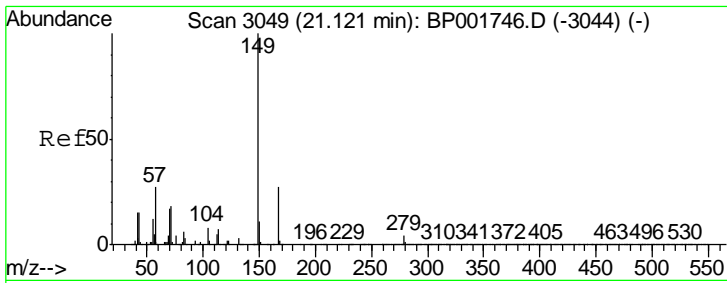
Tgt Ion	Resp	Lower	Upper
252	45736		
254	62.9	51.4	77.2
126	10.9	7.5	11.3



#83  
 Benzo(a)anthracene  
 Concen: 3.025 ng/ul  
 RT: 21.16 min Scan# 3056  
 Delta R.T. 0.00 min  
 Lab File: BP001749.D  
 Acq: 14 Feb 2020 17:13

Tgt Ion	Resp	Lower	Upper
228	370880		
229	19.7	14.9	22.3
226	27.2	20.8	31.2

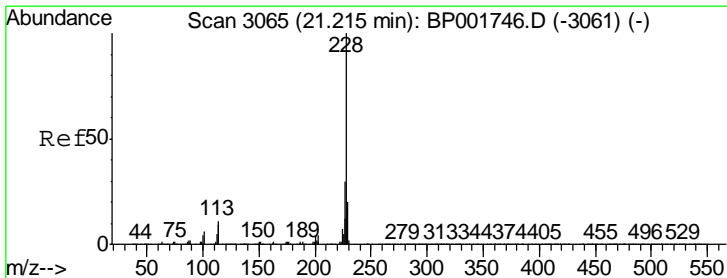
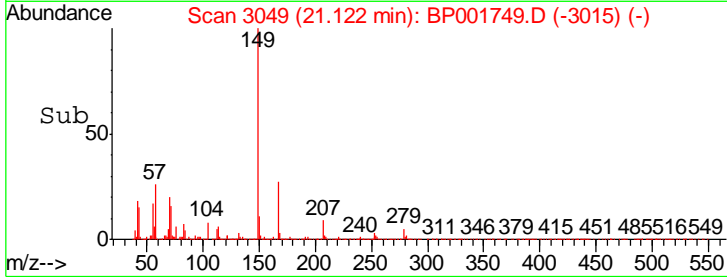
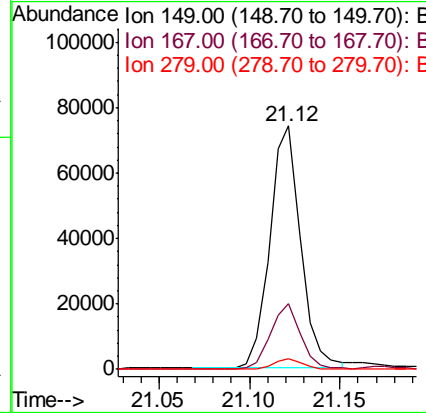
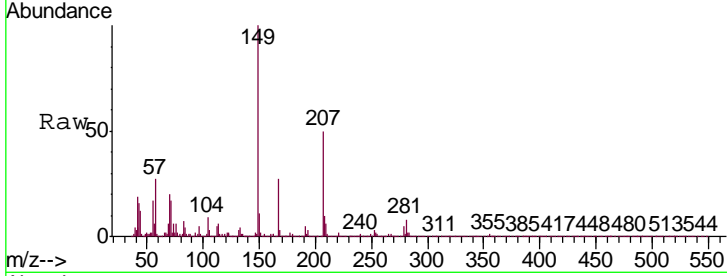




#84  
 Bis(2-ethylhexyl)phthalate  
 Concen: 1.502 ng/ul  
 RT: 21.12 min Scan# 3049  
 Delta R.T. 0.00 min  
 Lab File: BP001749.D  
 Acq: 14 Feb 2020 17:13

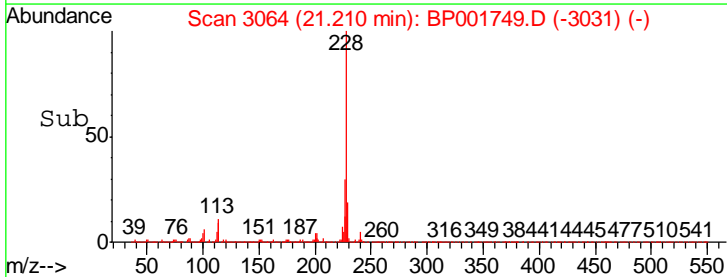
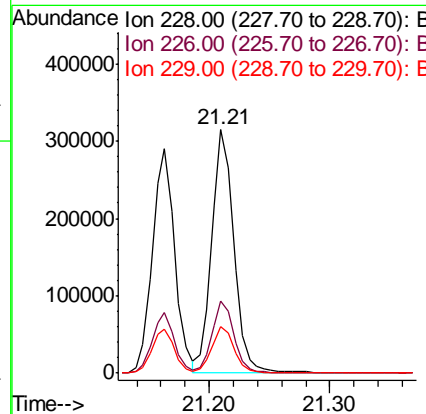
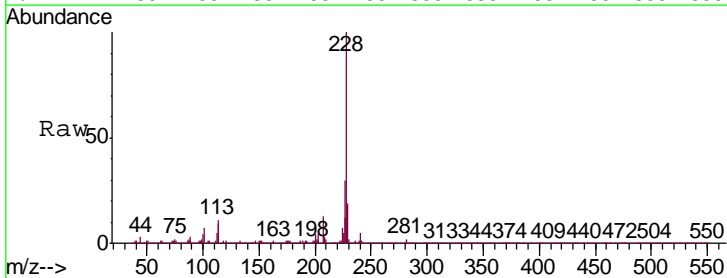
Instrument :  
 BNA\_P  
 ClientSampled :  
 MDL-WATER-02

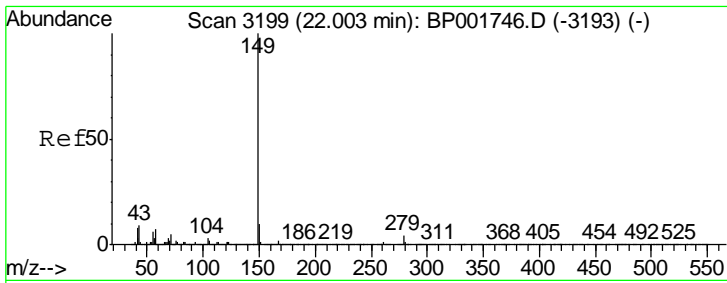
Tgt Ion	Resp	Lower	Upper
149	100		
167	26.8	22.1	33.1
279	4.6	3.3	4.9



#85  
 Chrysene  
 Concen: 3.355 ng/ul  
 RT: 21.21 min Scan# 3064  
 Delta R.T. -0.01 min  
 Lab File: BP001749.D  
 Acq: 14 Feb 2020 17:13

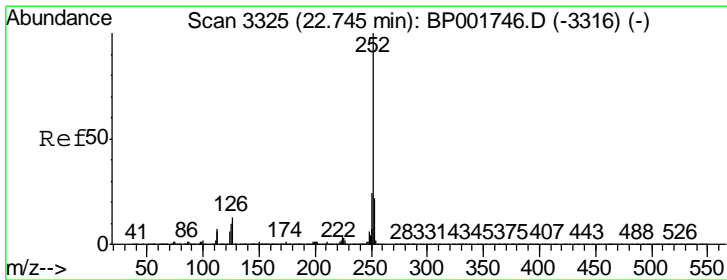
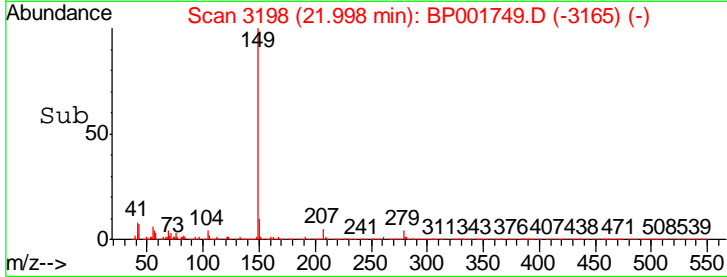
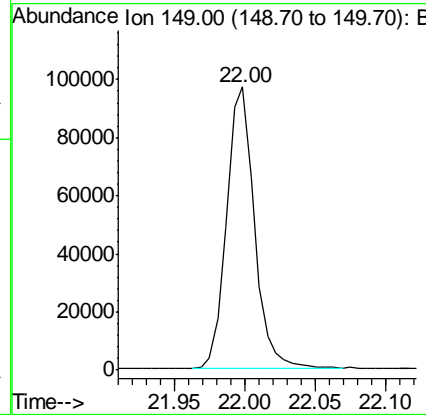
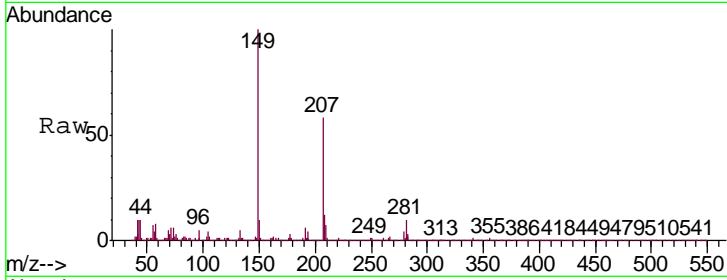
Tgt Ion	Resp	Lower	Upper
228	100		
226	29.7	24.3	36.5
229	19.1	16.2	24.4





#87  
 Di-n-octyl phthalate  
 Concen: 1.388 ng/ul  
 RT: 22.00 min Scan# 3198  
 Delta R.T. -0.01 min  
 Lab File: BP001749.D  
 Acq: 14 Feb 2020 17:13  
 Tgt Ion:149 Resp: 132627

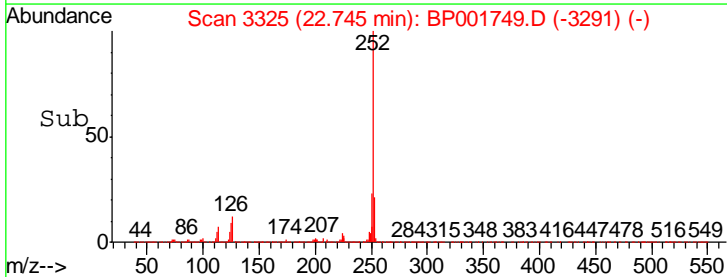
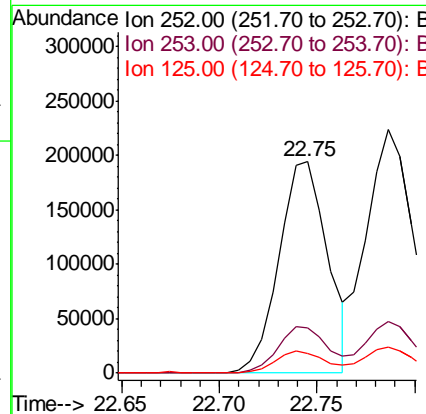
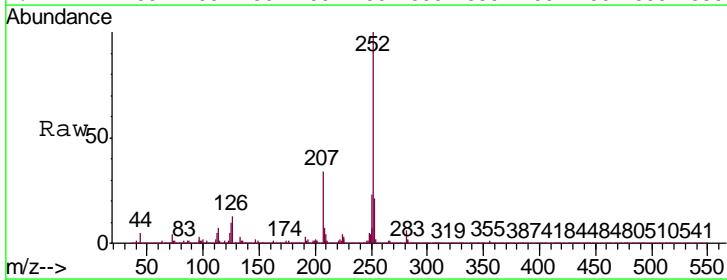
Instrument :  
 BNA\_P  
 ClientSampleId :  
 MDL-WATER-02

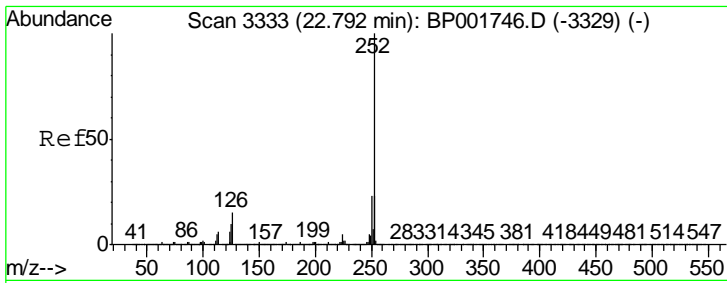


#88  
 Benzo(b)fluoranthene  
 Concen: 2.706 ng/ul  
 RT: 22.75 min Scan# 3325  
 Delta R.T. 0.00 min  
 Lab File: BP001749.D  
 Acq: 14 Feb 2020 17:13

Tgt Ion:252 Resp: 335032

Ion	Ratio	Lower	Upper
252	100		
253	21.4	17.8	26.8
125	9.6	8.0	12.0

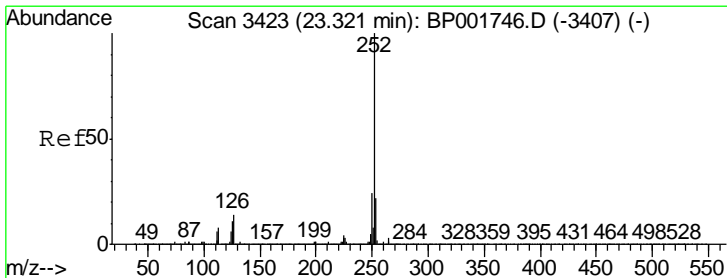
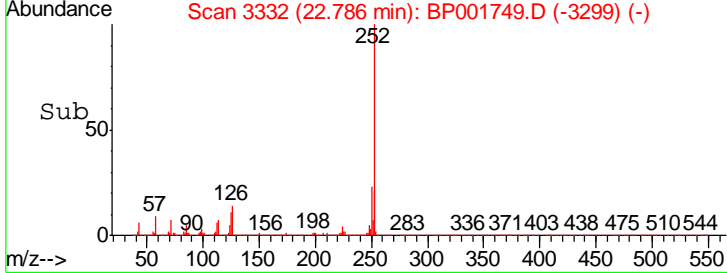
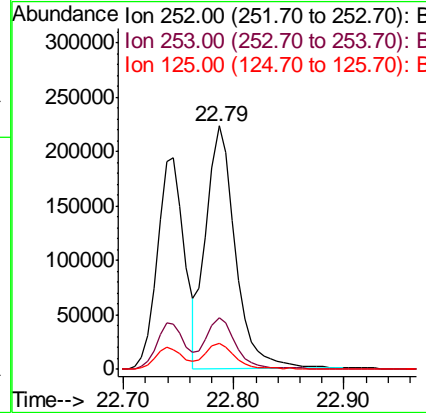
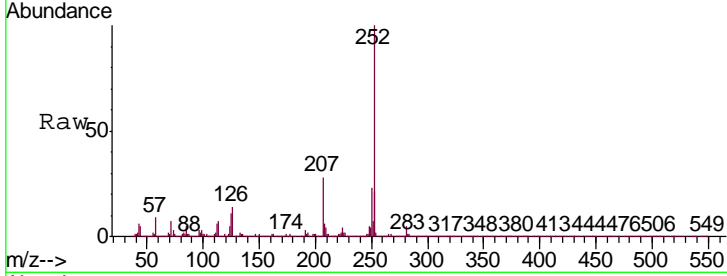




#89  
 Benzo(k)fluoranthene  
 Concen: 3.232 ng/ul  
 RT: 22.79 min Scan# 3332  
 Delta R.T. -0.01 min  
 Lab File: BP001749.D  
 Acq: 14 Feb 2020 17:13

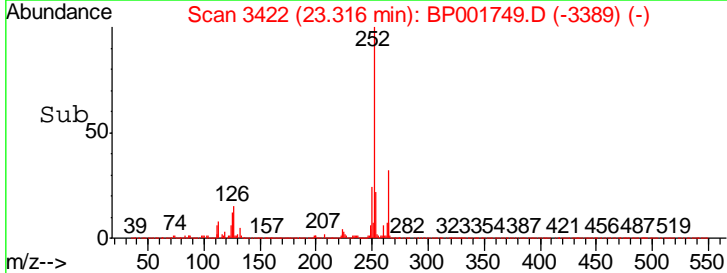
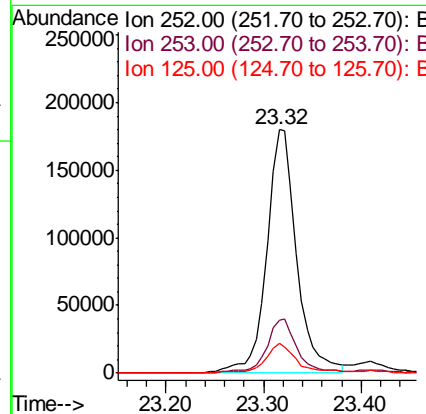
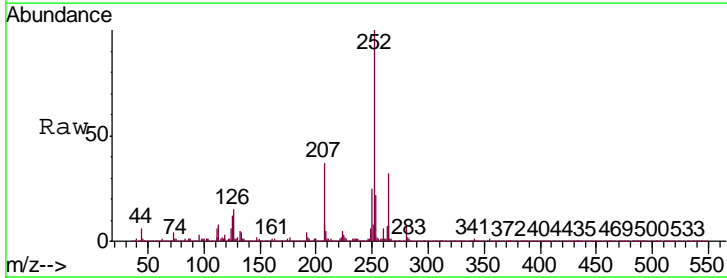
Instrument :  
 BNA\_P  
 ClientSampleId :  
 MDL-WATER-02

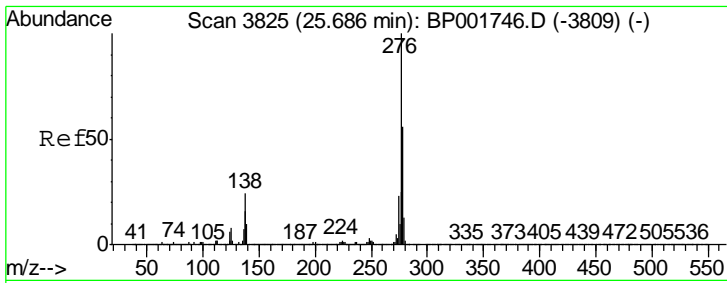
Tgt Ion	Resp	Lower	Upper
252	404183		
253	21.0	18.4	27.6
125	10.9	8.3	12.5



#91  
 Benzo(a)pyrene  
 Concen: 3.291 ng/ul  
 RT: 23.32 min Scan# 3422  
 Delta R.T. -0.01 min  
 Lab File: BP001749.D  
 Acq: 14 Feb 2020 17:13

Tgt Ion	Resp	Lower	Upper
252	386549		
253	21.5	17.6	26.4
125	12.1	8.9	13.3

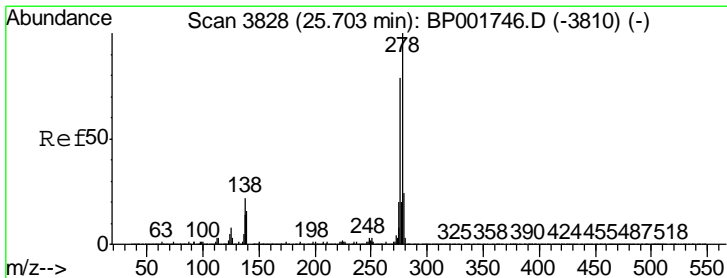
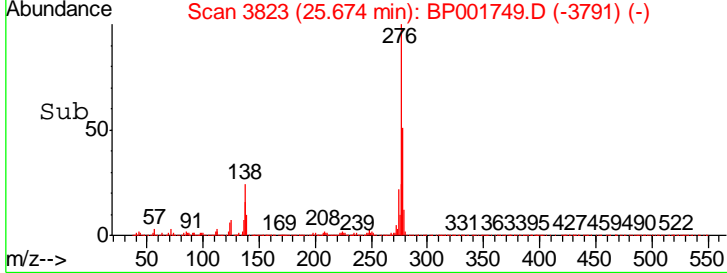
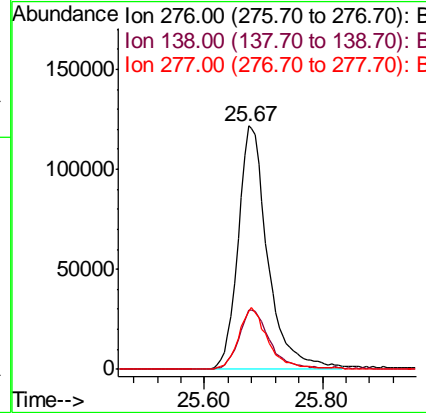
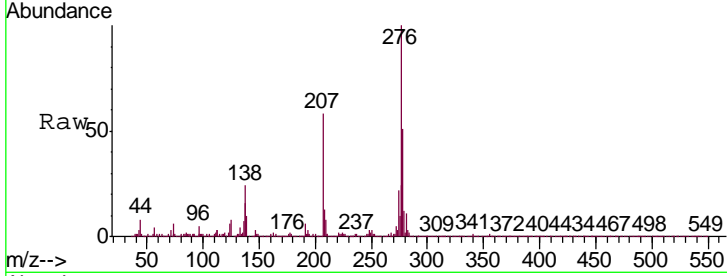




#92  
 Indeno(1,2,3-cd)pyrene  
 Concen: 2.775 ng/ul  
 RT: 25.67 min Scan# 3823  
 Delta R.T. -0.01 min  
 Lab File: BP001749.D  
 Acq: 14 Feb 2020 17:13

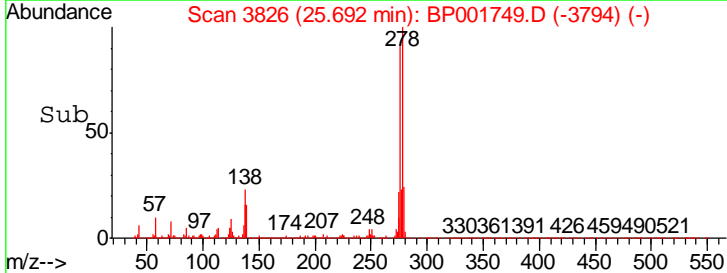
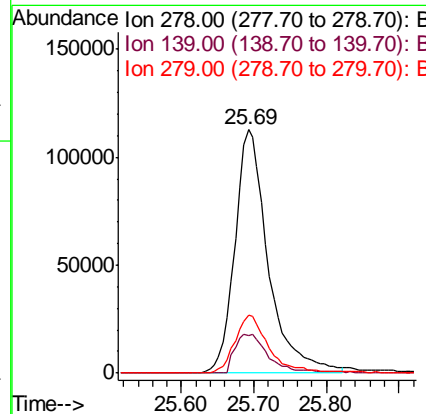
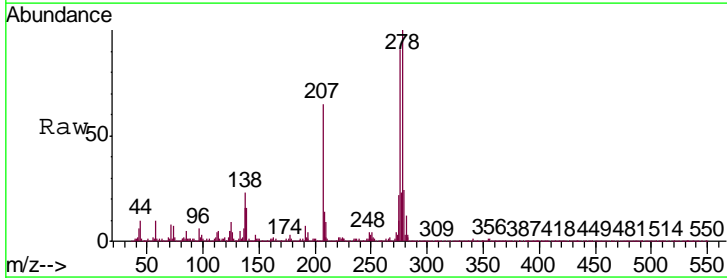
Instrument :  
 BNA\_P  
 ClientSampled :  
 MDL-WATER-02

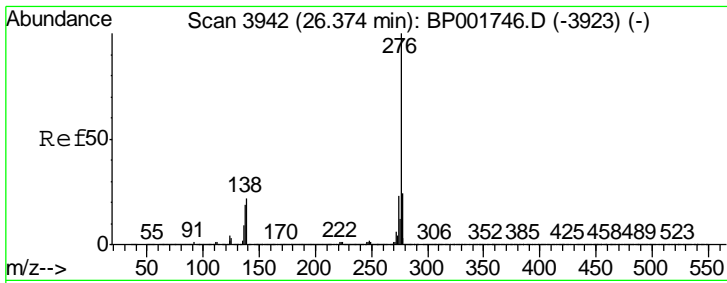
Tgt Ion	Resp	Lower	Upper
276	427014		
138	24.3	19.4	29.2
277	23.7	19.9	29.9



#93  
 Dibenzo(a,h)anthracene  
 Concen: 2.808 ng/ul  
 RT: 25.69 min Scan# 3826  
 Delta R.T. -0.01 min  
 Lab File: BP001749.D  
 Acq: 14 Feb 2020 17:13

Tgt Ion	Resp	Lower	Upper
278	360402		
139	15.6	12.9	19.3
279	23.6	18.7	28.1

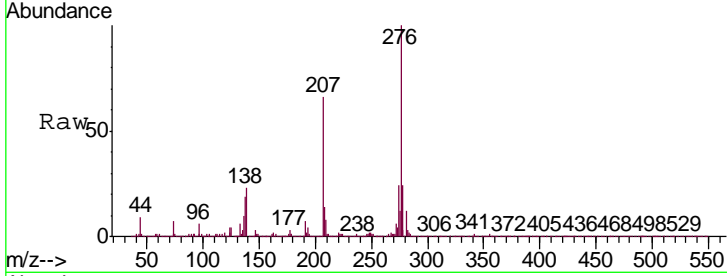




#94  
 Benzo(g,h,i)perylene  
 Concen: 2.748 ng/ul  
 RT: 26.36 min Scan# 3940  
 Delta R.T. -0.01 min  
 Lab File: BP001749.D  
 Acq: 14 Feb 2020 17:13

Instrument :  
 BNA\_P  
 ClientSampleId :  
 MDL-WATER-02

Tgt Ion	Resp	Lower	Upper
276	359994		
138	22.8	17.0	25.4
277	24.2	19.0	28.4



Abundance

Ion 276.00 (275.70 to 276.70): E

Ion 138.00 (137.70 to 138.70): E

Ion 277.00 (276.70 to 277.70): E

