LSC Area Percent Report

Data Path : Z:\SVOASRV\HPCHEM1\BNA P\DATA\BP021721\
Data File : BP004803.D
Acq On : 18 Feb 2021 10:05
Operator : CG/JU
Sample : M1407-07DL 5X
Misc :
ALS Vial : 39 Sample Multiplier: 1

Instrument :
BNA_P
ClientSampleId :
DBGK7DL

Integration Parameters: LSCINT.P
Integrator: RTE
Smoothing : OFF Filtering: 5
Sampling : 1 Min Area: 0.1 % of largest Peak
Start Thrs: 0.2 Max Peaks: 100
Stop Thrs : 0 Peak Location: TOP

If leading or trailing edge < 100 prefer < Baseline drop else tangent >
Peak separation: 5

Method : Z:\SVOASRV\HPCHEM1\BNA_P\METHODS\SOM-EPA-BP020821MA.M
Title : SVOA CALIBRATION

Signal : TIC

peak #	R.T. min	first scan	max scan	last scan	PK TY	peak height	corr. area	corr. % max.	% of total
1	3.987	133	136	141	rVB2	3836	5125	0.11%	0.039%
2	5.440	381	383	388	rVB6	4652	6694	0.15%	0.050%
3	5.787	436	442	448	rBV	12099	17820	0.39%	0.134%
4	6.958	636	641	646	rBV3	9595	16260	0.36%	0.122%
5	7.105	660	666	673	rBV	29421	48553	1.07%	0.365%
6	7.311	692	701	711	rVB	39796	66399	1.46%	0.499%
7	7.416	713	719	725	rBV	14509	22204	0.49%	0.167%
8	7.493	725	732	739	rVB	32948	51799	1.14%	0.389%
9	7.769	773	779	786	rBV	206512	315656	6.94%	2.373%
10	7.887	792	799	804	rBV3	6952	11219	0.25%	0.084%
11	8.305	861	870	876	rBV	24476	40444	0.89%	0.304%
12	8.493	893	902	910	rBV2	27003	47962	1.05%	0.361%
13	8.616	917	923	930	rVB2	22245	36633	0.81%	0.275%
14	8.928	970	976	985	rVV2	39490	71337	1.57%	0.536%
15	9.128	1003	1010	1017	rVB3	8693	16710	0.37%	0.126%
16	9.246	1023	1030	1036	rVV4	22452	47388	1.04%	0.356%
17	9.310	1036	1041	1045	rVV2	5329	7917	0.17%	0.060%
18	9.458	1061	1066	1072	rVB7	2489	4609	0.10%	0.035%
19	9.652	1093	1099	1106	rVB2	29800	51759	1.14%	0.389%
20	9.787	1116	1122	1126	rBV8	2489	5612	0.12%	0.042%
21	9.852	1128	1133	1138	rVB7	2191	4690	0.10%	0.035%
22	9.981	1147	1155	1156	rBV4	4509	8000	0.18%	0.060%
23	10.199	1184	1192	1201	rBV	49010	83983	1.85%	0.631%
24	10.569	1247	1255	1258	rBV	234330	415835	9.14%	3.126%
25	10.622	1258	1264	1274	rVV	2782966	4548518	100.00%	34.193%
26	10.734	1276	1283	1293	rVB	183218	305525	6.72%	2.297%
27	10.940	1312	1318	1331	rBV	5816	14965	0.33%	0.112%
28	11.187	1352	1360	1364	rBV9	1747	4698	0.10%	0.035%
29	11.681	1437	1444	1448	rBV10	3153	7683	0.17%	0.058%
30	11.957	1484	1491	1495	rBV9	2104	4668	0.10%	0.035%
31	12.122	1513	1519	1527	rBV3	11530	20652	0.45%	0.155%
32	12.234	1530	1538	1545	rVV	276613	441461	9.71%	3.319%
33	12.352	1553	1558	1563	rVB3	8686	15118	0.33%	0.114%
34	12.451	1565	1575	1583	rVV	168618	275977	6.07%	2.075%

LSC Area Percent Report

Data Path : Z:\SVOASRV\HPCHEM1\BNA P\DATA\BP021721\
Data File : BP004803.D
Acq On : 18 Feb 2021 10:05
Operator : CG/JU
Sample : M1407-07DL 5X
Misc :
ALS Vial : 39 Sample Multiplier: 1

Instrument :
BNA_P
ClientSampleId :
DBGK7DL

Integration Parameters: LSCINT.P
Integrator: RTE
Smoothing : OFF Filtering: 5
Sampling : 1 Min Area: 0.1 % of largest Peak
Start Thrs: 0.2 Max Peaks: 100
Stop Thrs : 0 Peak Location: TOP

If leading or trailing edge < 100 prefer < Baseline drop else tangent >
Peak separation: 5

Method : Z:\SVOASRV\HPCHEM1\BNA_P\METHODS\SOM-EPA-BP020821MA.M
Title : SVOA CALIBRATION

35	12.575	1590	1596	1598	rBV7	3334	5285	0.12%	0.040%
36	12.616	1598	1603	1607	rVB3	7367	12781	0.28%	0.096%
37	12.881	1644	1648	1652	rBV7	5920	10890	0.24%	0.082%
38	12.934	1656	1657	1664	rVB7	4762	6799	0.15%	0.051%
39	13.146	1686	1693	1697	rBV8	6718	12639	0.28%	0.095%
40	13.251	1701	1711	1717	rVV	85893	131427	2.89%	0.988%
41	13.387	1729	1734	1738	rBV4	4507	8477	0.19%	0.064%
42	13.451	1739	1745	1747	rBV	8389	13511	0.30%	0.102%
43	13.593	1757	1769	1777	rBV3	27493	65604	1.44%	0.493%
44	13.663	1777	1781	1787	rBV9	3321	6684	0.15%	0.050%
45	13.740	1787	1794	1799	rBV3	23036	42602	0.94%	0.320%
46	13.793	1799	1803	1805	rVV2	10814	16118	0.35%	0.121%
47	13.828	1805	1809	1815	rVB	96565	132883	2.92%	0.999%
48	13.975	1828	1834	1838	rBV3	9504	15572	0.34%	0.117%
49	14.110	1850	1857	1869	rVB2	102697	196510	4.32%	1.477%
50	14.422	1899	1910	1915	rBV	342012	521754	11.47%	3.922%
51	14.481	1915	1920	1927	rVV	247932	365155	8.03%	2.745%
52	14.551	1927	1932	1937	rVB	70040	100151	2.20%	0.753%
53	14.657	1943	1950	1953	rBV9	5585	9693	0.21%	0.073%
54	14.698	1953	1957	1960	rVV5	7770	11686	0.26%	0.088%
55	14.763	1964	1968	1972	rVV2	8806	14653	0.32%	0.110%
56	14.822	1972	1978	1985	rVB	200920	296255	6.51%	2.227%
57	14.969	1998	2003	2008	rBV	36036	54027	1.19%	0.406%
58	15.051	2013	2017	2022	rVB4	12478	17828	0.39%	0.134%
59	15.416	2073	2079	2084	rVV	133788	192095	4.22%	1.444%
60	15.469	2084	2088	2095	rVB	143998	203852	4.48%	1.532%
61	15.534	2095	2099	2103	rBV	28745	41438	0.91%	0.312%
62	15.575	2103	2106	2113	rVB6	9349	16835	0.37%	0.127%
63	15.698	2124	2127	2134	rVB9	6039	11204	0.25%	0.084%
64	15.769	2135	2139	2145	rVB2	11694	16854	0.37%	0.127%
65	15.910	2159	2163	2172	rVB5	12020	23974	0.53%	0.180%
66	16.151	2198	2204	2210	rBV2	23621	38452	0.85%	0.289%
67	16.363	2236	2240	2245	rVB	12523	17194	0.38%	0.129%
68	16.440	2249	2253	2258	rVV	30445	39849	0.88%	0.300%
69	16.828	2311	2319	2325	rVB2	58804	93179	2.05%	0.700%
70	16.975	2338	2344	2345	rBV6	4475	8030	0.18%	0.060%
71	16.992	2345	2347	2352	rVB2	9427	10708	0.24%	0.080%

LSC Area Percent Report

Data Path : Z:\SVOASRV\HPCHEM1\BNA P\DATA\BP021721\
Data File : BP004803.D
Acq On : 18 Feb 2021 10:05
Operator : CG/JU
Sample : M1407-07DL 5X
Misc :
ALS Vial : 39 Sample Multiplier: 1

Instrument :
BNA_P
ClientSampleId :
DBGK7DL

Integration Parameters: LSCINT.P
Integrator: RTE
Smoothing : OFF Filtering: 5
Sampling : 1 Min Area: 0.1 % of largest Peak
Start Thrs: 0.2 Max Peaks: 100
Stop Thrs : 0 Peak Location: TOP

If leading or trailing edge < 100 prefer < Baseline drop else tangent >
Peak separation: 5

Method : Z:\SVOASRV\HPCHEM1\BNA_P\METHODS\SOM-EPA-BP020821MA.M
Title : SVOA CALIBRATION

72	17.175	2372	2378	2382	rBV	390558	554849	12.20%	4.171%
73	17.216	2382	2385	2389	rVV	108121	141932	3.12%	1.067%
74	17.275	2390	2395	2406	rVB	147709	229556	5.05%	1.726%
75	17.587	2438	2448	2457	rBV	303439	433035	9.52%	3.255%
76	17.745	2470	2475	2479	rBV	33544	49387	1.09%	0.371%
77	18.092	2531	2534	2537	rBV3	9854	10641	0.23%	0.080%
78	18.563	2612	2614	2617	rBV4	6264	8435	0.19%	0.063%
79	19.510	2770	2775	2781	rBV	186977	257073	5.65%	1.933%
80	21.257	3067	3072	3077	rBV	581259	722896	15.89%	5.434%
81	23.416	3435	3439	3451	rVB	143522	324761	7.14%	2.441%
82	23.569	3459	3465	3474	rVB2	384776	743446	16.34%	5.589%

Sum of corrected areas: 13302532

LSC Report - Integrated Chromatogram

Data Path : Z:\SVOASRV\HPCHEM1\BNA P\DATA\BP021721\
Data File : BP004803.D
Acq On : 18 Feb 2021 10:05
Operator : CG/JU
Sample : M1407-07DL 5X
Misc :
ALS Vial : 39 Sample Multiplier: 1

Instrument :
BNA_P
ClientSampleId :
DBGK7DL

Quant Method : Z:\SVOASRV\HPCHEM1\BNA_P\METHODS\SOM-EPA-BP020821MA.M
Quant Title : SVOA CALIBRATION

TIC Library : C:\DATABASE\NIST11.L
TIC Integration Parameters: LSCINT.P

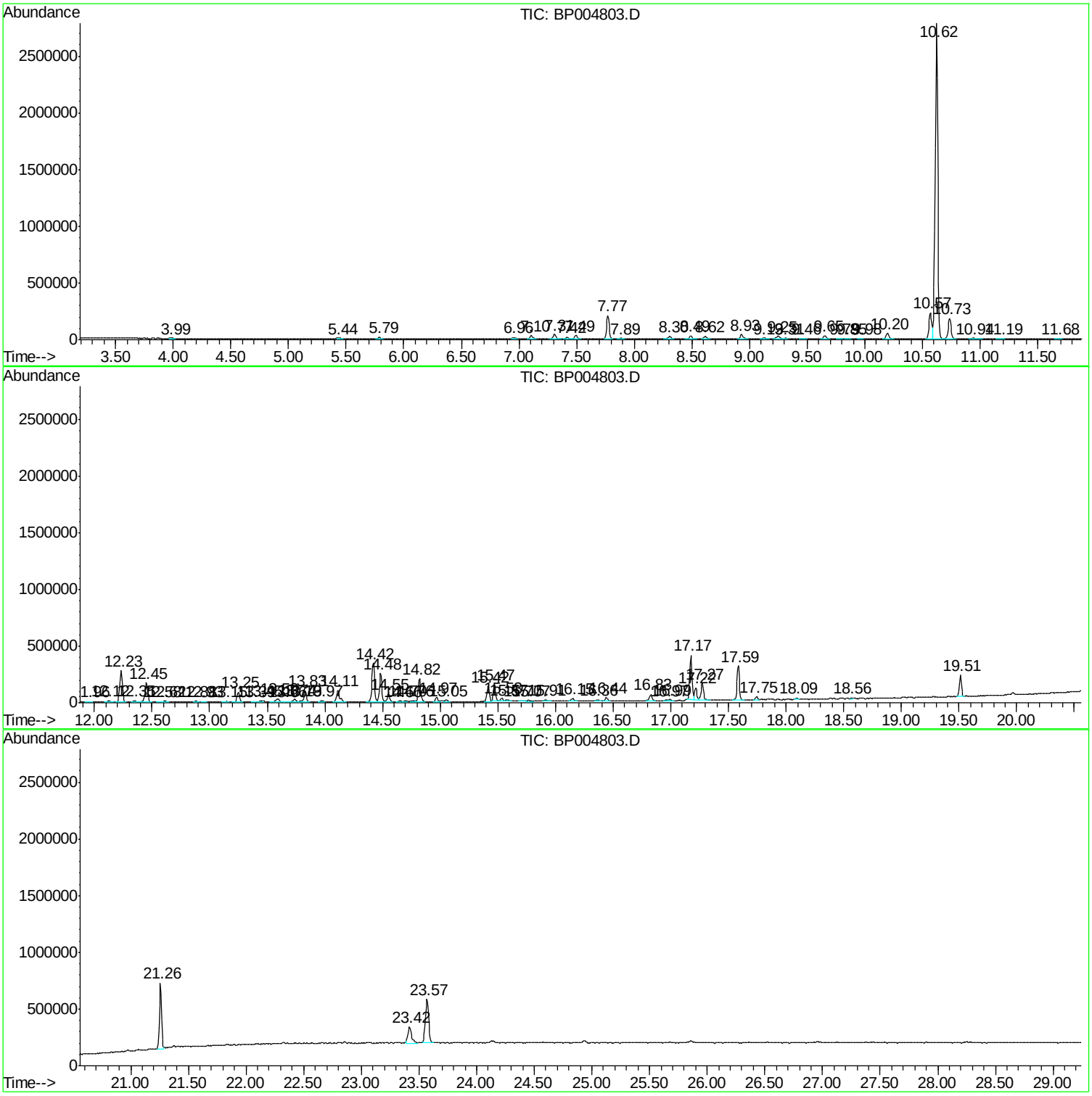

Library Search Compound Report

Data Path : Z:\SVOASRV\HPCHEM1\BNA P\DATA\BP021721\
Data File : BP004803.D
Acq On : 18 Feb 2021 10:05
Operator : CG/JU
Sample : M1407-07DL 5X
Misc :
ALS Vial : 39 Sample Multiplier: 1

Instrument :
BNA_P
ClientSampleId :
DBGK7DL

Quant Method : Z:\SVOASRV\HPCHEM1\BNA_P\METHODS\SOM-EPA-BP020821MA.M
Quant Title : SVOA CALIBRATION

TIC Library : C:\DATABASE\NIST11.L
TIC Integration Parameters: LSCINT.P

****

Peak Number 1 Benzofuran Concentration Rank 4

R.T.	EstConc	Area	Relative to ISTD	R.T.
7.49	3.28 ng/ul	51799	1,4-Dichlorobenzene-d4	7.77

Hit# of 5	Tentative ID	MW	MolForm	CAS#	Qual
1	Benzofuran	118	C8H6O	000271-89-6	91
2	3-Hydroxyphenylacetylene	118	C8H6O	010401-11-3	59
3	Coumarin	146	C9H6O2	000091-64-5	56
4	4-Methylphthalic anhydride	162	C9H6O3	019438-61-0	53
5	Oxirane, 2-(4-nitrophenyl)-	165	C8H7NO3	1000362-15-5	50

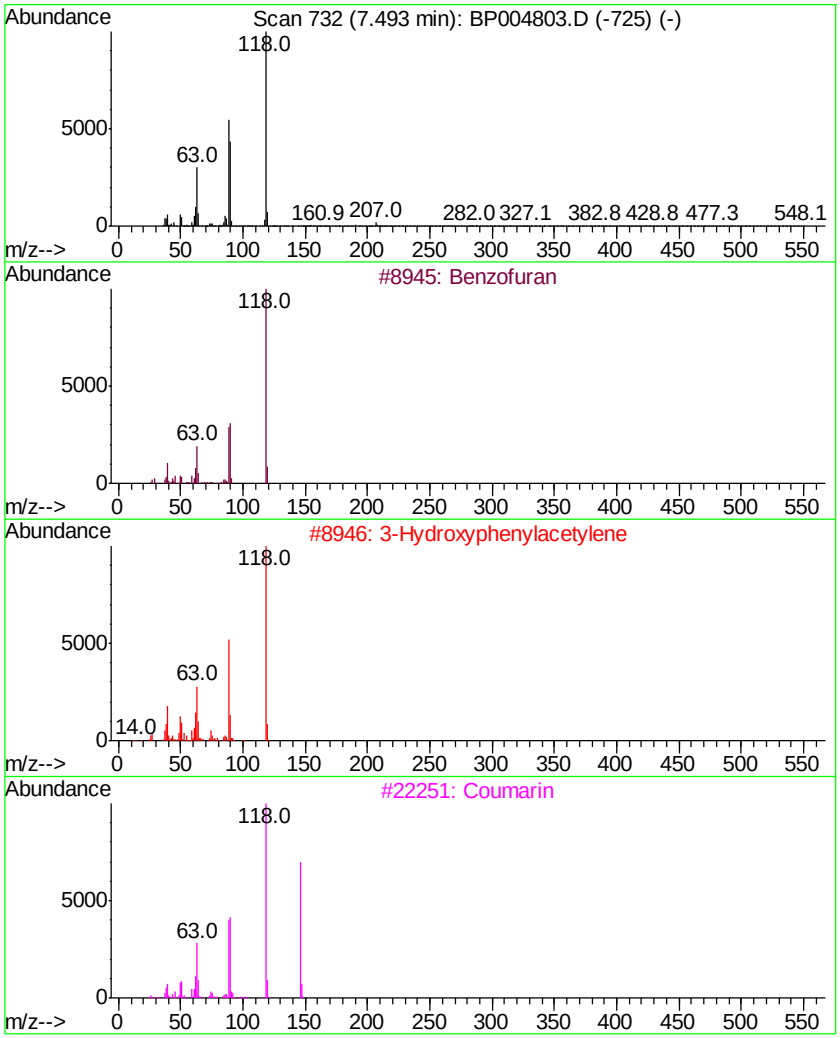

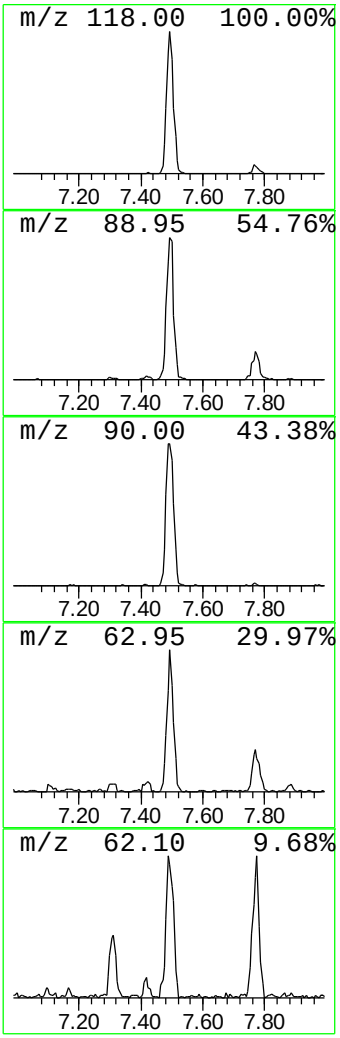

Library Search Compound Report

Data Path : Z:\SVOASRV\HPCHEM1\BNA P\DATA\BP021721\
Data File : BP004803.D
Acq On : 18 Feb 2021 10:05
Operator : CG/JU
Sample : M1407-07DL 5X
Misc :
ALS Vial : 39 Sample Multiplier: 1

Instrument :
BNA_P
ClientSampleId :
DBGK7DL

Quant Method : Z:\SVOASRV\HPCHEM1\BNA_P\METHODS\SOM-EPA-BP020821MA.M
Quant Title : SVOA CALIBRATION

TIC Library : C:\DATABASE\NIST11.L
TIC Integration Parameters: LSCINT.P

****

Peak Number 2 Indene Concentration Rank 5

R.T.	EstConc	Area	Relative to ISTD	R.T.
8.30	2.56 ng/ul	40444	1,4-Dichlorobenzene-d4	7.77

Hit# of 5	Tentative ID	MW	MolForm	CAS#	Qual
1	Indene	116	C9H8	000095-13-6	95
2	Indene	116	C9H8	000095-13-6	91
3	Indene	116	C9H8	000095-13-6	91
4	1-Propyne, 3-phenyl-	116	C9H8	010147-11-2	91
5	3-Methylphenylacetylene	116	C9H8	000766-82-5	91

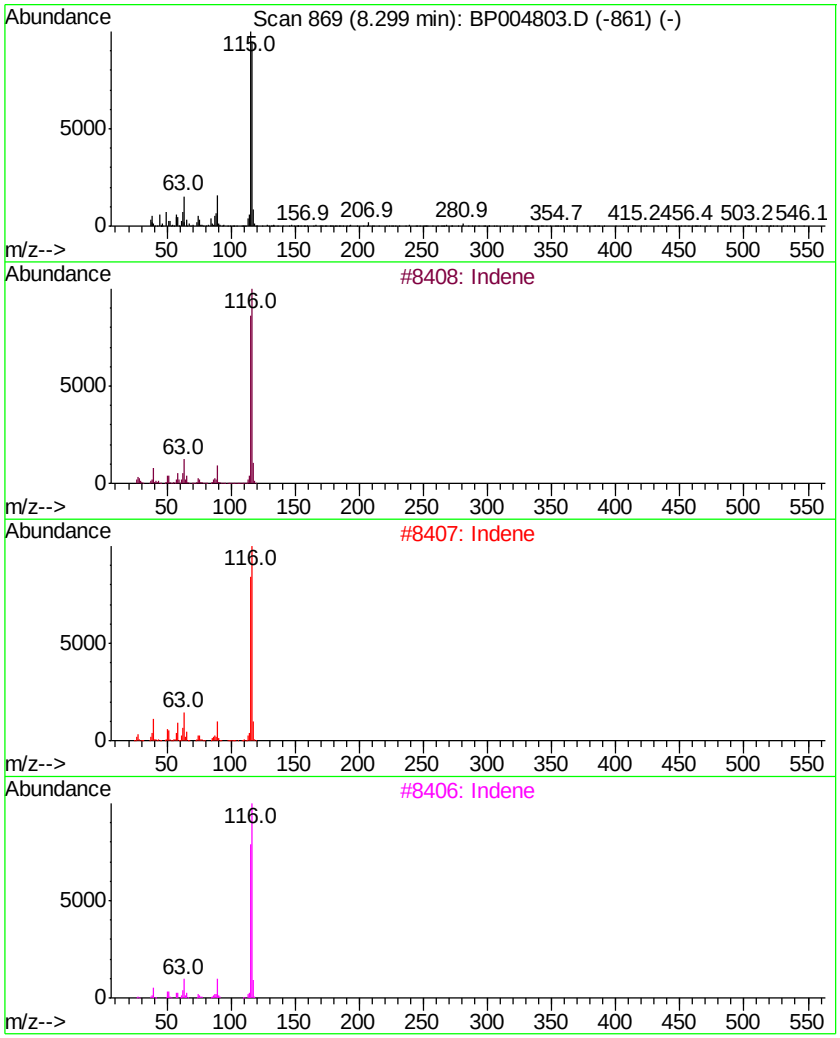

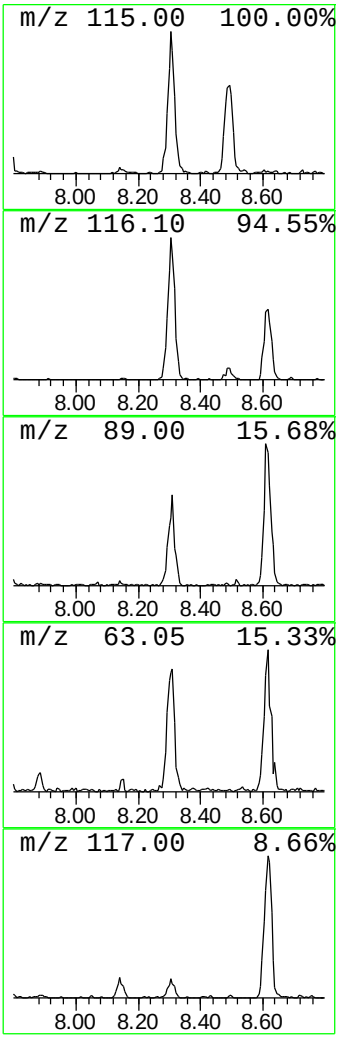

Library Search Compound Report

Data Path : Z:\SVOASRV\HPCHEM1\BNA P\DATA\BP021721\
Data File : BP004803.D
Acq On : 18 Feb 2021 10:05
Operator : CG/JU
Sample : M1407-07DL 5X
Misc :
ALS Vial : 39 Sample Multiplier: 1

Instrument :
BNA_P
ClientSampleId :
DBGK7DL

Quant Method : Z:\SVOASRV\HPCHEM1\BNA_P\METHODS\SOM-EPA-BP020821MA.M
Quant Title : SVOA CALIBRATION

TIC Library : C:\DATABASE\NIST11.L
TIC Integration Parameters: LSCINT.P

****

Peak Number 3 Benzonitrile, 2-methyl- Concentration Rank 7

R.T.	EstConc	Area	Relative to ISTD	R.T.
8.62	2.32 ng/ul	36633	1,4-Dichlorobenzene-d4	7.77

Hit# of 5	Tentative ID	MW	MolForm	CAS#	Qual
1	Benzonitrile, 2-methyl-	117	C8H7N	000529-19-1	97
2	Benzonitrile, 4-methyl-	117	C8H7N	000104-85-8	94
3	Benzonitrile, 4-methyl-	117	C8H7N	000104-85-8	94
4	Benzonitrile, 2-methyl-	117	C8H7N	000529-19-1	94
5	Benzonitrile, 2-methyl-	117	C8H7N	000529-19-1	94

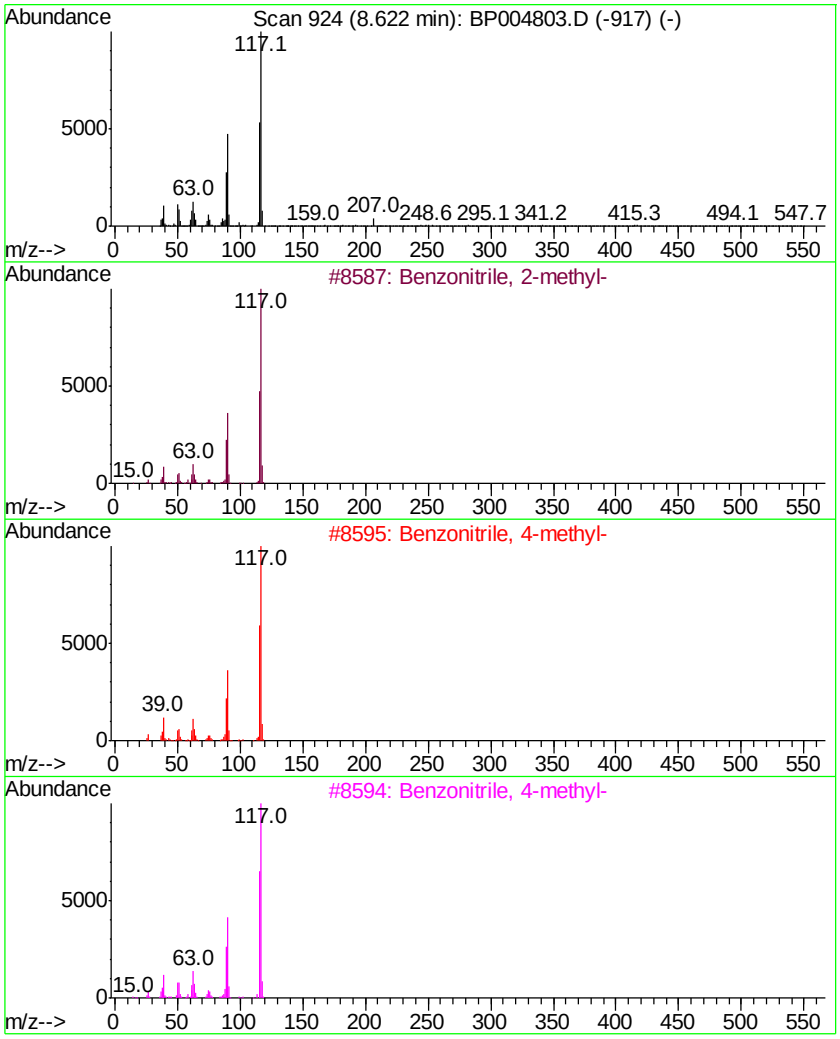

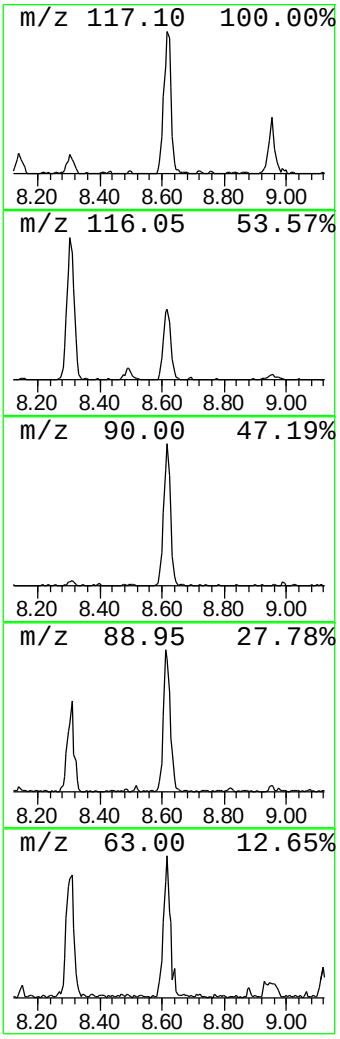

Library Search Compound Report

Data Path : Z:\SVOASRV\HPCHEM1\BNA P\DATA\BP021721\
Data File : BP004803.D
Acq On : 18 Feb 2021 10:05
Operator : CG/JU
Sample : M1407-07DL 5X
Misc :
ALS Vial : 39 Sample Multiplier: 1

Instrument :
BNA_P
ClientSampleId :
DBGK7DL

Quant Method : Z:\SVOASRV\HPCHEM1\BNA_P\METHODS\SOM-EPA-BP020821MA.M
Quant Title : SVOA CALIBRATION

TIC Library : C:\DATABASE\NIST11.L
TIC Integration Parameters: LSCINT.P

****

Peak Number 4 Benzofuran, 2-methyl- Concentration Rank 8

R.T.	EstConc	Area	Relative to ISTD	R.T.
9.25	2.28 ng/ul	47388	Naphthalene-d8	10.57

Hit# of 5	Tentative ID	MW	MolForm	CAS#	Qual
1	Benzofuran, 2-methyl-	132	C9H8O	004265-25-2	90
2	3-Phenyl-2-propyn-1-ol	132	C9H8O	001504-58-1	80
3	Benzofuran, 2-methyl-	132	C9H8O	004265-25-2	68
4	Cinnamaldehyde, (E)-	132	C9H8O	014371-10-9	68
5	3-Phenyl-2-propyn-1-ol	132	C9H8O	001504-58-1	64

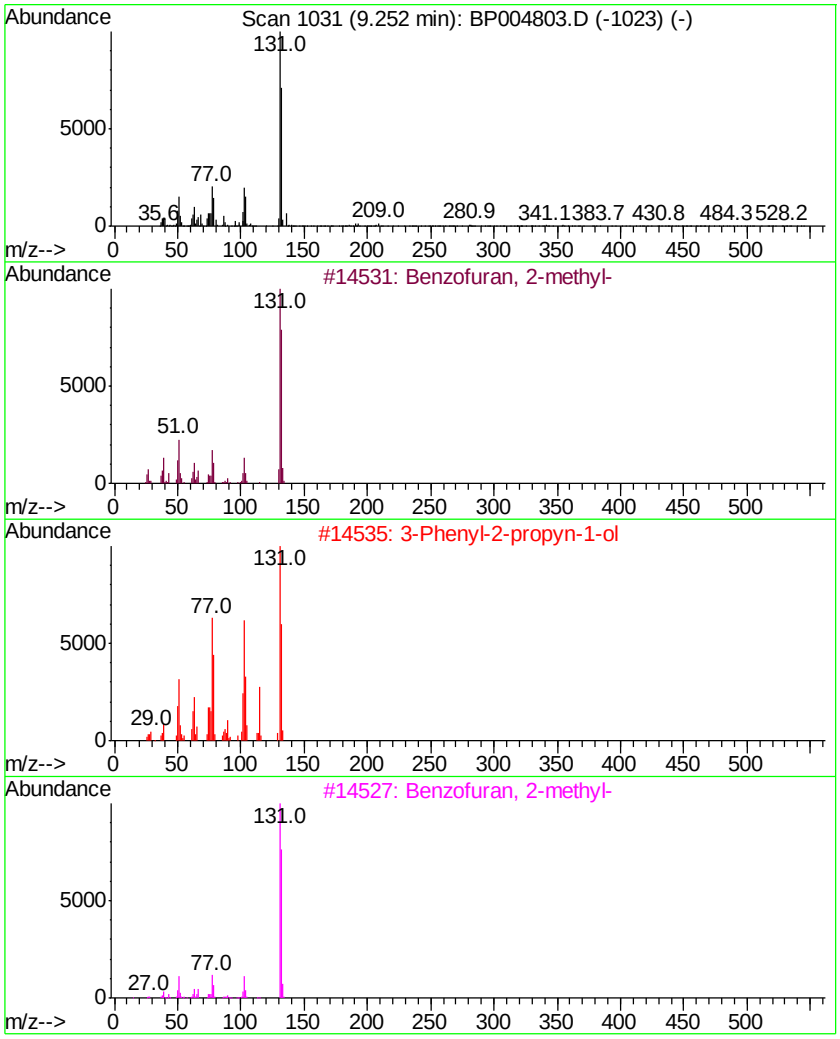

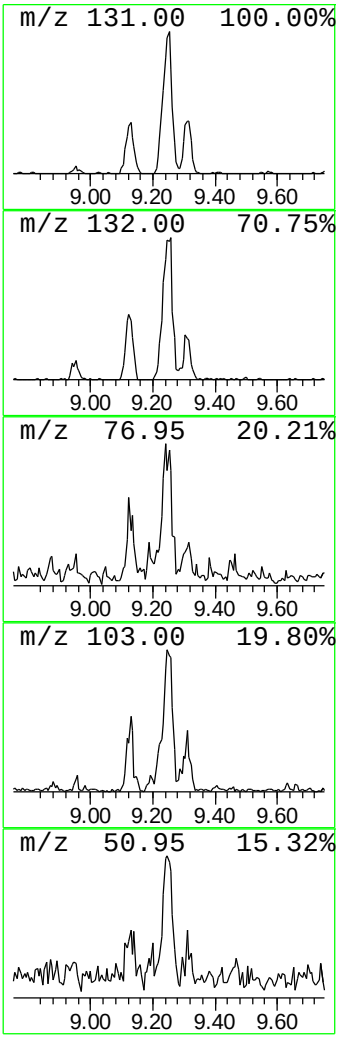

Library Search Compound Report

Data Path : Z:\SVOASRV\HPCHEM1\BNA P\DATA\BP021721\
Data File : BP004803.D
Acq On : 18 Feb 2021 10:05
Operator : CG/JU
Sample : M1407-07DL 5X
Misc :
ALS Vial : 39 Sample Multiplier: 1

Instrument :
BNA_P
ClientSampleId :
DBGK7DL

Quant Method : Z:\SVOASRV\HPCHEM1\BNA_P\METHODS\SOM-EPA-BP020821MA.M
Quant Title : SVOA CALIBRATION

TIC Library : C:\DATABASE\NIST11.L
TIC Integration Parameters: LSCINT.P

****

Peak Number 5 Benzo[c]thiophene Concentration Rank 1

R.T.	EstConc	Area	Relative to ISTD	R.T.
10.73	14.69 ng/ul	305525	Naphthalene-d8	10.57

Hit# of 5	Tentative ID	MW	MolForm	CAS#	Qual
1	Benzo[c]thiophene	134	C8H6S	000270-82-6	95
2	Benzo[b]thiophene	134	C8H6S	000095-15-8	94
3	Benzo[b]thiophene	134	C8H6S	000095-15-8	94
4	Cyclopenta[c]thiapyran	134	C8H6S	000270-63-3	94
5	Benzo[b]thiophene	134	C8H6S	000095-15-8	91

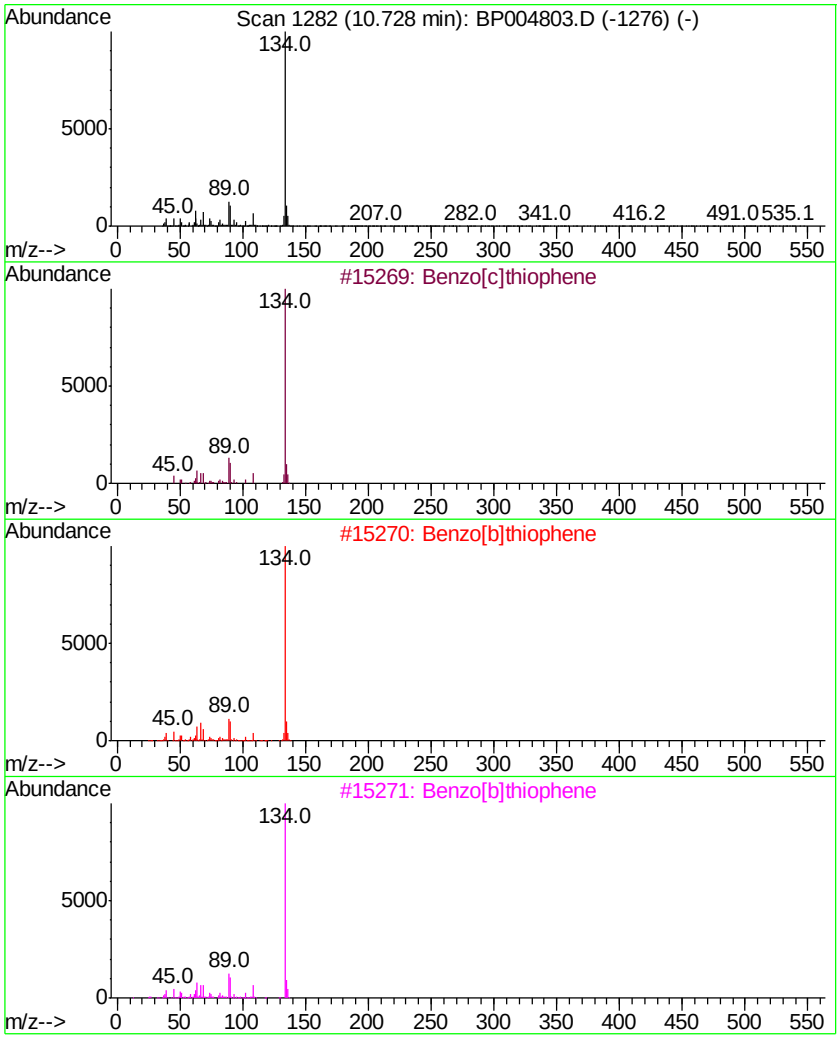

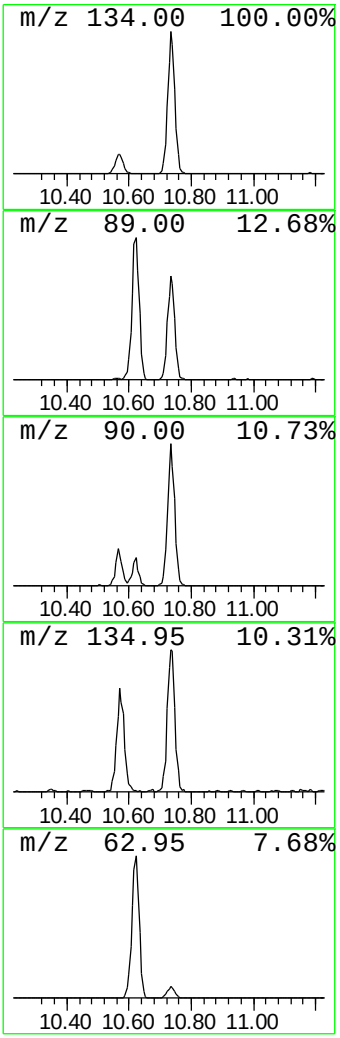

Library Search Compound Report

Data Path : Z:\SVOASRV\HPCHEM1\BNA P\DATA\BP021721\
Data File : BP004803.D
Acq On : 18 Feb 2021 10:05
Operator : CG/JU
Sample : M1407-07DL 5X
Misc :
ALS Vial : 39 Sample Multiplier: 1

Instrument :
BNA_P
ClientSampleId :
DBGK7DL

Quant Method : Z:\SVOASRV\HPCHEM1\BNA_P\METHODS\SOM-EPA-BP020821MA.M
Quant Title : SVOA CALIBRATION

TIC Library : C:\DATABASE\NIST11.L
TIC Integration Parameters: LSCINT.P

****

Peak Number 6 Naphthalene, 1-methyl- Concentration Rank 2

R.T.	EstConc	Area	Relative to ISTD	R.T.
12.45	13.27 ng/ul	275977	Naphthalene-d8	10.57

Hit# of 5	Tentative ID	MW	MolForm	CAS#	Qual
1	Naphthalene, 2-methyl-	142	C11H10	000091-57-6	97
2	Naphthalene, 2-methyl-	142	C11H10	000091-57-6	96
3	Naphthalene, 1-methyl-	142	C11H10	000090-12-0	96
4	Naphthalene, 1-methyl-	142	C11H10	000090-12-0	94
5	Naphthalene, 1-methyl-	142	C11H10	000090-12-0	94

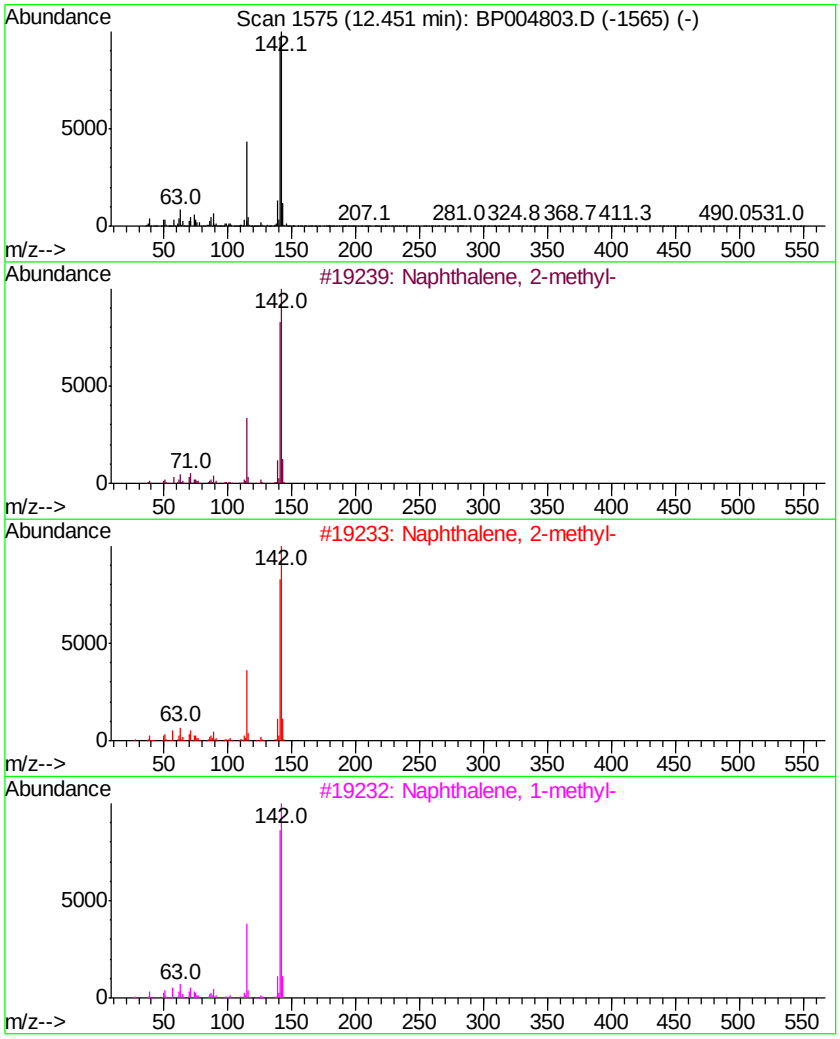

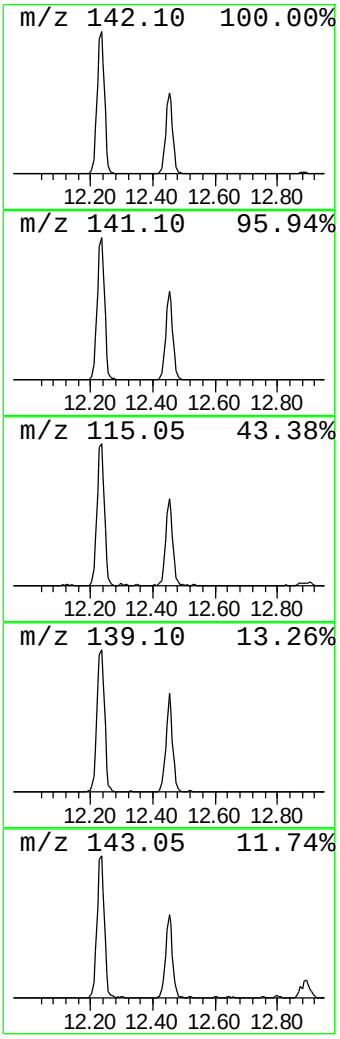

Library Search Compound Report

Data Path : Z:\SVOASRV\HPCHEM1\BNA P\DATA\BP021721\
Data File : BP004803.D
Acq On : 18 Feb 2021 10:05
Operator : CG/JU
Sample : M1407-07DL 5X
Misc :
ALS Vial : 39 Sample Multiplier: 1

Instrument :
BNA_P
ClientSampleId :
DBGK7DL

Quant Method : Z:\SVOASRV\HPCHEM1\BNA_P\METHODS\SOM-EPA-BP020821MA.M
Quant Title : SVOA CALIBRATION

TIC Library : C:\DATABASE\NIST11.L
TIC Integration Parameters: LSCINT.P

****

Peak Number 7 Naphthalene, 1,6-dimethyl- Concentration Rank 6

R.T.	EstConc	Area	Relative to ISTD	R.T.
13.59	2.51 ng/ul	65604	Acenaphthene-d10	14.42

Hit# of 5	Tentative ID	MW	MolForm	CAS#	Qual
1	Naphthalene, 1,6-dimethyl-	156	C12H12	000575-43-9	86
2	Naphthalene, 1,4-dimethyl-	156	C12H12	000571-58-4	84
3	Naphthalene, 1,6-dimethyl-	156	C12H12	000575-43-9	78
4	Naphthalene, 2,6-dimethyl-	156	C12H12	000581-42-0	78
5	Naphthalene, 2,6-dimethyl-	156	C12H12	000581-42-0	78

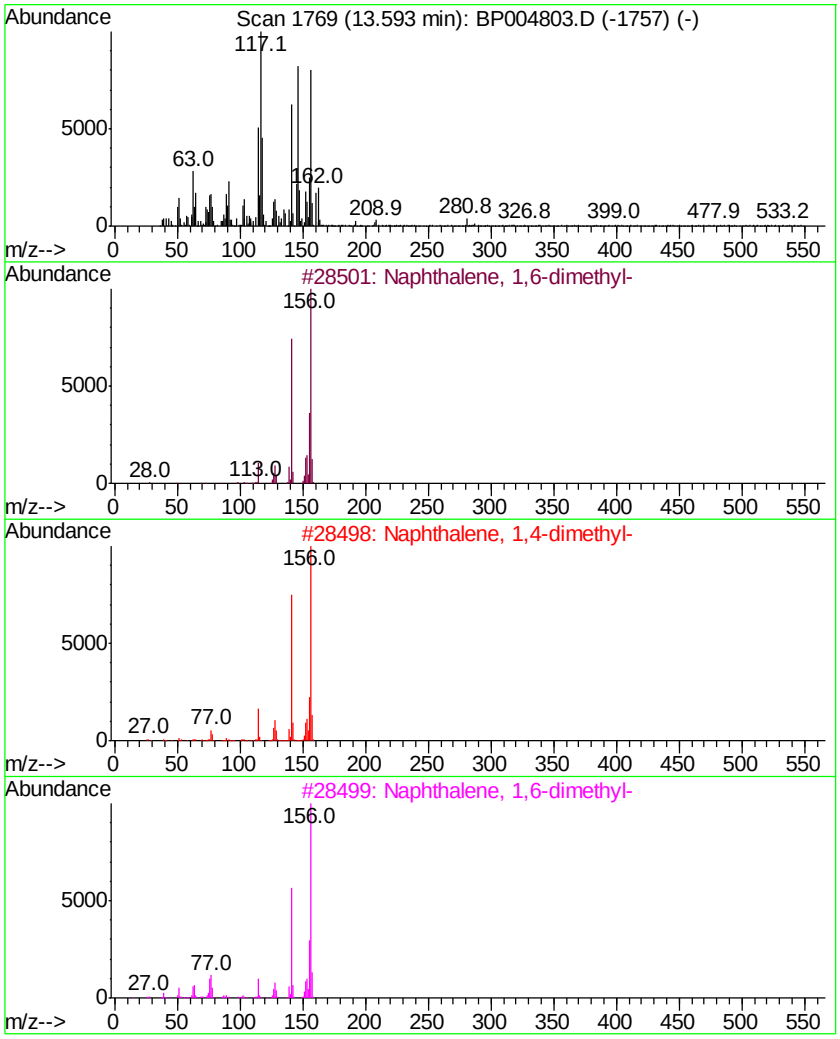

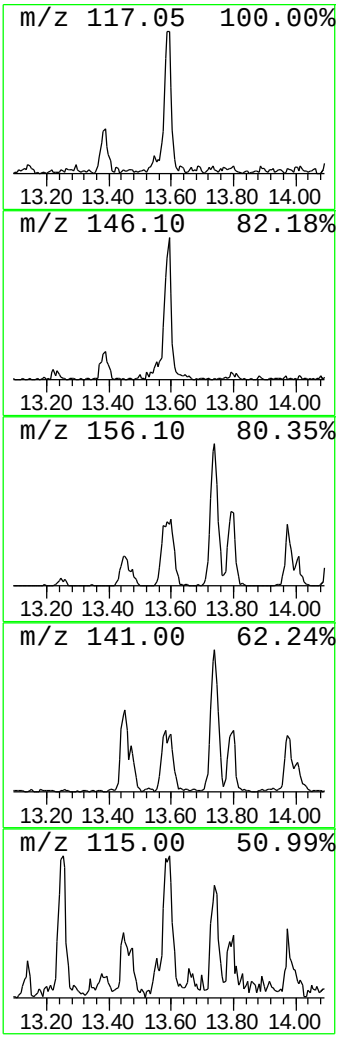

Library Search Compound Report

Data Path : Z:\SVOASRV\HPCHEM1\BNA P\DATA\BP021721\
Data File : BP004803.D
Acq On : 18 Feb 2021 10:05
Operator : CG/JU
Sample : M1407-07DL 5X
Misc :
ALS Vial : 39 Sample Multiplier: 1

Instrument :
BNA_P
ClientSampleId :
DBGK7DL

Quant Method : Z:\SVOASRV\HPCHEM1\BNA_P\METHODS\SOM-EPA-BP020821MA.M
Quant Title : SVOA CALIBRATION

TIC Library : C:\DATABASE\NIST11.L
TIC Integration Parameters: LSCINT.P

****

Peak Number 8 2-Naphthalenecarbonitrile Concentration Rank 3

R.T.	EstConc	Area	Relative to ISTD	R.T.
14.55	3.84 ng/ul	100151	Acenaphthene-d10	14.42

Hit# of 5	Tentative ID	MW	MolForm	CAS#	Qual
1	2-Naphthalenecarbonitrile	153	C11H7N	000613-46-7	95
2	1-Naphthalenecarbonitrile	153	C11H7N	000086-53-3	94
3	1-Naphthalenecarbonitrile	153	C11H7N	000086-53-3	90
4	1-Naphthalenecarbonitrile	153	C11H7N	000086-53-3	90
5	Naphthalene, 1-isocyano-	153	C11H7N	001984-04-9	90

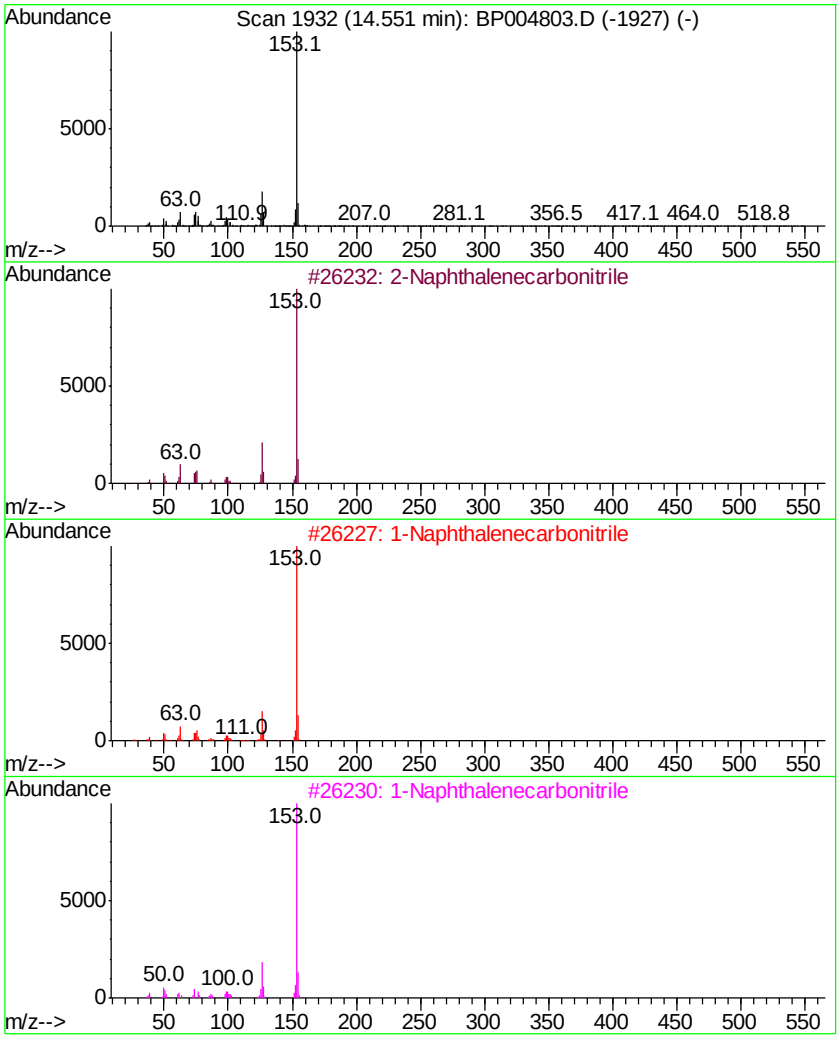

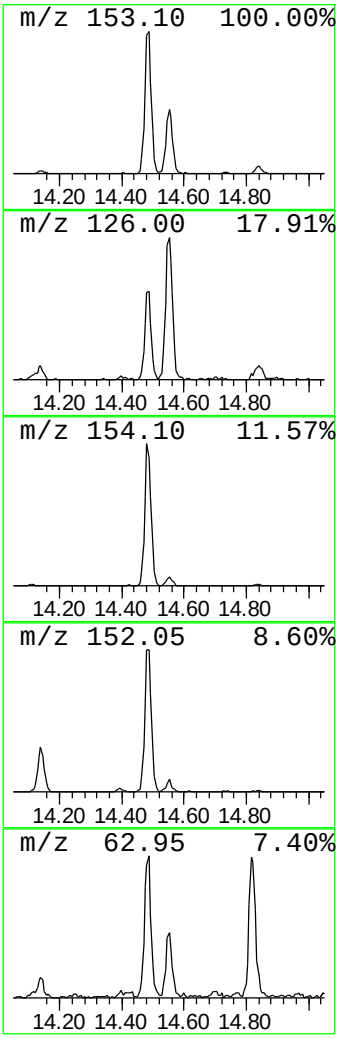

Library Search Compound Report

Data Path : Z:\SVOASRV\HPCHEM1\BNA P\DATA\BP021721\
Data File : BP004803.D
Acq On : 18 Feb 2021 10:05
Operator : CG/JU
Sample : M1407-07DL 5X
Misc :
ALS Vial : 39 Sample Multiplier: 1

Instrument :
BNA_P
ClientSampleId :
DBGK7DL

Quant Method : Z:\SVOASRV\HPCHEM1\BNA_P\METHODS\SOM-EPA-BP020821MA.M
Quant Title : SVOA CALIBRATION

TIC Library : C:\DATABASE\NIST11.L
TIC Integration Parameters: LSCINT.P

****
Peak Number 9 Phenol, 2,3,4,5-tetrachloro- Concentration Rank 9

R.T.	EstConc	Area	Relative to ISTD	R.T.
14.97	2.07 ng/ul	54027	Acenaphthene-d10	14.42

Hit# of 5	Tentative ID	MW	MolForm	CAS#	Qual
1	Phenol, 2,3,4,5-tetrachloro-	230	C6H2Cl4O	004901-51-3	96
2	Phenol, 2,3,4,6-tetrachloro-	230	C6H2Cl4O	000058-90-2	96
3	Phenol, 2,3,5,6-tetrachloro-	230	C6H2Cl4O	000935-95-5	93
4	Phenol, 2,3,5,6-tetrachloro-	230	C6H2Cl4O	000935-95-5	91
5	Phenol, 2,3,4,5-tetrachloro-	230	C6H2Cl4O	004901-51-3	91

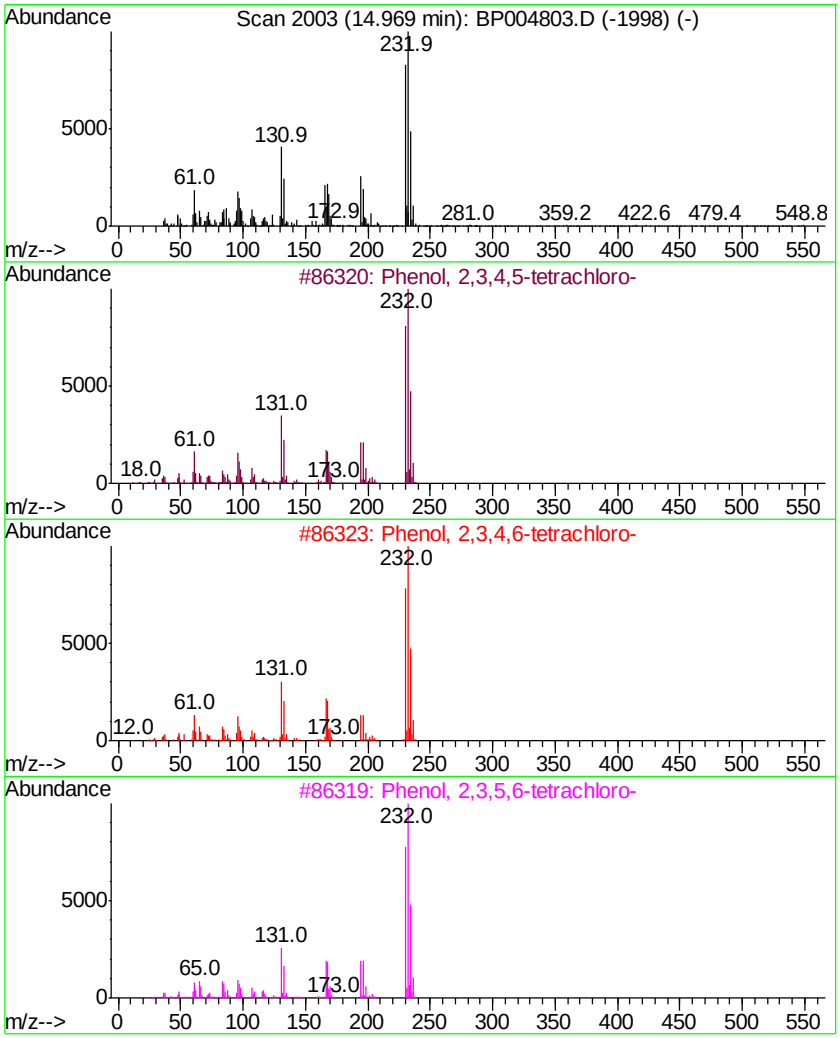

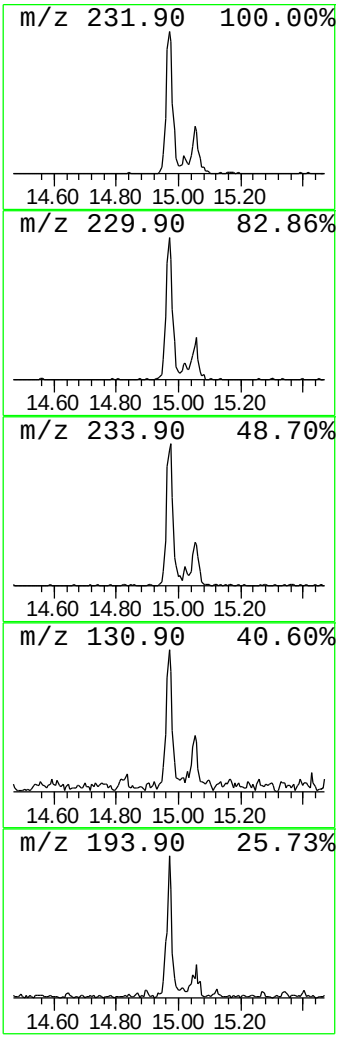

Tentatively Identified Compound (LSC) summary

Data Path : Z:\SVOASRV\HPCHEM1\BNA_P\DATA\BP021721\
Data File : BP004803.D
Acq On : 18 Feb 2021 10:05
Operator : CG/JU
Sample : M1407-07DL 5X
Misc :
ALS Vial : 39 Sample Multiplier: 1

Instrument :
BNA_P
ClientSampleId :
DBGK7DL

Quant Method : Z:\SVOASRV\HPCHEM1\BNA_P\METHODS\SOM-EPA-BP020821MA.M
Quant Title : SVOA CALIBRATION

TIC Library : C:\DATABASE\NIST11.L
TIC Integration Parameters: LSCINT.P

TIC Top Hit name	RT	EstConc	Units	Response	Internal Standard #	RT	Resp	Conc
Benzofuran	7.49	3.3	ng/ul	51799	1	7.77	315656	20.0
Indene	8.30	2.6	ng/ul	40444	1	7.77	315656	20.0
Benzonitrile, 2-m...	8.62	2.3	ng/ul	36633	1	7.77	315656	20.0
Benzofuran, 2-met...	9.25	2.3	ng/ul	47388	2	10.57	415835	20.0
Benzo[c]thiophene	10.73	14.7	ng/ul	305525	2	10.57	415835	20.0
Naphthalene, 1-me...	12.45	13.3	ng/ul	275977	2	10.57	415835	20.0
Naphthalene, 1,6-...	13.59	2.5	ng/ul	65604	3	14.42	521754	20.0
2-Naphthalenecarb...	14.55	3.8	ng/ul	100151	3	14.42	521754	20.0
Phenol, 2,3,4,5-t...	14.97	2.1	ng/ul	54027	3	14.42	521754	20.0