LSC Area Percent Report

Data Path : Z:\SVOASRV\HPCHEM1\BNA P\DATA\BP062520\
Data File : BP002539.D
Acq On : 25 Jun 2020 13:34
Operator : CG/JU
Sample : L3090-01
Misc :
ALS Vial : 5 Sample Multiplier: 1

Instrument :
BNA_P
ClientSampleId :
359-RO

Integration Parameters: rteint.p
Integrator: RTE
Smoothing : ON Filtering: 5
Sampling : 1 Min Area: 3 % of largest Peak
Start Thrs: 0.2 Max Peaks: 100
Stop Thrs : 0 Peak Location: TOP

If leading or trailing edge < 100 prefer < Baseline drop else tangent >
Peak separation: 5

Method : Z:\SVOASRV\HPCHEM1\BNA_P\METHODS\8270-BP060520.M
Title : ASP BNA STANDARDS FOR 5 POINT CALIBRATION

Signal : TIC

peak #	R.T. min	first scan	max scan	last scan	PK TY	peak height	corr. area	corr. % max.	% of total
1	5.205	387	394	413	rBV	2743646	4469490	38.25%	7.191%
2	6.781	653	662	679	rBV	2901603	4965083	42.49%	7.989%
3	7.581	789	798	809	rBV	605451	977532	8.37%	1.573%
4	7.905	845	853	863	rBV	2565255	4268572	36.53%	6.868%
5	8.728	984	993	1013	rBV	2146315	3688705	31.57%	5.935%
6	10.357	1261	1270	1286	rBV	817981	1411743	12.08%	2.271%
7	12.851	1686	1694	1720	rBV	5133799	8196072	70.14%	13.187%
8	13.151	1738	1745	1754	rBV	202795	303452	2.60%	0.488%
9	13.693	1831	1837	1851	rBV	447590	687589	5.88%	1.106%
10	14.234	1922	1929	1939	rBV2	1303189	1971166	16.87%	3.172%
11	15.740	2177	2185	2205	rBV	4095807	6672359	57.10%	10.736%
12	16.992	2392	2398	2411	rBV	1762808	2471747	21.15%	3.977%
13	17.922	2552	2556	2561	rBV	91376	124039	1.06%	0.200%
14	19.586	2833	2839	2844	rBV	8220706	11684715	100.00%	18.800%
15	20.839	3048	3052	3057	rBV2	773567	1104344	9.45%	1.777%
16	20.892	3057	3061	3071	rVB	285945	425318	3.64%	0.684%
17	21.039	3082	3086	3091	rBV	216397	244212	2.09%	0.393%
18	21.098	3091	3096	3102	rBV	2500317	2975040	25.46%	4.787%
19	21.280	3123	3127	3131	rBV	151136	173230	1.48%	0.279%
20	21.710	3196	3200	3208	rBV2	216182	354877	3.04%	0.571%
21	22.169	3274	3278	3283	rVB	206722	259903	2.22%	0.418%
22	22.669	3359	3363	3367	rBV	276443	365821	3.13%	0.589%
23	23.233	3454	3459	3464	rBV	217933	378505	3.24%	0.609%
24	23.304	3464	3471	3485	rVB	1713082	3307138	28.30%	5.321%
25	23.880	3564	3569	3575	rVB	194153	349199	2.99%	0.562%
26	23.957	3578	3582	3593	rVB3	143851	322387	2.76%	0.519%

Sum of corrected areas: 62152238

LSC Report - Integrated Chromatogram

Data Path : Z:\SVOASRV\HPCHEM1\BNA_P\DATA\BP062520\
Data File : BP002539.D
Acq On : 25 Jun 2020 13:34
Operator : CG/JU
Sample : L3090-01
Misc :
ALS Vial : 5 Sample Multiplier: 1

Instrument :
BNA_P
ClientSampleId :
359-RO

Quant Method : Z:\SVOASRV\HPCHEM1\BNA_P\METHODS\8270-BP060520.M
Quant Title : ASP BNA STANDARDS FOR 5 POINT CALIBRATION

TIC Library : C:\DATABASE\NIST11.L
TIC Integration Parameters: LSCINT.P

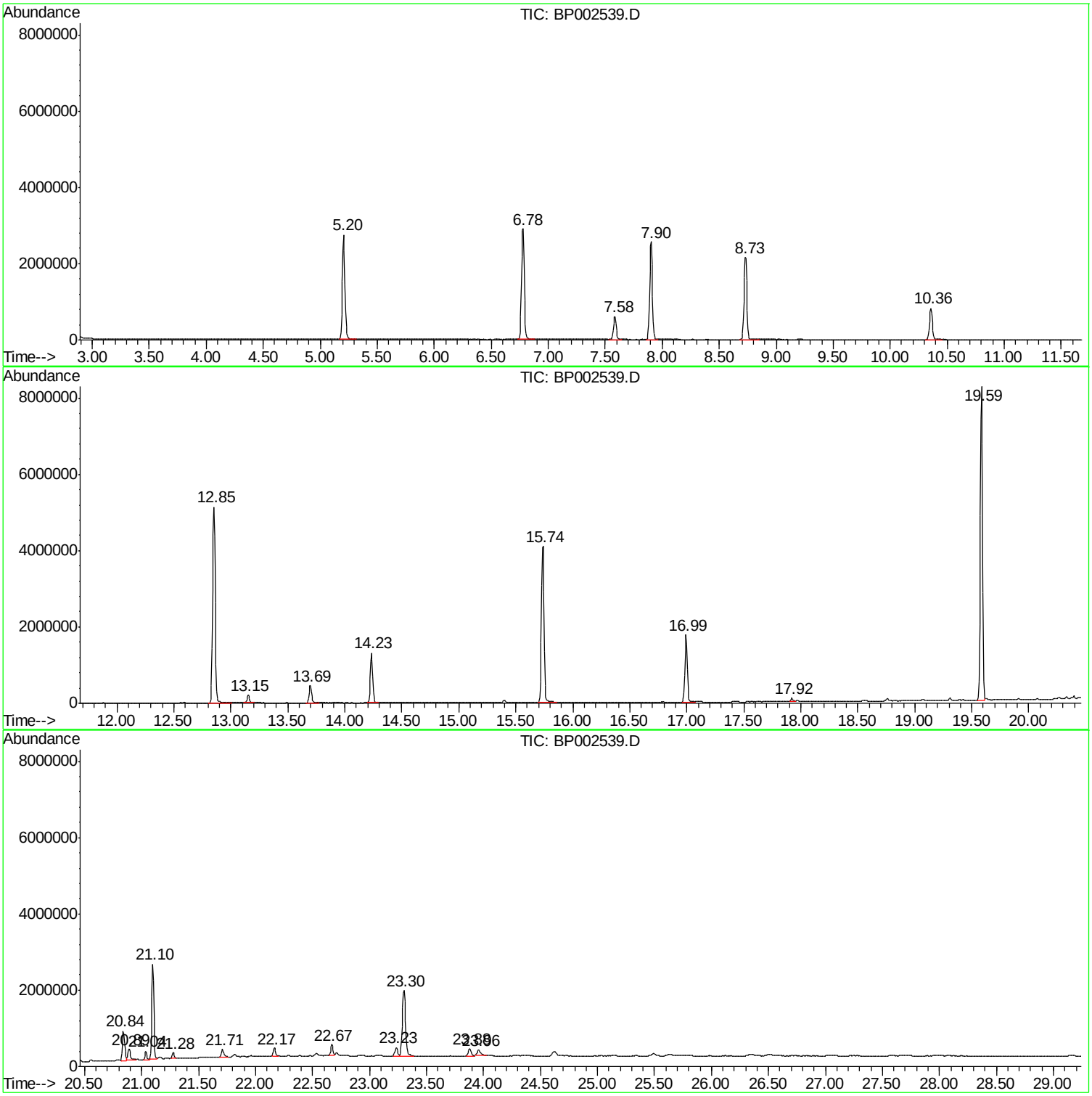

Library Search Compound Report

Data Path : Z:\SVOASRV\HPCHEM1\BNA P\DATA\BP062520\
Data File : BP002539.D
Acq On : 25 Jun 2020 13:34
Operator : CG/JU
Sample : L3090-01
Misc :
ALS Vial : 5 Sample Multiplier: 1

Instrument :
BNA_P
ClientSampleId :
359-RO

Quant Method : Z:\SVOASRV\HPCHEM1\BNA_P\METHODS\8270-BP060520.M
Quant Title : ASP BNA STANDARDS FOR 5 POINT CALIBRATION

TIC Library : C:\DATABASE\NIST11.L
TIC Integration Parameters: LSCINT.P

****
Peak Number 2 2,4,7,9-Tetramethyl-5-decyn... Concentration Rank 3

R.T.	EstConc	Area	Relative to ISTD	R.T.
13.15	3.08 ng	303452	Acenaphthene-d10	14.23

Hit# of 5	Tentative ID	MW	MolForm	CAS#	Qual
1	2,4,7,9-Tetramethyl-5-decyn-4,7-...	226	C14H26O2	000126-86-3	91
2	m-Isopropoxyaniline	151	C9H13NO	041406-00-2	59
3	Pyridine, 2-butyl-, 1-oxide	151	C9H13NO	031396-32-4	59
4	Metacetamol	151	C8H9NO2	000621-42-1	59
5	3-Pyridinol, 4-methyl-, acetate ...	151	C8H9NO2	001006-96-8	59

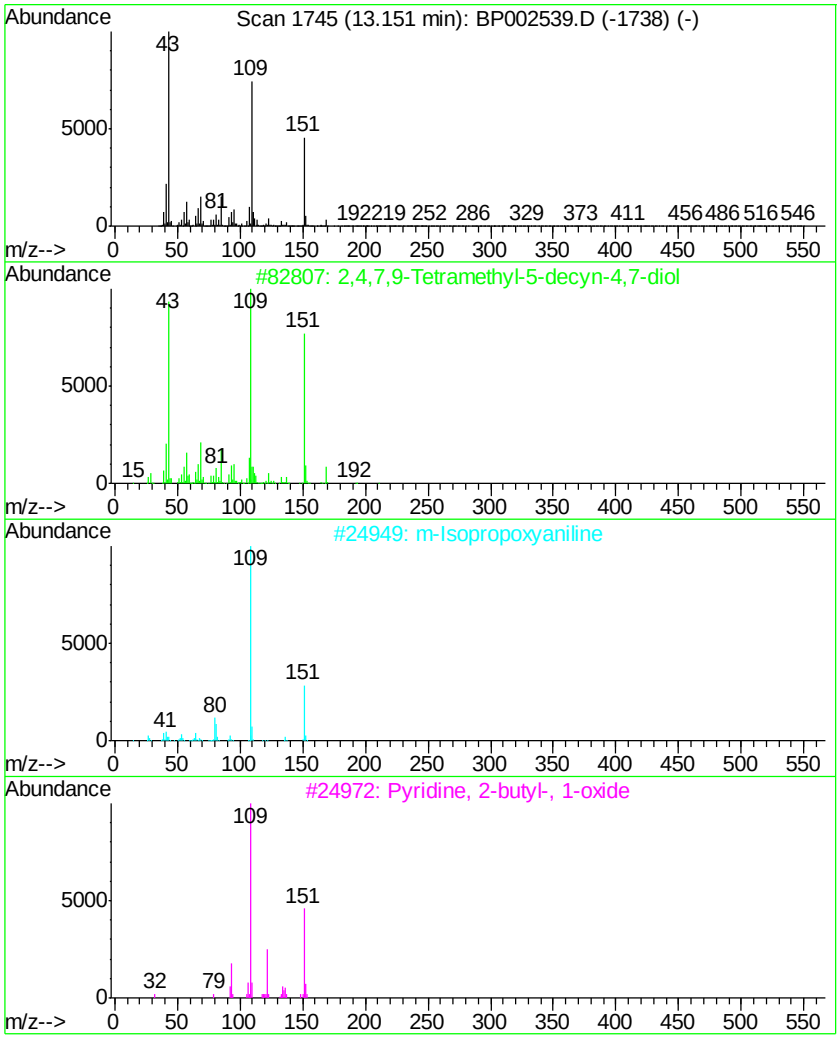

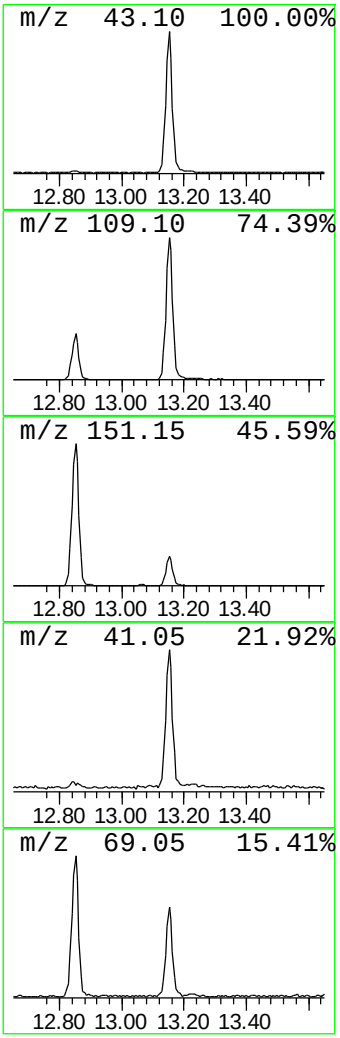

Library Search Compound Report

Data Path : Z:\SVOASRV\HPCHEM1\BNA_P\DATA\BP062520\
Data File : BP002539.D
Acq On : 25 Jun 2020 13:34
Operator : CG/JU
Sample : L3090-01
Misc :
ALS Vial : 5 Sample Multiplier: 1

Instrument :
BNA_P
ClientSampleId :
359-RO

Quant Method : Z:\SVOASRV\HPCHEM1\BNA_P\METHODS\8270-BP060520.M
Quant Title : ASP BNA STANDARDS FOR 5 POINT CALIBRATION

TIC Library : C:\DATABASE\NIST11.L
TIC Integration Parameters: LSCINT.P

****

Peak Number 3 n-Tetracosanol-1 Concentration Rank 2

R.T.	EstConc	Area	Relative to ISTD	R.T.
20.84	7.42 ng	1104340	Chrysene-d12	21.10

Hit# of 5	Tentative ID	MW	MolForm	CAS#	Qual
1	n-Tetracosanol-1	354	C24H50O	000506-51-4	94
2	Behenic alcohol	326	C22H46O	000661-19-8	94
3	1-Heneicosyl formate	340	C22H44O2	077899-03-7	94
4	1-Heneicosanol	312	C21H44O	015594-90-8	93
5	1-Heptacosanol	396	C27H56O	002004-39-9	93

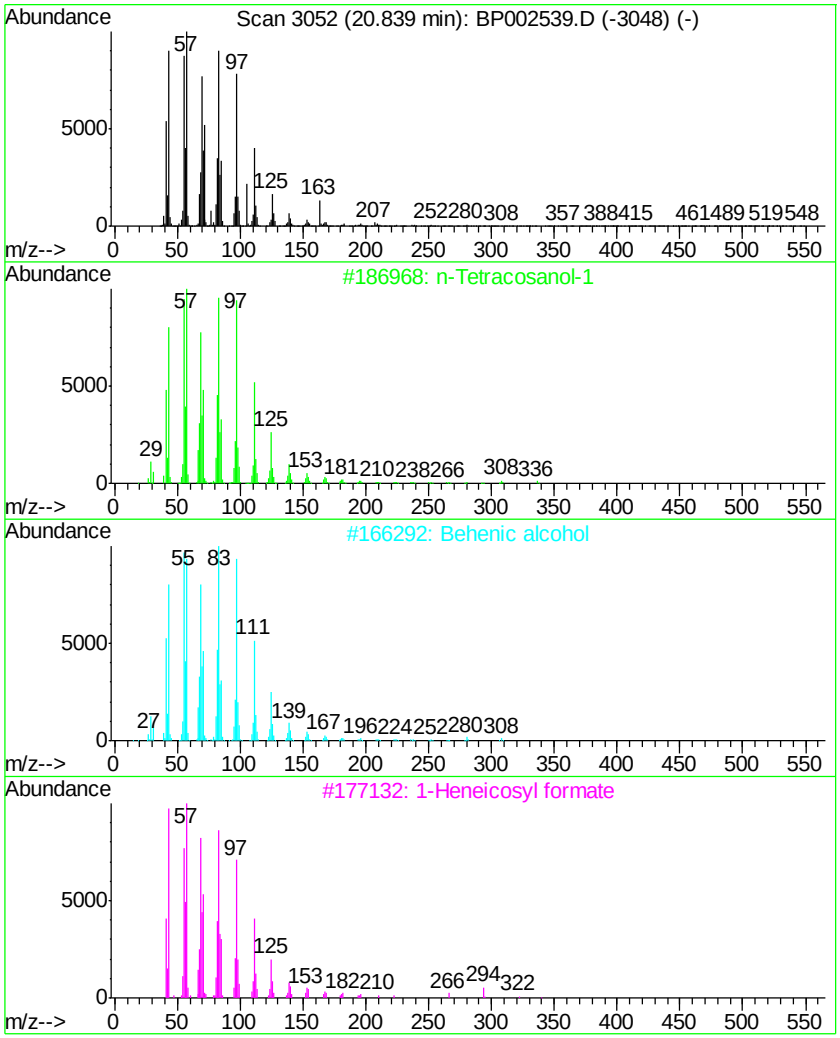

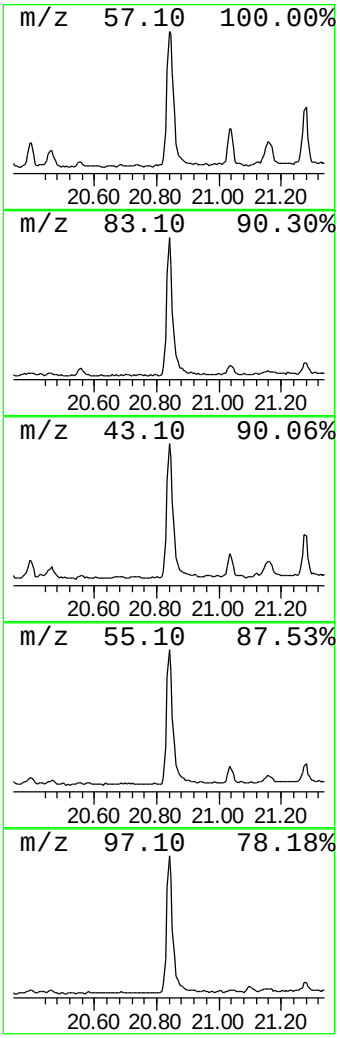

Library Search Compound Report

Data Path : Z:\SVOASRV\HPCHEM1\BNA P\DATA\BP062520\
Data File : BP002539.D
Acq On : 25 Jun 2020 13:34
Operator : CG/JU
Sample : L3090-01
Misc :
ALS Vial : 5 Sample Multiplier: 1

Instrument :
BNA_P
ClientSampleId :
359-RO

Quant Method : Z:\SVOASRV\HPCHEM1\BNA_P\METHODS\8270-BP060520.M
Quant Title : ASP BNA STANDARDS FOR 5 POINT CALIBRATION

TIC Library : C:\DATABASE\NIST11.L
TIC Integration Parameters: LSCINT.P

****
Peak Number 4 1,3-Dioxolane, 2-(methoxyme... Concentration Rank 4

R.T.	EstConc	Area	Relative to ISTD	R.T.
20.89	2.86 ng	425318	Chrysene-d12	21.10

Hit# of 5	Tentative ID	MW	MolForm	CAS#	Qual
1	1,3-Dioxolane, 2-(methoxymethyl)...	194	C11H14O3	1000156-71-2	74
2	2-(2-(2-Methoxyethoxy)ethoxy)eth...	268	C14H20O5	1000366-99-1	74
3	2,2'-(Ethane-1,2-diylbis(oxy))bi...	358	C20H22O6	1000366-99-4	74
4	Diethylene glycol dibenzoate	314	C18H18O5	000120-55-8	64
5	Benzoic acid, 2-(4-nitrophenoxy)...	287	C15H13NO5	1000368-92-7	56

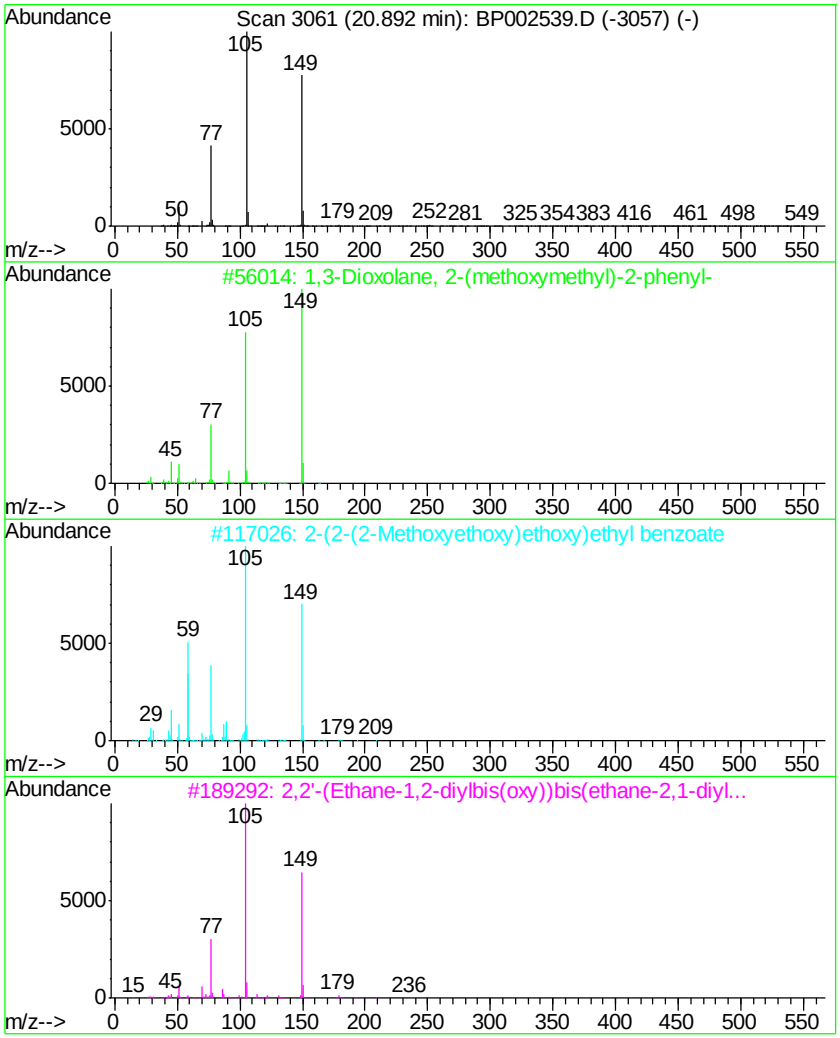

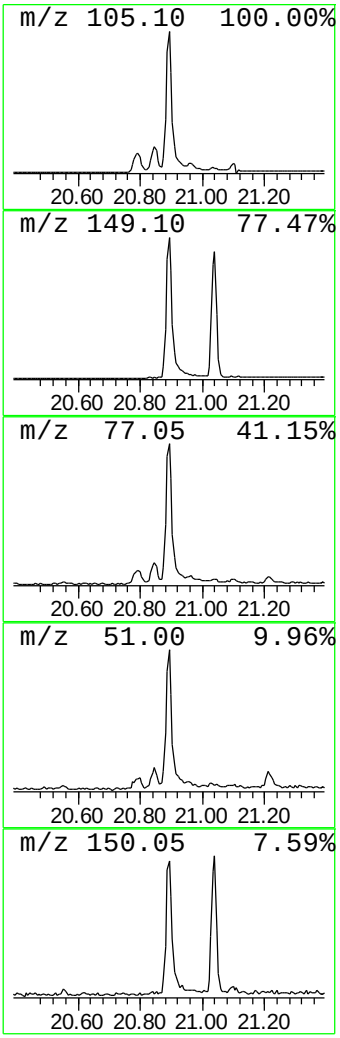

Library Search Compound Report

Data Path : Z:\SVOASRV\HPCHEM1\BNA_P\DATA\BP062520\
Data File : BP002539.D
Acq On : 25 Jun 2020 13:34
Operator : CG/JU
Sample : L3090-01
Misc :
ALS Vial : 5 Sample Multiplier: 1

Instrument :
BNA_P
ClientSampleId :
359-RO

Quant Method : Z:\SVOASRV\HPCHEM1\BNA_P\METHODS\8270-BP060520.M
Quant Title : ASP BNA STANDARDS FOR 5 POINT CALIBRATION

TIC Library : C:\DATABASE\NIST11.L
TIC Integration Parameters: LSCINT.P

****

Peak Number 5 Heptadecane Concentration Rank 5

R.T.	EstConc	Area	Relative to ISTD	R.T.
21.71	2.39 ng	354877	Chrysene-d12	21.10

Hit# of 5	Tentative ID	MW	MolForm	CAS#	Qual
1	Heptadecane	240	C17H36	000629-78-7	95
2	Tetracosane	338	C24H50	000646-31-1	95
3	Dotriacontane	451	C32H66	000544-85-4	93
4	Eicosane	282	C20H42	000112-95-8	93
5	Hexacosane	366	C26H54	000630-01-3	91

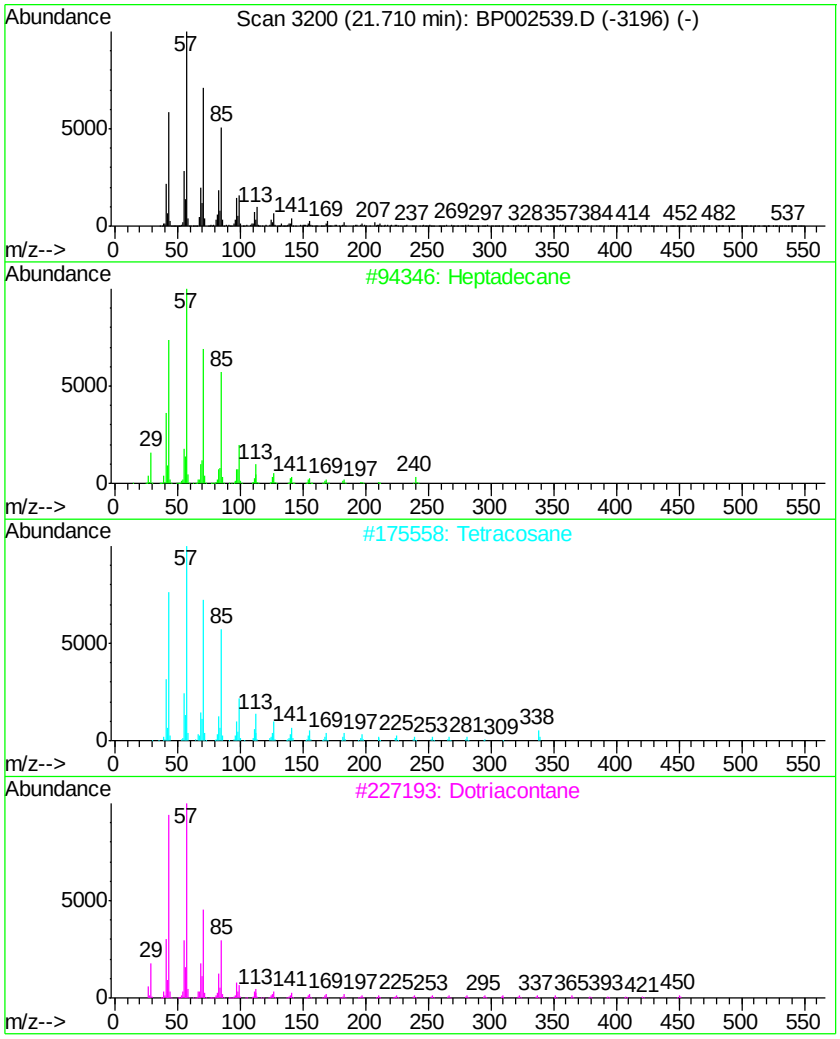

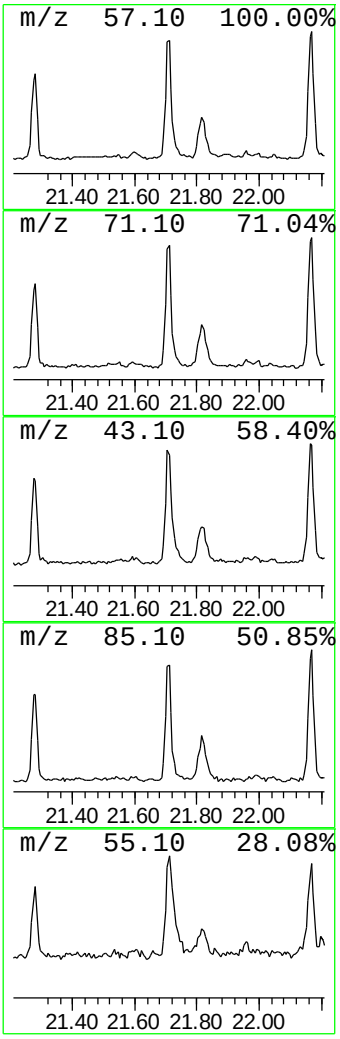

Library Search Compound Report

Data Path : Z:\SVOASRV\HPCHEM1\BNA P\DATA\BP062520\
Data File : BP002539.D
Acq On : 25 Jun 2020 13:34
Operator : CG/JU
Sample : L3090-01
Misc :
ALS Vial : 5 Sample Multiplier: 1

Instrument :
BNA_P
ClientSampleId :
359-RO

Quant Method : Z:\SVOASRV\HPCHEM1\BNA_P\METHODS\8270-BP060520.M
Quant Title : ASP BNA STANDARDS FOR 5 POINT CALIBRATION

TIC Library : C:\DATABASE\NIST11.L
TIC Integration Parameters: LSCINT.P

****

Peak Number 6 Docosane Concentration Rank 7

R.T.	EstConc	Area	Relative to ISTD	R.T.
22.67	2.21 ng	365821	Perylene-d12	23.30

Hit# of 5	Tentative ID	MW	MolForm	CAS#	Qual
1	Docosane	310	C22H46	000629-97-0	97
2	Nonadecane	268	C19H40	000629-92-5	94
3	Tricosane	324	C23H48	000638-67-5	93
4	Tetracosane	338	C24H50	000646-31-1	93
5	Hexacosane	366	C26H54	000630-01-3	91

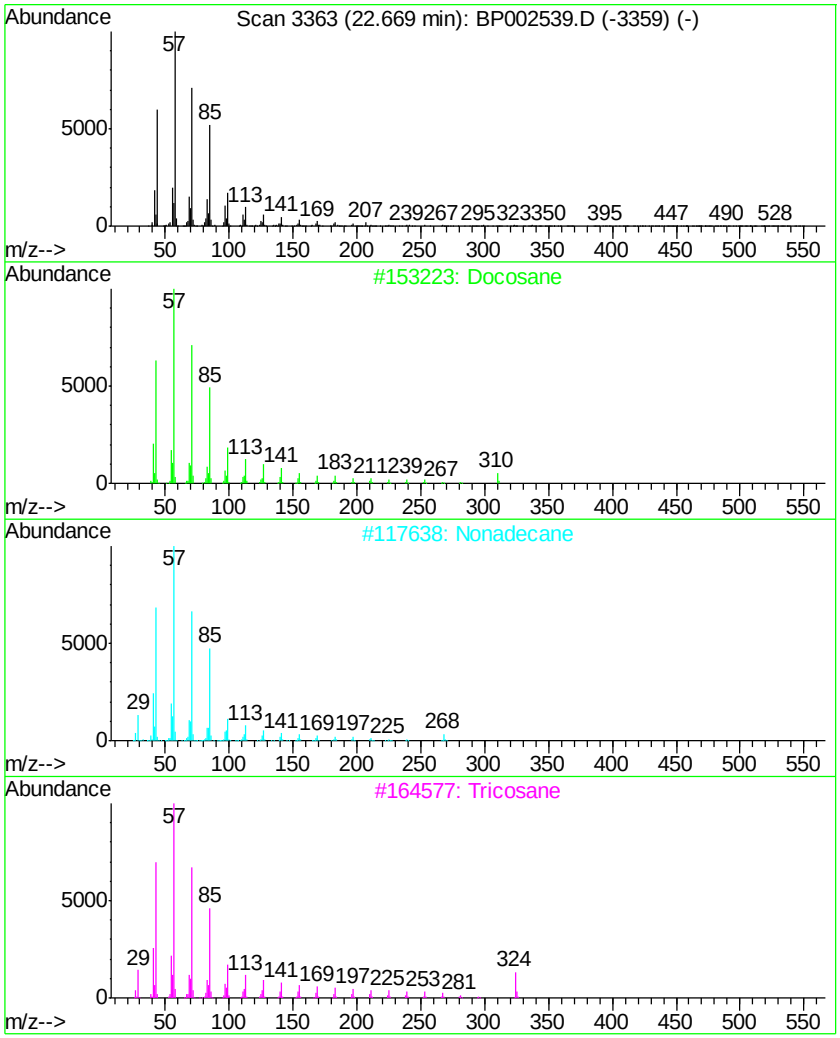

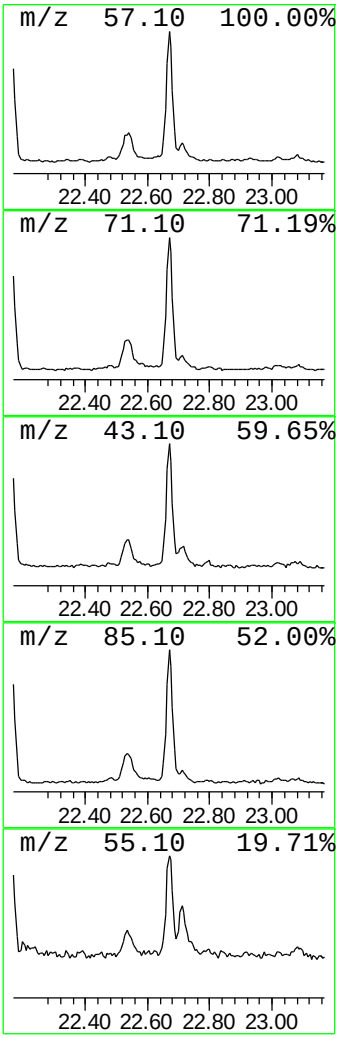

Library Search Compound Report

Data Path : Z:\SVOASRV\HPCHEM1\BNA_P\DATA\BP062520\
Data File : BP002539.D
Acq On : 25 Jun 2020 13:34
Operator : CG/JU
Sample : L3090-01
Misc :
ALS Vial : 5 Sample Multiplier: 1

Instrument :
BNA_P
ClientSampleId :
359-RO

Quant Method : Z:\SVOASRV\HPCHEM1\BNA_P\METHODS\8270-BP060520.M
Quant Title : ASP BNA STANDARDS FOR 5 POINT CALIBRATION

TIC Library : C:\DATABASE\NIST11.L
TIC Integration Parameters: LSCINT.P

****

Peak Number 7 Docosane, 5-butyl- Concentration Rank 6

R.T.	EstConc	Area	Relative to ISTD	R.T.
23.23	2.29 ng	378505	Perylene-d12	23.30

Hit# of 5	Tentative ID	MW	MolForm	CAS#	Qual
1	Docosane, 5-butyl-	366	C26H54	055282-16-1	93
2	Docosane, 9-butyl-	366	C26H54	055282-14-9	91
3	Heneicosane	296	C21H44	000629-94-7	91
4	Tetracosane	338	C24H50	000646-31-1	91
5	Octacosane	394	C28H58	000630-02-4	91

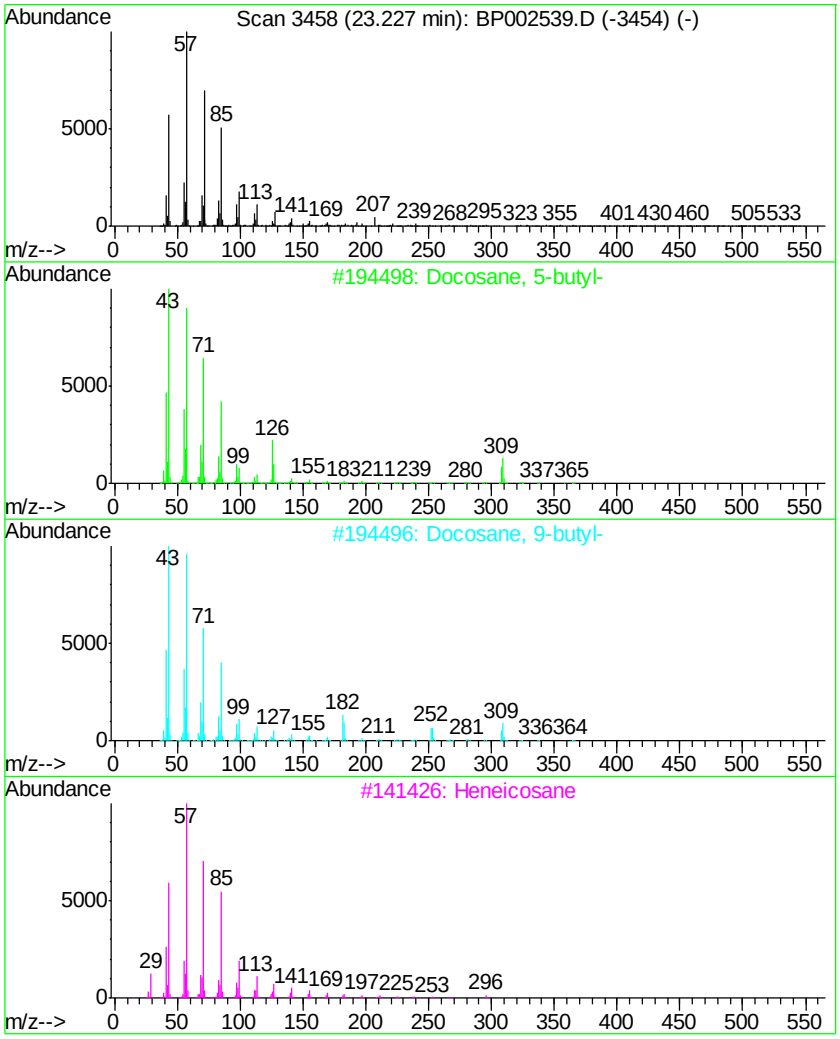

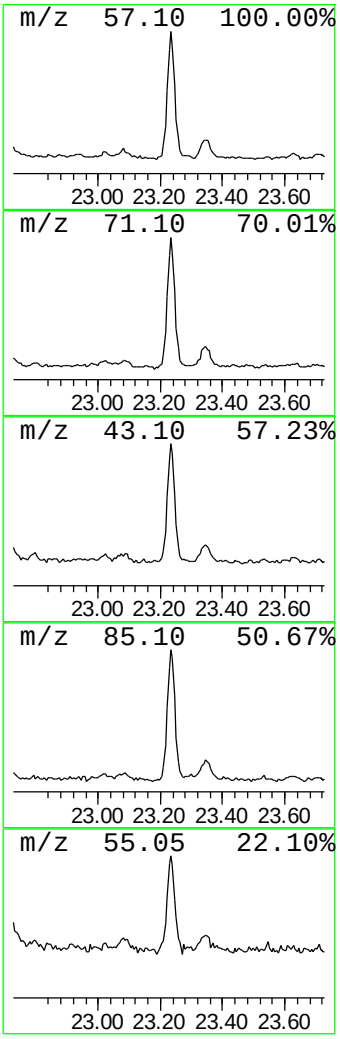

Library Search Compound Report

Data Path : Z:\SVOASRV\HPCHEM1\BNA P\DATA\BP062520\
Data File : BP002539.D
Acq On : 25 Jun 2020 13:34
Operator : CG/JU
Sample : L3090-01
Misc :
ALS Vial : 5 Sample Multiplier: 1

Instrument :
BNA_P
ClientSampleId :
359-RO

Quant Method : Z:\SVOASRV\HPCHEM1\BNA_P\METHODS\8270-BP060520.M
Quant Title : ASP BNA STANDARDS FOR 5 POINT CALIBRATION

TIC Library : C:\DATABASE\NIST11.L
TIC Integration Parameters: LSCINT.P

****

Peak Number 8 Heneicosane Concentration Rank 8

R.T.	EstConc	Area	Relative to ISTD	R.T.
23.88	2.11 ng	349199	Perylene-d12	23.30

Hit# of 5	Tentative ID	MW	MolForm	CAS#	Qual
1	Heneicosane	296	C21H44	000629-94-7	97
2	Eicosane, 10-methyl-	296	C21H44	054833-23-7	94
3	Tetracosane	338	C24H50	000646-31-1	93
4	2-Bromo dodecane	248	C12H25Br	013187-99-0	93
5	Pentadecane, 8-hexyl-	296	C21H44	013475-75-7	93

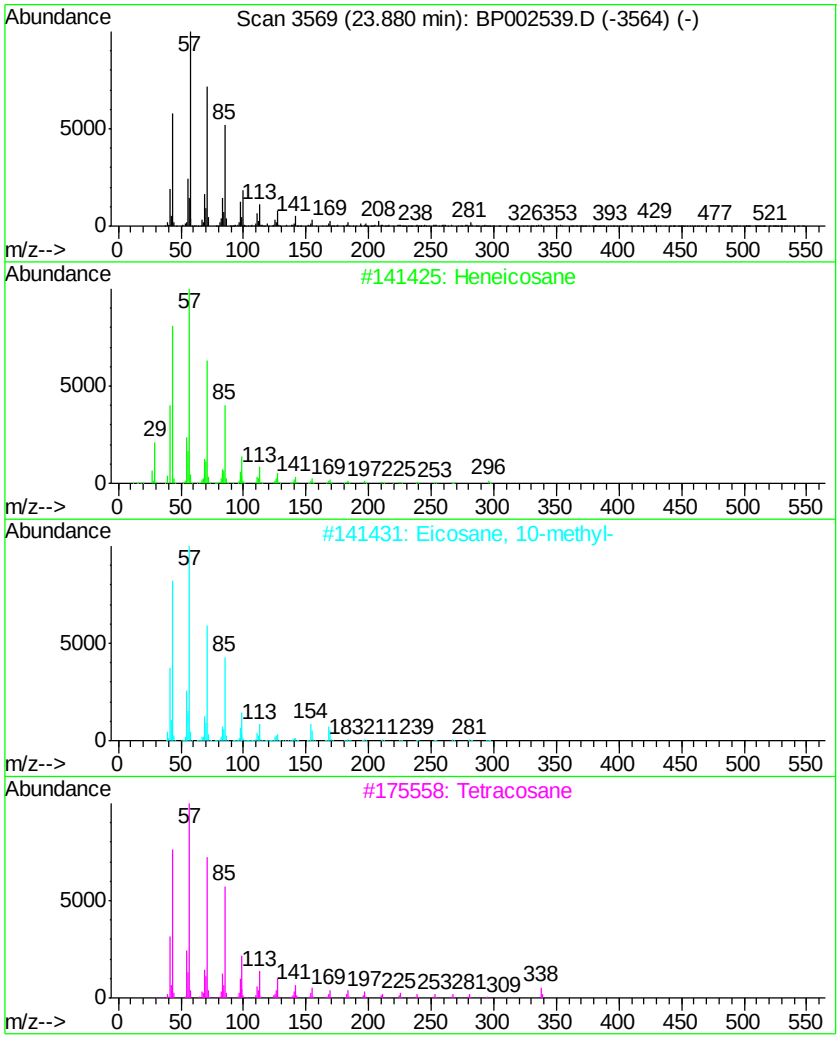

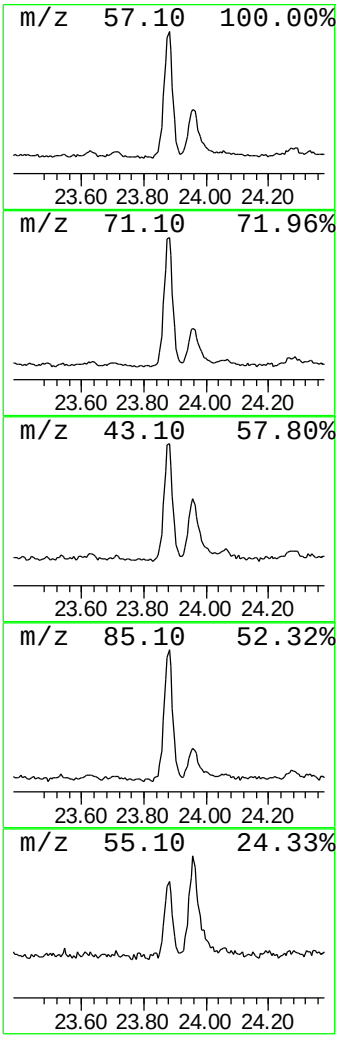

Tentatively Identified Compound (LSC) summary

Data Path : Z:\SVOASRV\HPCHEM1\BNA_P\DATA\BP062520\
Data File : BP002539.D
Acq On : 25 Jun 2020 13:34
Operator : CG/JU
Sample : L3090-01
Misc :
ALS Vial : 5 Sample Multiplier: 1

Instrument :
BNA_P
ClientSampleId :
359-RO

Quant Method : Z:\SVOASRV\HPCHEM1\BNA_P\METHODS\8270-BP060520.M
Quant Title : ASP BNA STANDARDS FOR 5 POINT CALIBRATION

TIC Library : C:\DATABASE\NIST11.L
TIC Integration Parameters: LSCINT.P

TIC Top Hit name	RT	EstConc	Units	Response	Internal Standard #	RT	Resp	Conc
2,4,7,9-Tetrameth...	13.15	3.1	ng	303452	3	14.23	1971170	20.0
n-Tetracosanol-1	20.84	7.4	ng	1104340	5	21.10	2975040	20.0
1,3-Dioxolane, 2-...	20.89	2.9	ng	425318	5	21.10	2975040	20.0
Heptadecane	21.71	2.4	ng	354877	5	21.10	2975040	20.0
Docosane	22.67	2.2	ng	365821	6	23.30	3307140	20.0
Docosane, 5-butyl-	23.23	2.3	ng	378505	6	23.30	3307140	20.0
Heneicosane	23.88	2.1	ng	349199	6	23.30	3307140	20.0