

Data Path : Z:\SVOASRV\HPCHEM1\BNA G\DATA\BG020819\
 Data File : BG039421.D
 Acq On : 8 Feb 2019 18:36
 Operator : JU/SJ
 Sample : K1404-05
 Misc :
 ALS Vial : 8 Sample Multiplier: 1

Instrument :
 BNA_G
 ClientSampleId :
 DUP-02-06-19

Integration Parameters: rteint.p
 Integrator: RTE
 Smoothing : ON Filtering: 5
 Sampling : 1 Min Area: 3 % of largest Peak
 Start Thrs: 0.2 Max Peaks: 100
 Stop Thrs : 0 Peak Location: TOP

If leading or trailing edge < 100 prefer < Baseline drop else tangent >
 Peak separation: 5

Method : Z:\SVOASRV\HPCHEM1\BNA G\METHODS\8270-BG012919.M
 Title : ASP BNA STANDARDS FOR 5 POINT CALIBRATION

Signal : TIC

peak #	R.T. min	first scan	max scan	last scan	PK TY	peak height	corr. area	corr. % max.	% of total
1	3.224	18	23	32	rBV	87626	159181	3.79%	0.652%
2	3.295	32	35	45	rVB	57232	82552	1.96%	0.338%
3	5.257	362	369	379	rVB	72857	121664	2.89%	0.498%
4	5.715	439	447	462	rBV	1164510	1857466	44.20%	7.610%
5	7.313	711	719	731	rBV	1205146	2231086	53.09%	9.140%
6	7.701	776	785	794	rBV	1131899	1959711	46.63%	8.028%
7	8.176	858	866	879	rVB	201527	348126	8.28%	1.426%
8	8.499	912	921	929	rBV	809739	1379188	32.82%	5.650%
9	9.351	1057	1066	1075	rBV	688565	1260267	29.99%	5.163%
10	10.996	1339	1346	1354	rVB	279713	498374	11.86%	2.042%
11	13.422	1751	1759	1769	rBV	1761775	2770548	65.92%	11.350%
12	14.239	1891	1898	1904	rBV	149060	215047	5.12%	0.881%
13	14.797	1985	1993	2002	rBV2	455568	734902	17.49%	3.011%
14	16.283	2239	2246	2255	rBV	1506985	2329678	55.43%	9.544%
15	17.540	2453	2460	2467	rBV2	611406	931002	22.15%	3.814%
16	18.392	2600	2605	2616	rBV	103806	171378	4.08%	0.702%
17	19.661	2817	2821	2827	rBV4	37157	63361	1.51%	0.260%
18	20.137	2895	2902	2911	rBV	3124697	4202814	100.00%	17.218%
19	21.429	3117	3122	3133	rBV	163230	261247	6.22%	1.070%
20	21.828	3183	3190	3197	rBV	647632	1114735	26.52%	4.567%
21	21.993	3214	3218	3223	rVB2	36589	52643	1.25%	0.216%
22	22.627	3320	3326	3334	rBV3	48981	89193	2.12%	0.365%
23	23.350	3443	3449	3458	rBV	60613	117616	2.80%	0.482%
24	24.196	3587	3593	3601	rVB3	58306	123906	2.95%	0.508%
25	25.212	3754	3766	3779	rBV	389623	1211355	28.82%	4.963%
26	26.405	3957	3969	3980	rVB3	38595	122512	2.91%	0.502%

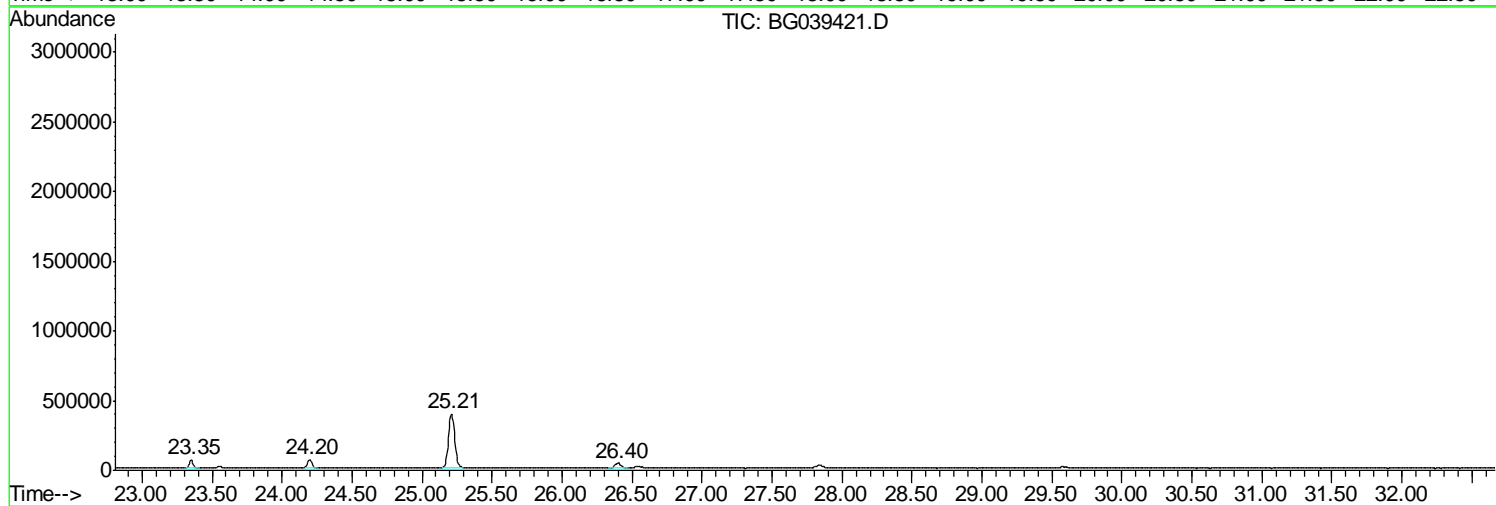
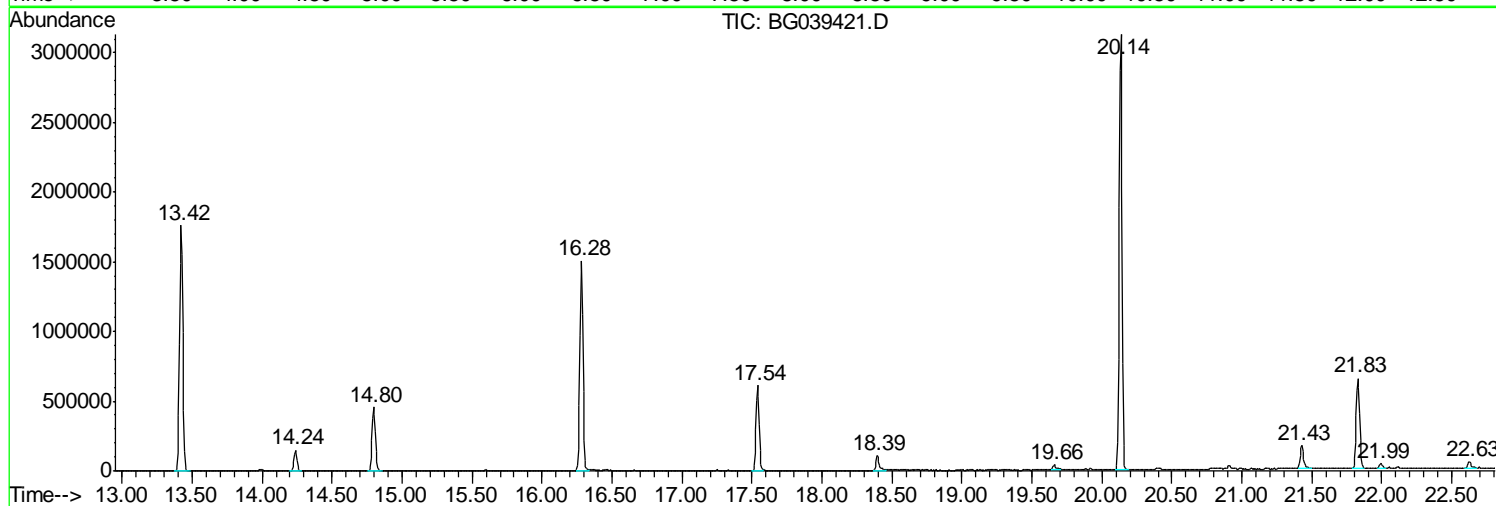
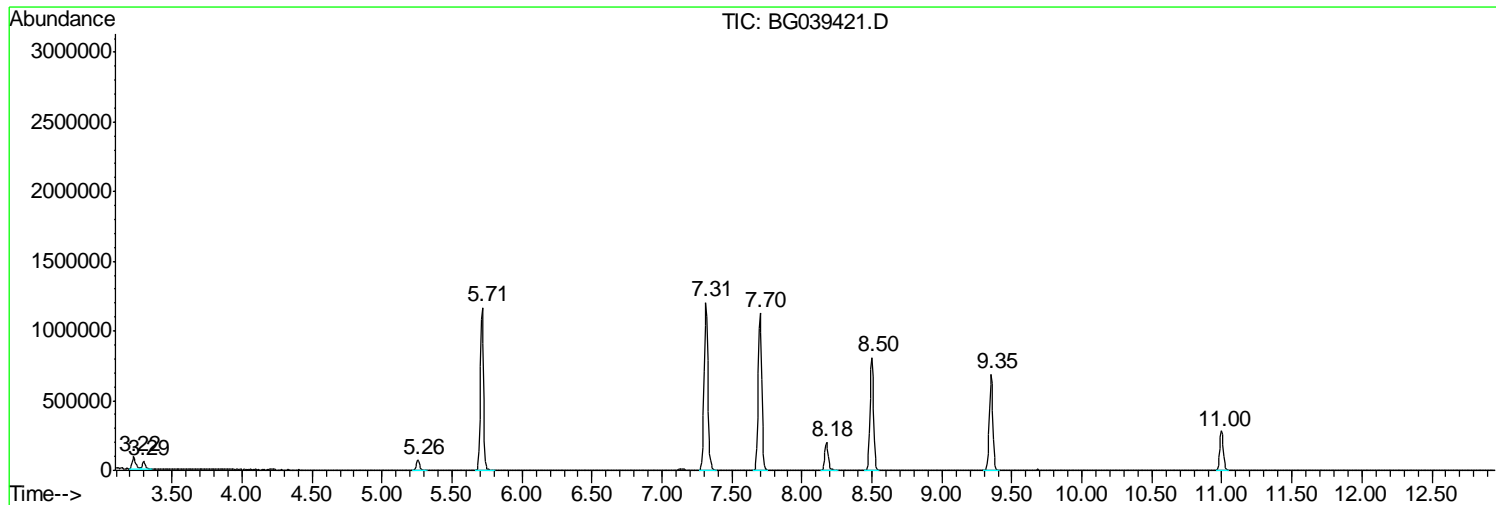
Sum of corrected areas: 24409552

Data Path : Z:\SVOASRV\HPCHEM1\BNA G\DATA\BG020819\
Data File : BG039421.D
Acq On : 8 Feb 2019 18:36
Operator : JU/SJ
Sample : K1404-05
Misc :
ALS Vial : 8 Sample Multiplier: 1

Instrument :
BNA_G
ClientSampleId :
DUP-02-06-19

Quant Method : Z:\SVOASRV\HPCHEM1\BNA G\METHODS\8270-BG012919.M
Quant Title : ASP BNA STANDARDS FOR 5 POINT CALIBRATION

TIC Library : C:\Database\NIST11.L
TIC Integration Parameters: LSCINT.P



Data Path : Z:\SVOASRV\HPCHEM1\BNA G\DATA\BG020819\
 Data File : BG039421.D
 Acq On : 8 Feb 2019 18:36
 Operator : JU/SJ
 Sample : K1404-05
 Misc :
 ALS Vial : 8 Sample Multiplier: 1

Instrument :
 BNA_G
 ClientSampleID :
 DUP-02-06-19

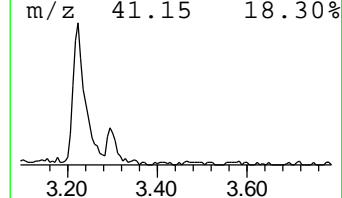
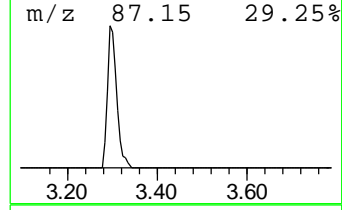
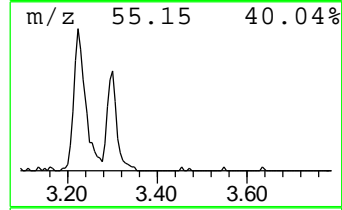
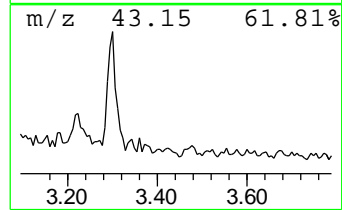
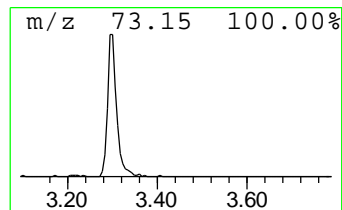
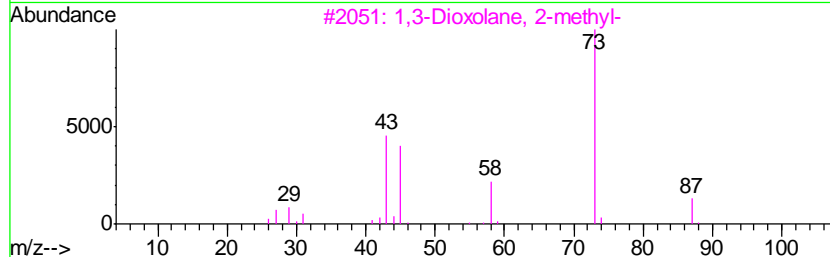
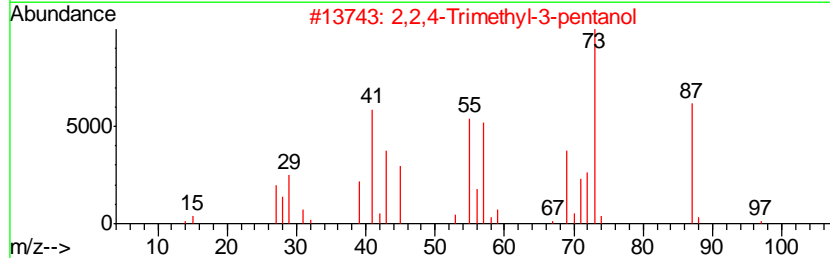
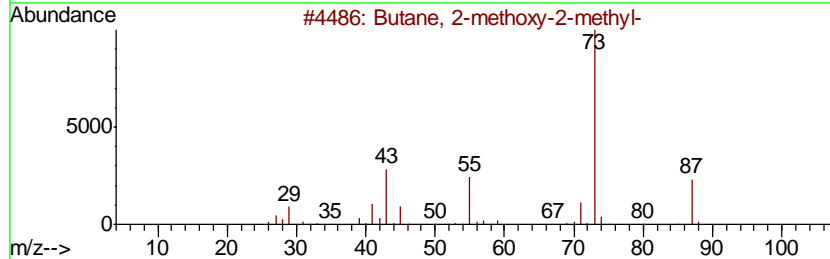
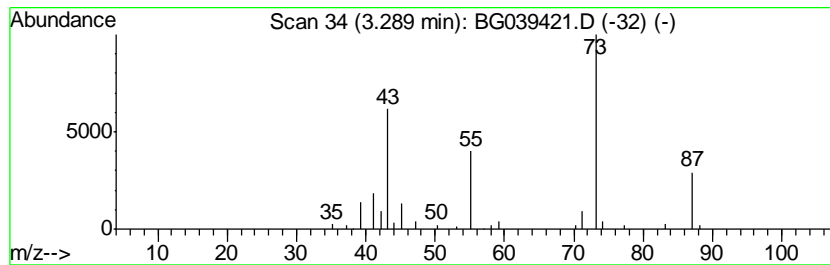
Quant Method : Z:\SVOASRV\HPCHEM1\BNA G\METHODS\8270-BG012919.M
 Quant Title : ASP BNA STANDARDS FOR 5 POINT CALIBRATION

TIC Library : C:\Database\NIST11.L
 TIC Integration Parameters: LSCINT.P

 Peak Number 2 Butane, 2-methoxy-2-methyl- Concentration Rank 5

R.T.	EstConc	Area	Relative to ISTD	R.T.
3.29	4.74 ng	82552	1,4-Dichlorobenzene-d4	8.18

Hit#	of	Tentative ID	MW	MolForm	CAS#	Qual
1	5	Butane, 2-methoxy-2-methyl-	102	C6H14O	000994-05-8	64
2		2,2,4-Trimethyl-3-pentanol	130	C8H18O	005162-48-1	50
3		1,3-Dioxolane, 2-methyl-	88	C4H8O2	000497-26-7	9
4		2-Methyl-5-hexen-3-ol	114	C7H14O	032815-70-6	9
5		3-Hexanol, 2,4-dimethyl-	130	C8H18O	013432-25-2	9



Data Path : Z:\SVOASRV\HPCHEM1\BNA G\DATA\BG020819\
 Data File : BG039421.D
 Acq On : 8 Feb 2019 18:36
 Operator : JU/SJ
 Sample : K1404-05
 Misc :
 ALS Vial : 8 Sample Multiplier: 1

Instrument :
 BNA_G
 ClientSampled :
 DUP-02-06-19

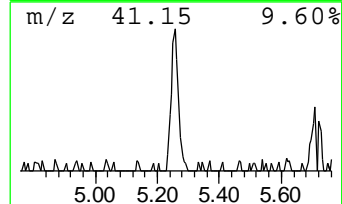
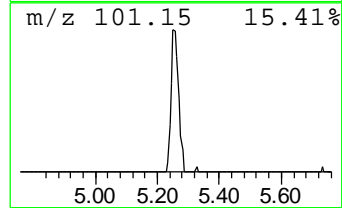
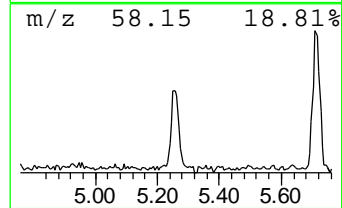
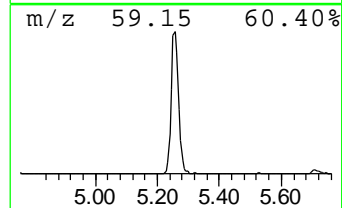
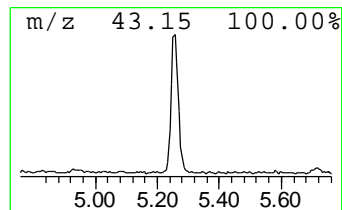
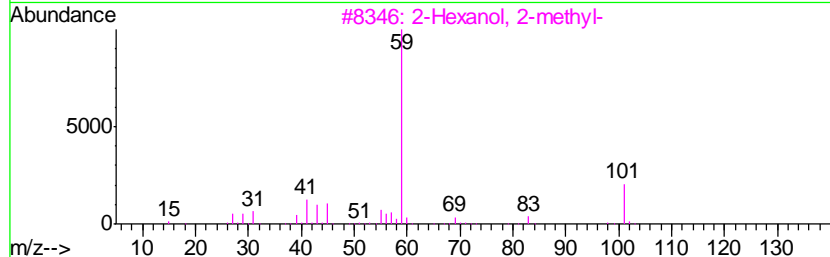
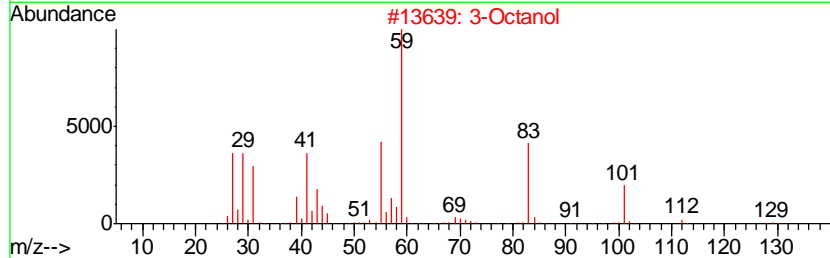
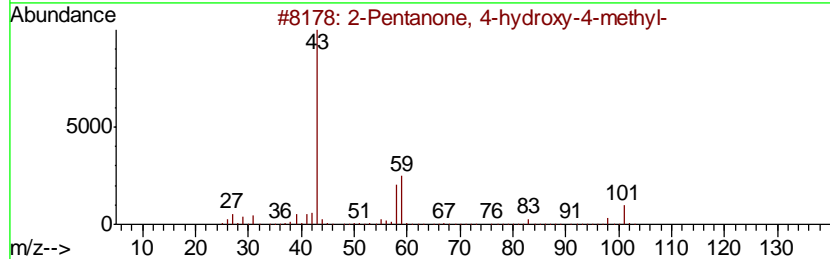
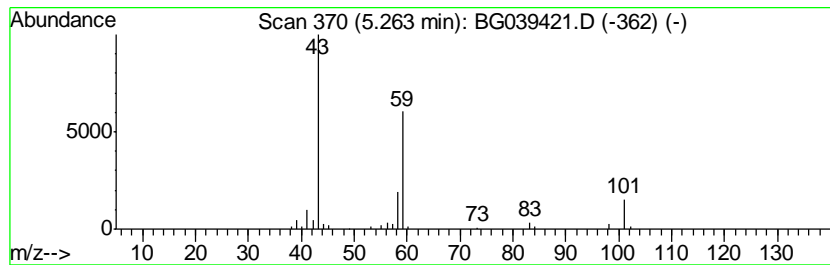
Quant Method : Z:\SVOASRV\HPCHEM1\BNA G\METHODS\8270-BG012919.M
 Quant Title : ASP BNA STANDARDS FOR 5 POINT CALIBRATION

TIC Library : C:\Database\NIST11.L
 TIC Integration Parameters: LSCINT.P

 Peak Number 3 2-Pentanone, 4-hydroxy-4-me... Concentration Rank 4

R.T.	EstConc	Area	Relative to ISTD	R.T.
5.26	6.99 ng	121664	1,4-Dichlorobenzene-d4	8.18

Hit#	of	Tentative ID	MW	MolForm	CAS#	Qual
1	5	2-Pentanone, 4-hydroxy-4-methyl-	116	C6H12O2	000123-42-2	64
2		3-Octanol	130	C8H18O	000589-98-0	33
3		2-Hexanol, 2-methyl-	116	C7H16O	000625-23-0	28
4		3-Hydroxy-3-methyl-2-butanone	102	C5H10O2	000115-22-0	23
5		Acetone	58	C3H6O	000067-64-1	12



Data Path : Z:\SVOASRV\HPCHEM1\BNA G\DATA\BG020819\
 Data File : BG039421.D
 Acq On : 8 Feb 2019 18:36
 Operator : JU/SJ
 Sample : K1404-05
 Misc :
 ALS Vial : 8 Sample Multiplier: 1

Instrument :
 BNA_G
 ClientSampled :
 DUP-02-06-19

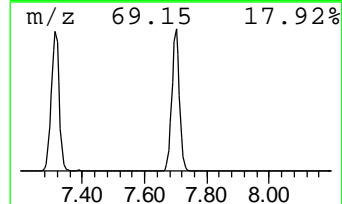
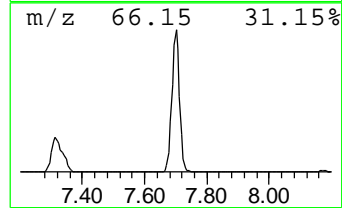
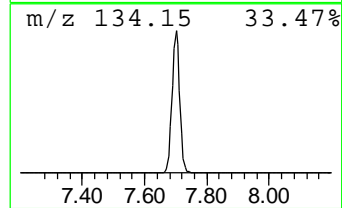
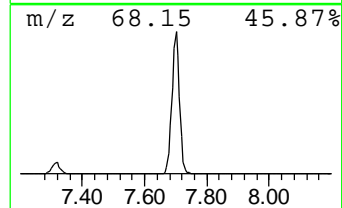
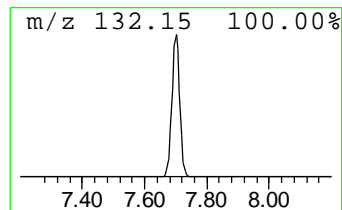
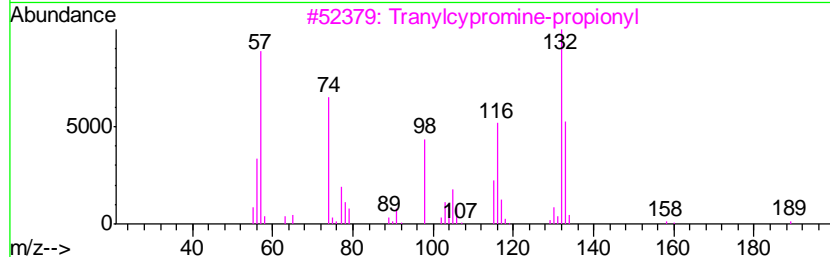
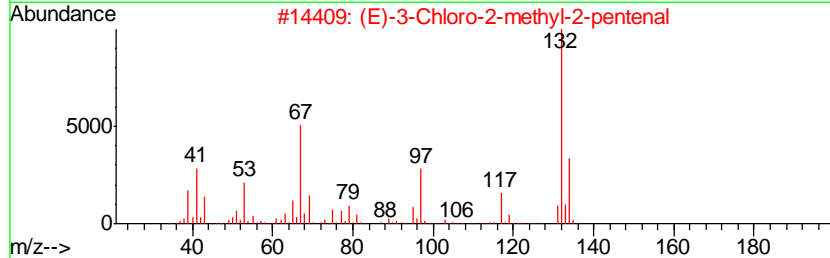
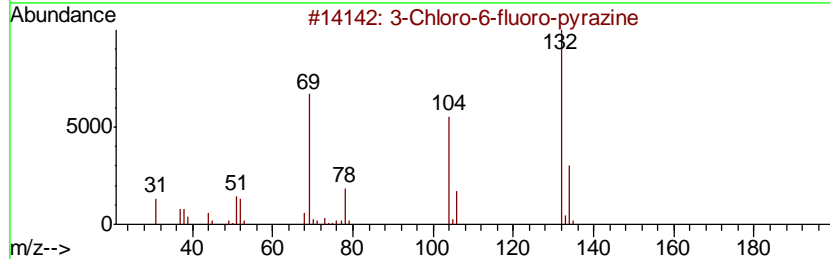
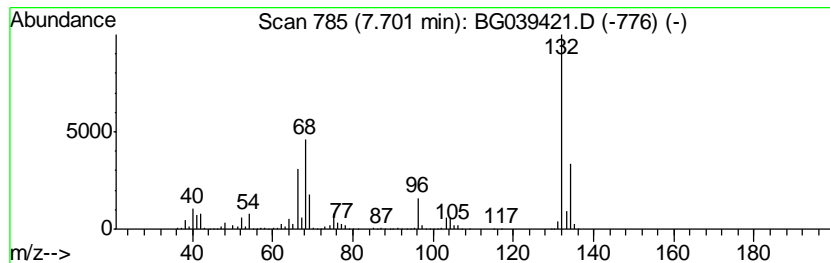
Quant Method : Z:\SVOASRV\HPCHEM1\BNA G\METHODS\8270-BG012919.M
 Quant Title : ASP BNA STANDARDS FOR 5 POINT CALIBRATION

TIC Library : C:\Database\NIST11.L
 TIC Integration Parameters: LSCINT.P

 Peak Number 4 unknown7.70 Concentration Rank 1

R.T.	EstConc	Area	Relative to ISTD	R.T.
7.70	112.59 ng	1959710	1,4-Dichlorobenzene-d4	8.18

Hit#	of	Tentative ID	MW	MolForm	CAS#	Qual
1	5	3-Chloro-6-fluoro-pyrazine	132	C4H2ClFN2	1000146-10-7	27
2		(E)-3-Chloro-2-methyl-2-pentenal	132	C6H9ClO	031357-76-3	16
3		Tranylcypromine-propionyl	189	C12H15NO	1000123-86-3	12
4		2H-Cyclopenta[d]pyridazine, 2-me...	132	C8H8N2	022291-85-6	12
5		1-Isoquinolinemethanol, .alpha.-...	191	C12H17NO	114608-92-3	12



Data Path : Z:\SVOASRV\HPCHEM1\BNA G\DATA\BG020819\
 Data File : BG039421.D
 Acq On : 8 Feb 2019 18:36
 Operator : JU/SJ
 Sample : K1404-05
 Misc :
 ALS Vial : 8 Sample Multiplier: 1

Instrument :
 BNA_G
 ClientSampleId :
 DUP-02-06-19

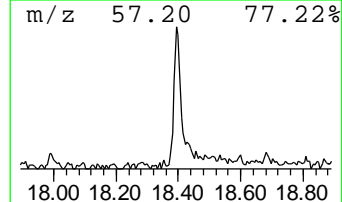
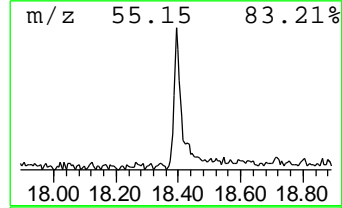
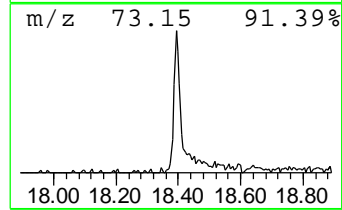
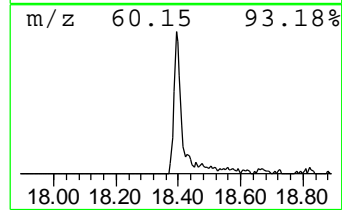
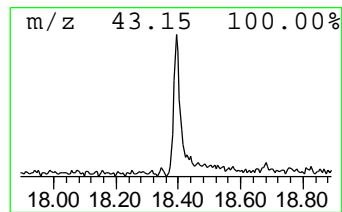
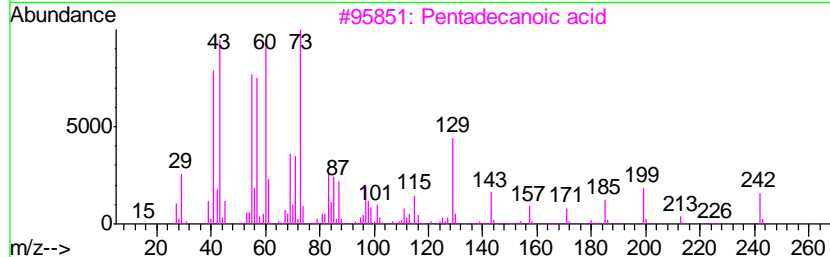
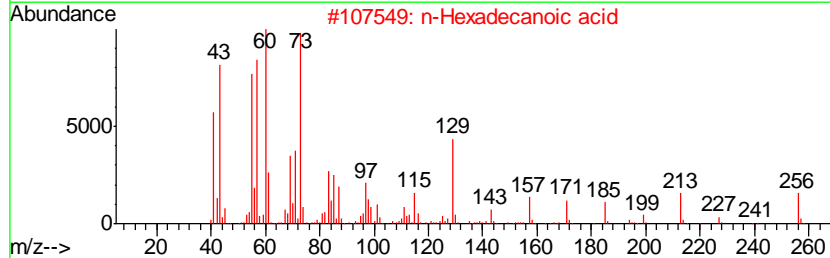
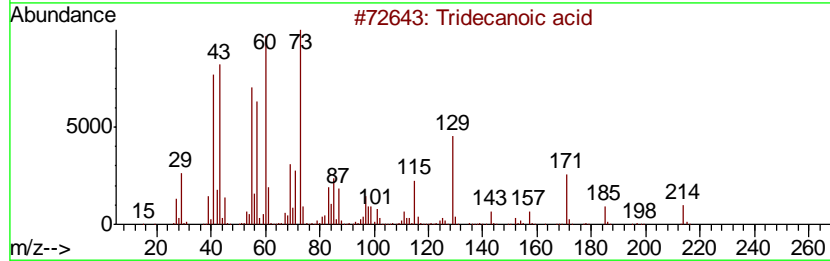
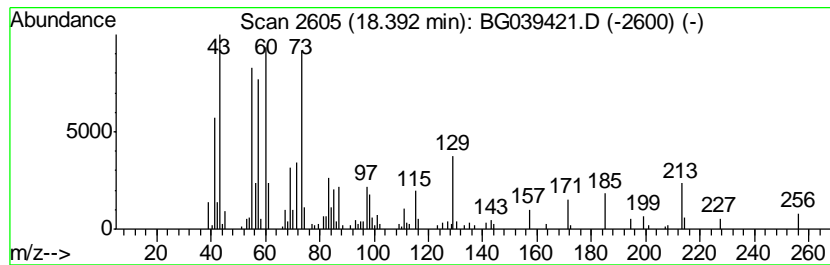
Quant Method : Z:\SVOASRV\HPCHEM1\BNA G\METHODS\8270-BG012919.M
 Quant Title : ASP BNA STANDARDS FOR 5 POINT CALIBRATION

TIC Library : C:\Database\NIST11.L
 TIC Integration Parameters: LSCINT.P

 Peak Number 6 Tridecanoic acid Concentration Rank 7

R.T.	EstConc	Area	Relative to ISTD	R.T.
18.39	3.68 ng	171378	Phenanthrene-d10	17.54

Hit#	of	Tentative ID	MW	MolForm	CAS#	Qual
1	5	Tridecanoic acid	214	C13H26O2	000638-53-9	91
2		n-Hexadecanoic acid	256	C16H32O2	000057-10-3	87
3		Pentadecanoic acid	242	C15H30O2	001002-84-2	74
4		Tetradecanoic acid	228	C14H28O2	000544-63-8	72
5		Undecanoic acid	186	C11H22O2	000112-37-8	64



Data Path : Z:\SVOASRV\HPCHEM1\BNA G\DATA\BG020819\
 Data File : BG039421.D
 Acq On : 8 Feb 2019 18:36
 Operator : JU/SJ
 Sample : K1404-05
 Misc :
 ALS Vial : 8 Sample Multiplier: 1

Instrument :
 BNA_G
 ClientSampled :
 DUP-02-06-19

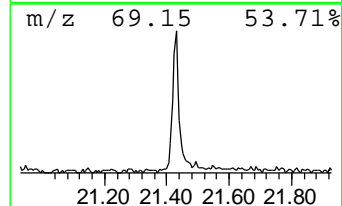
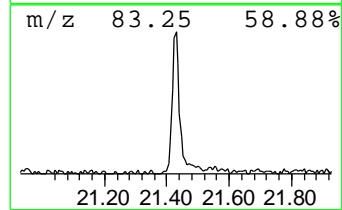
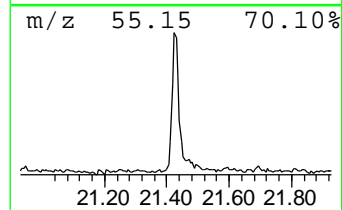
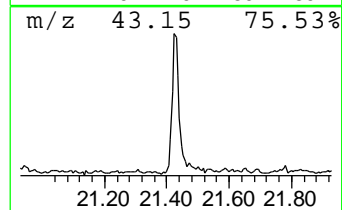
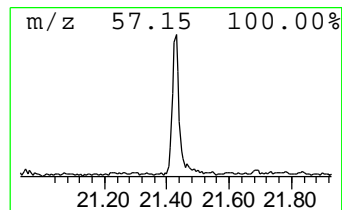
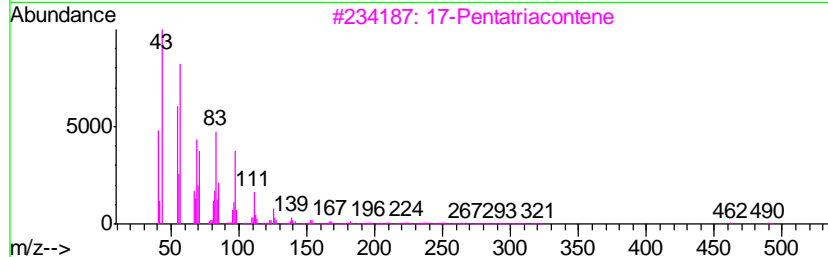
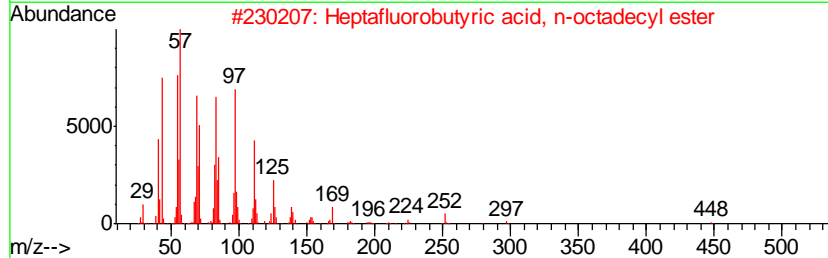
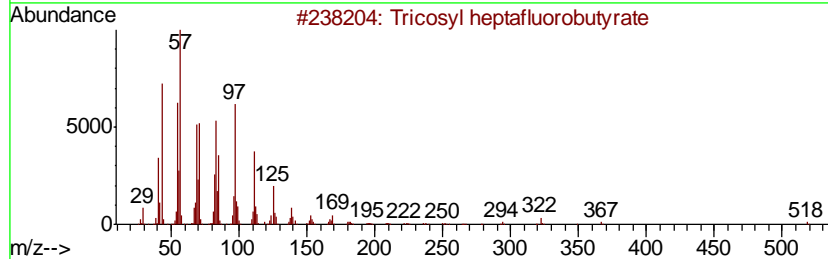
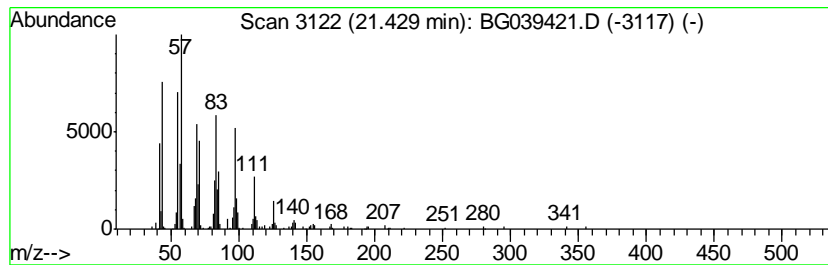
Quant Method : Z:\SVOASRV\HPCHEM1\BNA G\METHODS\8270-BG012919.M
 Quant Title : ASP BNA STANDARDS FOR 5 POINT CALIBRATION

TIC Library : C:\Database\NIST11.L
 TIC Integration Parameters: LSCINT.P

 Peak Number 7 Tricosyl heptafluorobutyrate Concentration Rank 6

R.T.	EstConc	Area	Relative to ISTD	R.T.
21.43	4.69 ng	261247	Chrysene-d12	21.83

Hit#	of	Tentative ID	MW	MolForm	CAS#	Qual
1	5	Tricosyl heptafluorobutyrate	536	C27H47F7O2	1000351-83-4	91
2		Heptafluorobutyric acid, n-octad...	466	C22H37F7O2	000400-57-7	91
3		17-Pentatriacontene	491	C35H70	006971-40-0	91
4		Docosyl trifluoroacetate	422	C24H45F3O2	1000351-75-5	91
5		Heptadecyl heptafluorobutyrate	452	C21H35F7O2	959085-66-6	91



Data Path : Z:\SVOASRV\HPCHEM1\BNA G\DATA\BG020819\
 Data File : BG039421.D
 Acq On : 8 Feb 2019 18:36
 Operator : JU/SJ
 Sample : K1404-05
 Misc :
 ALS Vial : 8 Sample Multiplier: 1

Instrument :
 BNA_G
 ClientSampled :
 DUP-02-06-19

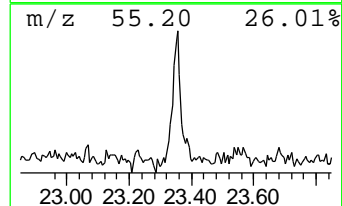
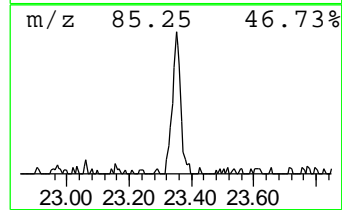
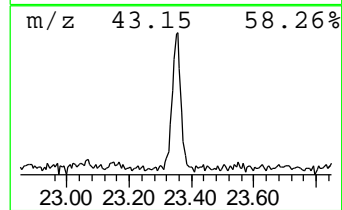
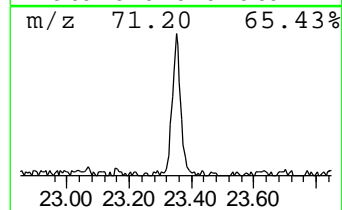
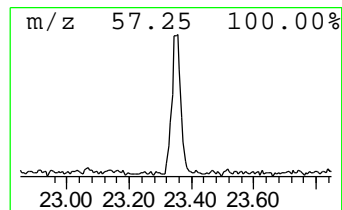
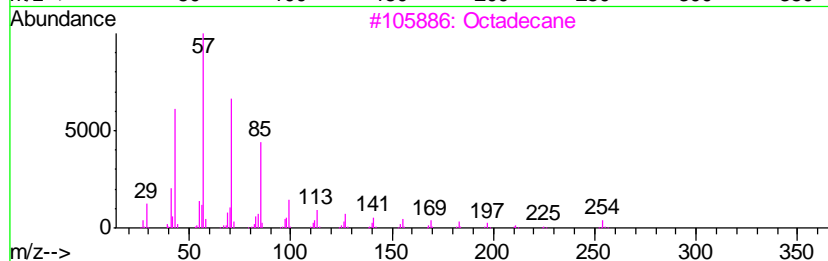
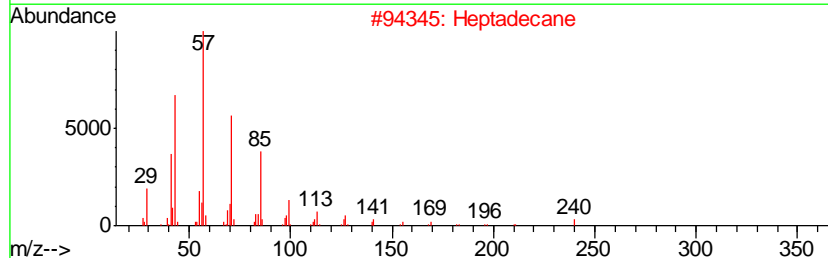
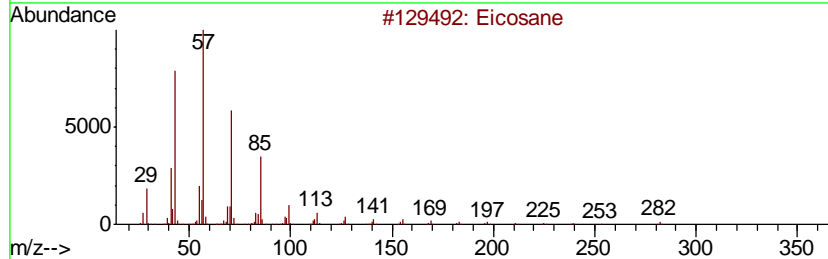
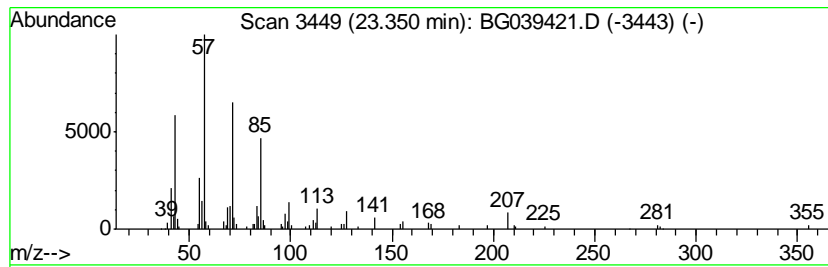
Quant Method : Z:\SVOASRV\HPCHEM1\BNA G\METHODS\8270-BG012919.M
 Quant Title : ASP BNA STANDARDS FOR 5 POINT CALIBRATION

TIC Library : C:\Database\NIST11.L
 TIC Integration Parameters: LSCINT.P

 Peak Number 8 Eicosane Concentration Rank 8

R.T.	EstConc	Area	Relative to ISTD	R.T.
23.35	2.11 ng	117616	Chrysene-d12	21.83

Hit#	of	Tentative ID	MW	MolForm	CAS#	Qual
1	5	Eicosane	282	C20H42	000112-95-8	96
2		Heptadecane	240	C17H36	000629-78-7	91
3		Octadecane	254	C18H38	000593-45-3	90
4		Heneicosane	296	C21H44	000629-94-7	90
5		Hexacosane	366	C26H54	000630-01-3	90



Data Path : Z:\SVOASRV\HPCHEM1\BNA G\DATA\BG020819\
 Data File : BG039421.D
 Acq On : 8 Feb 2019 18:36
 Operator : JU/SJ
 Sample : K1404-05
 Misc :
 ALS Vial : 8 Sample Multiplier: 1

Instrument :
 BNA_G
 ClientSampled :
 DUP-02-06-19

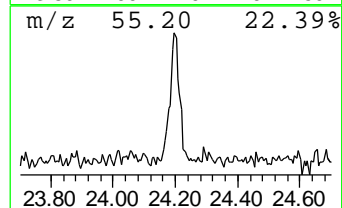
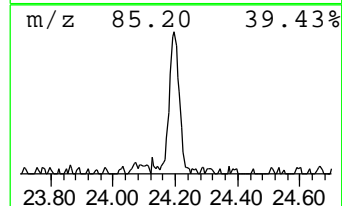
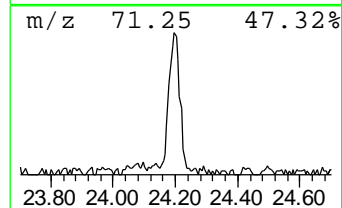
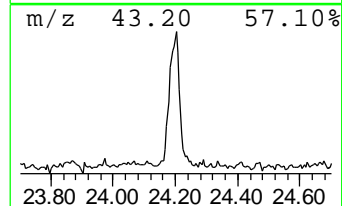
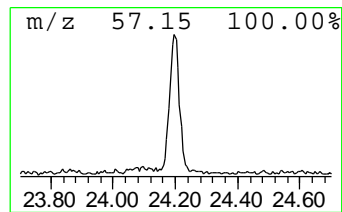
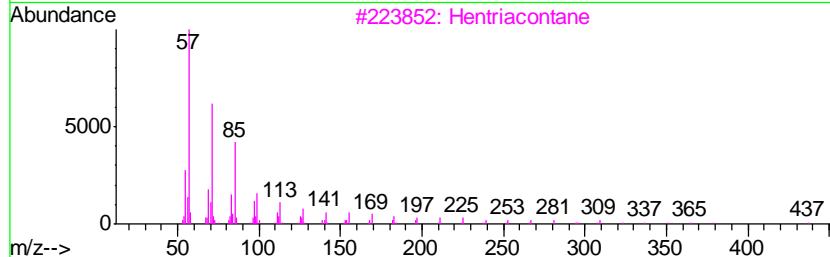

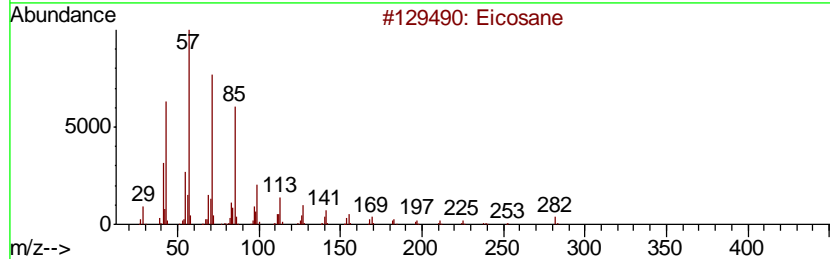
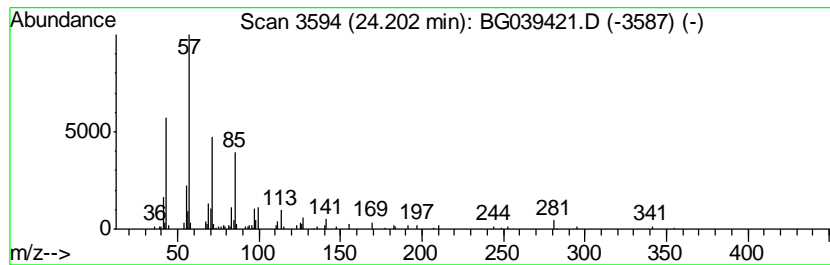
Quant Method : Z:\SVOASRV\HPCHEM1\BNA G\METHODS\8270-BG012919.M
 Quant Title : ASP BNA STANDARDS FOR 5 POINT CALIBRATION

TIC Library : C:\Database\NIST11.L
 TIC Integration Parameters: LSCINT.P

 Peak Number 9 2-methyloctacosane Concentration Rank 9

R.T.	EstConc	Area	Relative to ISTD	R.T.
24.20	2.05 ng	123906	Perylene-d12	25.21

Hit#	of	Tentative ID	MW	MolForm	CAS#	Qual
1	5	Eicosane	282	C20H42	000112-95-8	90
2		2-methyloctacosane	408	C29H60	1000376-72-8	87
3		Hentriacontane	437	C31H64	000630-04-6	86
4		Octacosane	394	C28H58	000630-02-4	83
5		Nonadecane, 2-methyl-	282	C20H42	001560-86-7	80



Data Path : Z:\SVOASRV\HPCHEM1\BNA G\DATA\BG020819\
 Data File : BG039421.D
 Acq On : 8 Feb 2019 18:36
 Operator : JU/SJ
 Sample : K1404-05
 Misc :
 ALS Vial : 8 Sample Multiplier: 1

Instrument :
 BNA_G
 ClientSampled :
 DUP-02-06-19

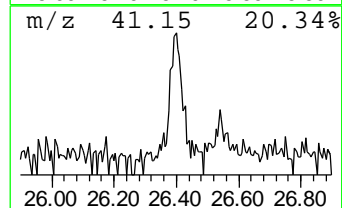
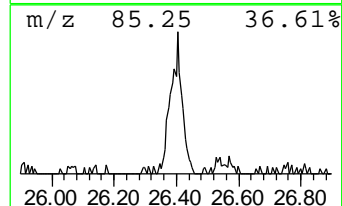
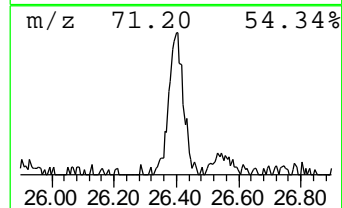
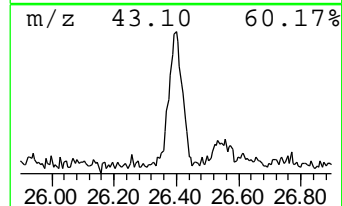
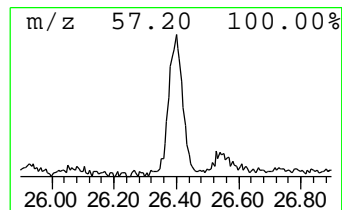
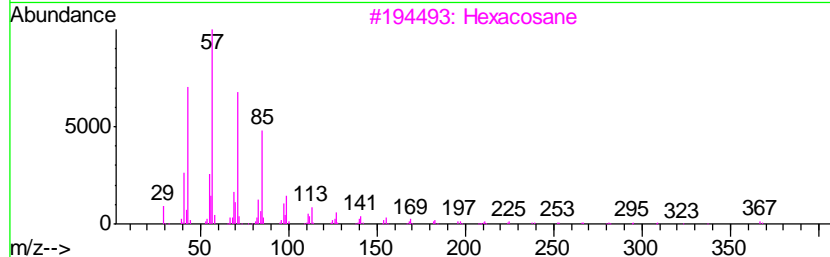
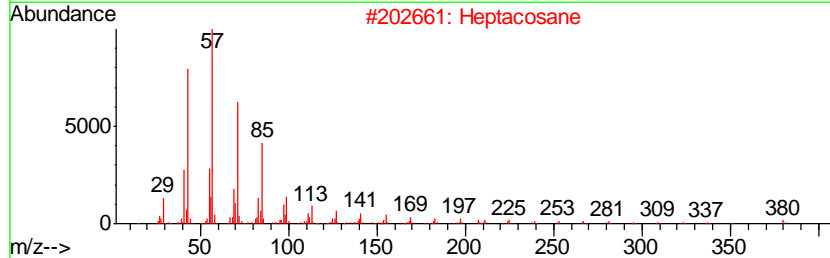
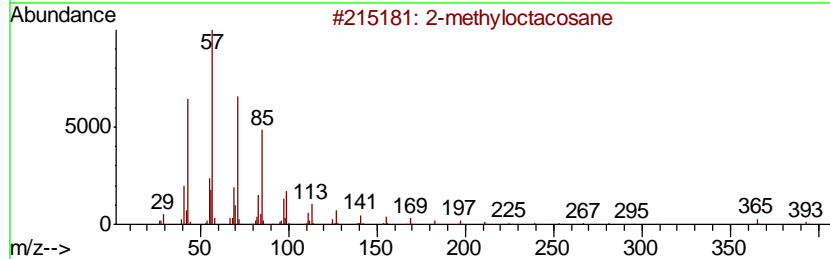
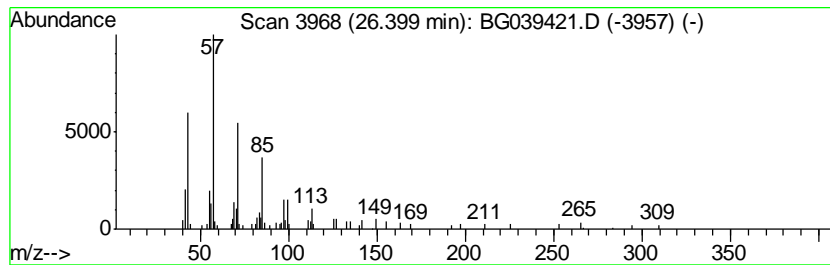
Quant Method : Z:\SVOASRV\HPCHEM1\BNA G\METHODS\8270-BG012919.M
 Quant Title : ASP BNA STANDARDS FOR 5 POINT CALIBRATION

TIC Library : C:\Database\NIST11.L
 TIC Integration Parameters: LSCINT.P

 Peak Number 10 Heptacosane Concentration Rank 10

R.T.	EstConc	Area	Relative to ISTD	R.T.
26.40	2.02 ng	122512	Perylene-d12	25.21

Hit#	of	Tentative ID	MW	MolForm	CAS#	Qual
1	5	2-methyloctacosane	408	C29H60	1000376-72-8	83
2		Heptacosane	380	C27H56	000593-49-7	70
3		Hexacosane	366	C26H54	000630-01-3	62
4		Hexatriacontane	507	C36H74	000630-06-8	62
5		Docosane, 11-butyl-	366	C26H54	013475-76-8	62



Data Path : Z:\SVOASRV\HPCHEM1\BNA_G\DATA\BG020819\
Data File : BG039421.D
Acq On : 8 Feb 2019 18:36
Operator : JU/SJ
Sample : K1404-05
Misc :
ALS Vial : 8 Sample Multiplier: 1

Instrument :
BNA_G
ClientSampleId :
DUP-02-06-19

Quant Method : Z:\SVOASRV\HPCHEM1\BNA_G\METHODS\8270-BG012919.M
Quant Title : ASP BNA STANDARDS FOR 5 POINT CALIBRATION

TIC Library : C:\Database\NIST11.L
TIC Integration Parameters: LSCINT.P

TIC Top Hit name	RT	EstConc	Units	Response	--Internal Standard--			
					#	RT	Resp	Conc
Butane, 2-methoxy...	3.29	4.7	ng	82552	1	8.18	348126	20.0
2-Pentanone, 4-hy...	5.26	7.0	ng	121664	1	8.18	348126	20.0
unknown7.70	7.70	112.6	ng	1959710	1	8.18	348126	20.0
Tridecanoic acid	18.39	3.7	ng	171378	4	17.54	931002	20.0
Tricosyl heptaflu...	21.43	4.7	ng	261247	5	21.83	1114740	20.0
Eicosane	23.35	2.1	ng	117616	5	21.83	1114740	20.0
2-methyloctacosane	24.20	2.0	ng	123906	6	25.21	1211360	20.0
Heptacosane	26.40	2.0	ng	122512	6	25.21	1211360	20.0