

Data Path : Z:\SVOASRV\HPCHEM1\BNA G\DATA\BG030619\
 Data File : BG039789.D
 Acq On : 6 Mar 2019 16:08
 Operator : JU/SJ
 Sample : K1704-01
 Misc :
 ALS Vial : 9 Sample Multiplier: 1

Instrument :
 BNA_G
 ClientSampleId :
 PST-028-B106-022719

Integration Parameters: rteint.p
 Integrator: RTE
 Smoothing : ON
 Sampling : 1
 Start Thrs: 0.2
 Stop Thrs : 0

Filtering: 5
 Min Area: 3 % of largest Peak
 Max Peaks: 100
 Peak Location: TOP

If leading or trailing edge < 100 prefer < Baseline drop else tangent >
 Peak separation: 5

Method : Z:\SVOASRV\HPCHEM1\BNA G\METHODS\8270-BG030419.M
 Title : ASP BNA STANDARDS FOR 5 POINT CALIBRATION

Signal : TIC

peak #	R.T. min	first scan	max scan	last scan	PK TY	peak height	corr. area	corr. % max.	% of total
1	3.206	15	20	29	rBV	66489	127240	3.70%	0.624%
2	3.282	29	33	41	rVB	44319	63940	1.86%	0.314%
3	5.703	436	445	456	rBV	843298	1385120	40.29%	6.797%
4	7.301	708	717	731	rBV	942134	1671846	48.63%	8.204%
5	7.682	775	782	795	rBV	871105	1490393	43.35%	7.313%
6	8.158	856	863	872	rVB	166314	291783	8.49%	1.432%
7	8.481	909	918	929	rBV	600338	1061481	30.88%	5.209%
8	9.333	1055	1063	1073	rBV	546427	964925	28.07%	4.735%
9	10.978	1335	1343	1352	rBV	252341	452046	13.15%	2.218%
10	13.404	1746	1756	1766	rBV	1565071	2395374	69.68%	11.754%
11	14.221	1889	1895	1900	rBV	85265	123352	3.59%	0.605%
12	14.779	1983	1990	1998	rBV2	419772	691602	20.12%	3.394%
13	16.265	2234	2243	2256	rBV	1318799	2003964	58.29%	9.833%
14	17.528	2448	2458	2463	rBV2	576668	913600	26.58%	4.483%
15	18.374	2596	2602	2610	rBV2	115447	189530	5.51%	0.930%
16	19.566	2801	2805	2812	rVB2	33314	48141	1.40%	0.236%
17	19.637	2812	2817	2824	rBV4	28443	51199	1.49%	0.251%
18	19.930	2863	2867	2872	rVB	27557	38403	1.12%	0.188%
19	20.118	2893	2899	2905	rBV	2608683	3437809	100.00%	16.869%
20	21.399	3110	3117	3132	rBV	188537	373963	10.88%	1.835%
21	21.810	3178	3187	3194	rBV2	575644	1019640	29.66%	5.003%
22	22.586	3313	3319	3322	rBV3	21679	36903	1.07%	0.181%
23	22.627	3322	3326	3339	rVB3	22368	70603	2.05%	0.346%
24	23.302	3434	3441	3448	rBV4	24673	50534	1.47%	0.248%
25	23.508	3470	3476	3483	rVB4	24385	55556	1.62%	0.273%
26	24.137	3572	3583	3591	rBV3	43518	119971	3.49%	0.589%
27	24.225	3593	3598	3608	rVV7	15494	44811	1.30%	0.220%
28	25.188	3744	3762	3772	rBV2	316348	1007330	29.30%	4.943%
29	26.304	3942	3952	3961	rBV3	36954	111665	3.25%	0.548%
30	26.463	3971	3979	3991	rBV3	21189	86236	2.51%	0.423%

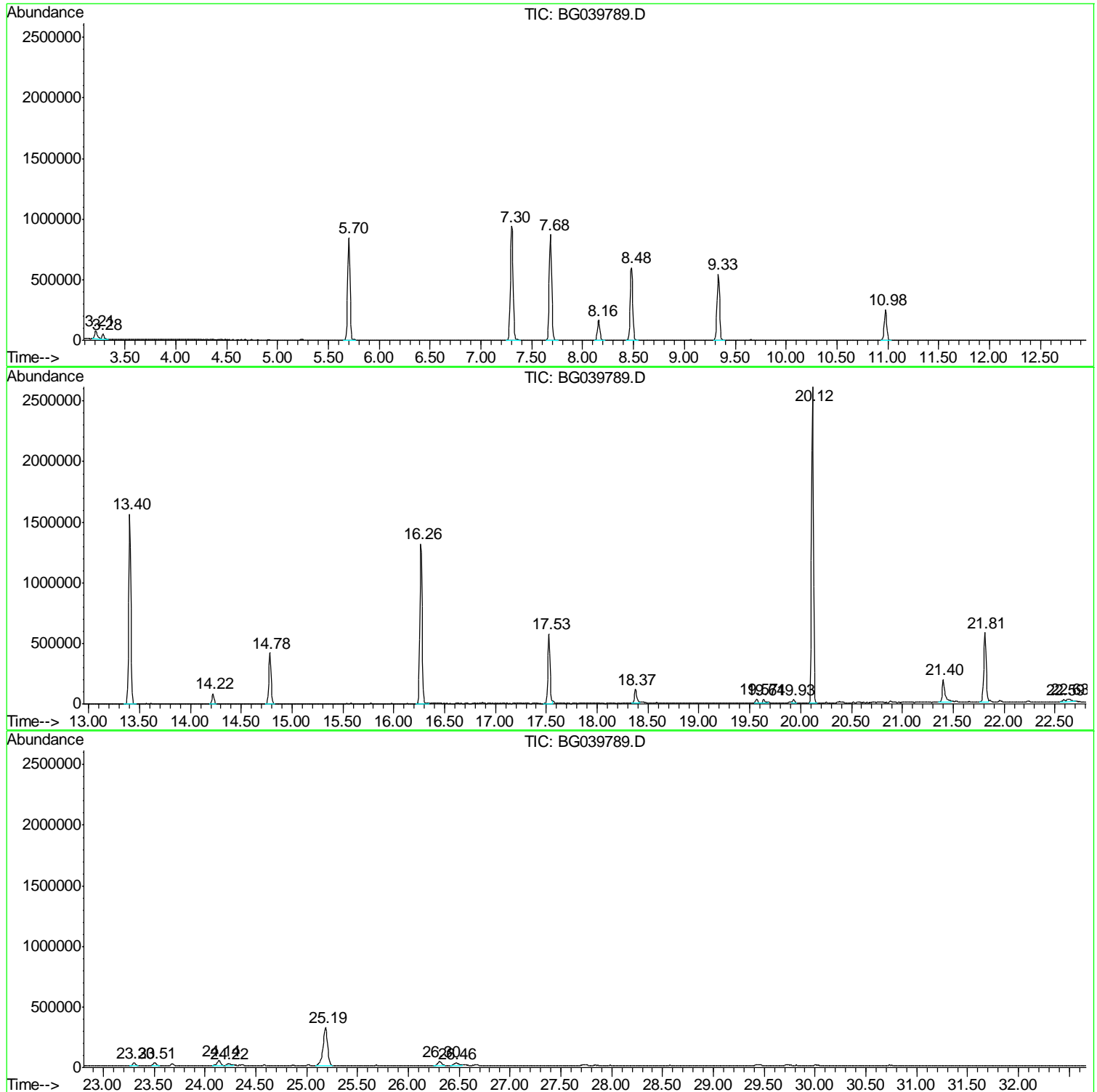
Sum of corrected areas: 20378960

Data Path : Z:\SVOASRV\HPCHEM1\BNA G\DATA\BG030619\
Data File : BG039789.D
Acq On : 6 Mar 2019 16:08
Operator : JU/SJ
Sample : K1704-01
Misc :
ALS Vial : 9 Sample Multiplier: 1

Instrument :
BNA_G
ClientSampleId :
PST-028-B106-022719

Quant Method : Z:\SVOASRV\HPCHEM1\BNA G\METHODS\8270-BG030419.M
Quant Title : ASP BNA STANDARDS FOR 5 POINT CALIBRATION

TIC Library : C:\Database\NIST11.L
TIC Integration Parameters: LSCINT.P



Data Path : Z:\SVOASRV\HPCHEM1\BNA G\DATA\BG030619\
 Data File : BG039789.D
 Acq On : 6 Mar 2019 16:08
 Operator : JU/SJ
 Sample : K1704-01
 Misc :
 ALS Vial : 9 Sample Multiplier: 1

Instrument :
 BNA_G
 ClientSampleID :
 PST-028-B106-022719

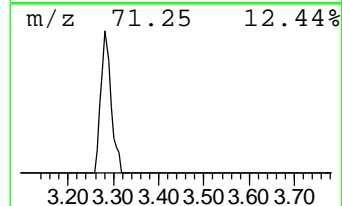
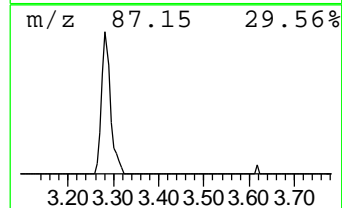
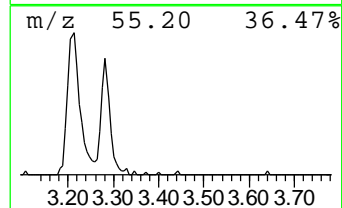
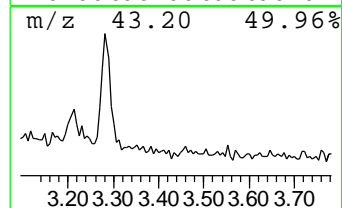
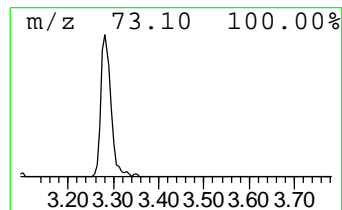
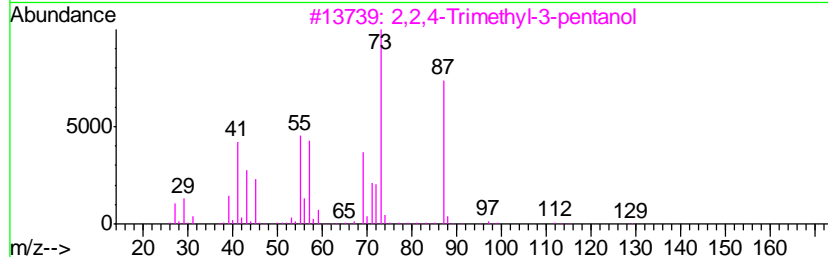
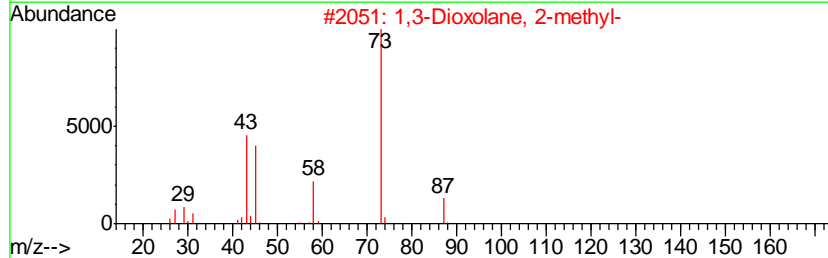
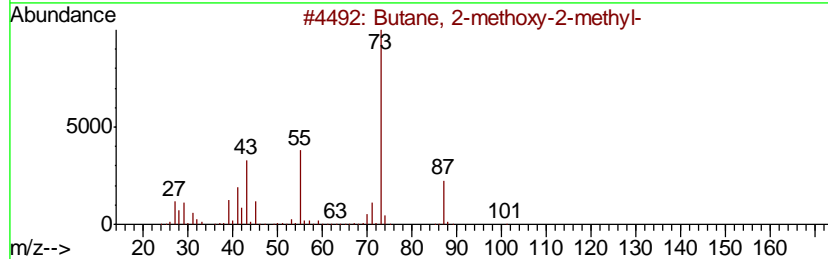
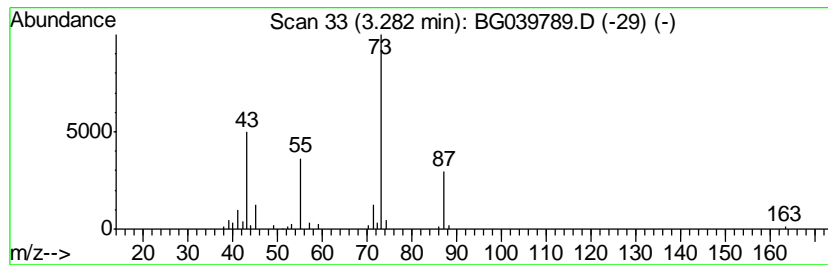
Quant Method : Z:\SVOASRV\HPCHEM1\BNA G\METHODS\8270-BG030419.M
 Quant Title : ASP BNA STANDARDS FOR 5 POINT CALIBRATION

TIC Library : C:\Database\NIST11.L
 TIC Integration Parameters: LSCINT.P

 Peak Number 2 Butane, 2-methoxy-2-methyl- Concentration Rank 5

R.T.	EstConc	Area	Relative to ISTD	R.T.
3.28	4.38 ng	63940	1,4-Dichlorobenzene-d4	8.16

Hit#	of	Tentative ID	MW	MolForm	CAS#	Qual
1	5	Butane, 2-methoxy-2-methyl-	102	C6H14O	000994-05-8	72
2		1,3-Dioxolane, 2-methyl-	88	C4H8O2	000497-26-7	47
3		2,2,4-Trimethyl-3-pentanol	130	C8H18O	005162-48-1	39
4		3-Pentanol, 2,4-dimethyl-	116	C7H16O	000600-36-2	35
5		Butanoic acid, 2-hydroxy-2-methy...	132	C6H12O3	032793-34-3	35



Data Path : Z:\SVOASRV\HPCHEM1\BNA G\DATA\BG030619\
 Data File : BG039789.D
 Acq On : 6 Mar 2019 16:08
 Operator : JU/SJ
 Sample : K1704-01
 Misc :
 ALS Vial : 9 Sample Multiplier: 1

Instrument :
 BNA_G
 ClientSampled :
 PST-028-B106-022719

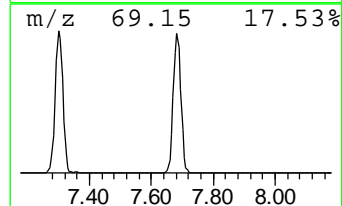
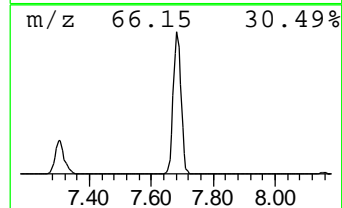
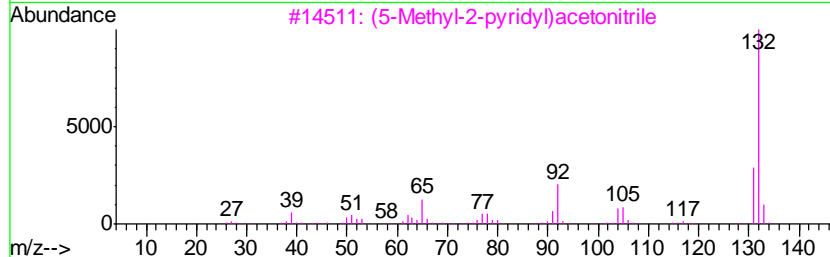
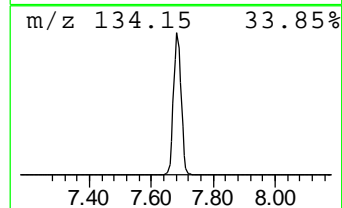

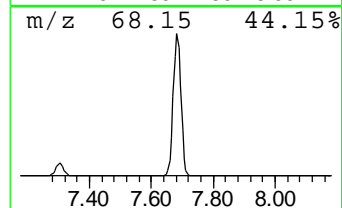
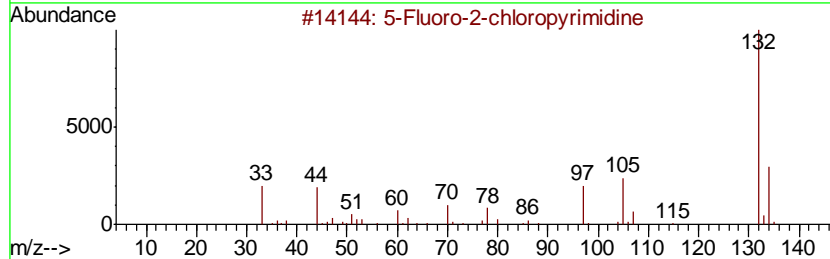
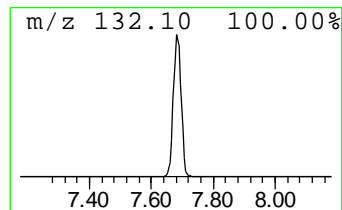
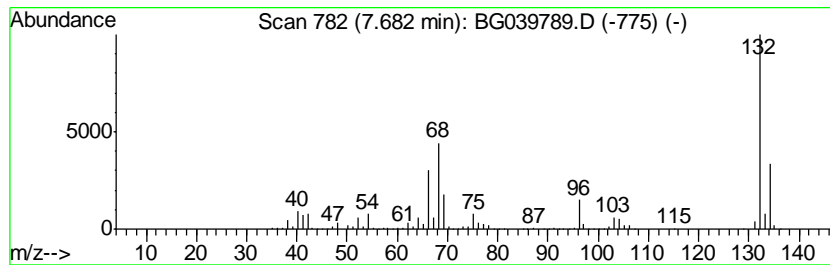
Quant Method : Z:\SVOASRV\HPCHEM1\BNA G\METHODS\8270-BG030419.M
 Quant Title : ASP BNA STANDARDS FOR 5 POINT CALIBRATION

TIC Library : C:\Database\NIST11.L
 TIC Integration Parameters: LSCINT.P

 Peak Number 3 unknown7.68 Concentration Rank 1

R.T.	EstConc	Area	Relative to ISTD	R.T.
7.68	102.16 ng	1490390	1,4-Dichlorobenzene-d4	8.16

Hit#	of	Tentative ID	MW	MolForm	CAS#	Qual
1	5	5-Fluoro-2-chloropyrimidine	132	C4H2ClFN2	062802-42-0	27
2		5-Aminoindole	132	C8H8N2	005192-03-0	12
3		(5-Methyl-2-pyridyl)acetonitrile	132	C8H8N2	1000241-93-9	10
4		1,2,4-Trifluorobenzene	132	C6H3F3	000367-23-7	9
5		Xenon	132	Xe	007440-63-3	9



Data Path : Z:\SVOASRV\HPCHEM1\BNA G\DATA\BG030619\
 Data File : BG039789.D
 Acq On : 6 Mar 2019 16:08
 Operator : JU/SJ
 Sample : K1704-01
 Misc :
 ALS Vial : 9 Sample Multiplier: 1

Instrument :
 BNA_G
 ClientSampled :
 PST-028-B106-022719

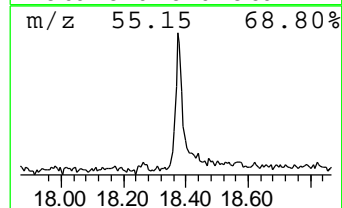
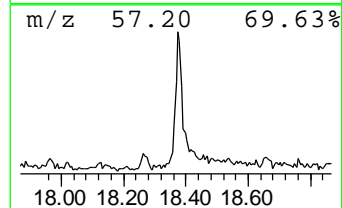
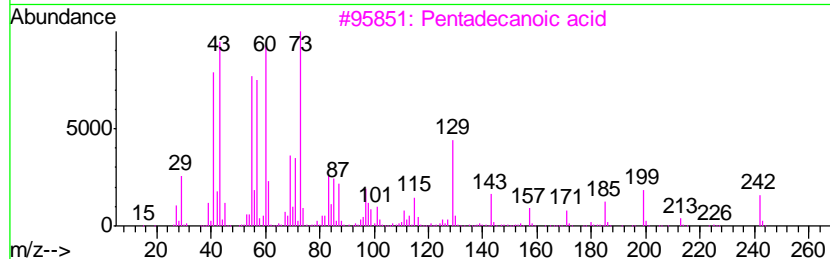
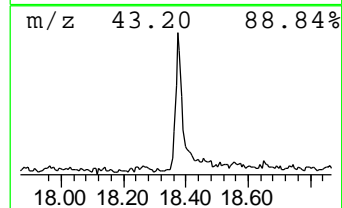
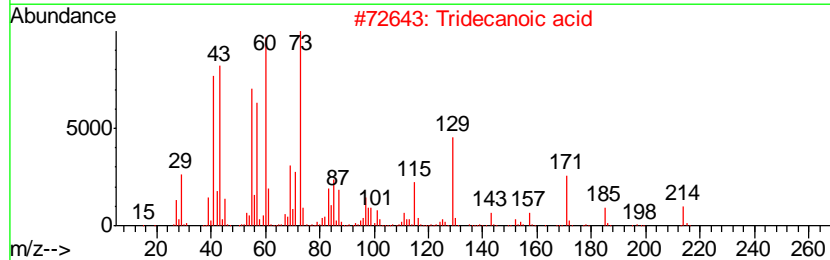
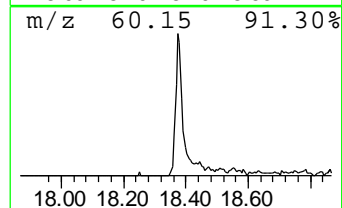
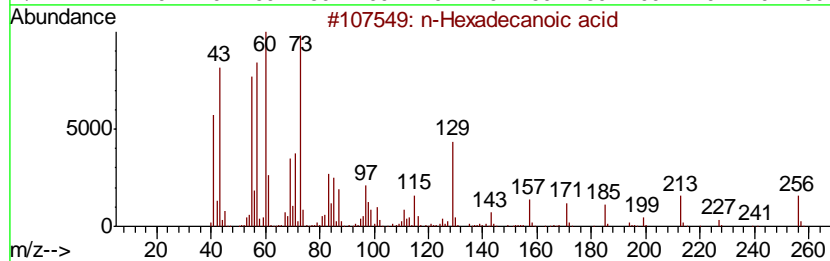
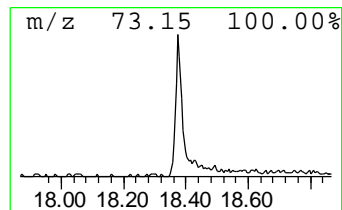
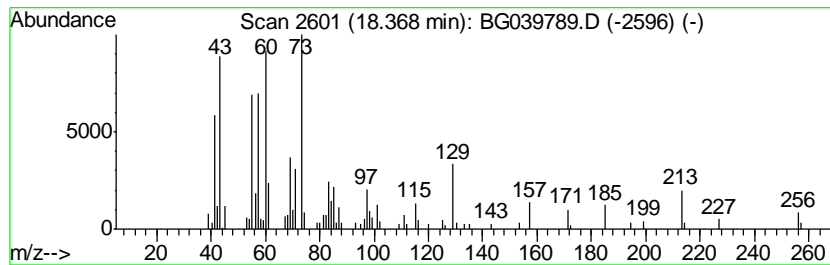
Quant Method : Z:\SVOASRV\HPCHEM1\BNA G\METHODS\8270-BG030419.M
 Quant Title : ASP BNA STANDARDS FOR 5 POINT CALIBRATION

TIC Library : C:\Database\NIST11.L
 TIC Integration Parameters: LSCINT.P

 Peak Number 5 n-Hexadecanoic acid Concentration Rank 6

R.T.	EstConc	Area	Relative to ISTD	R.T.
18.37	4.15 ng	189530	Phenanthrene-d10	17.52

Hit#	of	Tentative ID	MW	MolForm	CAS#	Qual
1	5	n-Hexadecanoic acid	256	C16H32O2	000057-10-3	98
2		Tridecanoic acid	214	C13H26O2	000638-53-9	86
3		Pentadecanoic acid	242	C15H30O2	001002-84-2	68
4		Nonanoic acid	158	C9H18O2	000112-05-0	43
5		n-Decanoic acid	172	C10H20O2	000334-48-5	25



Data Path : Z:\SVOASRV\HPCHEM1\BNA G\DATA\BG030619\
 Data File : BG039789.D
 Acq On : 6 Mar 2019 16:08
 Operator : JU/SJ
 Sample : K1704-01
 Misc :
 ALS Vial : 9 Sample Multiplier: 1

Instrument :
 BNA_G
 ClientSampleID :
 PST-028-B106-022719

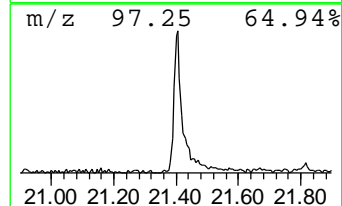
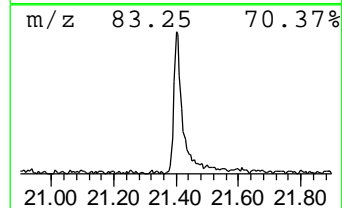
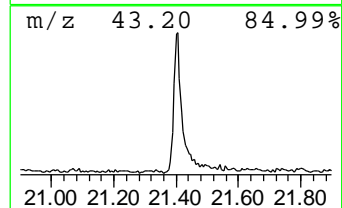
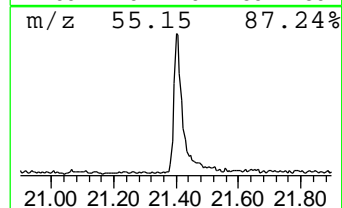
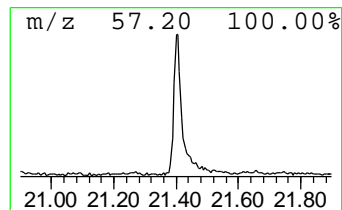
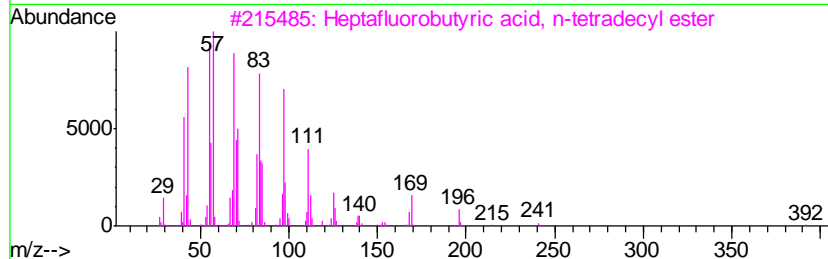
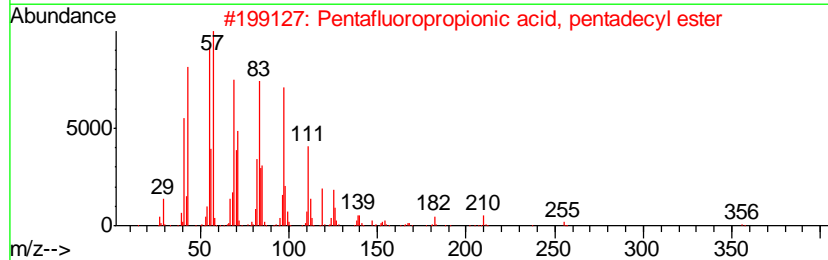
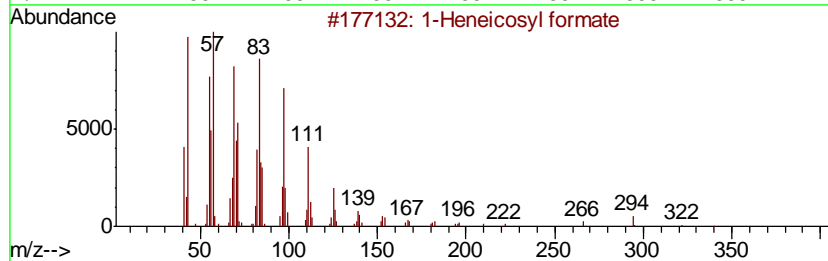
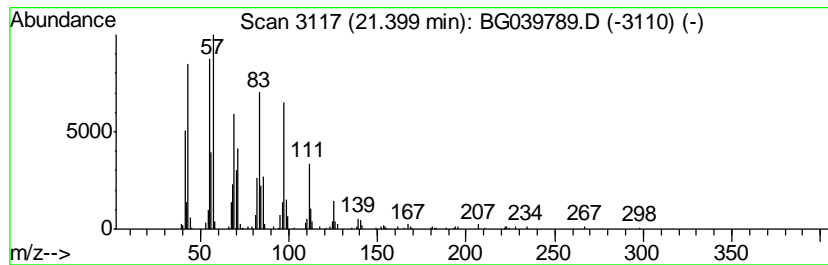
Quant Method : Z:\SVOASRV\HPCHEM1\BNA G\METHODS\8270-BG030419.M
 Quant Title : ASP BNA STANDARDS FOR 5 POINT CALIBRATION

TIC Library : C:\Database\NIST11.L
 TIC Integration Parameters: LSCINT.P

 Peak Number 6 1-Heneicosyl formate Concentration Rank 4

R.T.	EstConc	Area	Relative to ISTD	R.T.
21.40	7.34 ng	373963	Chrysene-d12	21.81

Hit#	of	Tentative ID	MW	MolForm	CAS#	Qual
1	5	1-Heneicosyl formate	340	C22H44O2	077899-03-7	95
2		Pentafluoropropionic acid, penta...	374	C18H31F5O2	959092-08-1	94
3		Heptafluorobutyric acid, n-tetra...	410	C18H29F7O2	007365-36-8	94
4		Heptafluorobutyric acid, pentade...	424	C19H31F7O2	959261-23-5	94
5		1-Docosene	308	C22H44	001599-67-3	94



Data Path : Z:\SVOASRV\HPCHEM1\BNA G\DATA\BG030619\
 Data File : BG039789.D
 Acq On : 6 Mar 2019 16:08
 Operator : JU/SJ
 Sample : K1704-01
 Misc :
 ALS Vial : 9 Sample Multiplier: 1

Instrument :
 BNA_G
 ClientSampleID :
 PST-028-B106-022719

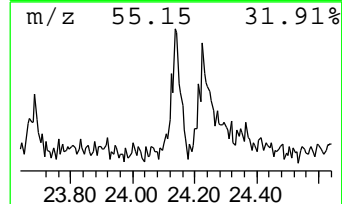
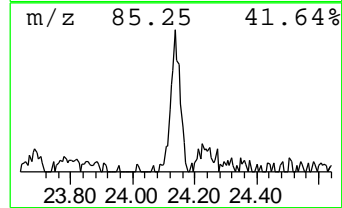
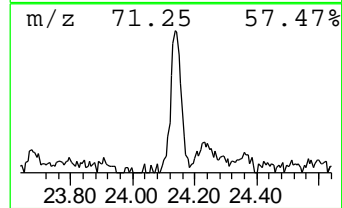
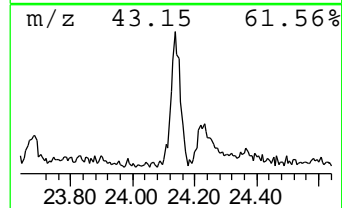
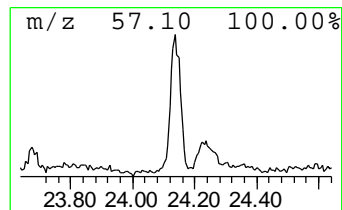
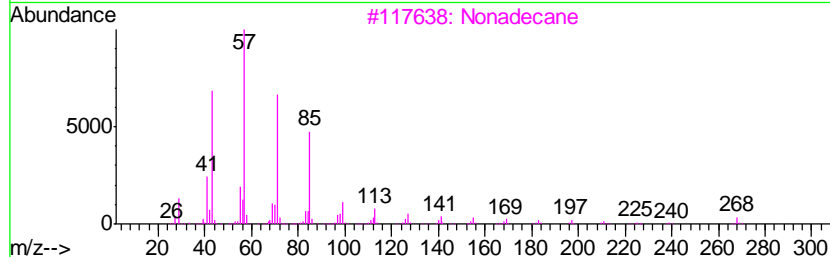
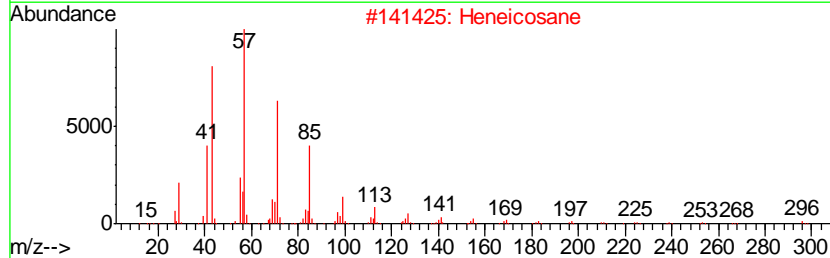
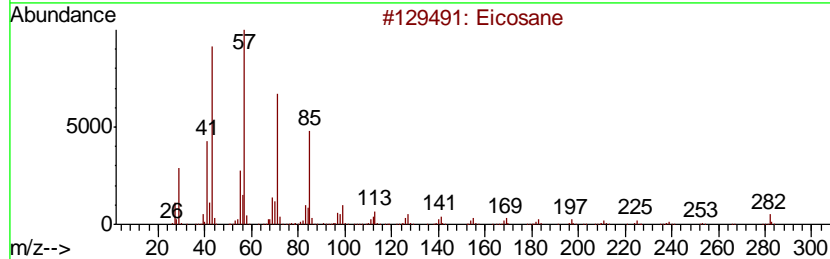
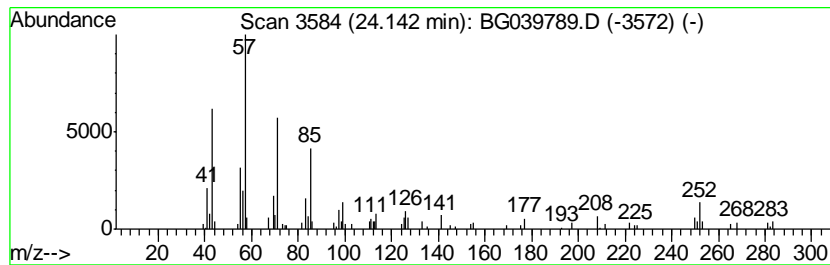
Quant Method : Z:\SVOASRV\HPCHEM1\BNA G\METHODS\8270-BG030419.M
 Quant Title : ASP BNA STANDARDS FOR 5 POINT CALIBRATION

TIC Library : C:\Database\NIST11.L
 TIC Integration Parameters: LSCINT.P

 Peak Number 7 Eicosane Concentration Rank 7

R.T.	EstConc	Area	Relative to ISTD	R.T.
24.14	2.38 ng	119971	Perylene-d12	25.18

Hit#	of	Tentative ID	MW	MolForm	CAS#	Qual
1	5	Eicosane	282	C20H42	000112-95-8	76
2		Heneicosane	296	C21H44	000629-94-7	68
3		Nonadecane	268	C19H40	000629-92-5	68
4		Heptadecane	240	C17H36	000629-78-7	68
5		Octacosane	394	C28H58	000630-02-4	68



Data Path : Z:\SVOASRV\HPCHEM1\BNA G\DATA\BG030619\
 Data File : BG039789.D
 Acq On : 6 Mar 2019 16:08
 Operator : JU/SJ
 Sample : K1704-01
 Misc :
 ALS Vial : 9 Sample Multiplier: 1

Instrument :
 BNA_G
ClientSampleID :
 PST-028-B106-022719

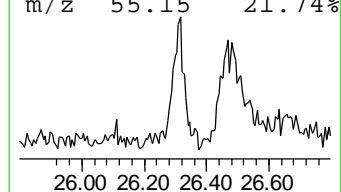
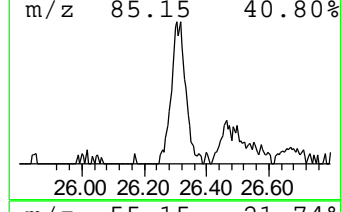
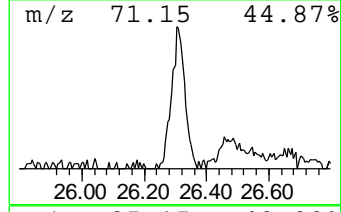
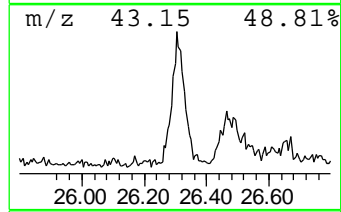
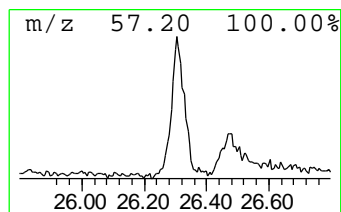
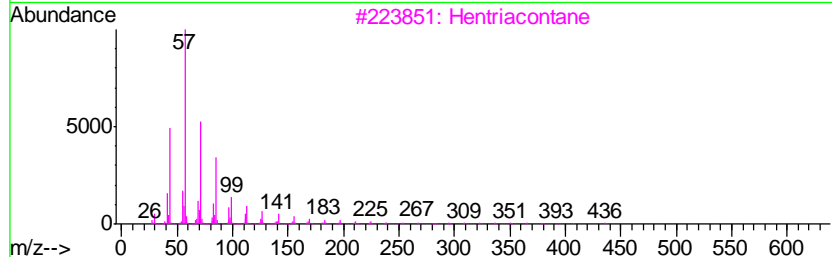
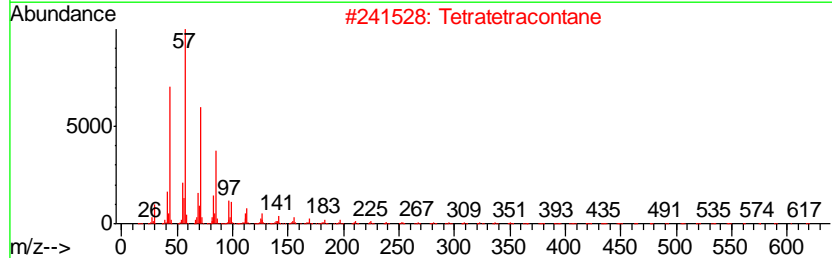
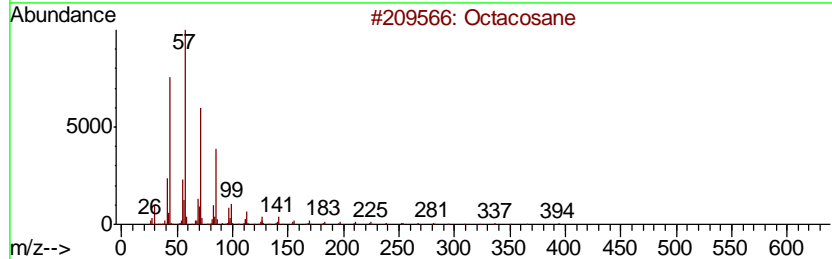
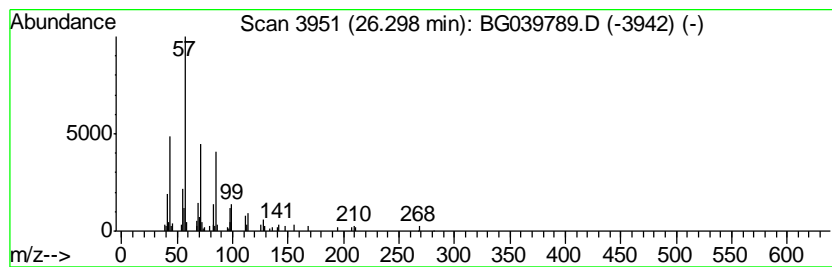
Quant Method : Z:\SVOASRV\HPCHEM1\BNA G\METHODS\8270-BG030419.M
 Quant Title : ASP BNA STANDARDS FOR 5 POINT CALIBRATION

TIC Library : C:\Database\NIST11.L
 TIC Integration Parameters: LSCINT.P

 Peak Number 8 Octacosane Concentration Rank 8

R.T.	EstConc	Area	Relative to ISTD	R.T.
26.30	2.22 ng	111665	Perylene-d12	25.18

Hit#	of	Tentative ID	MW	MolForm	CAS#	Qual
1	5	Octacosane	394	C28H58	000630-02-4	90
2		Tetratetracontane	619	C44H90	007098-22-8	90
3		Hentriacontane	437	C31H64	000630-04-6	86
4		2-methyloctacosane	408	C29H60	1000376-72-8	86
5		Hexatriacontane	507	C36H74	000630-06-8	86



Data Path : Z:\SVOASRV\HPCHEM1\BNA_G\DATA\BG030619\
Data File : BG039789.D
Acq On : 6 Mar 2019 16:08
Operator : JU/SJ
Sample : K1704-01
Misc :
ALS Vial : 9 Sample Multiplier: 1

Instrument :
BNA_G
ClientSampleId :
PST-028-B106-022719

Quant Method : Z:\SVOASRV\HPCHEM1\BNA_G\METHODS\8270-BG030419.M
Quant Title : ASP BNA STANDARDS FOR 5 POINT CALIBRATION

TIC Library : C:\Database\NIST11.L
TIC Integration Parameters: LSCINT.P

TIC Top Hit name	RT	EstConc	Units	Response	--Internal Standard--			
					#	RT	Resp	Conc
Butane, 2-methoxy...	3.28	4.4	ng	63940	1	8.16	291783	20.0
unknown7.68	7.68	102.2	ng	1490390	1	8.16	291783	20.0
n-Hexadecanoic acid	18.37	4.2	ng	189530	4	17.52	913600	20.0
1-Heneicosyl formate	21.40	7.3	ng	373963	5	21.81	1019640	20.0
Eicosane	24.14	2.4	ng	119971	6	25.18	1007330	20.0
Octacosane	26.30	2.2	ng	111665	6	25.18	1007330	20.0