

Data Path : Z:\SVOASRV\HPCHEM1\BNA G\DATA\BG031919\  
 Data File : BG040002.D  
 Acq On : 19 Mar 2019 14:42  
 Operator : JU/SJ  
 Sample : SSTDCCC040  
 Misc :  
 ALS Vial : 2 Sample Multiplier: 1

Instrument :  
 BNA\_G  
 ClientSampleId :  
 SSTDCCC040

Quant Time: Mar 20 04:07:17 2019  
 Quant Method : Z:\SVOASRV\HPCHEM1\BNA G\METHODS\8270-BG030419.M  
 Quant Title : ASP BNA STANDARDS FOR 5 POINT CALIBRATION  
 QLast Update : Mon Mar 04 14:38:15 2019  
 Response via : Initial Calibration

Internal Standards	R.T.	QIon	Response	Conc	Units	Dev(Min)
1) 1,4-Dichlorobenzene-d4	8.15	152	48243	20.00	ng	-0.02
21) Naphthalene-d8	10.97	136	207571	20.00	ng	-0.02
39) Acenaphthene-d10	14.77	164	134890	20.00	ng	-0.02
64) Phenanthrene-d10	17.52	188	338773	20.00	ng	-0.02
76) Chrysene-d12	21.80	240	291389	20.00	ng	-0.02
87) Perylene-d12	25.16	264	280340	20.00	ng	-0.04

## System Monitoring Compounds

5) 2-Fluorophenol	5.68	112	221157	78.21	ng	-0.02
7) Phenol-d6	7.29	99	316756	75.12	ng	-0.02
23) Nitrobenzene-d5	9.32	82	310168	80.82	ng	-0.02
42) 2,4,6-Tribromophenol	16.26	330	124207	79.00	ng	-0.02
45) 2-Fluorobiphenyl	13.39	172	707525	74.68	ng	-0.02
79) Terphenyl-d14	20.11	244	1205029	91.05	ng	-0.02

## Target Compounds

Target Compounds	R.T.	QIon	Response	Conc	Units	Qvalue
2) 1,4-Dioxane	3.58	88	48089	36.835	ng	97
3) Pyridine	3.99	79	139354	39.871	ng	97
4) n-Nitrosodimethylamine	3.91	42	71173	42.925	ng	# 90
6) Aniline	7.47	93	201978	36.563	ng	99
8) 2-Chlorophenol	7.71	128	127993	37.308	ng	93
9) Benzaldehyde	7.28	77	88405	32.503	ng	99
10) Phenol	7.32	94	168898	36.976	ng	99
11) bis(2-Chloroethyl)ether	7.56	93	132330	37.157	ng	99
12) 1,3-Dichlorobenzene	8.03	146	146401	37.732	ng	99
13) 1,4-Dichlorobenzene	8.18	146	148548	37.587	ng	99
14) 1,2-Dichlorobenzene	8.50	146	141636	37.092	ng	97
15) Benzyl Alcohol	8.38	79	121922	36.452	ng	97
16) 2,2'-oxybis(1-Chloropropan	8.67	45	262465	36.849	ng	98
17) 2-Methylphenol	8.57	107	106378	36.524	ng	97
18) Hexachloroethane	9.23	117	54235	38.245	ng	95
19) n-Nitroso-di-n-propylamine	8.95	70	105953	34.911	ng	95
20) 3+4-Methylphenols	8.91	107	143474	35.459	ng	98
22) Acetophenone	8.97	105	211299	37.927	ng	# 96
24) Nitrobenzene	9.36	77	158982	39.486	ng	98
25) Isophorone	9.88	82	302638	37.634	ng	100
26) 2-Nitrophenol	10.07	139	76424	39.313	ng	# 90
27) 2,4-Dimethylphenol	10.11	122	114893	38.002	ng	96
28) bis(2-Chloroethoxy)methane	10.36	93	180681	36.972	ng	97
29) 2,4-Dichlorophenol	10.61	162	131391	38.599	ng	97
30) 1,2,4-Trichlorobenzene	10.82	180	146715	38.303	ng	99
31) Naphthalene	11.02	128	409738	37.283	ng	98
32) Benzoic acid	10.26	122	75185	37.838	ng	95
33) 4-Chloroaniline	11.13	127	173232	37.172	ng	98
34) Hexachlorobutadiene	11.28	225	101800	38.892	ng	98
35) Caprolactam	11.92	113	47906	36.842	ng	94
36) 4-Chloro-3-methylphenol	12.23	107	144759	37.098	ng	97
37) 2-Methylnaphthalene	12.61	142	298918	36.380	ng	98
38) 1-Methylnaphthalene	12.83	142	289446	36.250	ng	97
40) 1,2,4,5-Tetrachlorobenzene	12.97	216	173210	37.904	ng	99

Data Path : Z:\SVOASRV\HPCHEM1\BNA G\DATA\BG031919\  
 Data File : BG040002.D  
 Acq On : 19 Mar 2019 14:42  
 Operator : JU/SJ  
 Sample : SSTDCCC040  
 Misc :  
 ALS Vial : 2 Sample Multiplier: 1

Instrument :  
 BNA\_G  
 ClientSampleId :  
 SSTDCCC040

Quant Time: Mar 20 04:07:17 2019  
 Quant Method : Z:\SVOASRV\HPCHEM1\BNA G\METHODS\8270-BG030419.M  
 Quant Title : ASP BNA STANDARDS FOR 5 POINT CALIBRATION  
 QLast Update : Mon Mar 04 14:38:15 2019  
 Response via : Initial Calibration

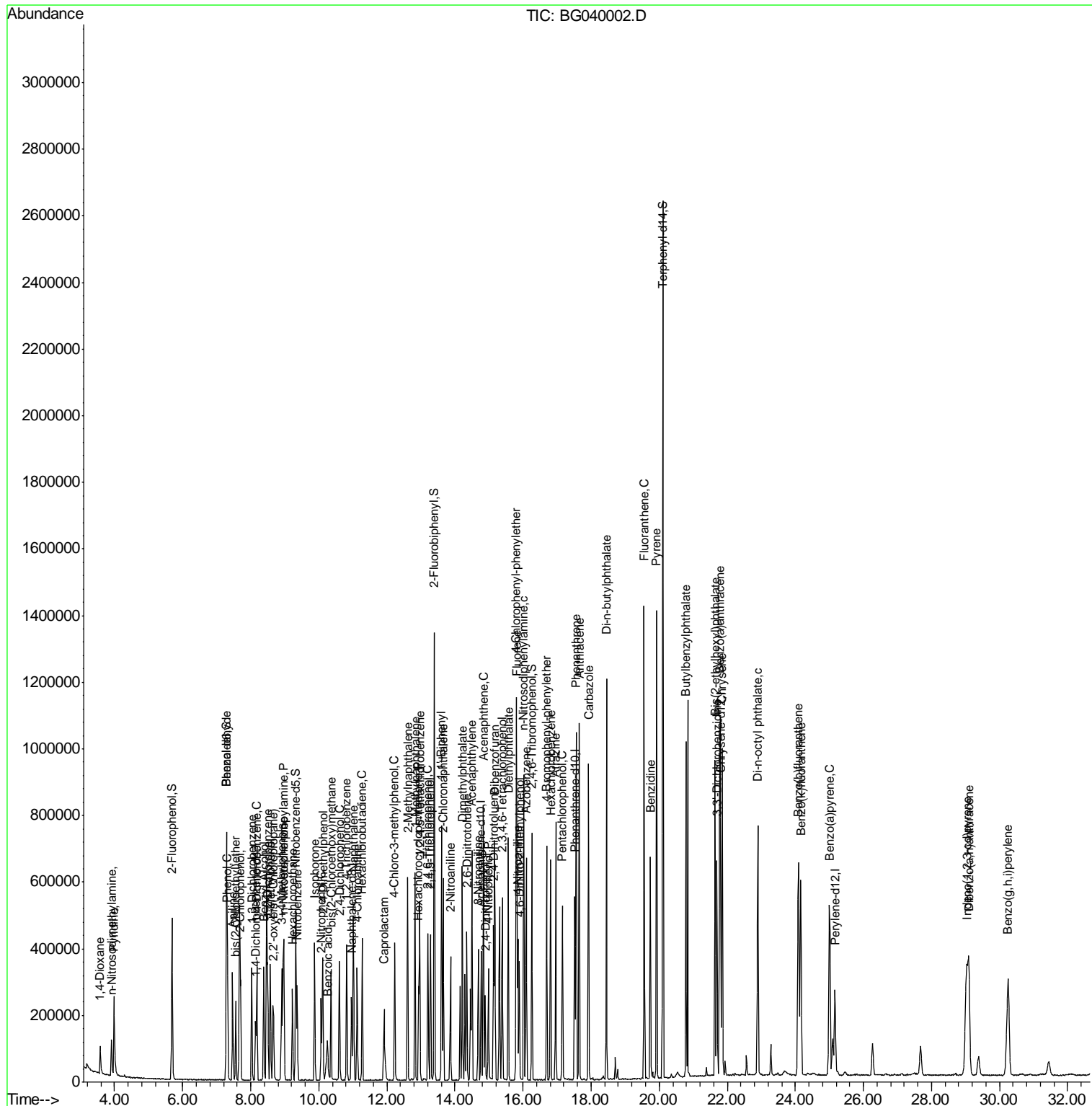
Internal Standards	R.T.	QIon	Response	Conc	Units	Dev(Min)
41) Hexachlorocyclopentadiene	12.93	237	102512	41.860	ng	99
43) 2,4,6-Trichlorophenol	13.20	196	106604	39.846	ng	95
44) 2,4,5-Trichlorophenol	13.28	196	114500	37.969	ng	97
46) 1,1'-Biphenyl	13.61	154	411649	37.104	ng	99
47) 2-Chloronaphthalene	13.66	162	307962	36.898	ng	98
48) 2-Nitroaniline	13.87	65	110077	41.039	ng	98
49) Acenaphthylene	14.50	152	514050	37.518	ng	100
50) Dimethylphthalate	14.22	163	414661	36.763	ng	100
51) 2,6-Dinitrotoluene	14.35	165	95424	39.907	ng	99
52) Acenaphthene	14.84	154	303389	36.790	ng	99
53) 3-Nitroaniline	14.68	138	94896	39.480	ng	# 96
54) 2,4-Dinitrophenol	14.89	184	59132	41.893	ng	97
55) Dibenzofuran	15.17	168	495790	36.644	ng	98
56) 4-Nitrophenol	14.98	139	88251	41.043	ng	92
57) 2,4-Dinitrotoluene	15.14	165	136033	40.488	ng	91
58) Fluorene	15.82	166	396707	37.297	ng	99
59) 2,3,4,6-Tetrachlorophenol	15.39	232	113202	38.437	ng	99
60) Diethylphthalate	15.57	149	417735	37.412	ng	98
61) 4-Chlorophenyl-phenylether	15.80	204	207307	36.525	ng	98
62) 4-Nitroaniline	15.85	138	105900	40.640	ng	97
63) Azobenzene	16.09	77	387765	38.311	ng	99
65) 4,6-Dinitro-2-methylphenol	15.89	198	81890	40.883	ng	95
66) n-Nitrosodiphenylamine	16.02	169	357614	36.463	ng	99
67) 4-Bromophenyl-phenylether	16.69	248	136807	36.078	ng	99
68) Hexachlorobenzene	16.81	284	143672	36.552	ng	97
69) Atrazine	16.96	200	144463	37.427	ng	96
70) Pentachlorophenol	17.16	266	96579	38.905	ng	98
71) Phenanthrene	17.56	178	687188	36.827	ng	99
72) Anthracene	17.65	178	680567	37.427	ng	98
73) Carbazole	17.93	167	637035	38.860	ng	99
74) Di-n-butylphthalate	18.45	149	785343	40.718	ng	99
75) Fluoranthene	19.56	202	871669	39.526	ng	99
77) Benzidine	19.74	184	372024	40.233	ng	99
78) Pyrene	19.92	202	875736	46.250	ng	99
80) Butylbenzylphthalate	20.79	149	303395	41.358	ng	95
81) Benzo(a)anthracene	21.78	228	686518	37.592	ng	100
82) 3,3'-Dichlorobenzidine	21.70	252	232382	34.853	ng	99
83) Chrysene	21.85	228	655061	36.999	ng	99
84) Bis(2-ethylhexyl)phthalate	21.65	149	382826	37.137	ng	98
85) Di-n-octyl phthalate	22.90	149	649666	38.062	ng	96
86) Indeno(1,2,3-cd)pyrene	29.04	276	718731	35.784	ng	# 96
88) Benzo(b)fluoranthene	24.09	252	633696	37.907	ng	99
89) Benzo(k)fluoranthene	24.16	252	581548	37.372	ng	99
90) Benzo(a)pyrene	25.01	252	602133	38.979	ng	99
91) Dibenzo(a,h)anthracene	29.09	278	565482	37.340	ng	97
92) Benzo(g,h,i)perylene	30.25	276	576183	37.883	ng	96

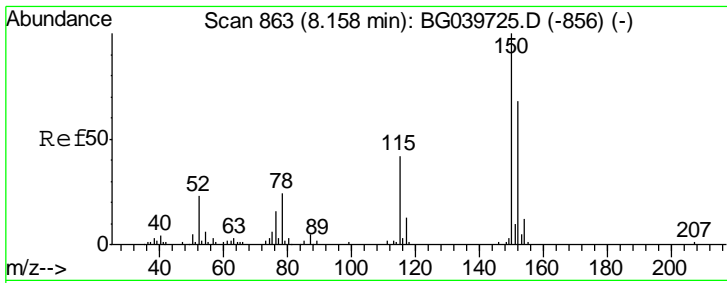
(#) = qualifier out of range (m) = manual integration (+) = signals summed

Data Path : Z:\SVOASRV\HPCHEM1\BNA G\DATA\BG031919\  
 Data File : BG040002.D  
 Acq On : 19 Mar 2019 14:42  
 Operator : JU/SJ  
 Sample : SSTDCCC040  
 Misc :  
 ALS Vial : 2 Sample Multiplier: 1

Instrument :  
 BNA\_G  
 Client Sampled :  
 SSTDCCC040

Quant Time: Mar 20 04:07:17 2019  
 Quant Method : Z:\SVOASRV\HPCHEM1\BNA G\METHODS\8270-BG030419.M  
 Quant Title : ASP BNA STANDARDS FOR 5 POINT CALIBRATION  
 QLast Update : Mon Mar 04 14:38:15 2019  
 Response via : Initial Calibration

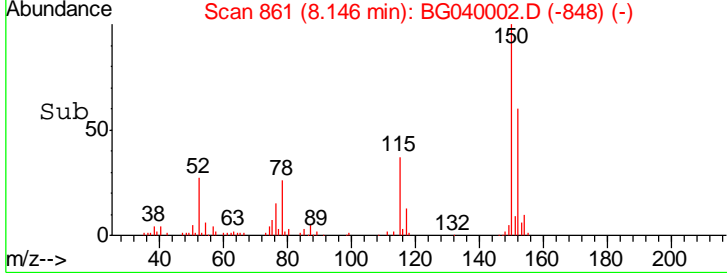
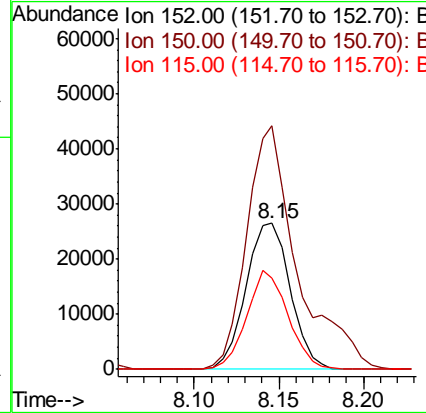
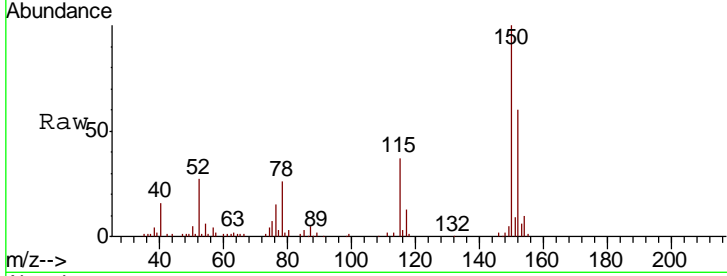




#1  
 1,4-Dichlorobenzene-d4  
 Concen: 20.000 ng  
 RT: 8.15 min Scan# 861  
 Delta R.T. -0.02 min  
 Lab File: BG040002.D  
 Acq: 19 Mar 2019 14:42

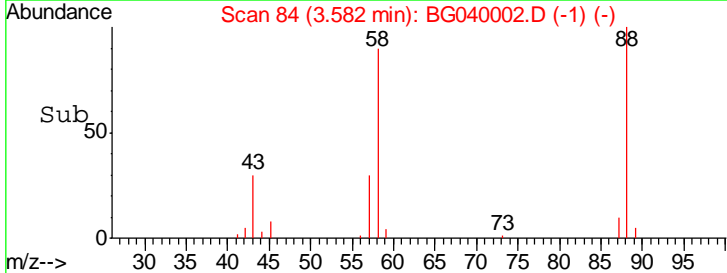
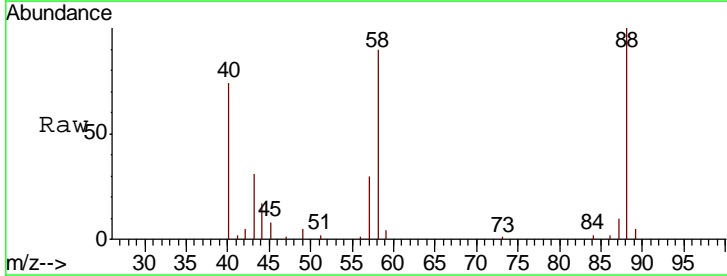
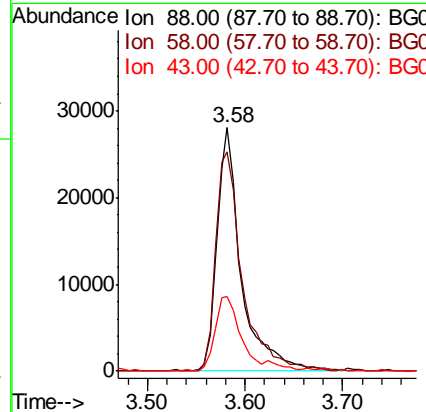
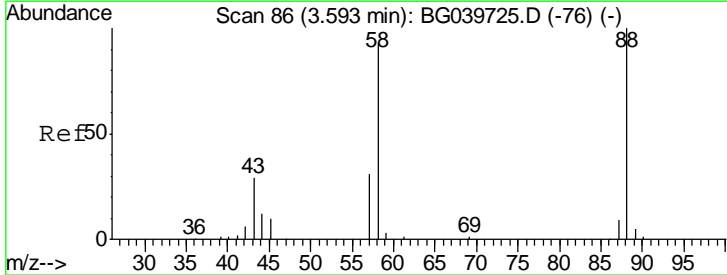
**Instrument :**  
 BNA\_G  
**ClientSampleId :**  
 SSTDCCC040

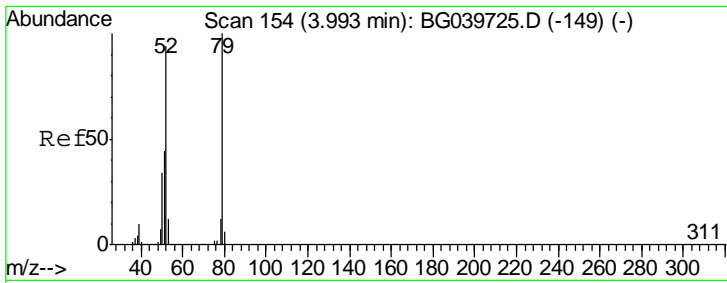
Tgt Ion	Resp	Lower	Upper
152	100		
150	166.7	123.7	185.5
115	62.3	45.9	68.9



#2  
 1,4-Dioxane  
 Concen: 36.835 ng  
 RT: 3.58 min Scan# 84  
 Delta R.T. -0.02 min  
 Lab File: BG040002.D  
 Acq: 19 Mar 2019 14:42

Tgt Ion	Resp	Lower	Upper
88	100		
58	99.5	81.1	121.7
43	35.0	31.4	47.0



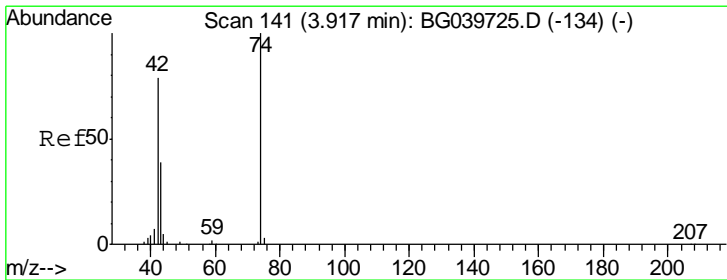
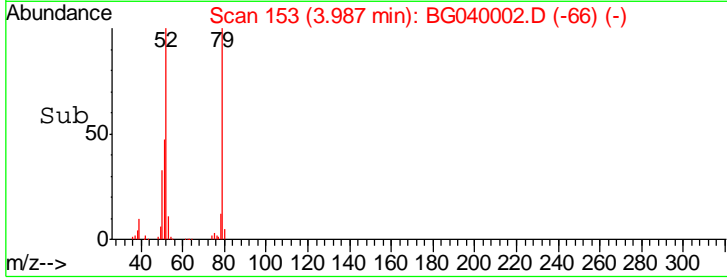
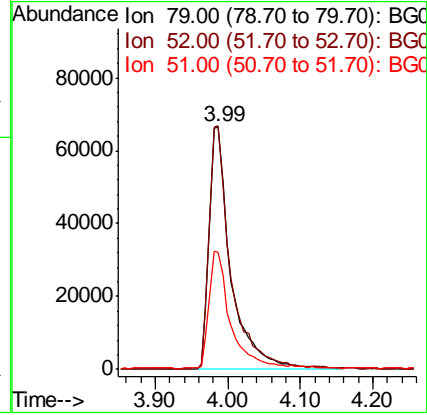
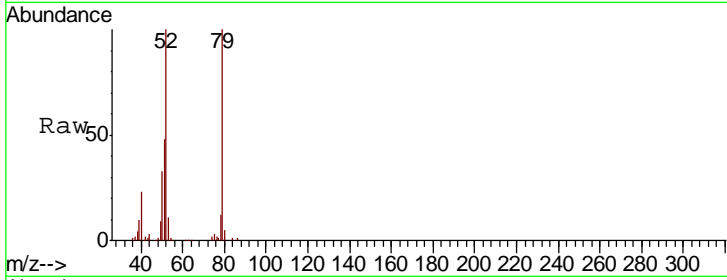


#3  
 Pyridine  
 Concen: 39.871 ng  
 RT: 3.99 min Scan# 153  
 Delta R.T. -0.02 min  
 Lab File: BG040002.D  
 Acq: 19 Mar 2019 14:42

Instrument :  
 BNA\_G  
 ClientSampleId :  
 SSTDCCC040

Tgt Ion: 79 Resp: 139354

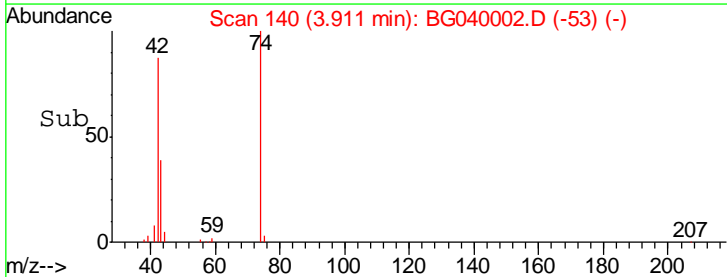
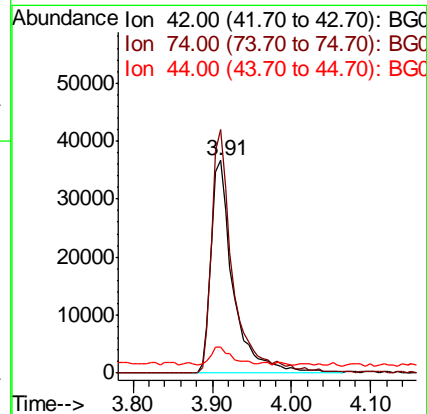
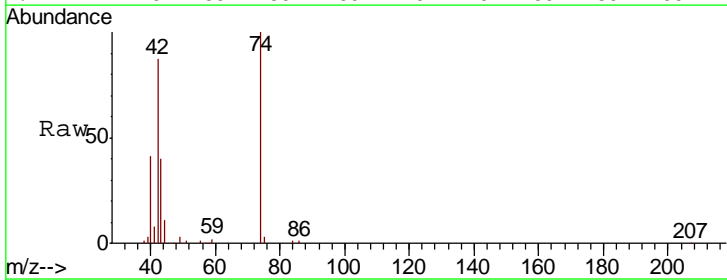
Ion	Ratio	Lower	Upper
79	100		
52	100.2	82.6	124.0
51	48.1	37.5	56.3

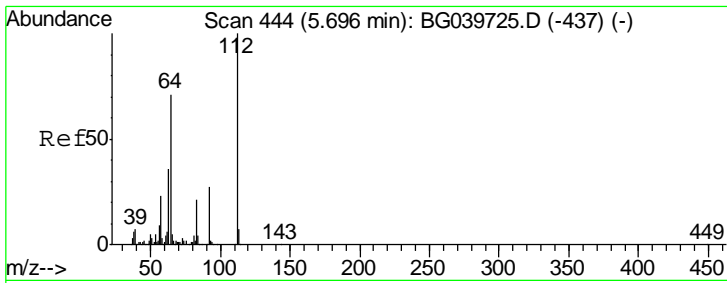


#4  
 n-Nitrosodimethylamine  
 Concen: 42.925 ng  
 RT: 3.91 min Scan# 140  
 Delta R.T. -0.02 min  
 Lab File: BG040002.D  
 Acq: 19 Mar 2019 14:42

Tgt Ion: 42 Resp: 71173

Ion	Ratio	Lower	Upper
42	100		
74	114.5	83.6	125.4
44	12.5	6.9	10.3#

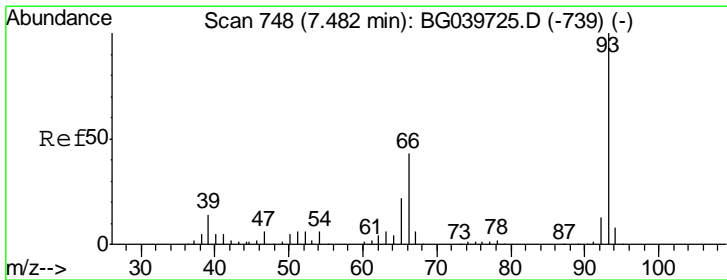
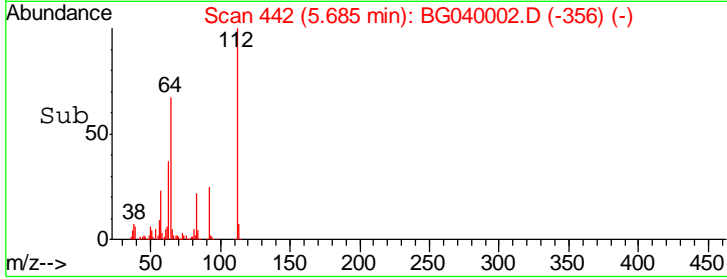
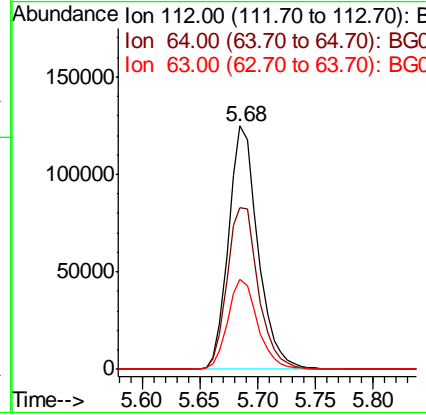
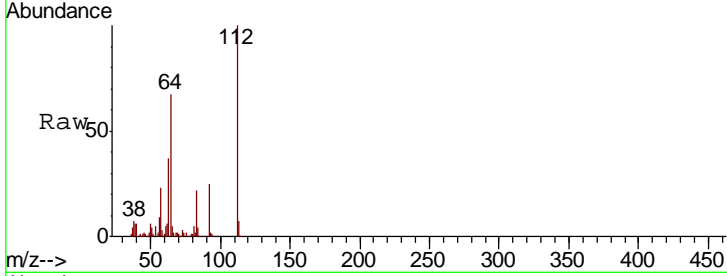




#5  
 2-Fluorophenol  
 Concen: 78.207 ng  
 RT: 5.68 min Scan# 442  
 Delta R.T. -0.02 min  
 Lab File: BG040002.D  
 Acq: 19 Mar 2019 14:42

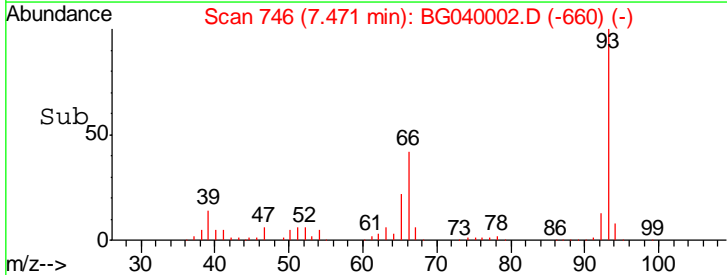
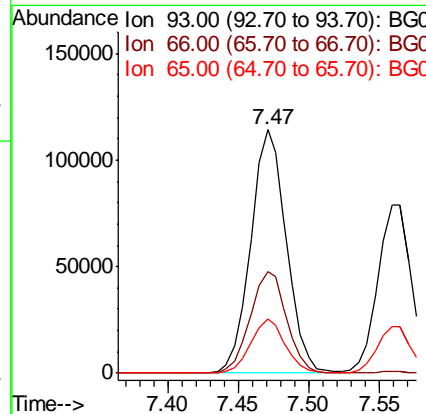
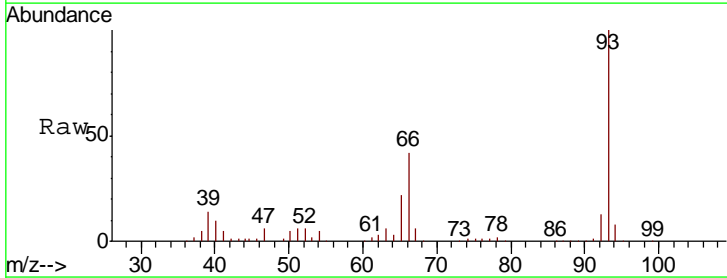
**Instrument :**  
 BNA\_G  
**ClientSampled :**  
 SSTDCCC040

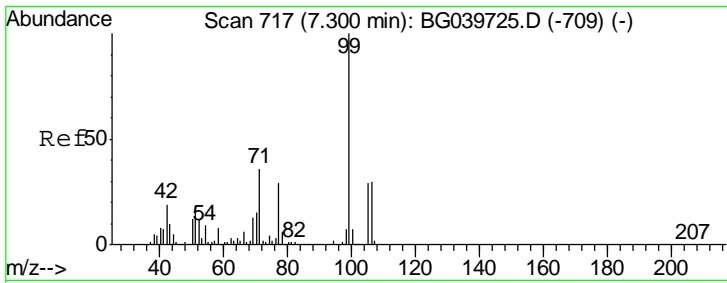
Tgt Ion	Resp	Lower	Upper
112	221157		
64	66.5	57.8	86.8
63	37.2	29.8	44.6



#6  
 Aniline  
 Concen: 36.563 ng  
 RT: 7.47 min Scan# 746  
 Delta R.T. -0.02 min  
 Lab File: BG040002.D  
 Acq: 19 Mar 2019 14:42

Tgt Ion	Resp	Lower	Upper
93	201978		
66	41.7	34.2	51.4
65	22.5	17.7	26.5

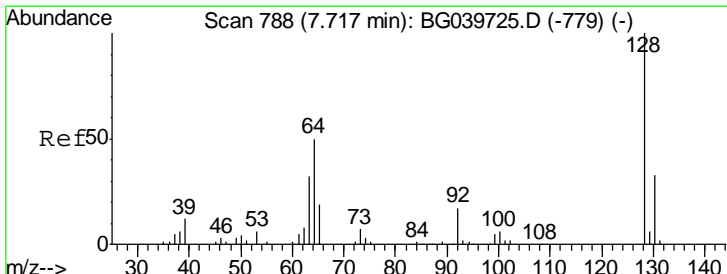
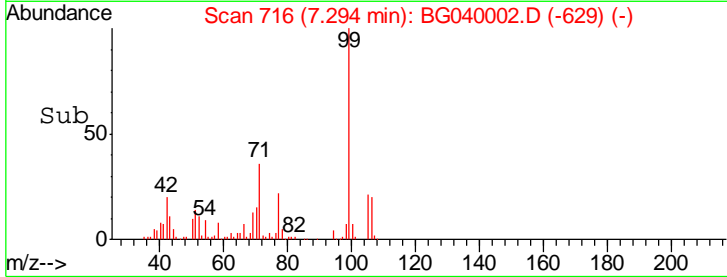
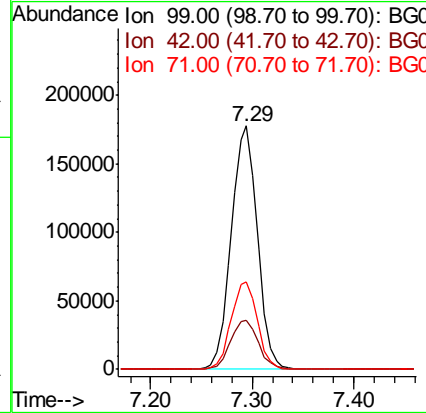
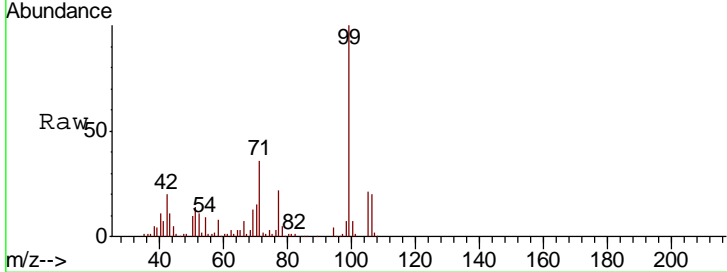




#7  
 Phenol-d6  
 Concen: 75.124 ng  
 RT: 7.29 min Scan# 716  
 Delta R.T. -0.02 min  
 Lab File: BG040002.D  
 Acq: 19 Mar 2019 14:42

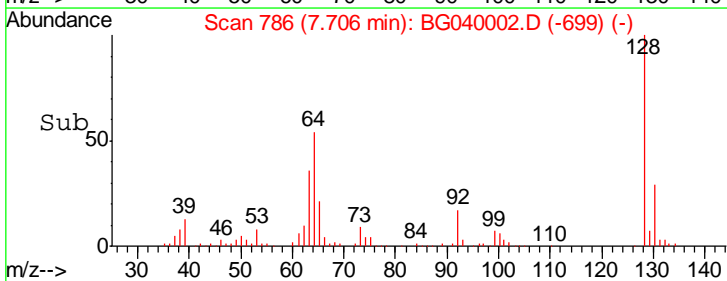
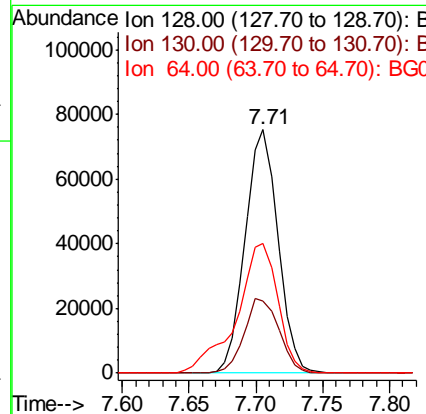
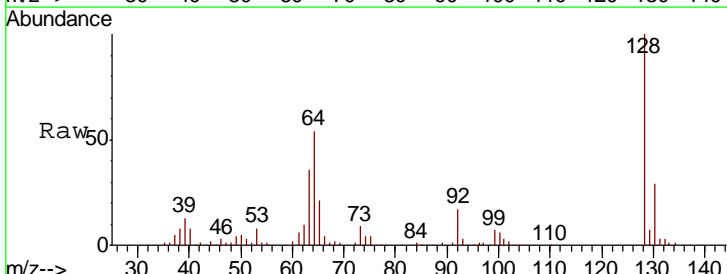
Instrument :  
 BNA\_G  
 ClientSampleId :  
 SSTDCCC040

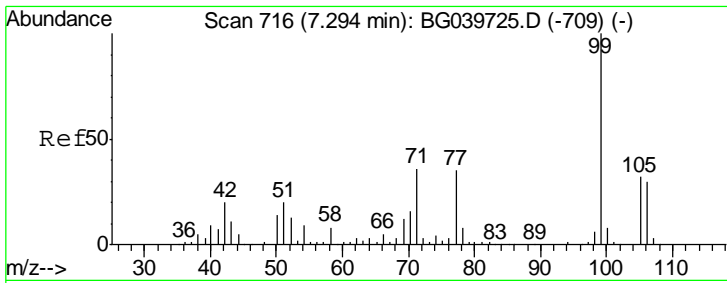
Tgt Ion	Resp	Lower	Upper
99	100		
42	20.0	18.2	27.2
71	36.1	28.0	42.0



#8  
 2-Chlorophenol  
 Concen: 37.308 ng  
 RT: 7.71 min Scan# 786  
 Delta R.T. -0.02 min  
 Lab File: BG040002.D  
 Acq: 19 Mar 2019 14:42

Tgt Ion	Resp	Lower	Upper
128	100		
130	29.4	12.9	52.9
64	53.5	38.7	78.7

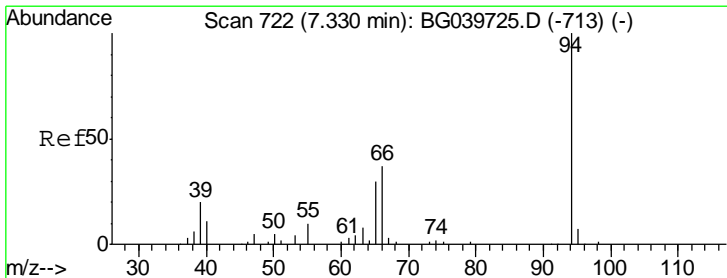
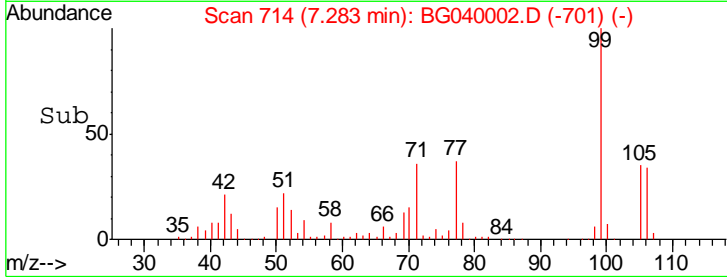
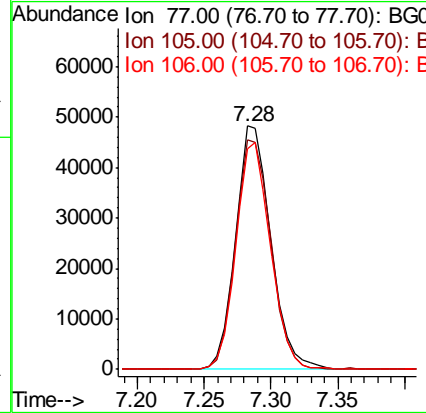
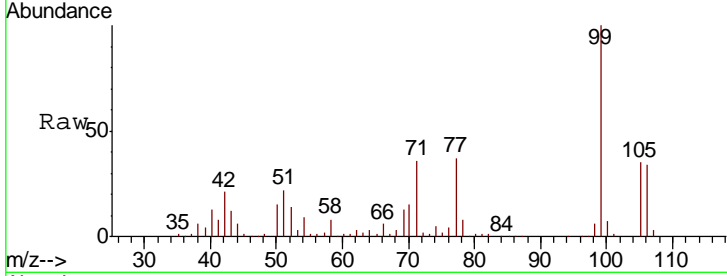




#9  
Benzaldehyde  
Concen: 32.503 ng  
RT: 7.28 min Scan# 714  
Delta R.T. -0.02 min  
Lab File: BG040002.D  
Acq: 19 Mar 2019 14:42

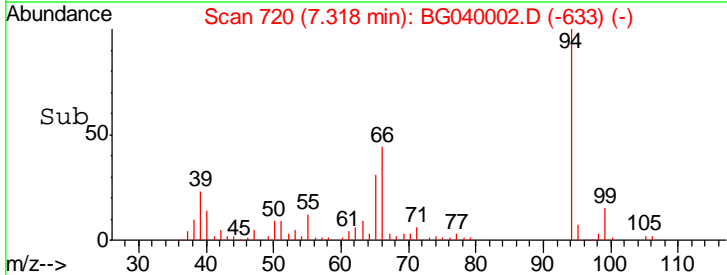
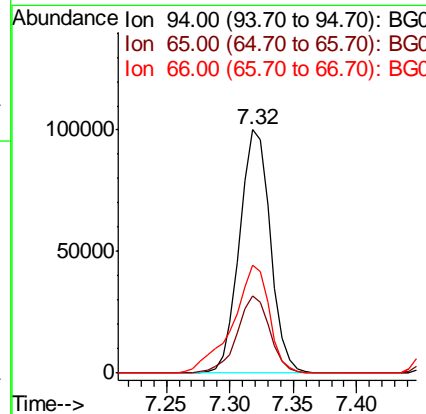
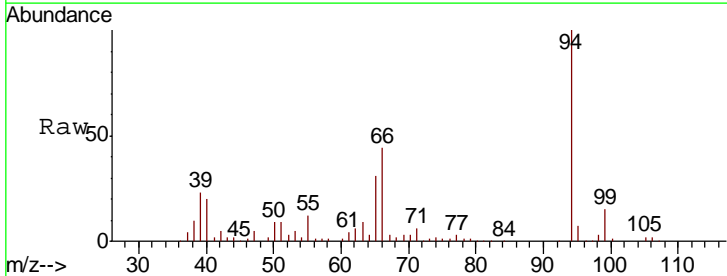
Instrument :  
BNA\_G  
ClientSampleID :  
SSTDCCC040

Tgt Ion	Resp	Lower	Upper
77	100		
105	94.3	74.5	114.5
106	90.4	68.0	108.0

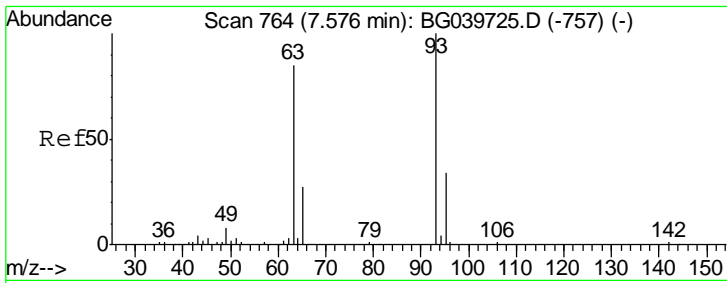


#10  
Phenol  
Concen: 36.976 ng  
RT: 7.32 min Scan# 720  
Delta R.T. -0.02 min  
Lab File: BG040002.D  
Acq: 19 Mar 2019 14:42

Tgt Ion	Resp	Lower	Upper
94	100		
65	31.5	11.7	51.7
66	44.4	23.7	63.7



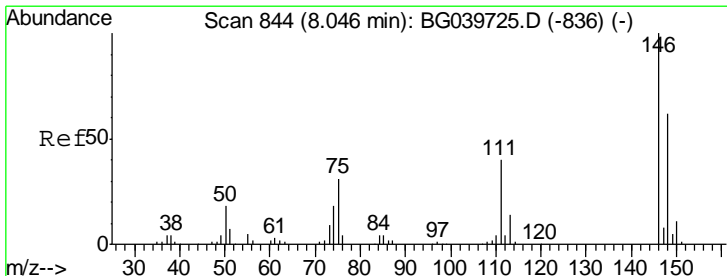
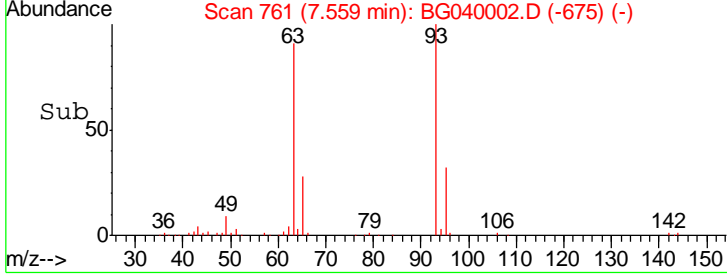
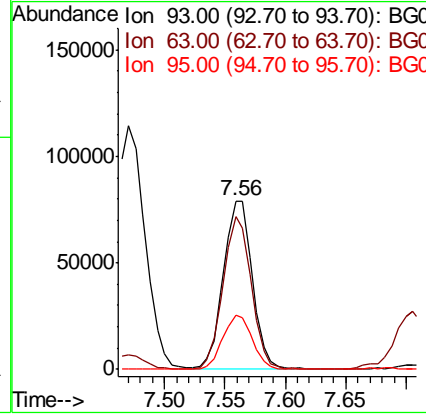
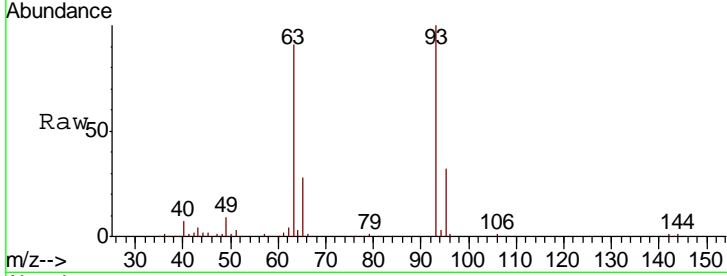




#11  
 bis(2-Chloroethyl)ether  
 Concen: 37.157 ng  
 RT: 7.56 min Scan# 761  
 Delta R.T. -0.02 min  
 Lab File: BG040002.D  
 Acq: 19 Mar 2019 14:42

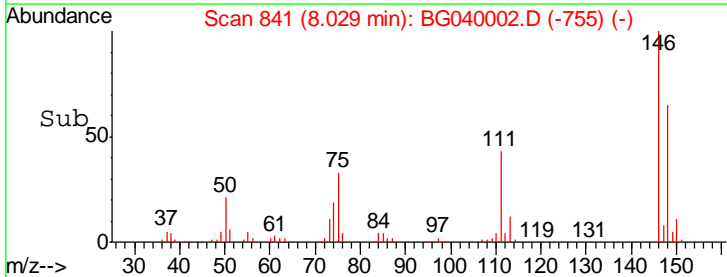
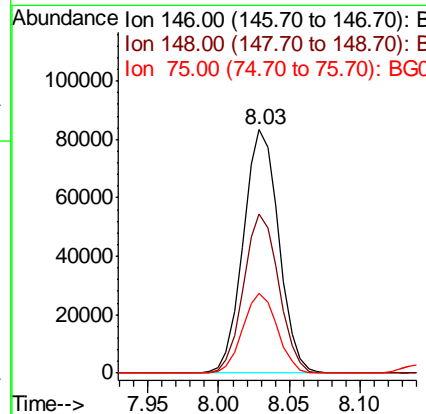
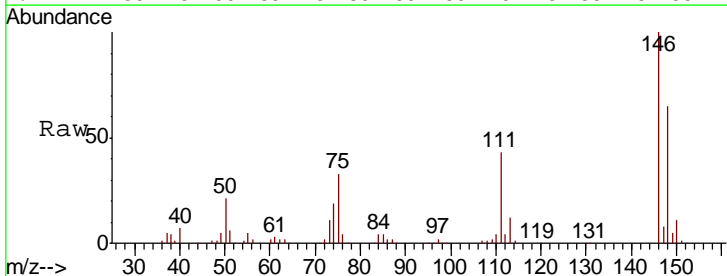
**Instrument :**  
 BNA\_G  
**ClientSampleId :**  
 SSTDCCC040

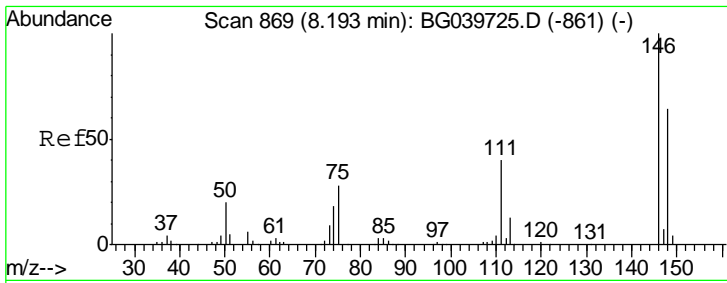
Tgt Ion	Resp	Lower	Upper
93	132330		
93	100		
63	90.9	69.5	109.5
95	32.5	12.7	52.7



#12  
 1,3-Dichlorobenzene  
 Concen: 37.732 ng  
 RT: 8.03 min Scan# 841  
 Delta R.T. -0.02 min  
 Lab File: BG040002.D  
 Acq: 19 Mar 2019 14:42

Tgt Ion	Resp	Lower	Upper
146	146401		
146	100		
148	65.2	52.6	79.0
75	32.5	25.8	38.6

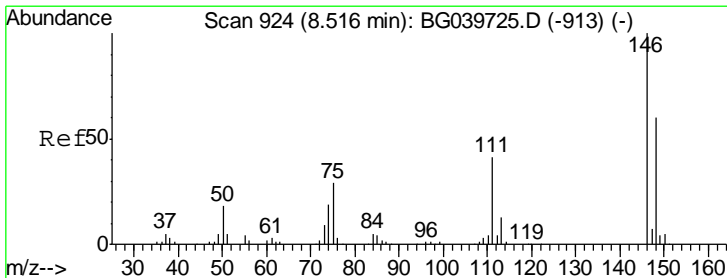
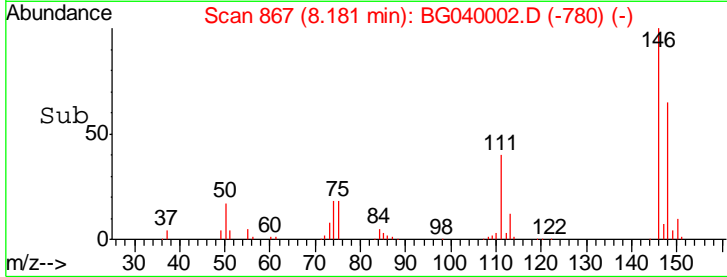
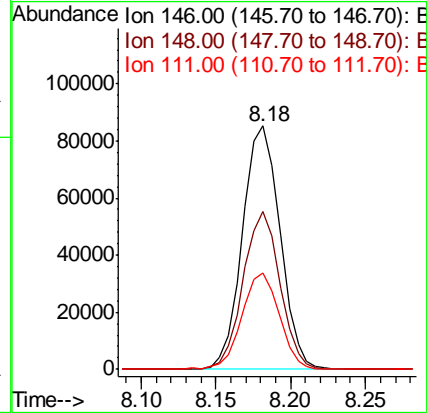
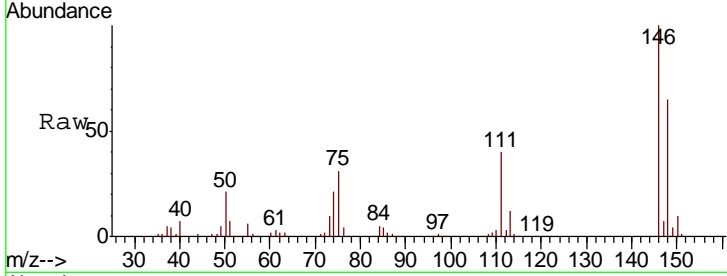




#13  
 1,4-Dichlorobenzene  
 Concen: 37.587 ng  
 RT: 8.18 min Scan# 867  
 Delta R.T. -0.02 min  
 Lab File: BG040002.D  
 Acq: 19 Mar 2019 14:42

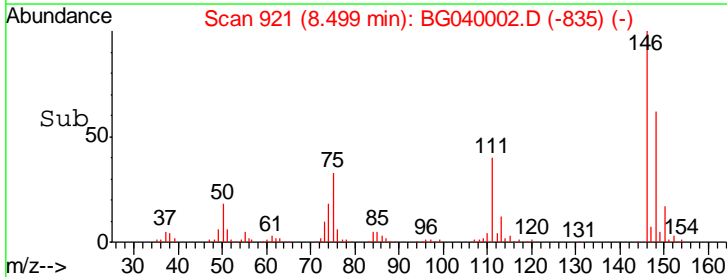
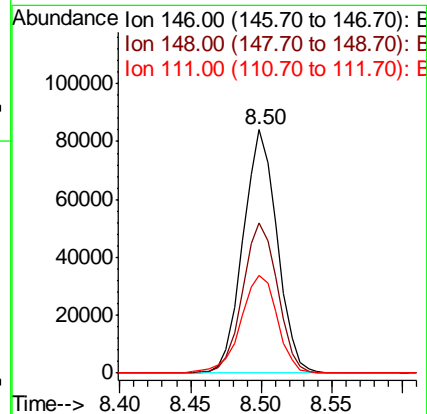
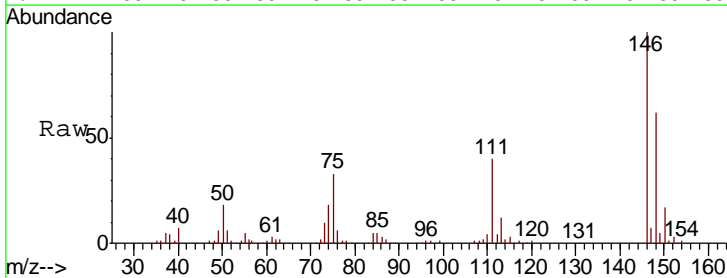
Instrument :  
 BNA\_G  
 ClientSampleId :  
 SSTDCCC040

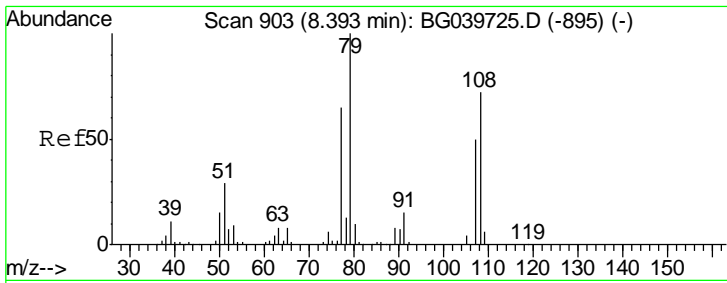
Tgt Ion	Resp	Lower	Upper
146	148548		
148	64.8	51.1	76.7
111	39.6	32.6	48.8



#14  
 1,2-Dichlorobenzene  
 Concen: 37.092 ng  
 RT: 8.50 min Scan# 921  
 Delta R.T. -0.02 min  
 Lab File: BG040002.D  
 Acq: 19 Mar 2019 14:42

Tgt Ion	Resp	Lower	Upper
146	141636		
148	61.8	51.5	77.3
111	40.1	33.8	50.6

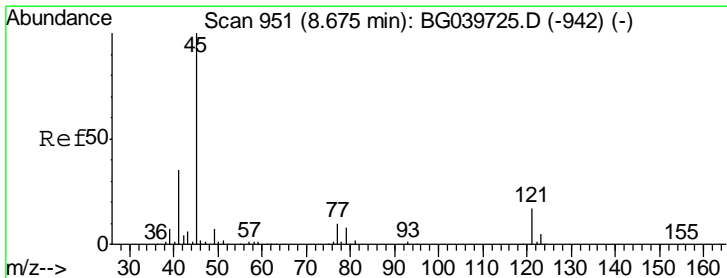
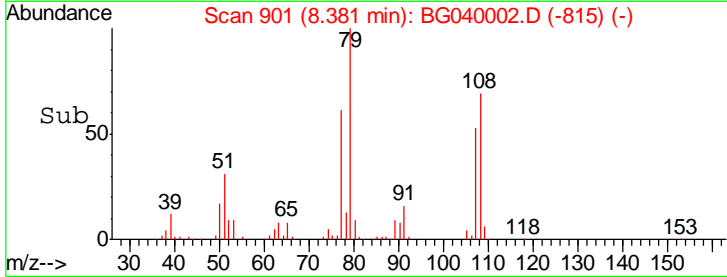
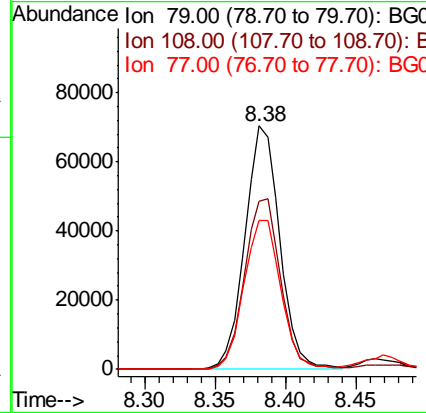
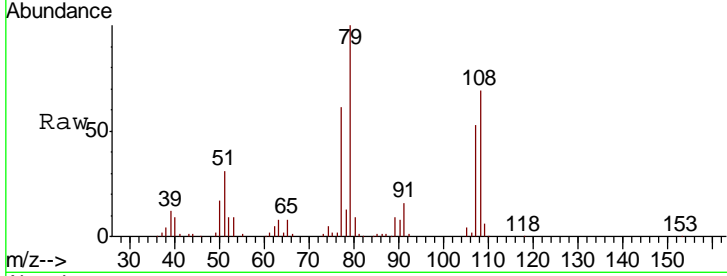




#15  
 Benzyl Alcohol  
 Concen: 36.452 ng  
 RT: 8.38 min Scan# 901  
 Delta R.T. -0.02 min  
 Lab File: BG040002.D  
 Acq: 19 Mar 2019 14:42

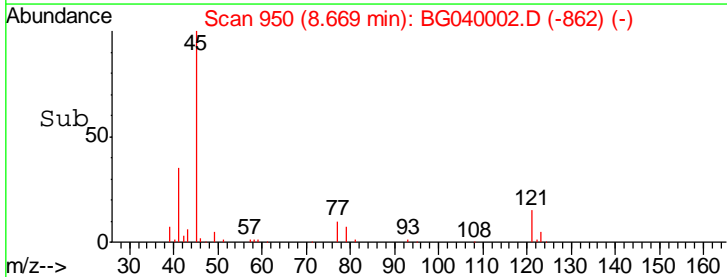
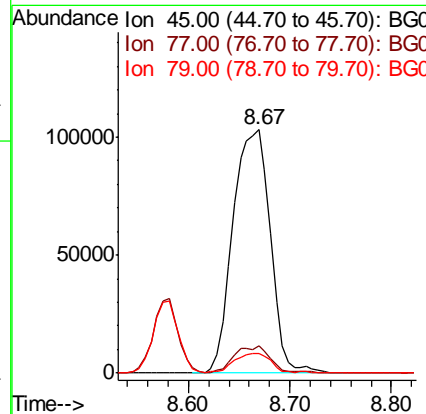
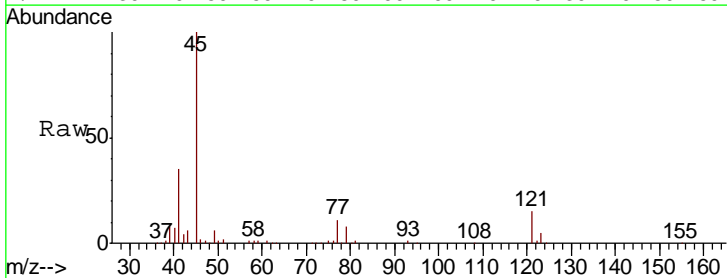
Instrument :  
 BNA\_G  
 ClientSampled :  
 SSTDCCC040

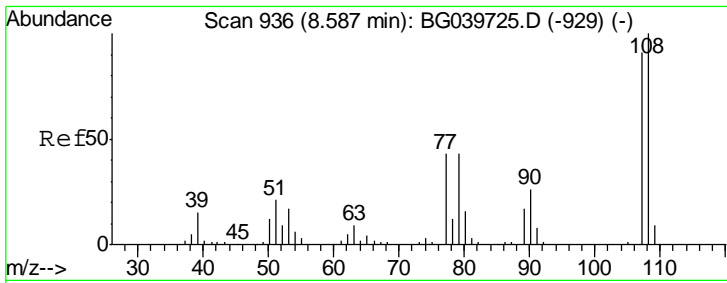
Tgt Ion	Resp	Lower	Upper
79	100		
108	69.2	57.8	86.6
77	61.4	51.1	76.7



#16  
 2,2'-oxybis(1-Chloropropane)  
 Concen: 36.849 ng  
 RT: 8.67 min Scan# 950  
 Delta R.T. -0.01 min  
 Lab File: BG040002.D  
 Acq: 19 Mar 2019 14:42

Tgt Ion	Resp	Lower	Upper
45	100		
77	11.0	0.0	30.0
79	8.0	0.0	27.5

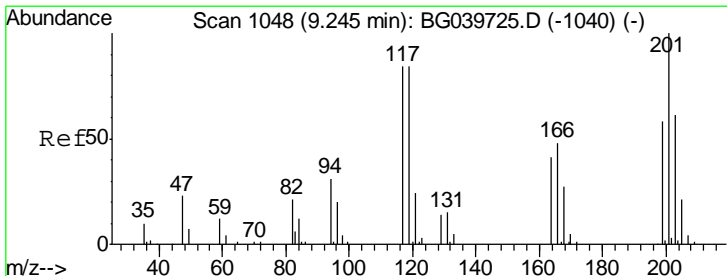
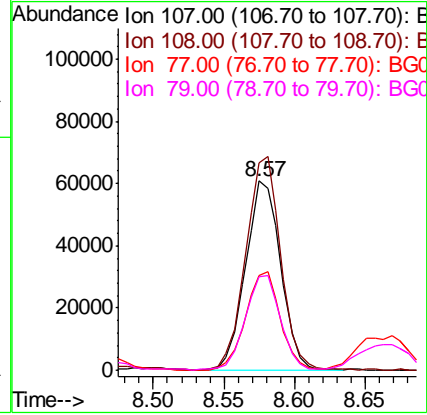
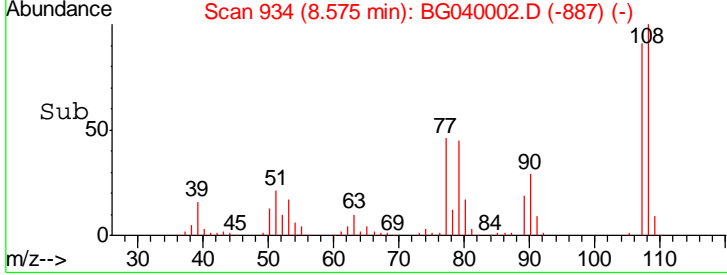
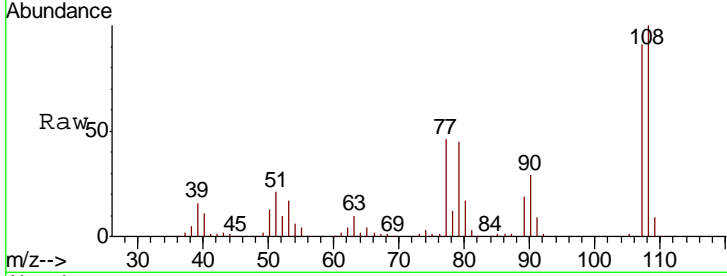




#17  
 2-Methylphenol  
 Concen: 36.524 ng  
 RT: 8.57 min Scan# 934  
 Delta R.T. -0.02 min  
 Lab File: BG040002.D  
 Acq: 19 Mar 2019 14:42

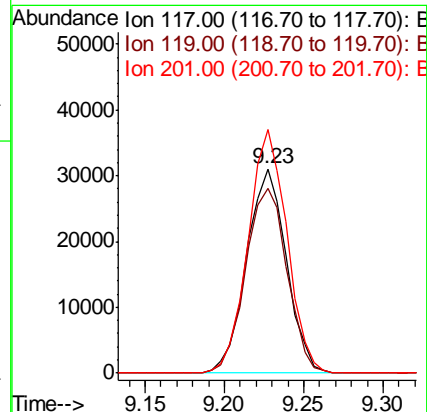
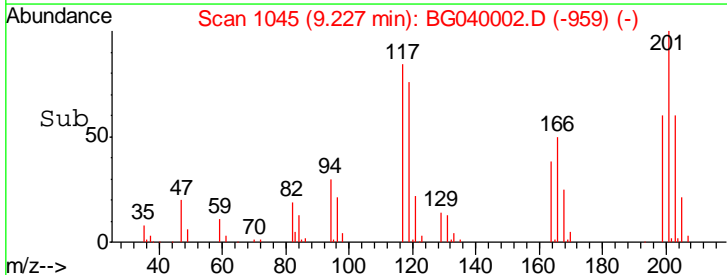
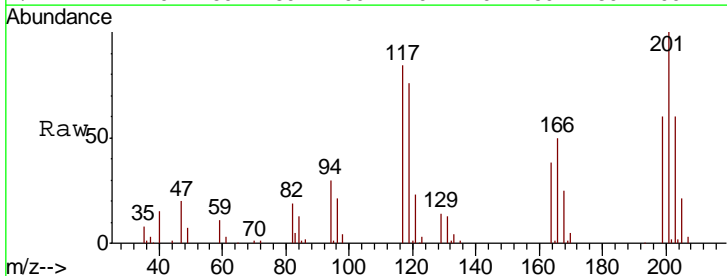
Instrument :  
 BNA\_G  
 ClientSampleId :  
 SSTDCCC040

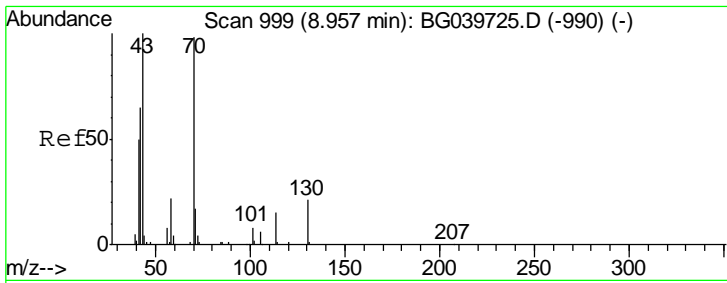
Tgt Ion	Resp	Lower	Upper
107	106378		
108	109.6	90.8	136.2
77	50.3	40.7	61.1
79	49.3	40.6	60.8



#18  
 Hexachloroethane  
 Concen: 38.245 ng  
 RT: 9.23 min Scan# 1045  
 Delta R.T. -0.02 min  
 Lab File: BG040002.D  
 Acq: 19 Mar 2019 14:42

Tgt Ion	Resp	Lower	Upper
117	54235		
119	90.1	76.3	114.5
201	119.0	91.1	136.7

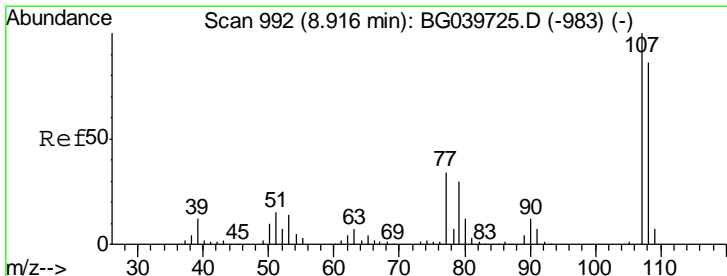
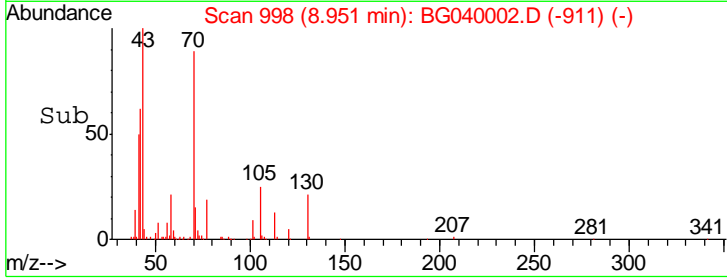
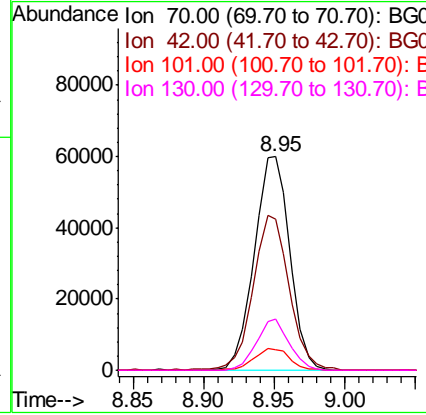
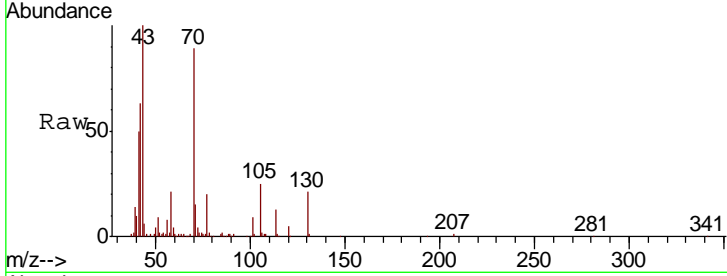




#19  
 n-Nitroso-di-n-propylamine  
 Concen: 34.911 ng  
 RT: 8.95 min Scan# 998  
 Delta R.T. -0.02 min  
 Lab File: BG040002.D  
 Acq: 19 Mar 2019 14:42

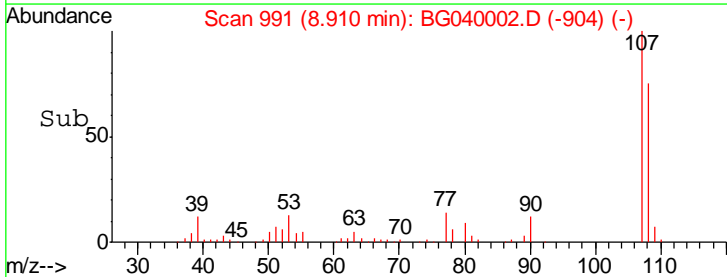
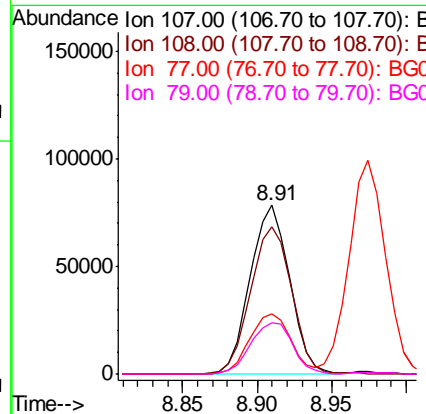
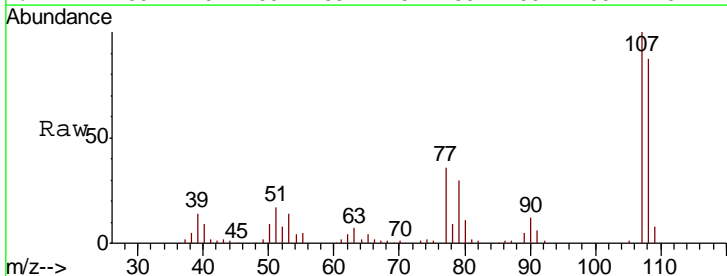
Instrument :  
 BNA\_G  
 ClientSampleId :  
 SSTDCCC040

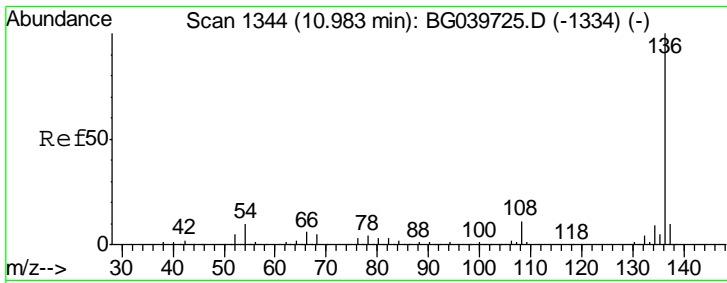
Tgt Ion	Resp	Lower	Upper
70	105953		
42	70.6	60.4	90.6
101	9.6	7.5	11.3
130	24.2	16.9	25.3



#20  
 3+4-Methylphenols  
 Concen: 35.459 ng  
 RT: 8.91 min Scan# 991  
 Delta R.T. -0.02 min  
 Lab File: BG040002.D  
 Acq: 19 Mar 2019 14:42

Tgt Ion	Resp	Lower	Upper
107	143474		
108	87.4	67.9	107.9
77	35.9	15.4	55.4
79	30.4	13.7	53.7



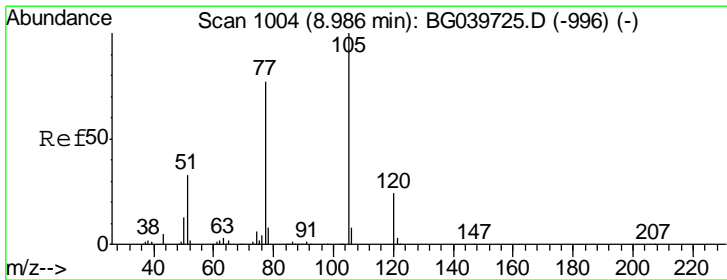
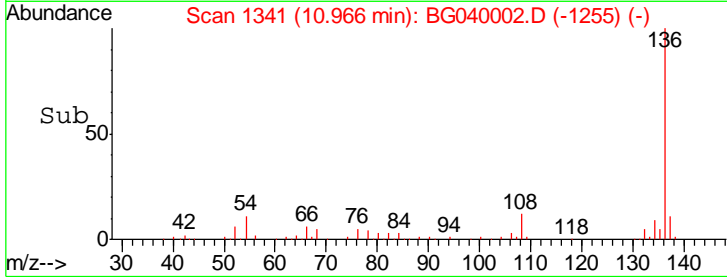
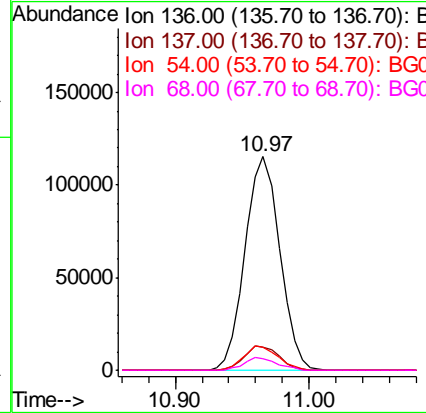
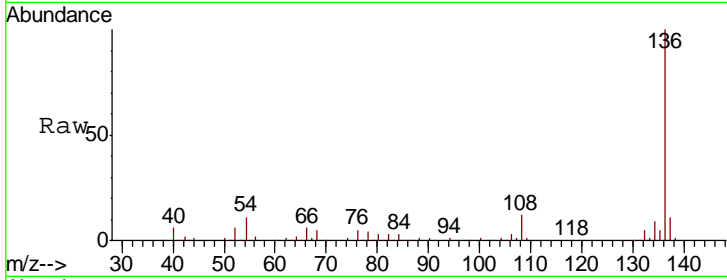


#21  
 Naphthalene-d8  
 Concen: 20.000 ng  
 RT: 10.97 min Scan# 1341  
 Delta R.T. -0.02 min  
 Lab File: BG040002.D  
 Acq: 19 Mar 2019 14:42

Instrument :  
 BNA\_G  
 ClientSampleId :  
 SSTDCCC040

Tgt Ion:136 Resp: 207571

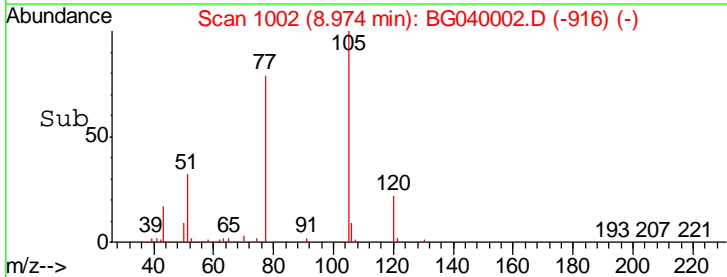
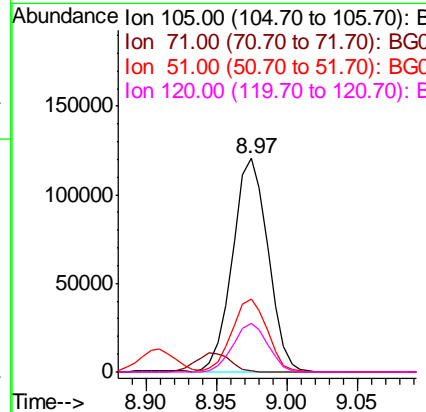
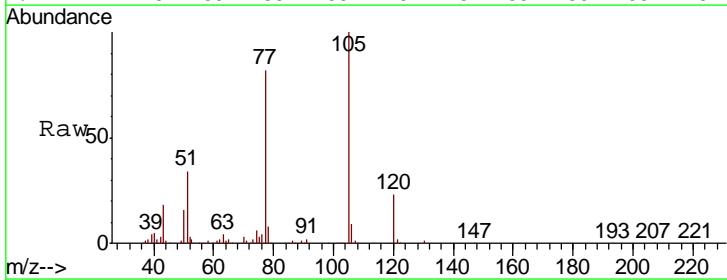
Ion	Ratio	Lower	Upper
136	100		
137	10.8	9.1	13.7
54	10.9	9.4	14.2
68	5.2	4.2	6.4

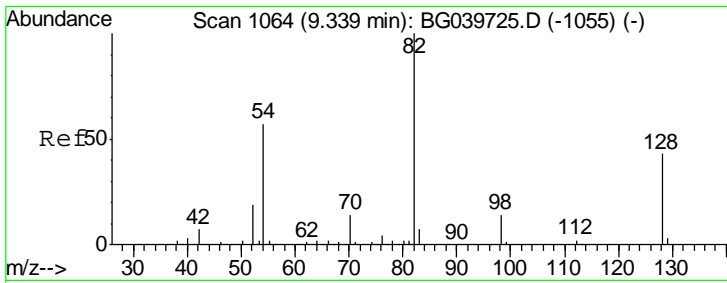


#22  
 Acetophenone  
 Concen: 37.927 ng  
 RT: 8.97 min Scan# 1002  
 Delta R.T. -0.02 min  
 Lab File: BG040002.D  
 Acq: 19 Mar 2019 14:42

Tgt Ion:105 Resp: 211299

Ion	Ratio	Lower	Upper
105	100		
71	0.7	0.8	1.2#
51	34.0	30.2	45.2
120	22.6	18.0	27.0

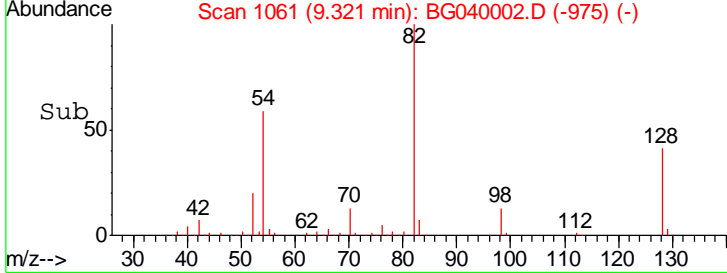
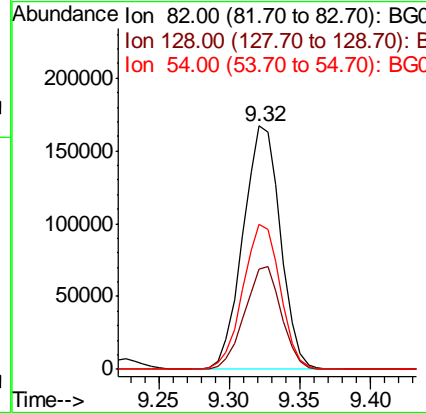
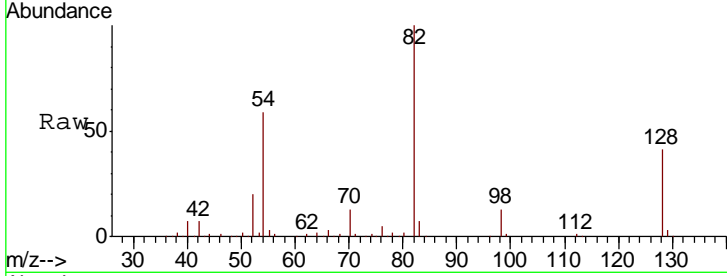




#23  
 Nitrobenzene-d5  
 Concen: 80.816 ng  
 RT: 9.32 min Scan# 1061  
 Delta R.T. -0.02 min  
 Lab File: BG040002.D  
 Acq: 19 Mar 2019 14:42

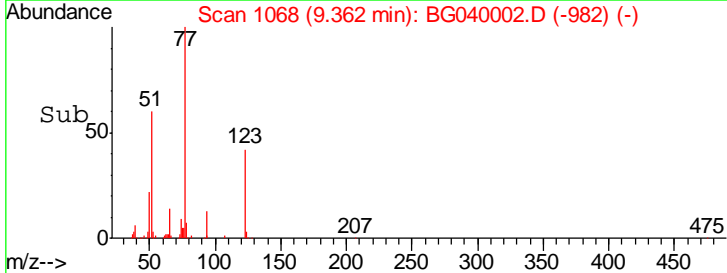
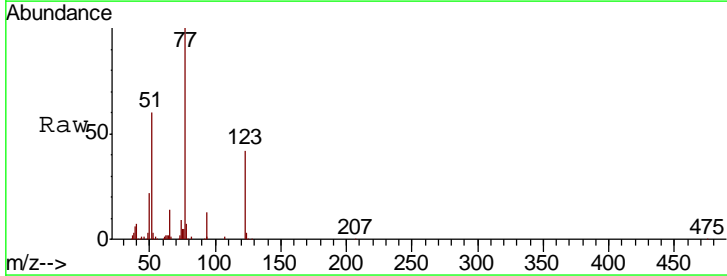
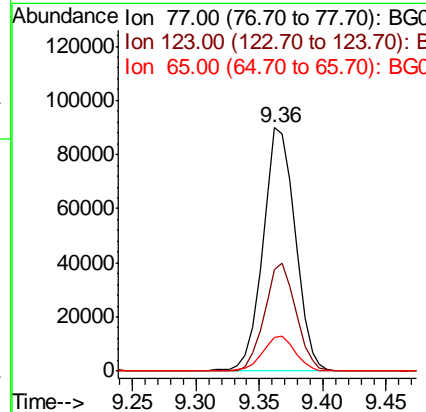
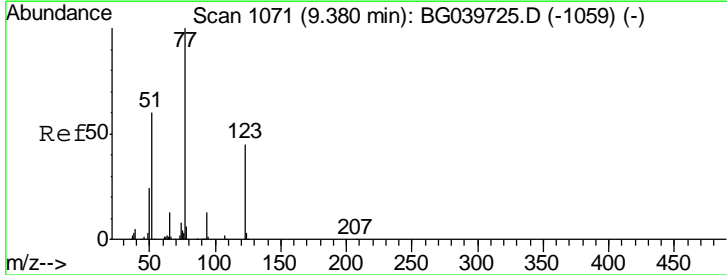
Instrument :  
 BNA\_G  
 ClientSampleID :  
 SSTDCCC040

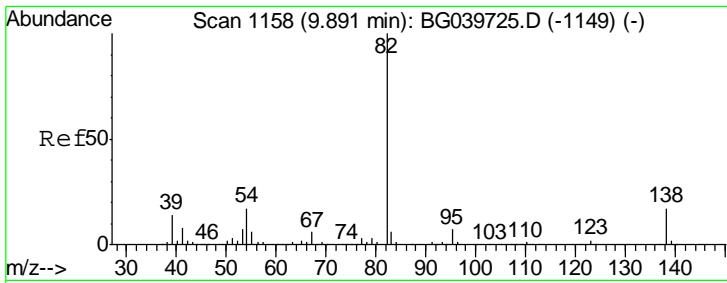
Tgt Ion	Resp	Lower	Upper
82	310168		
128	41.4	31.3	46.9
54	59.4	50.9	76.3



#24  
 Nitrobenzene  
 Concen: 39.486 ng  
 RT: 9.36 min Scan# 1068  
 Delta R.T. -0.02 min  
 Lab File: BG040002.D  
 Acq: 19 Mar 2019 14:42

Tgt Ion	Resp	Lower	Upper
77	158982		
123	41.6	34.1	51.1
65	13.9	12.3	18.5

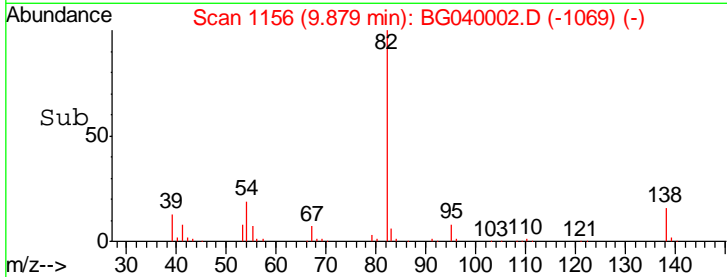
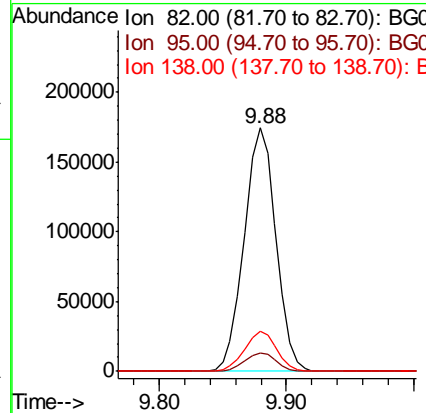
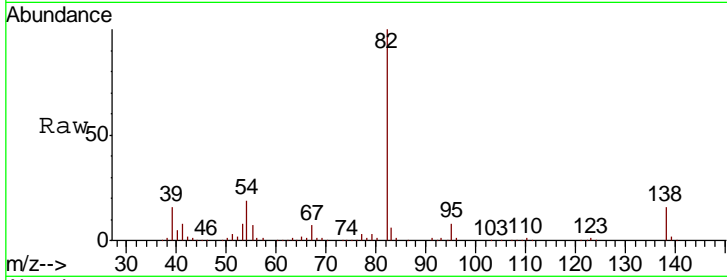




#25  
 Isophorone  
 Concen: 37.634 ng  
 RT: 9.88 min Scan# 1156  
 Delta R.T. -0.02 min  
 Lab File: BG040002.D  
 Acq: 19 Mar 2019 14:42

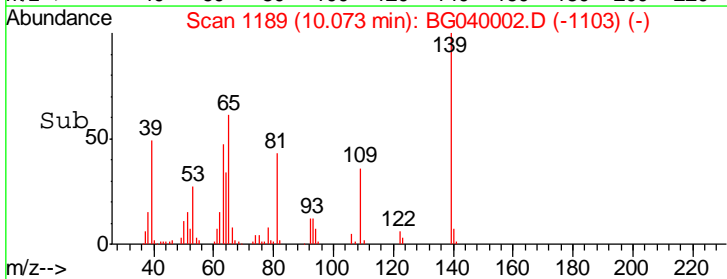
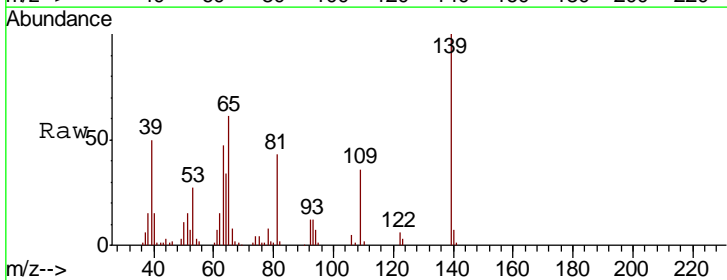
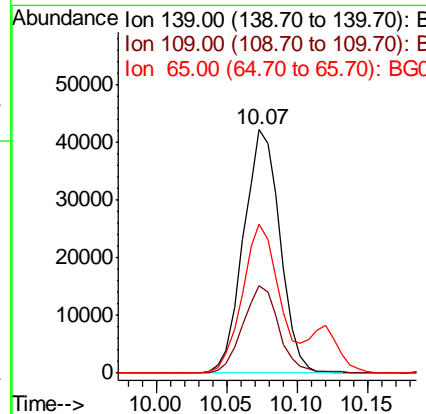
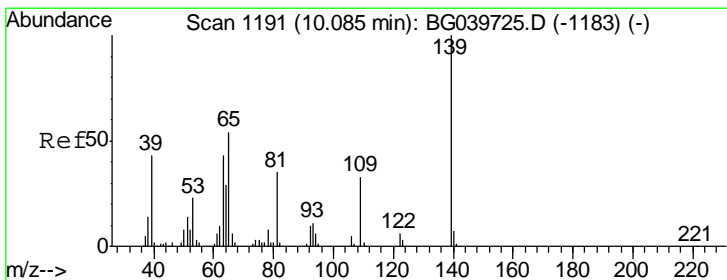
Instrument :  
 BNA\_G  
 ClientSampleId :  
 SSTDCCC040

Tgt Ion	Resp	Lower	Upper
82	302638		
95	7.7	6.2	9.2
138	16.3	13.0	19.4

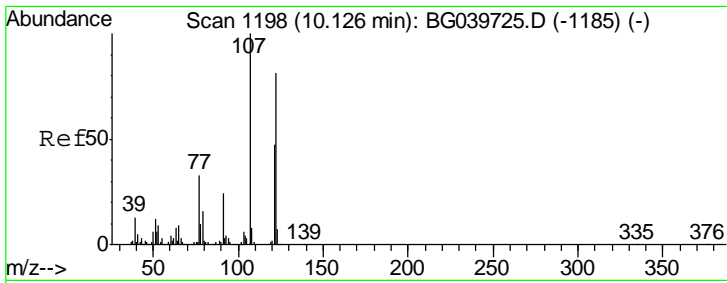


#26  
 2-Nitrophenol  
 Concen: 39.313 ng  
 RT: 10.07 min Scan# 1189  
 Delta R.T. -0.02 min  
 Lab File: BG040002.D  
 Acq: 19 Mar 2019 14:42

Tgt Ion	Resp	Lower	Upper
139	76424		
109	36.0	23.4	35.0#
65	61.2	44.3	66.5



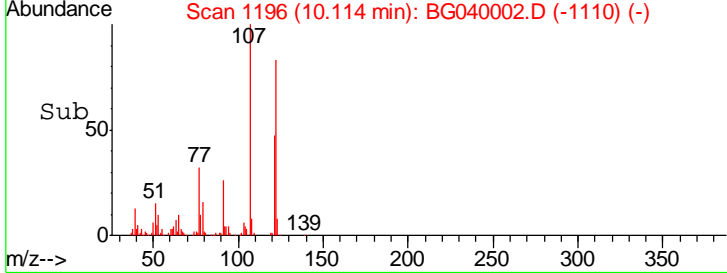
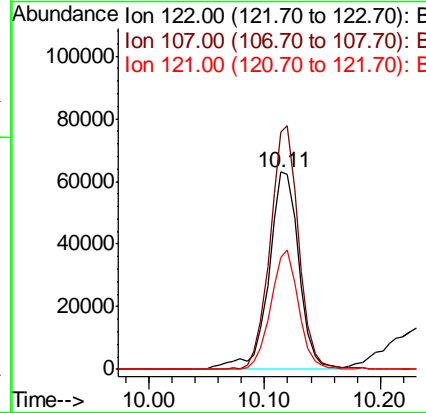
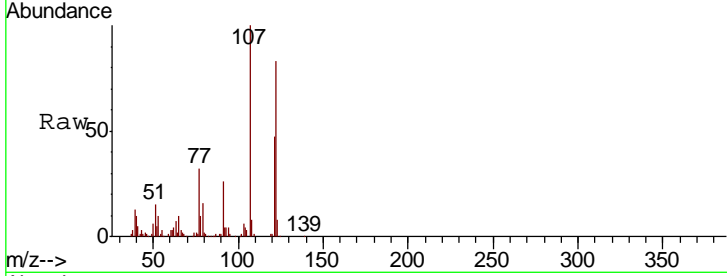




#27  
 2,4-Dimethylphenol  
 Concen: 38.002 ng  
 RT: 10.11 min Scan# 1196  
 Delta R.T. -0.02 min  
 Lab File: BG040002.D  
 Acq: 19 Mar 2019 14:42

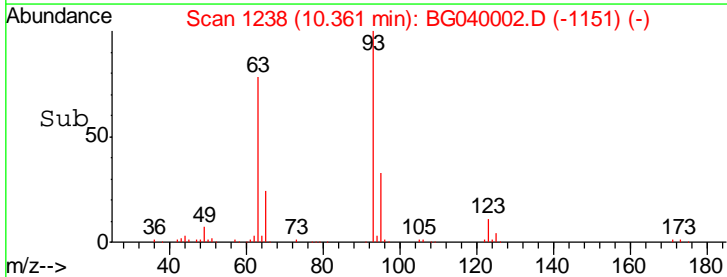
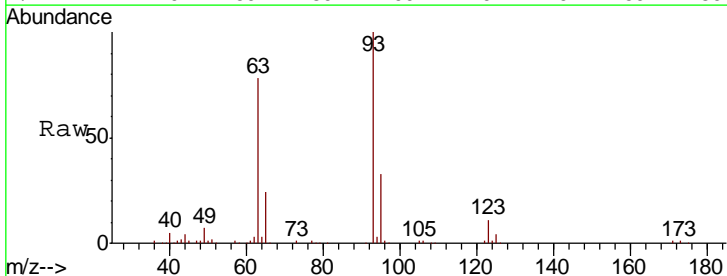
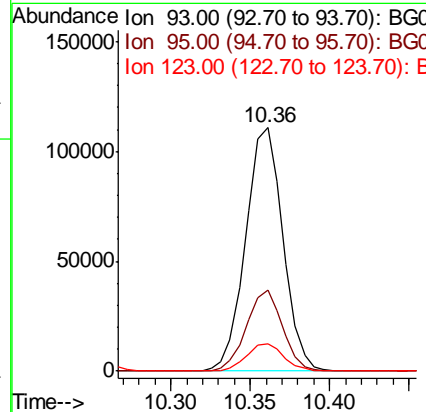
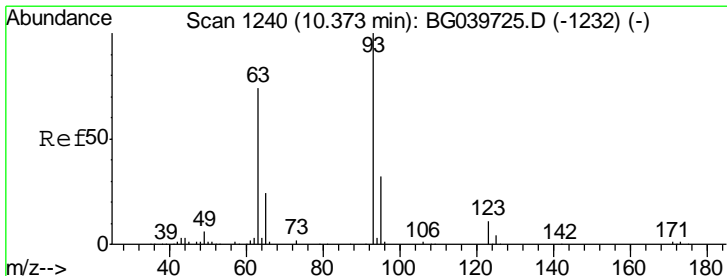
Instrument :  
 BNA\_G  
 ClientSampleID :  
 SSTDCCC040

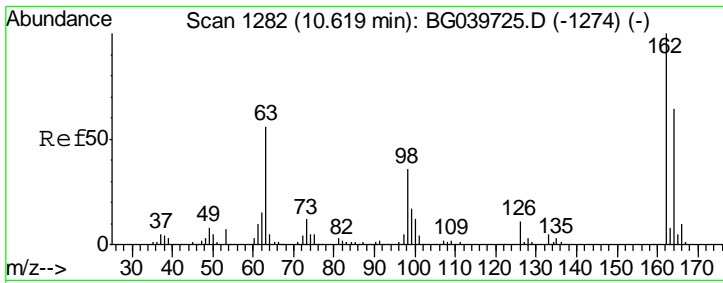
Tgt Ion	Resp	Lower	Upper
122	114893		
107	120.5	91.7	137.5
121	56.5	46.4	69.6



#28  
 bis(2-Chloroethoxy)methane  
 Concen: 36.972 ng  
 RT: 10.36 min Scan# 1238  
 Delta R.T. -0.02 min  
 Lab File: BG040002.D  
 Acq: 19 Mar 2019 14:42

Tgt Ion	Resp	Lower	Upper
93	180681		
93	100		
95	33.2	25.0	37.4
123	11.2	8.6	12.8

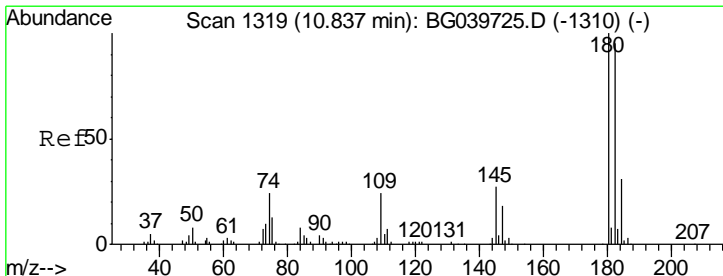
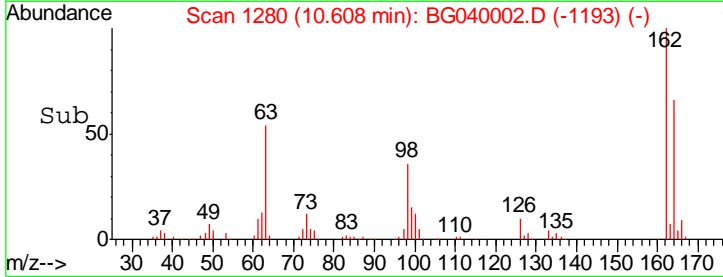
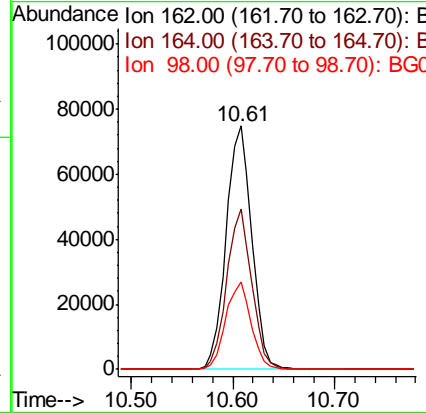
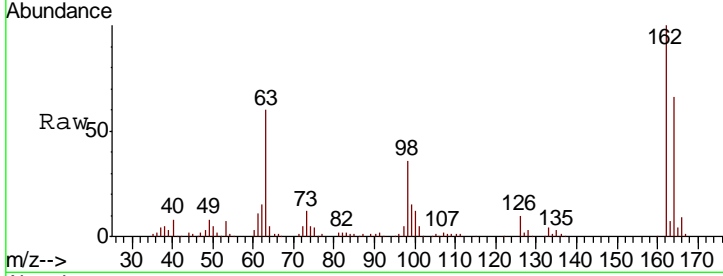




#29  
 2,4-Dichlorophenol  
 Concen: 38.599 ng  
 RT: 10.61 min Scan# 1280  
 Delta R.T. -0.02 min  
 Lab File: BG040002.D  
 Acq: 19 Mar 2019 14:42

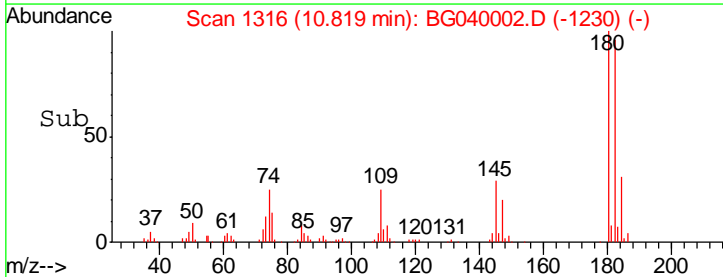
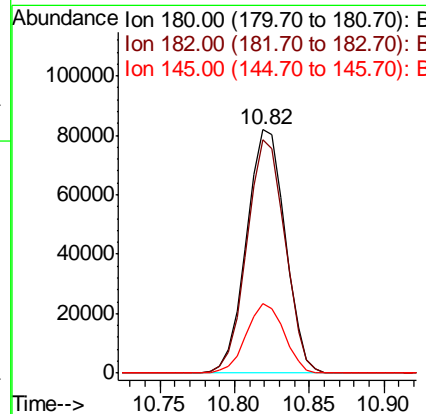
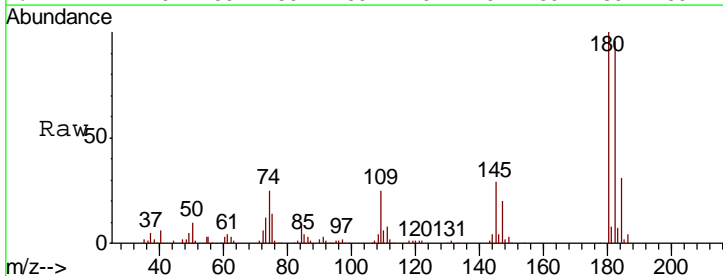
Instrument :  
 BNA\_G  
 ClientSampleId :  
 SSTDCCC040

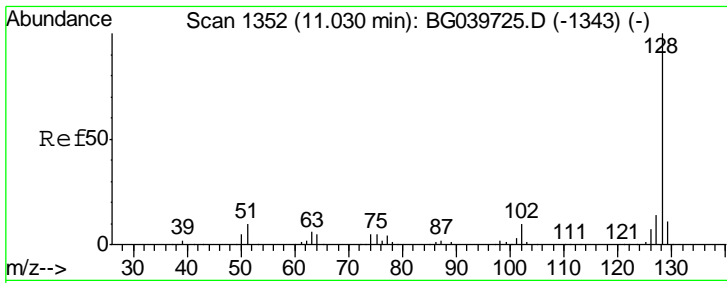
Tgt Ion	Resp	Lower	Upper
162	131391		
164	65.9	48.1	88.1
98	35.7	18.1	58.1



#30  
 1,2,4-Trichlorobenzene  
 Concen: 38.303 ng  
 RT: 10.82 min Scan# 1316  
 Delta R.T. -0.02 min  
 Lab File: BG040002.D  
 Acq: 19 Mar 2019 14:42

Tgt Ion	Resp	Lower	Upper
180	146715		
182	95.8	76.0	114.0
145	28.7	22.7	34.1

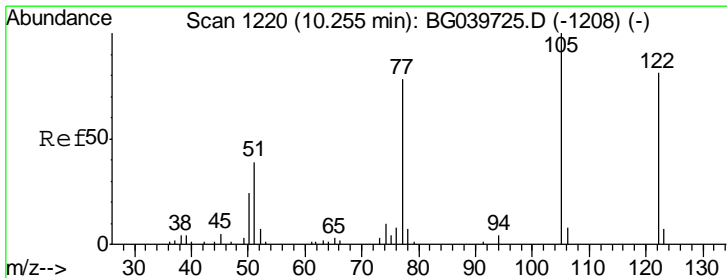
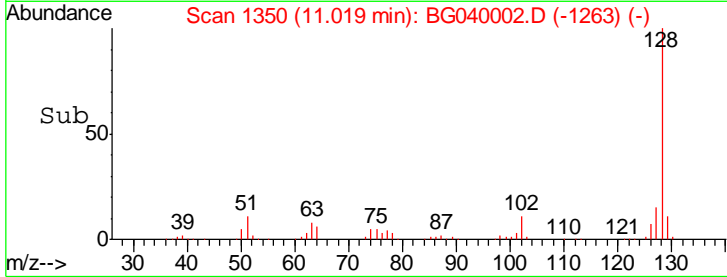
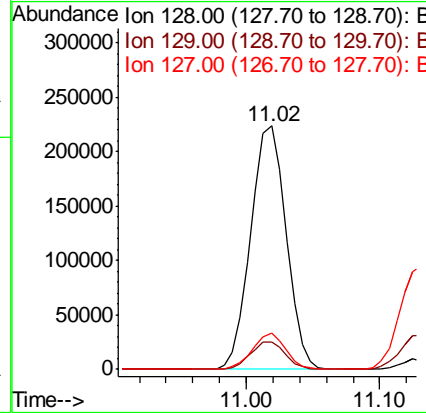
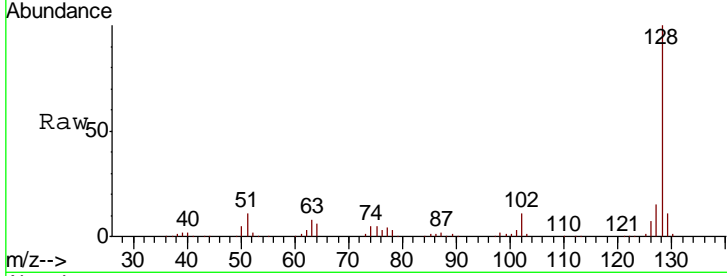




#31  
 Naphthalene  
 Concen: 37.283 ng  
 RT: 11.02 min Scan# 1350  
 Delta R.T. -0.02 min  
 Lab File: BG040002.D  
 Acq: 19 Mar 2019 14:42

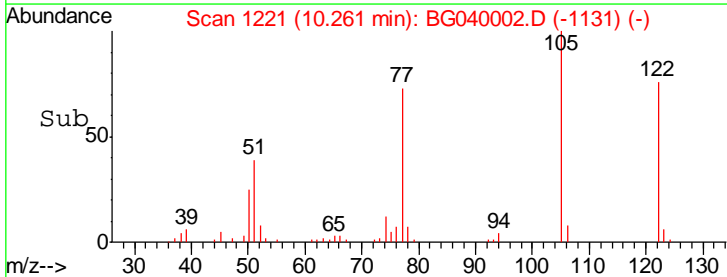
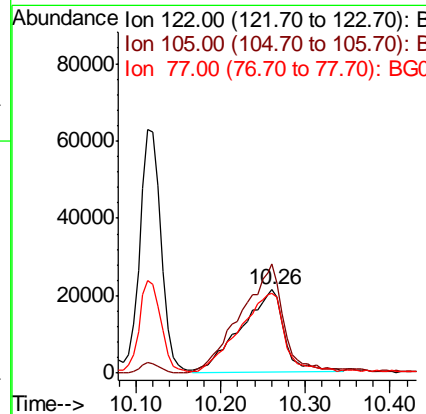
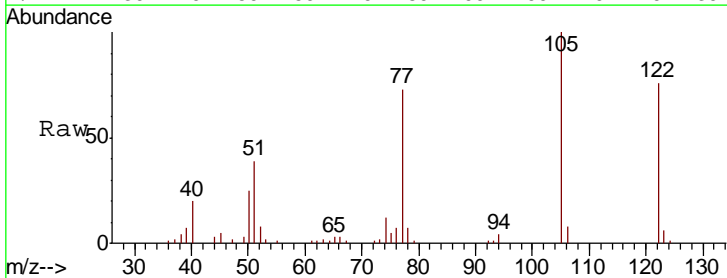
Instrument :  
 BNA\_G  
 ClientSampleId :  
 SSTDCCC040

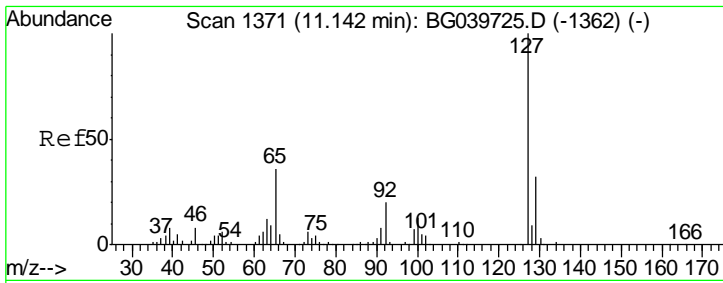
Tgt Ion	Resp	Lower	Upper
128	409738		
129	11.1	8.7	13.1
127	14.8	10.8	16.2



#32  
 Benzoic acid  
 Concen: 37.838 ng  
 RT: 10.26 min Scan# 1221  
 Delta R.T. -0.00 min  
 Lab File: BG040002.D  
 Acq: 19 Mar 2019 14:42

Tgt Ion	Resp	Lower	Upper
122	75185		
105	131.1	101.8	141.8
77	95.4	76.3	116.3

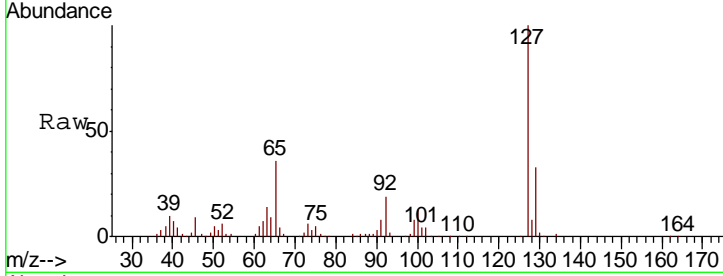




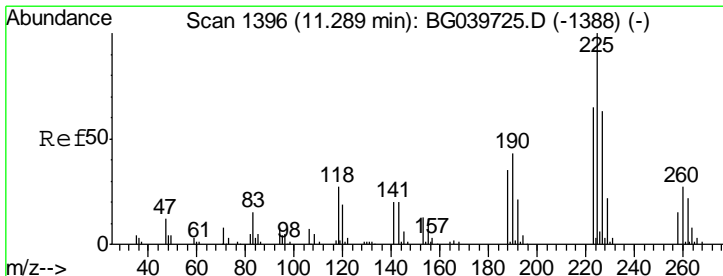
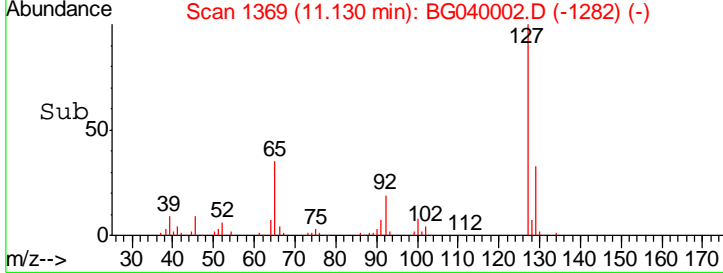
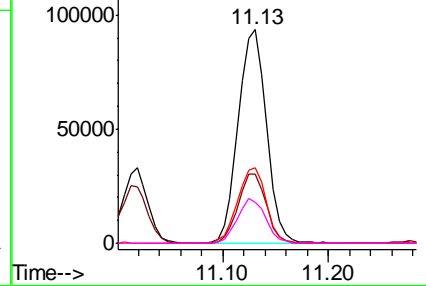
#33  
 4-Chloroaniline  
 Concen: 37.172 ng  
 RT: 11.13 min Scan# 1369  
 Delta R.T. -0.02 min  
 Lab File: BG040002.D  
 Acq: 19 Mar 2019 14:42

Instrument :  
 BNA\_G  
 ClientSampleId :  
 SSTDCCC040

Tgt Ion	Resp	Lower	Upper
127	173232		
129	32.5	27.0	40.4
65	35.6	28.8	43.2
92	19.2	16.6	25.0

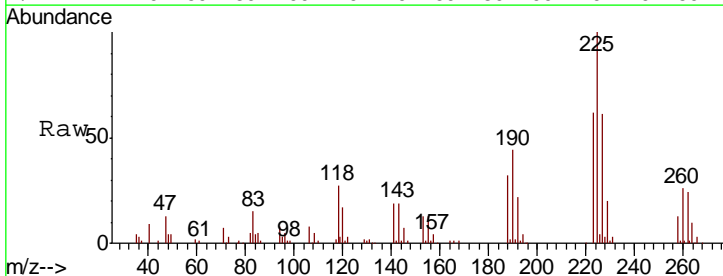


Abundance Ion 127.00 (126.70 to 127.70): E  
 Ion 129.00 (128.70 to 129.70): E  
 Ion 65.00 (64.70 to 65.70): BGC  
 Ion 92.00 (91.70 to 92.70): BGC

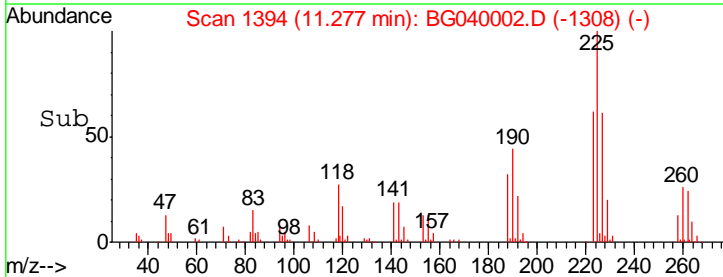
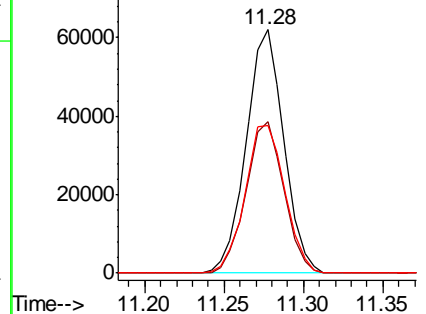


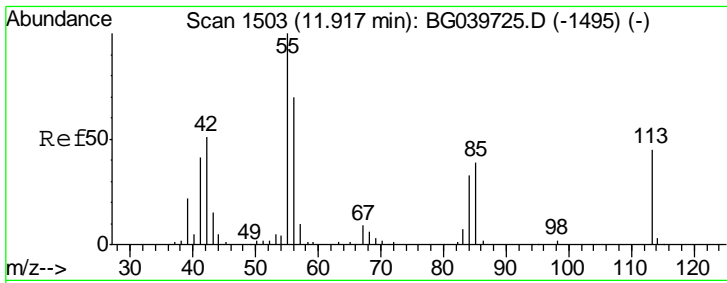
#34  
 Hexachlorobutadiene  
 Concen: 38.892 ng  
 RT: 11.28 min Scan# 1394  
 Delta R.T. -0.02 min  
 Lab File: BG040002.D  
 Acq: 19 Mar 2019 14:42

Tgt Ion	Resp	Lower	Upper
225	101800		
223	62.0	49.0	73.6
227	60.9	46.3	69.5



Abundance Ion 225.00 (224.70 to 225.70): E  
 Ion 223.00 (222.70 to 223.70): E  
 Ion 227.00 (226.70 to 227.70): E

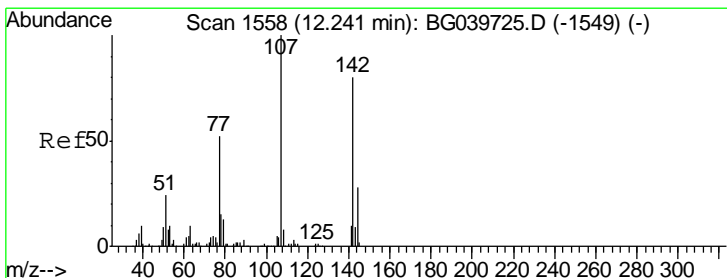
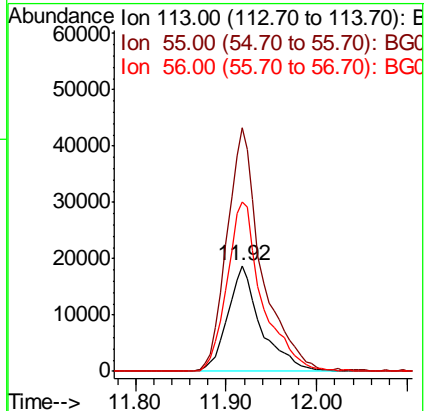
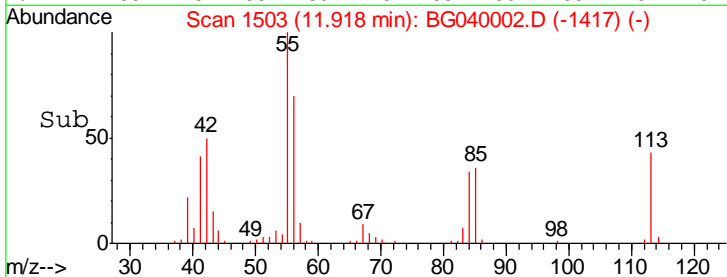
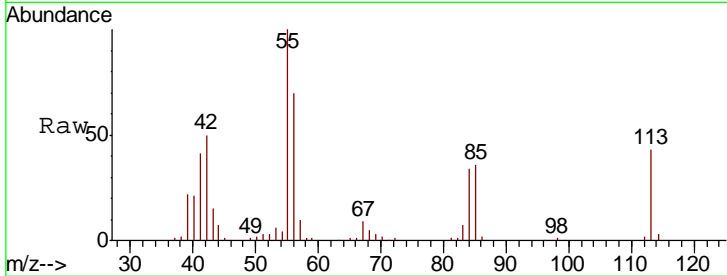




#35  
 Caprolactam  
 Concen: 36.842 ng  
 RT: 11.92 min Scan# 1503  
 Delta R.T. -0.02 min  
 Lab File: BG040002.D  
 Acq: 19 Mar 2019 14:42

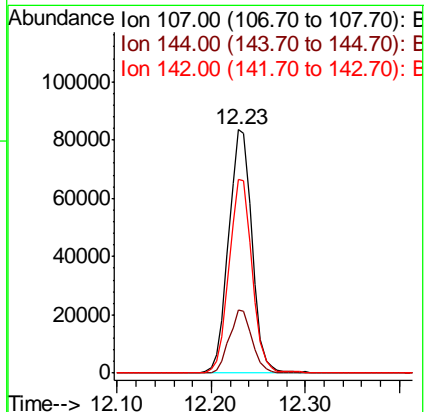
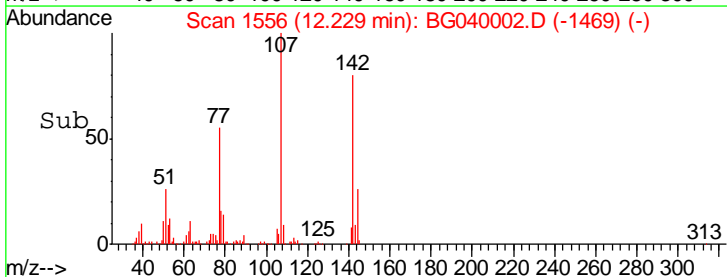
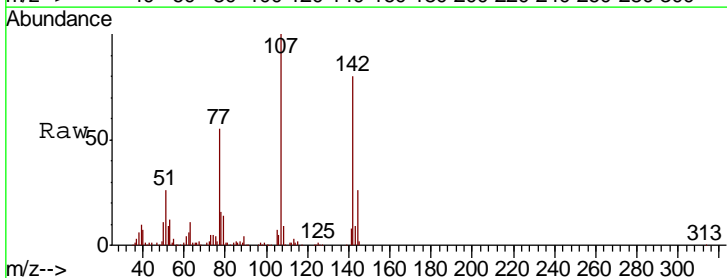
Instrument :  
 BNA\_G  
 ClientSampleId :  
 SSTDCCC040

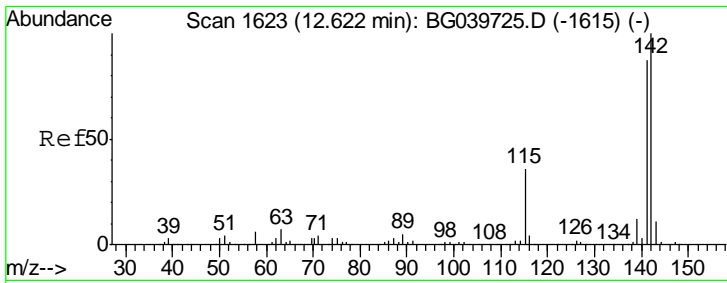
Tgt Ion	Resp	Lower	Upper
113	100		
55	230.9	216.9	256.9
56	160.7	152.6	192.6



#36  
 4-Chloro-3-methylphenol  
 Concen: 37.098 ng  
 RT: 12.23 min Scan# 1556  
 Delta R.T. -0.02 min  
 Lab File: BG040002.D  
 Acq: 19 Mar 2019 14:42

Tgt Ion	Resp	Lower	Upper
107	100		
144	26.2	20.2	30.2
142	79.7	61.4	92.2

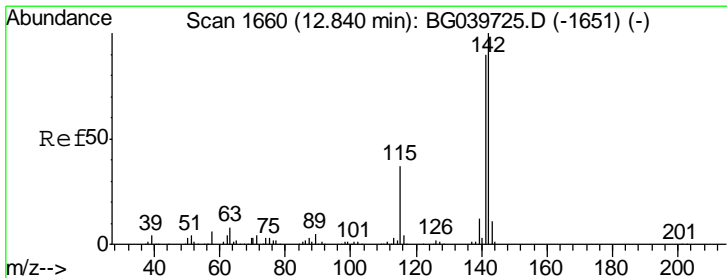
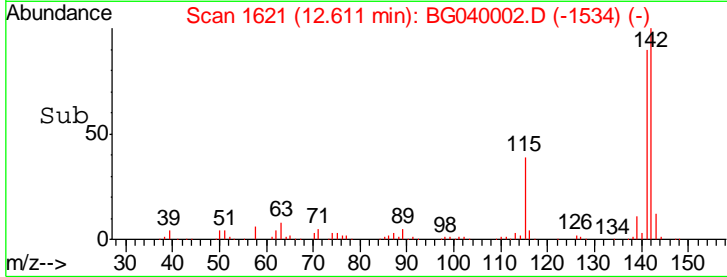
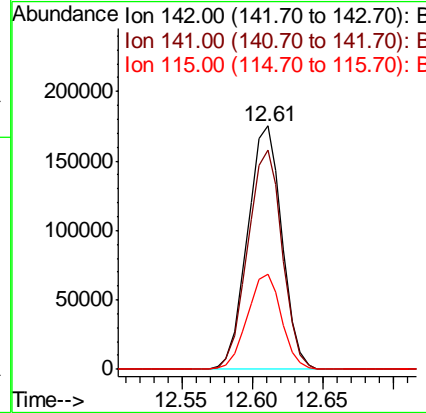
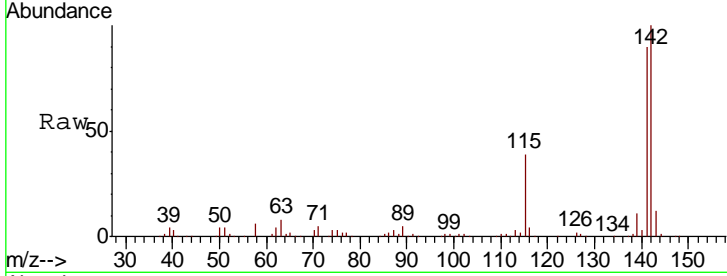




#37  
 2-Methylnaphthalene  
 Concen: 36.380 ng  
 RT: 12.61 min Scan# 1621  
 Delta R.T. -0.02 min  
 Lab File: BG040002.D  
 Acq: 19 Mar 2019 14:42

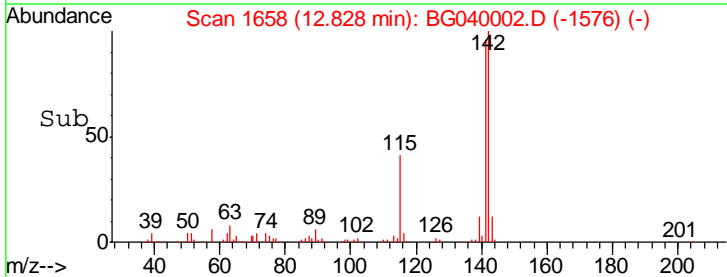
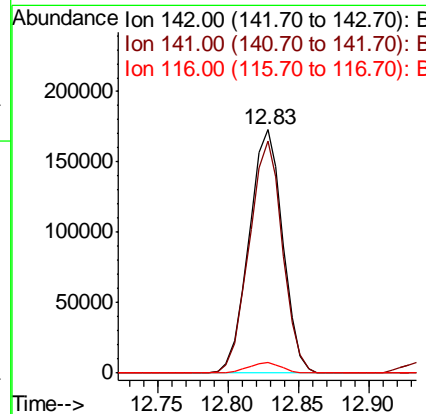
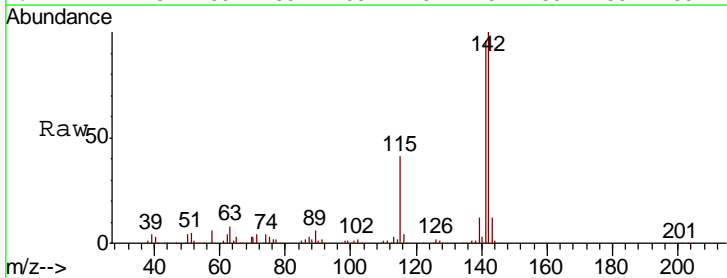
Instrument :  
 BNA\_G  
 ClientSampleId :  
 SSTDCCC040

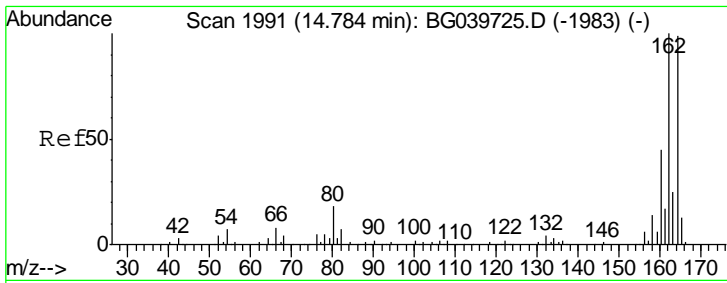
Tgt Ion	Resp	Lower	Upper
142	298918		
141	89.9	73.5	110.3
115	39.3	30.8	46.2



#38  
 1-Methylnaphthalene  
 Concen: 36.250 ng  
 RT: 12.83 min Scan# 1658  
 Delta R.T. -0.02 min  
 Lab File: BG040002.D  
 Acq: 19 Mar 2019 14:42

Tgt Ion	Resp	Lower	Upper
142	289446		
141	95.5	74.2	111.4
116	4.3	3.0	4.6





#39

Acenaphthene-d10

Concen: 20.000 ng

RT: 14.77 min Scan# 1989

Delta R.T. -0.02 min

Lab File: BG040002.D

Acq: 19 Mar 2019 14:42

Instrument :

BNA\_G

ClientSampleId :

SSTDCCC040

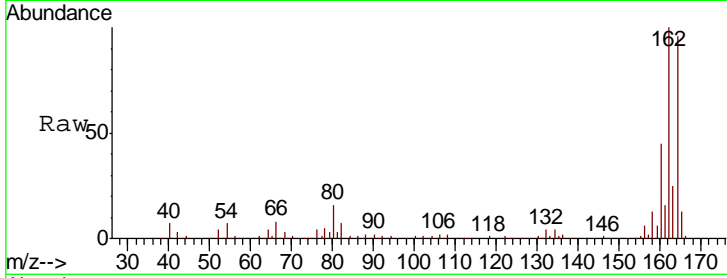
Tgt Ion:164 Resp: 134890

Ion Ratio Lower Upper

164 100

162 104.1 81.6 122.4

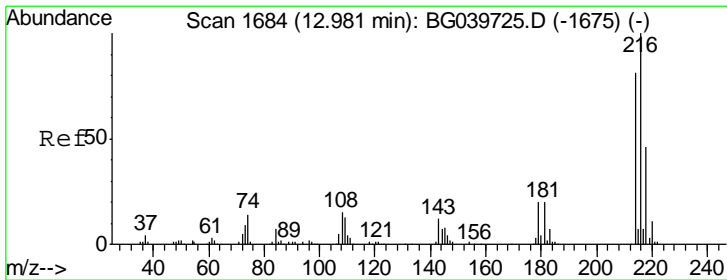
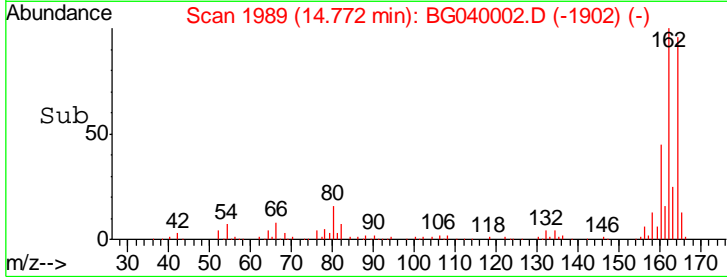
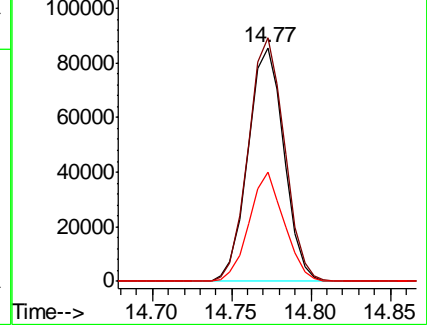
160 46.6 34.2 51.2



Abundance Ion 164.00 (163.70 to 164.70): E

Ion 162.00 (161.70 to 162.70): E

Ion 160.00 (159.70 to 160.70): E



#40

1,2,4,5-Tetrachlorobenzene

Concen: 37.904 ng

RT: 12.97 min Scan# 1682

Delta R.T. -0.02 min

Lab File: BG040002.D

Acq: 19 Mar 2019 14:42

Tgt Ion:216 Resp: 173210

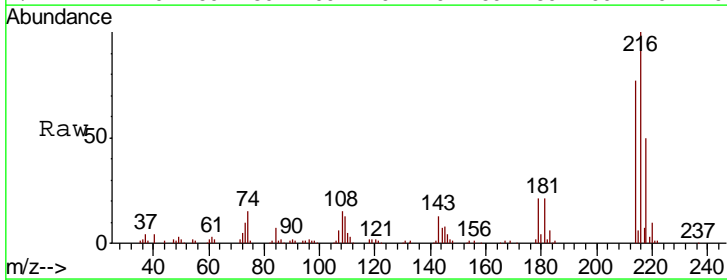
Ion Ratio Lower Upper

216 100

214 79.5 62.6 94.0

179 21.0 16.6 25.0

108 16.6 14.0 21.0

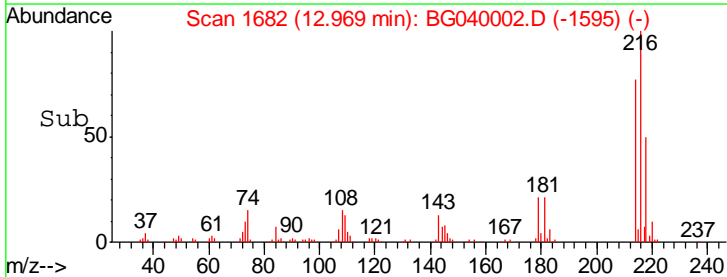
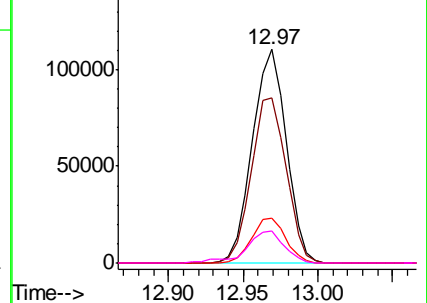


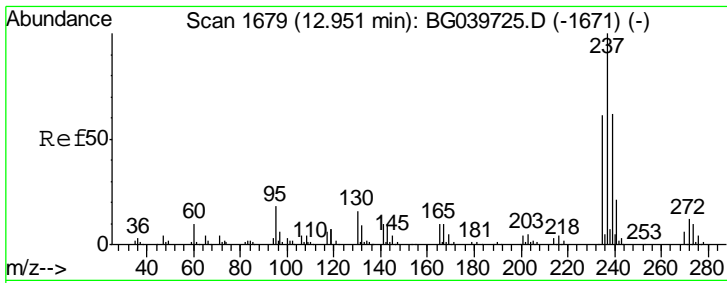
Abundance Ion 216.00 (215.70 to 216.70): E

Ion 214.00 (213.70 to 214.70): E

Ion 179.00 (178.70 to 179.70): E

Ion 108.00 (107.70 to 108.70): E

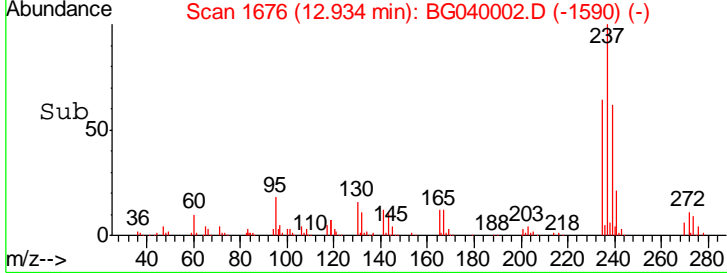
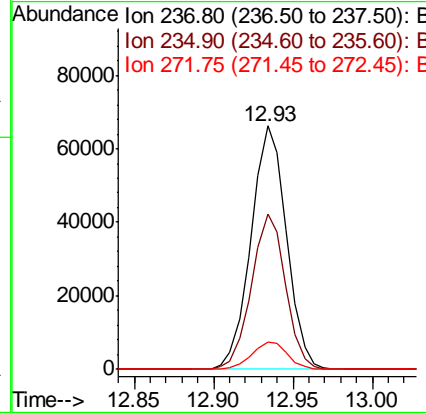
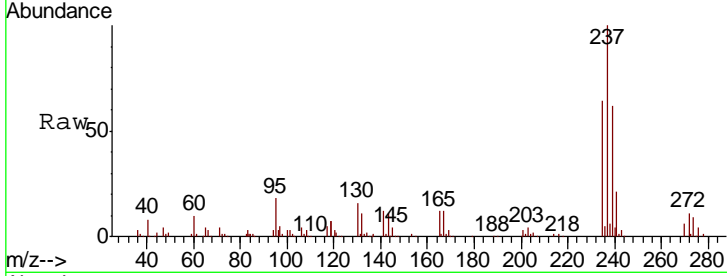




#41  
 Hexachlorocyclopentadiene  
 Concen: 41.860 ng  
 RT: 12.93 min Scan# 1676  
 Delta R.T. -0.02 min  
 Lab File: BG040002.D  
 Acq: 19 Mar 2019 14:42

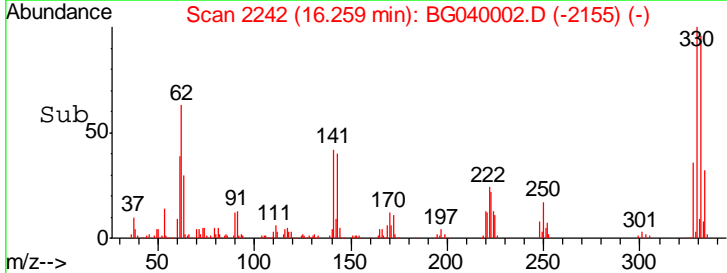
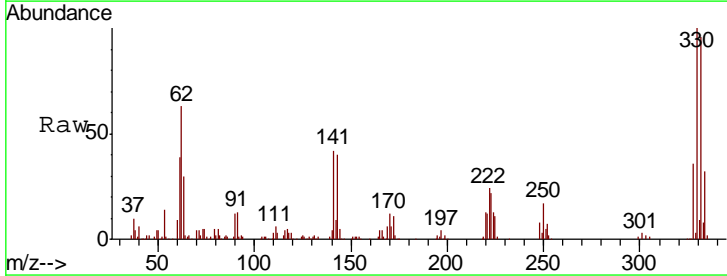
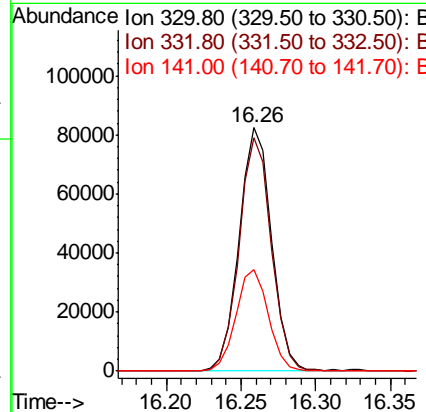
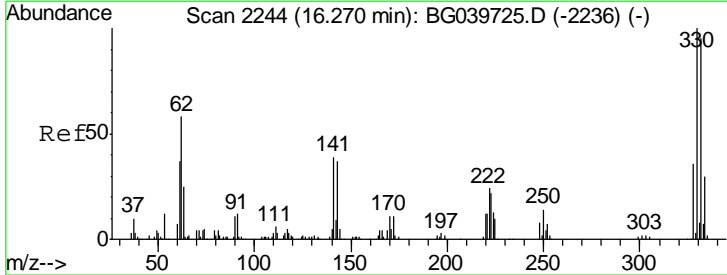
Instrument :  
 BNA\_G  
 ClientSampleId :  
 SSTDCCC040

Tgt Ion	Resp	Lower	Upper
237	102512		
235	63.8	43.3	83.3
272	11.4	0.0	32.3

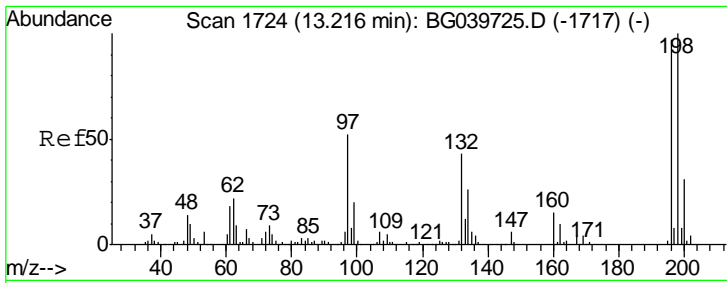


#42  
 2,4,6-Tribromophenol  
 Concen: 79.000 ng  
 RT: 16.26 min Scan# 2242  
 Delta R.T. -0.02 min  
 Lab File: BG040002.D  
 Acq: 19 Mar 2019 14:42

Tgt Ion	Resp	Lower	Upper
330	124207		
332	95.3	75.7	113.5
141	41.8	35.6	53.4



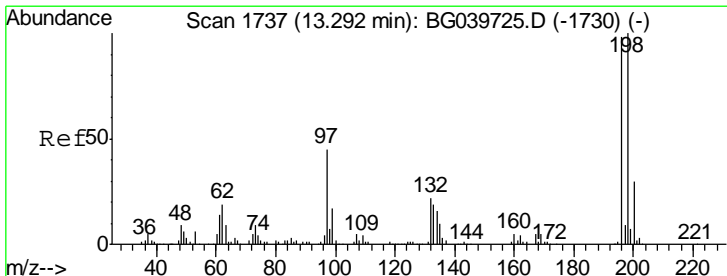
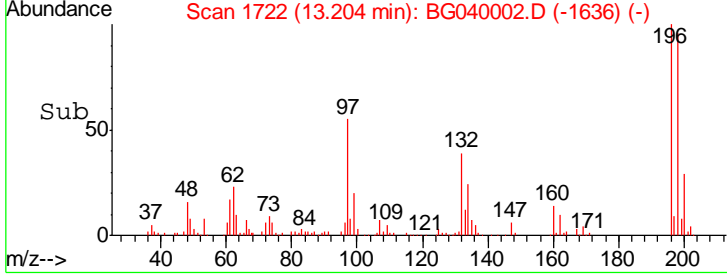
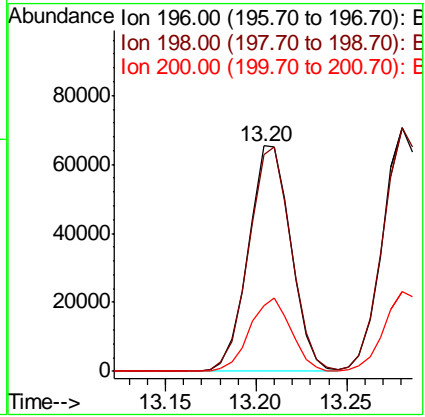
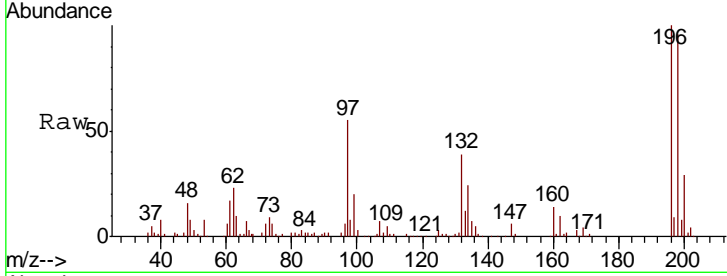




#43  
 2,4,6-Trichlorophenol  
 Concen: 39.846 ng  
 RT: 13.20 min Scan# 1722  
 Delta R.T. -0.02 min  
 Lab File: BG040002.D  
 Acq: 19 Mar 2019 14:42

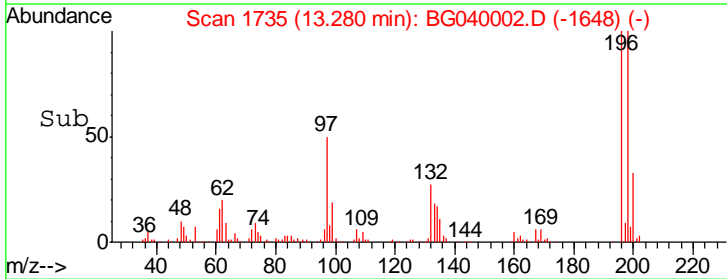
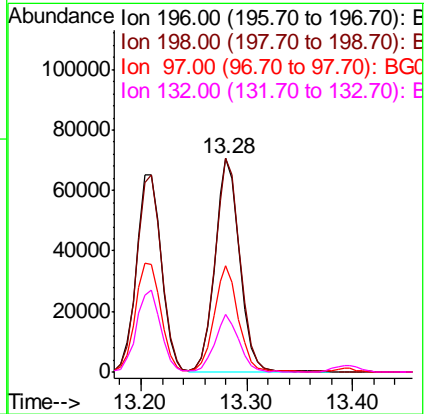
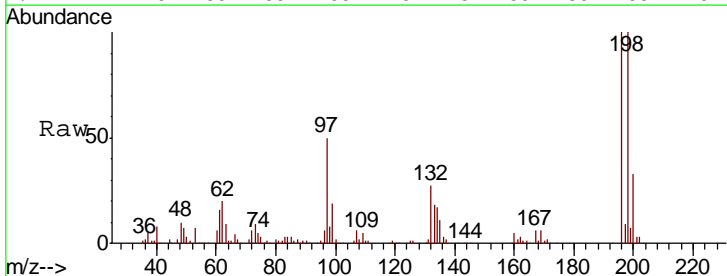
Instrument :  
 BNA\_G  
 ClientSampled :  
 SSTDCCC040

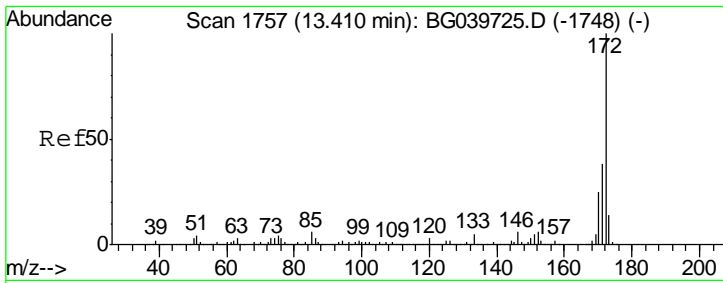
Tgt Ion	Resp	Lower	Upper
196	106604		
198	96.0	80.6	121.0
200	29.2	26.1	39.1



#44  
 2,4,5-Trichlorophenol  
 Concen: 37.969 ng  
 RT: 13.28 min Scan# 1735  
 Delta R.T. -0.02 min  
 Lab File: BG040002.D  
 Acq: 19 Mar 2019 14:42

Tgt Ion	Resp	Lower	Upper
196	114500		
198	99.9	78.5	117.7
97	49.9	38.4	57.6
132	27.1	19.2	28.8

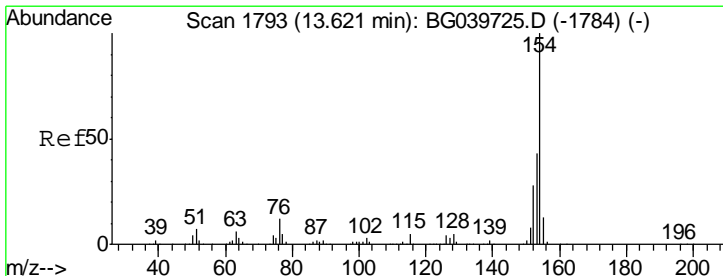
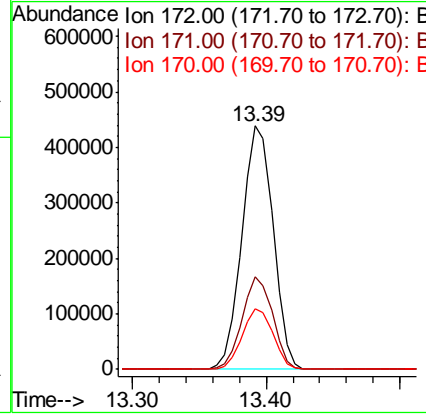
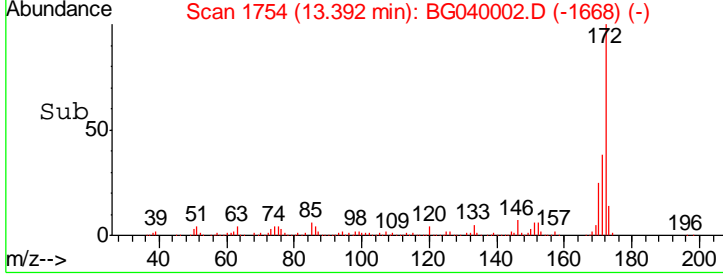
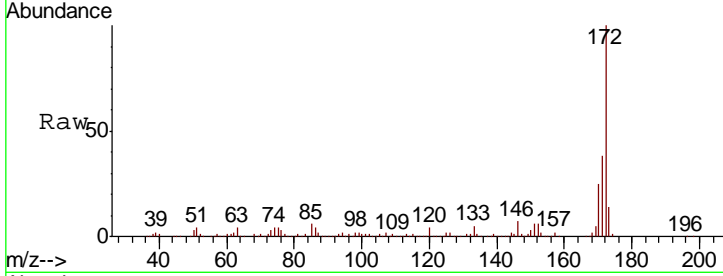




#45  
 2-Fluorobiphenyl  
 Concen: 74.683 ng  
 RT: 13.39 min Scan# 1754  
 Delta R.T. -0.02 min  
 Lab File: BG040002.D  
 Acq: 19 Mar 2019 14:42

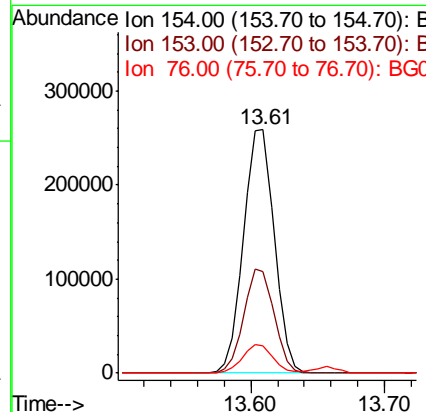
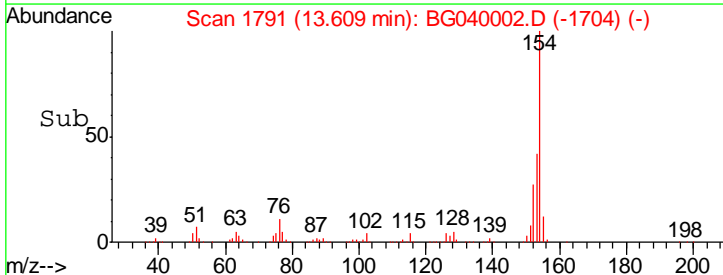
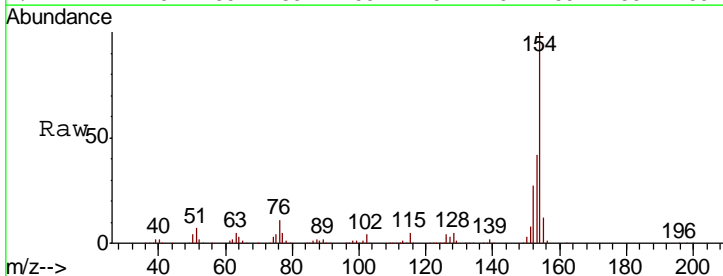
Instrument :  
 BNA\_G  
 ClientSampleId :  
 SSTDCCC040

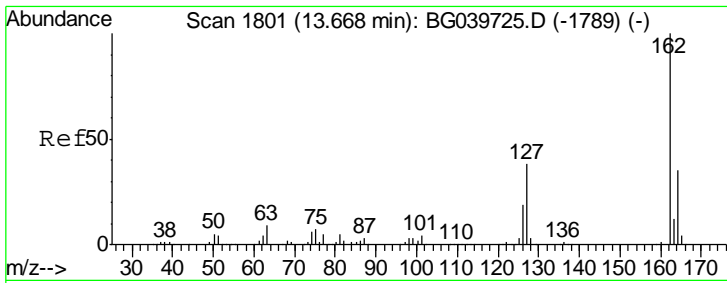
Tgt Ion	Resp	Lower	Upper
172	100		
171	38.3	30.8	46.2
170	24.8	20.2	30.4



#46  
 1,1'-Biphenyl  
 Concen: 37.104 ng  
 RT: 13.61 min Scan# 1791  
 Delta R.T. -0.02 min  
 Lab File: BG040002.D  
 Acq: 19 Mar 2019 14:42

Tgt Ion	Resp	Lower	Upper
154	100		
153	41.7	22.1	62.1
76	11.3	0.0	32.4

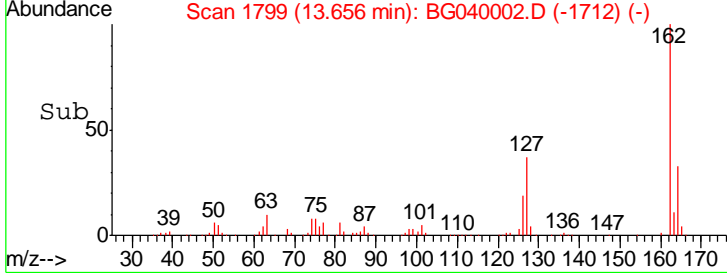
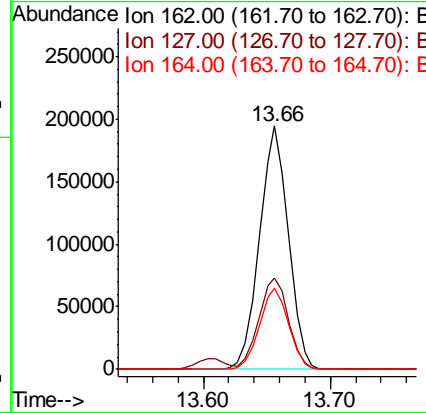
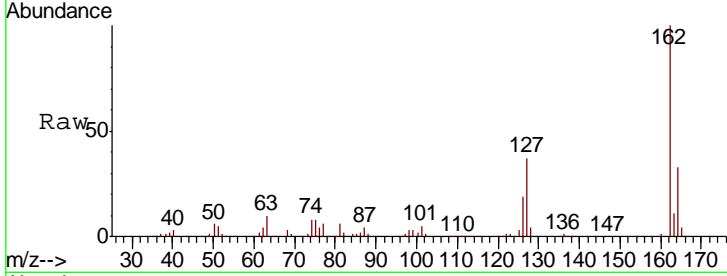




#47  
 2-Chloronaphthalene  
 Concen: 36.898 ng  
 RT: 13.66 min Scan# 1799  
 Delta R.T. -0.02 min  
 Lab File: BG040002.D  
 Acq: 19 Mar 2019 14:42

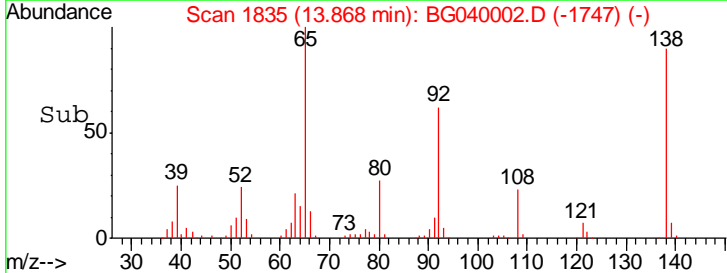
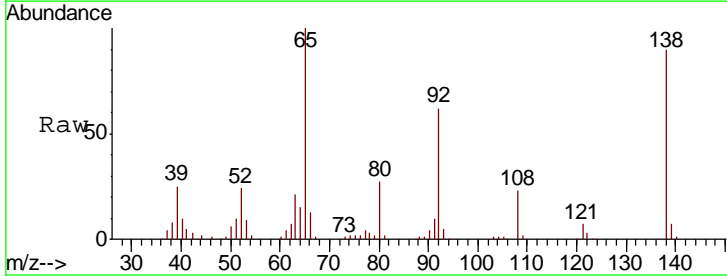
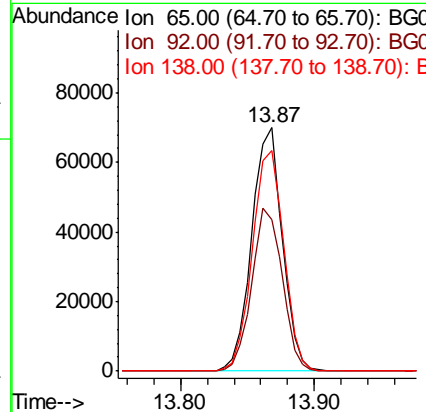
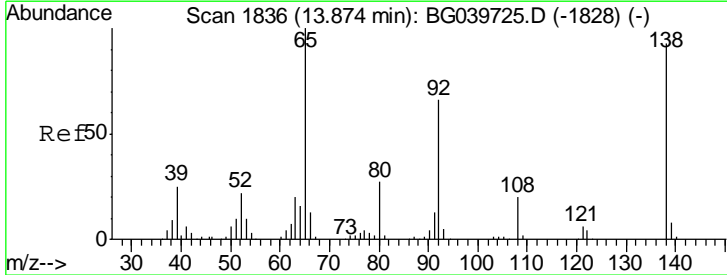
Instrument :  
 BNA\_G  
 ClientSampleId :  
 SSTDCCC040

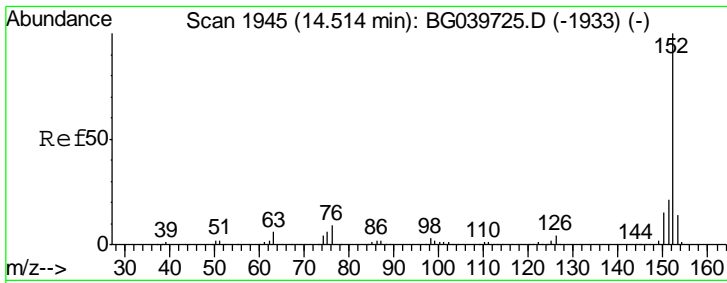
Tgt Ion	Resp	Lower	Upper
162	100		
127	37.5	31.0	46.6
164	33.2	25.7	38.5



#48  
 2-Nitroaniline  
 Concen: 41.039 ng  
 RT: 13.87 min Scan# 1835  
 Delta R.T. -0.01 min  
 Lab File: BG040002.D  
 Acq: 19 Mar 2019 14:42

Tgt Ion	Resp	Lower	Upper
65	100		
92	62.0	51.4	77.2
138	90.4	71.4	107.2

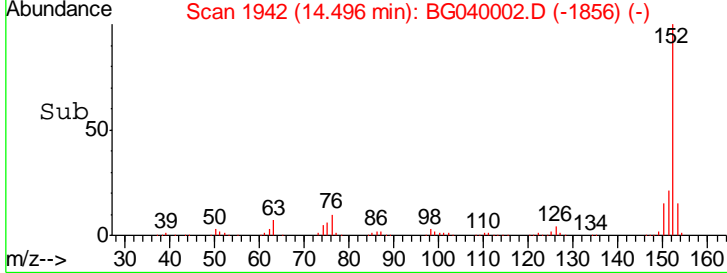
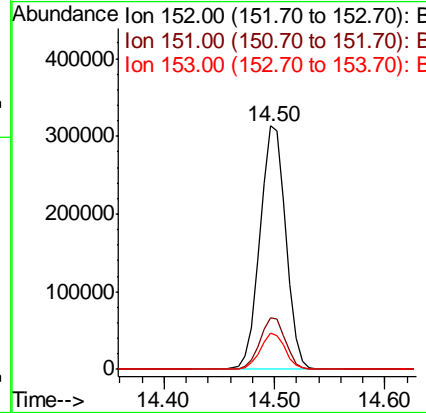
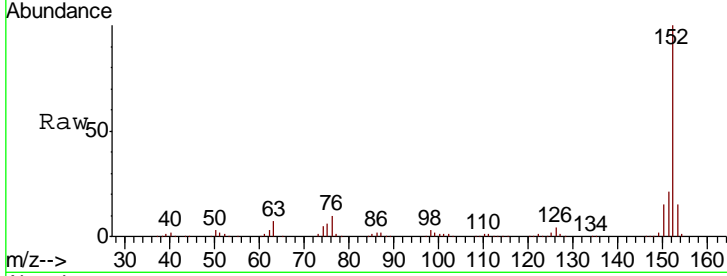




#49  
 Acenaphthylene  
 Concen: 37.518 ng  
 RT: 14.50 min Scan# 1942  
 Delta R.T. -0.02 min  
 Lab File: BG040002.D  
 Acq: 19 Mar 2019 14:42

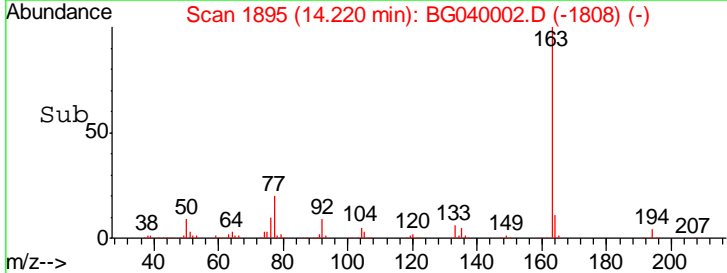
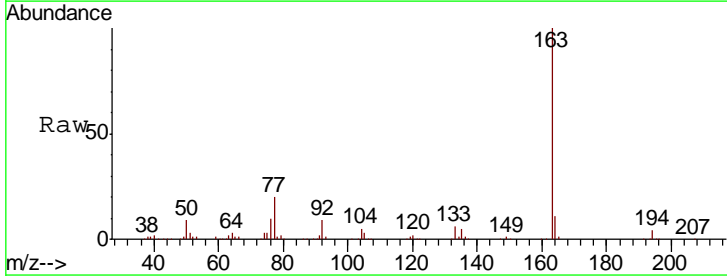
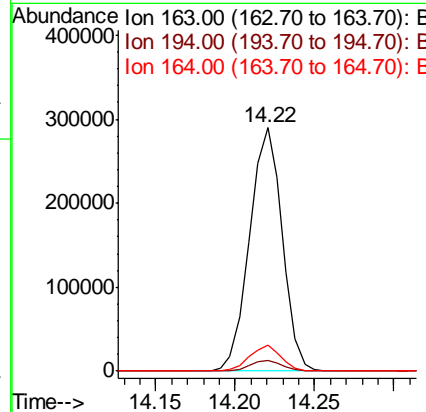
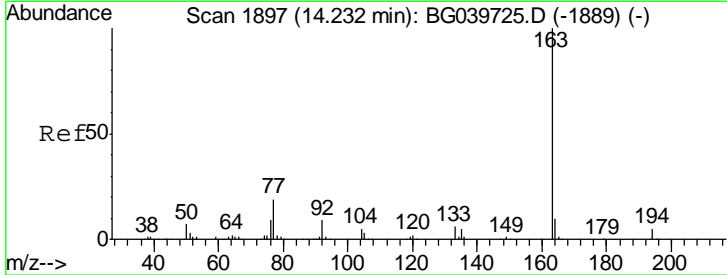
Instrument :  
 BNA\_G  
 ClientSampleId :  
 SSTDCCC040

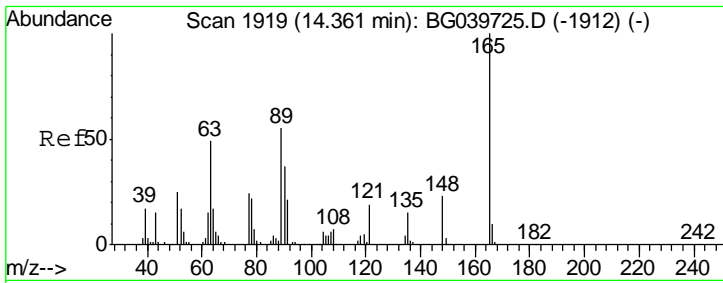
Tgt Ion	Resp	Lower	Upper
152	100		
151	21.3	16.8	25.2
153	14.7	11.7	17.5



#50  
 Dimethylphthalate  
 Concen: 36.763 ng  
 RT: 14.22 min Scan# 1895  
 Delta R.T. -0.02 min  
 Lab File: BG040002.D  
 Acq: 19 Mar 2019 14:42

Tgt Ion	Resp	Lower	Upper
163	100		
194	4.2	3.6	5.4
164	10.5	8.4	12.6

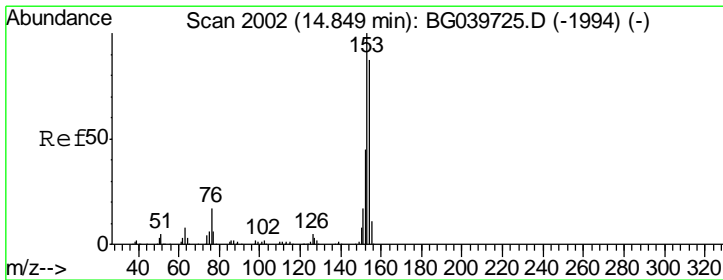
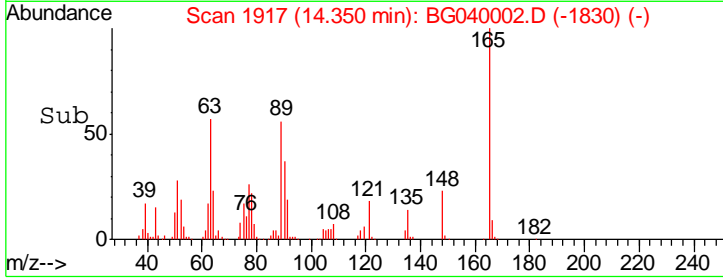
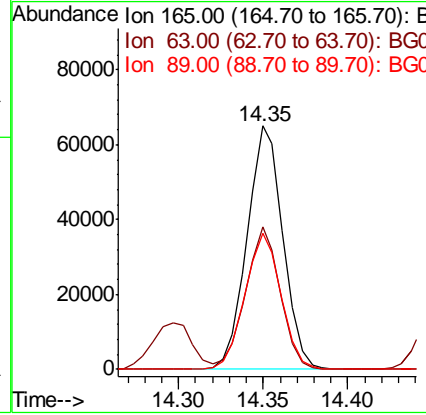
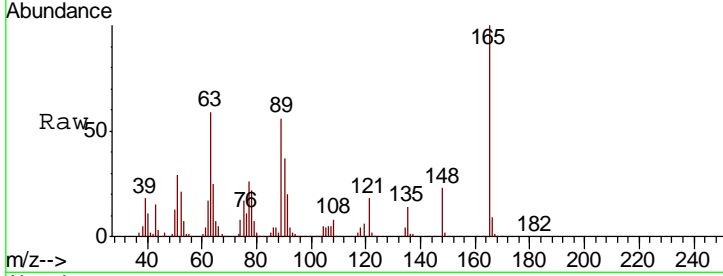




#51  
 2,6-Dinitrotoluene  
 Concen: 39.907 ng  
 RT: 14.35 min Scan# 1917  
 Delta R.T. -0.02 min  
 Lab File: BG040002.D  
 Acq: 19 Mar 2019 14:42

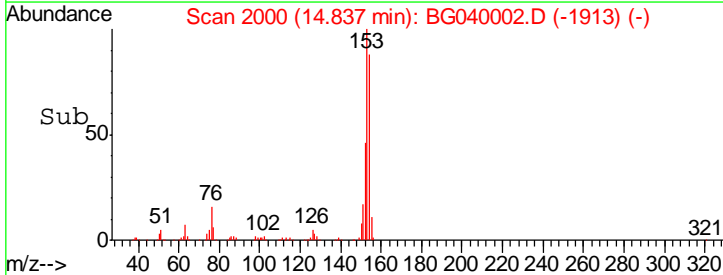
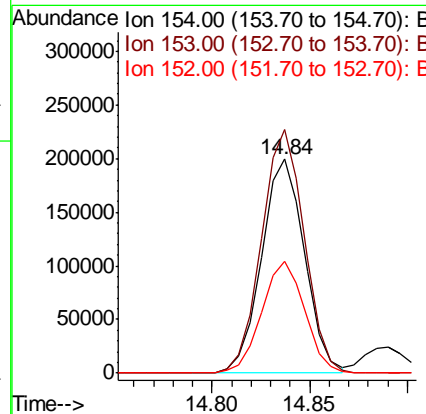
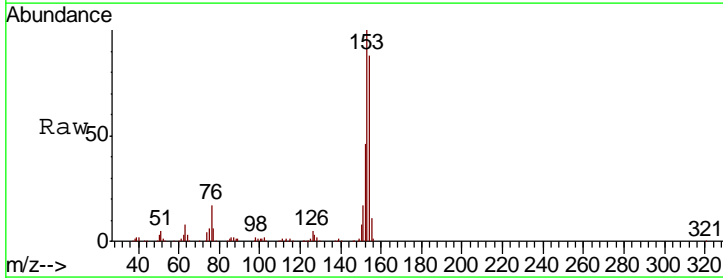
Instrument :  
 BNA\_G  
 ClientSampled :  
 SSTDCCC040

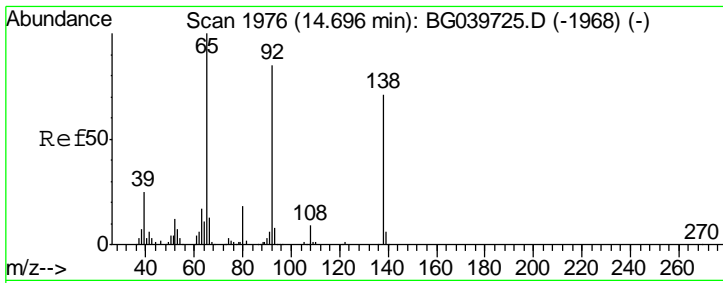
Tgt Ion	Resp	Lower	Upper
165	100		
63	58.6	47.0	70.6
89	55.7	45.8	68.8



#52  
 Acenaphthene  
 Concen: 36.790 ng  
 RT: 14.84 min Scan# 2000  
 Delta R.T. -0.02 min  
 Lab File: BG040002.D  
 Acq: 19 Mar 2019 14:42

Tgt Ion	Resp	Lower	Upper
154	100		
153	113.8	90.1	135.1
152	52.2	40.9	61.3

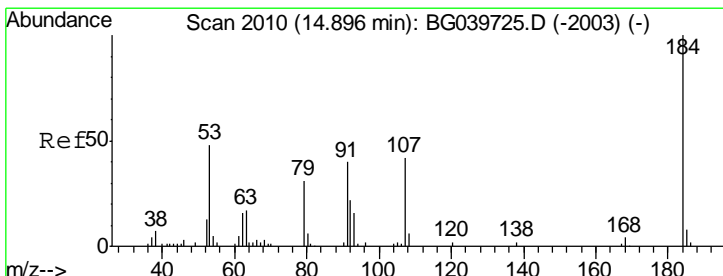
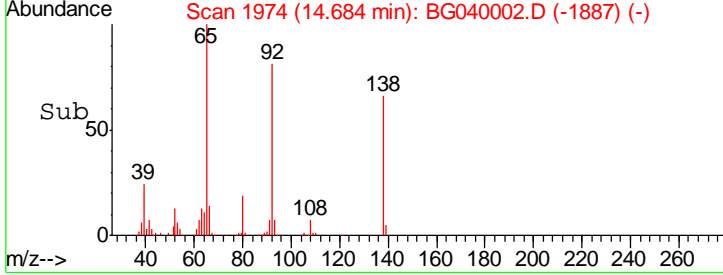
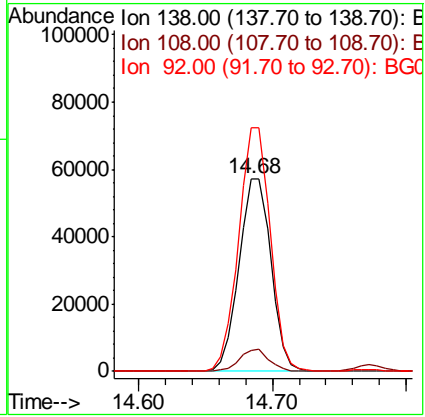
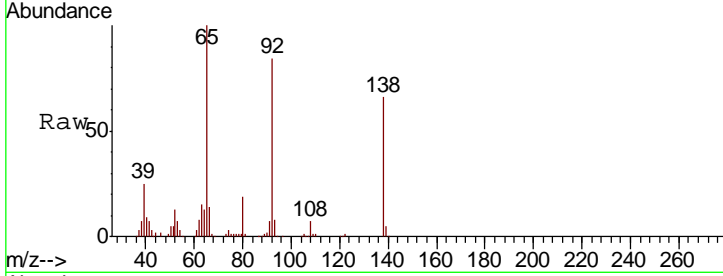




#53  
 3-Nitroaniline  
 Concen: 39.480 ng  
 RT: 14.68 min Scan# 1974  
 Delta R.T. -0.02 min  
 Lab File: BG040002.D  
 Acq: 19 Mar 2019 14:42

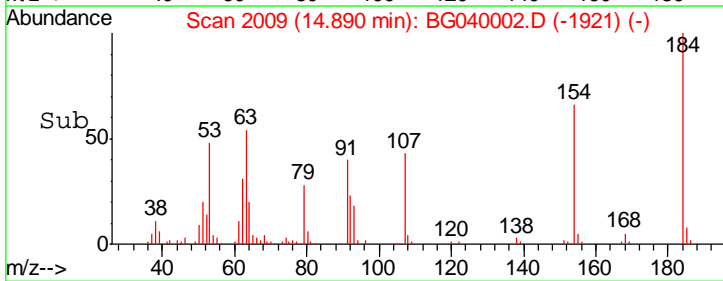
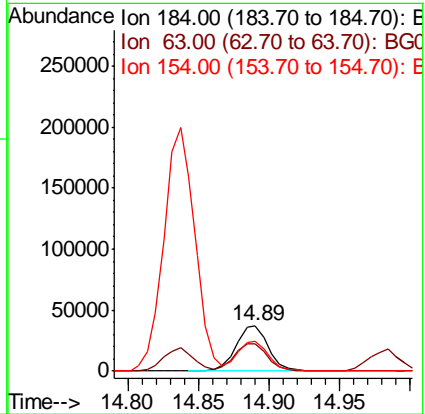
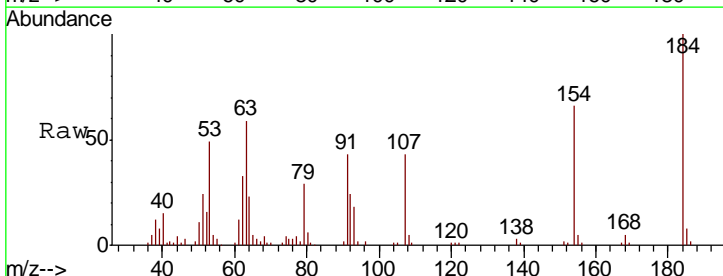
Instrument :  
 BNA\_G  
 ClientSampleId :  
 SSTDCCC040

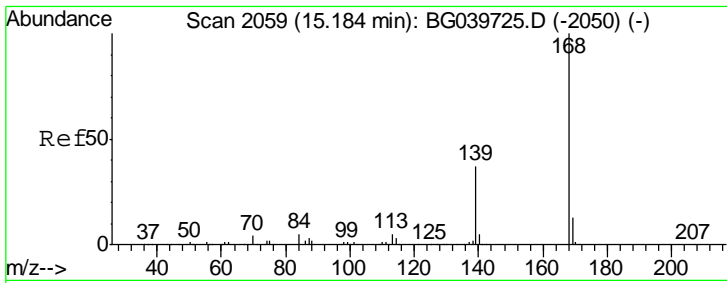
Tgt Ion	Resp	Lower	Upper
138	100		
108	11.0	13.8	20.8#
92	126.5	103.7	155.5



#54  
 2,4-Dinitrophenol  
 Concen: 41.893 ng  
 RT: 14.89 min Scan# 2009  
 Delta R.T. -0.01 min  
 Lab File: BG040002.D  
 Acq: 19 Mar 2019 14:42

Tgt Ion	Resp	Lower	Upper
184	100		
63	59.5	50.9	76.3
154	66.2	53.0	79.6

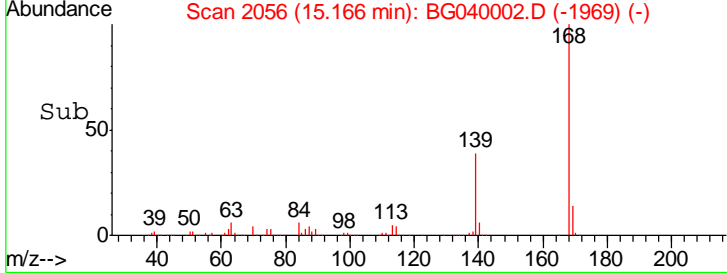
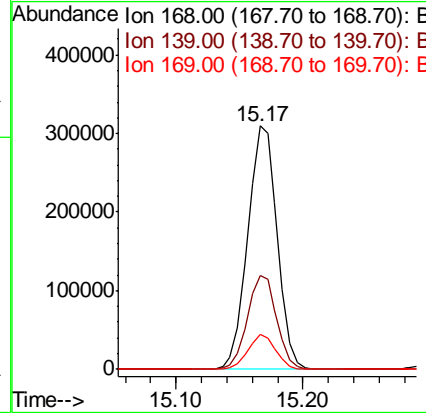
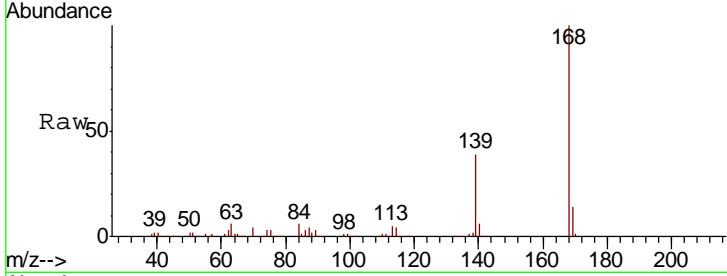




#55  
 Dibenzofuran  
 Concen: 36.644 ng  
 RT: 15.17 min Scan# 2056  
 Delta R.T. -0.02 min  
 Lab File: BG040002.D  
 Acq: 19 Mar 2019 14:42

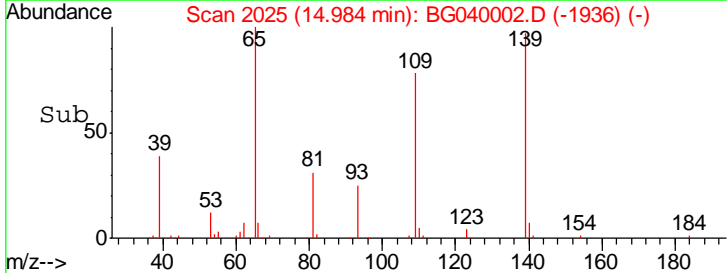
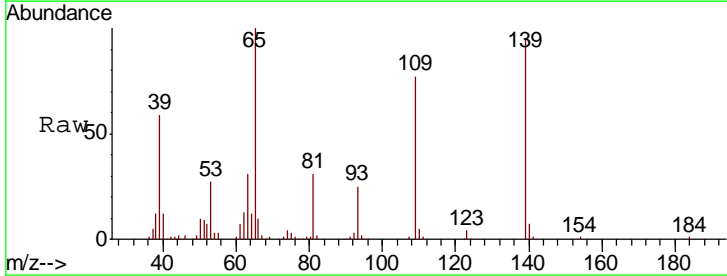
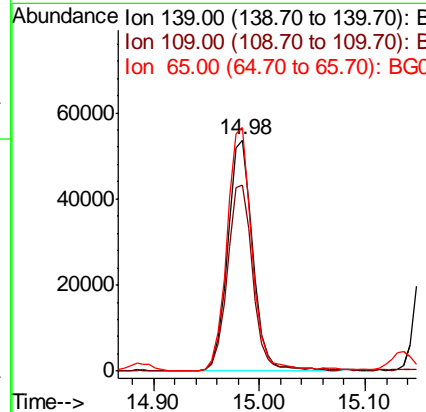
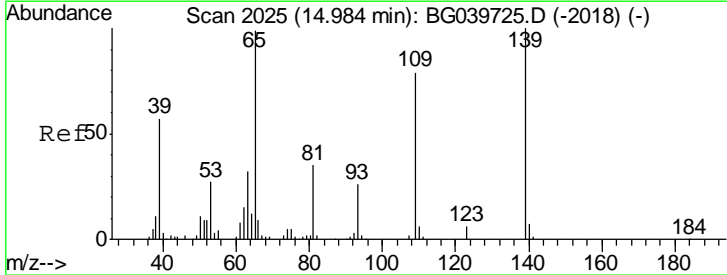
Instrument :  
 BNA\_G  
 ClientSampleId :  
 SSTDCCC040

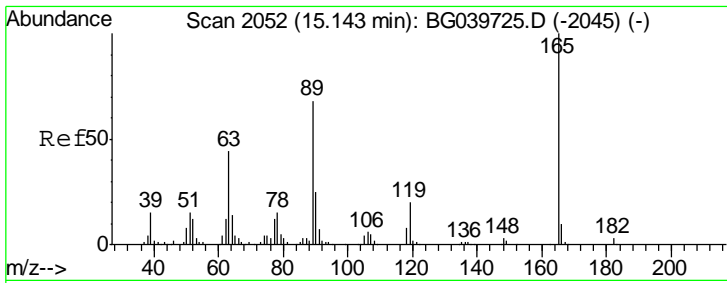
Tgt Ion	Resp	Lower	Upper
168	100		
139	38.7	30.1	45.1
169	14.1	10.6	16.0



#56  
 4-Nitrophenol  
 Concen: 41.043 ng  
 RT: 14.98 min Scan# 2025  
 Delta R.T. -0.01 min  
 Lab File: BG040002.D  
 Acq: 19 Mar 2019 14:42

Tgt Ion	Resp	Lower	Upper
139	100		
109	80.8	61.9	101.9
65	105.4	99.1	139.1

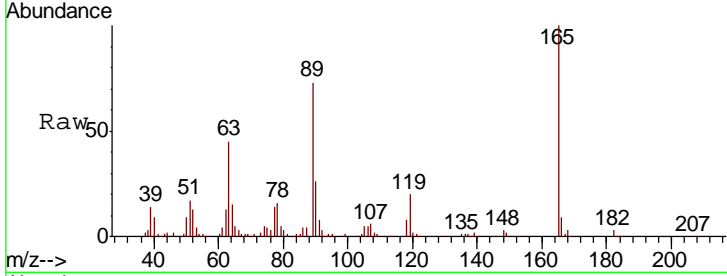




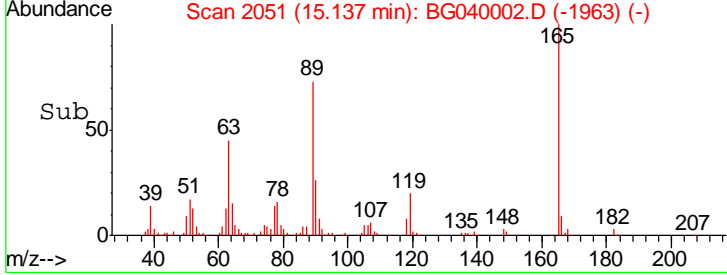
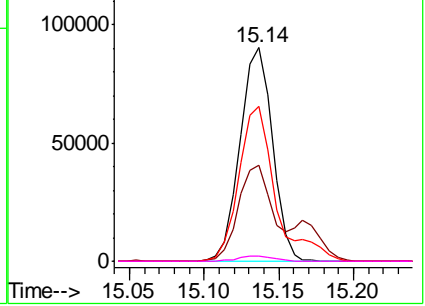
#57  
 2,4-Dinitrotoluene  
 Concen: 40.488 ng  
 RT: 15.14 min Scan# 2051  
 Delta R.T. -0.01 min  
 Lab File: BG040002.D  
 Acq: 19 Mar 2019 14:42

Instrument :  
 BNA\_G  
 ClientSampleId :  
 SSTDCCC040

Tgt Ion	Resp	Lower	Upper
165	136033		
63	45.1	41.0	61.6
89	72.5	64.6	96.8
182	2.6	2.0	3.0

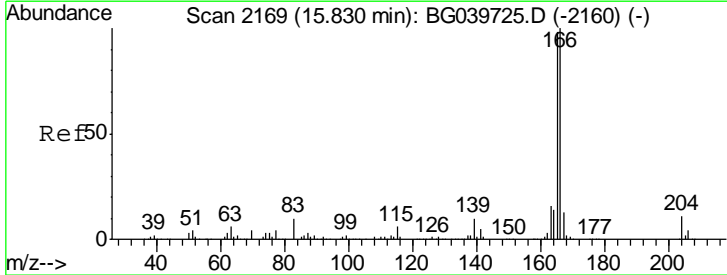


Abundance Ion 165.00 (164.70 to 165.70): E  
 Ion 63.00 (62.70 to 63.70): BG  
 Ion 89.00 (88.70 to 89.70): BG  
 Ion 182.00 (181.70 to 182.70): E

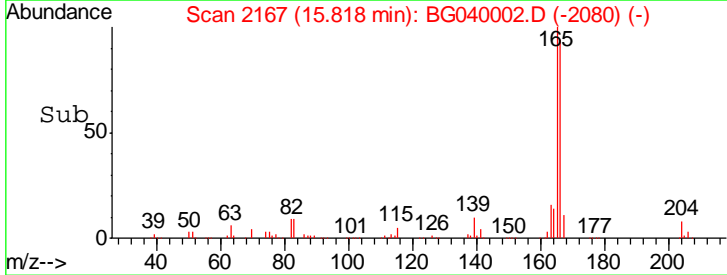
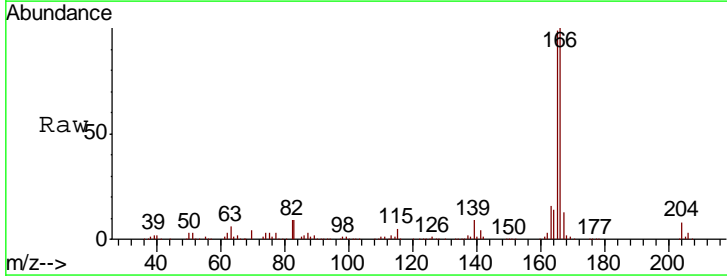
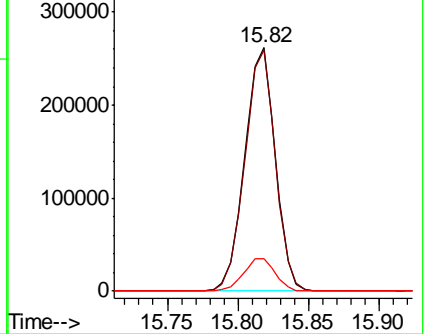


#58  
 Fluorene  
 Concen: 37.297 ng  
 RT: 15.82 min Scan# 2167  
 Delta R.T. -0.02 min  
 Lab File: BG040002.D  
 Acq: 19 Mar 2019 14:42

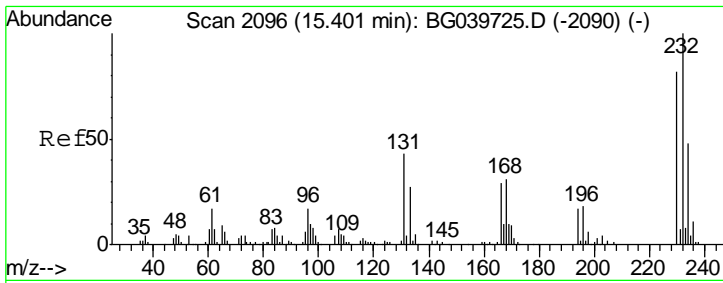
Tgt Ion	Resp	Lower	Upper
166	396707		
165	98.9	77.9	116.9
167	13.3	10.8	16.2



Abundance Ion 166.00 (165.70 to 166.70): E  
 Ion 165.00 (164.70 to 165.70): E  
 Ion 167.00 (166.70 to 167.70): E



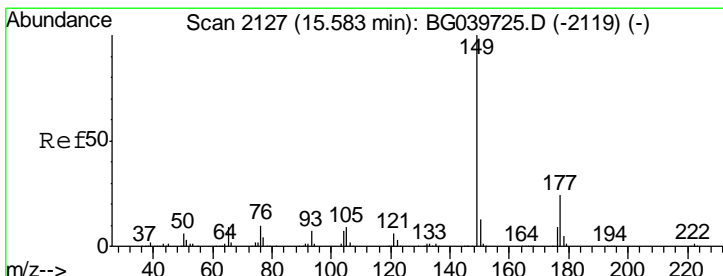
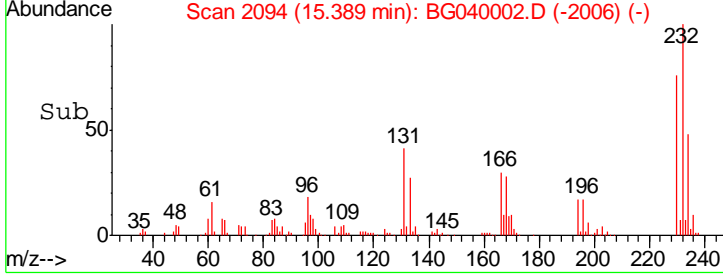
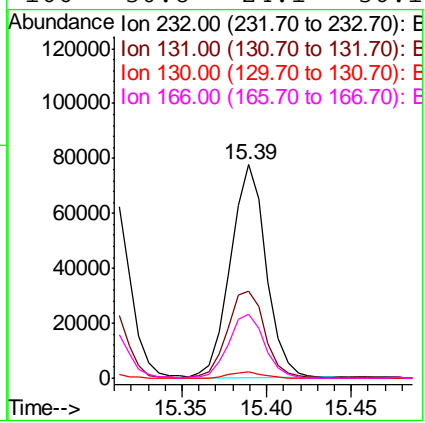
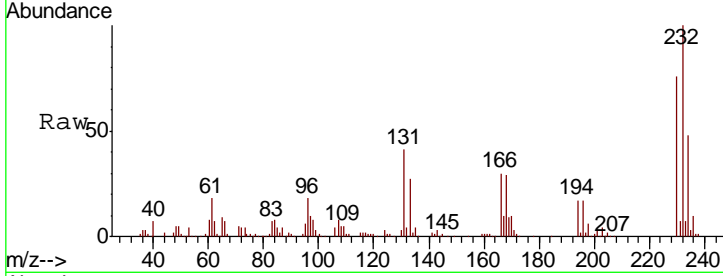




#59  
 2,3,4,6-Tetrachlorophenol  
 Concen: 38.437 ng  
 RT: 15.39 min Scan# 2094  
 Delta R.T. -0.01 min  
 Lab File: BG040002.D  
 Acq: 19 Mar 2019 14:42

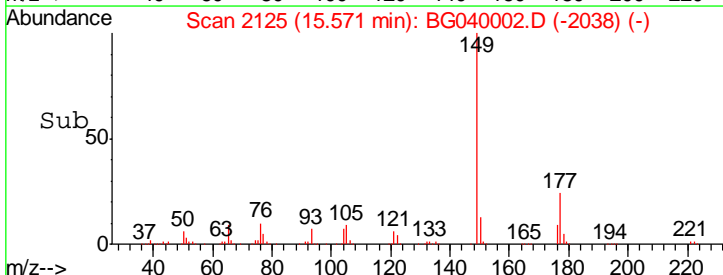
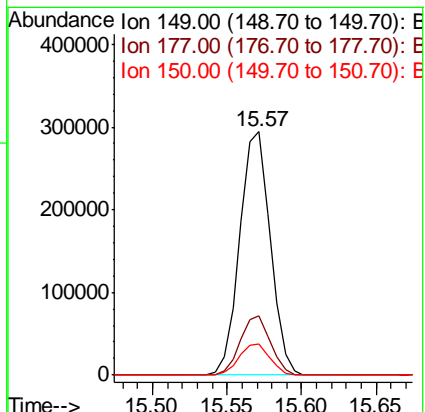
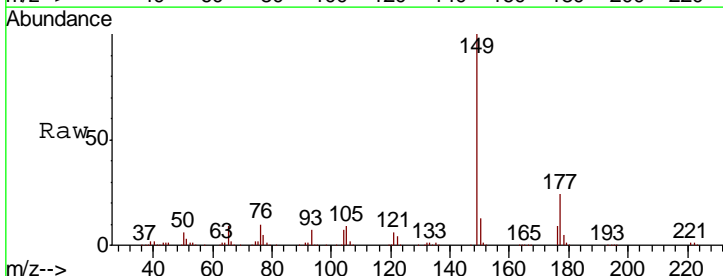
Instrument : BNA\_G  
 ClientSampleID : SSTDCCC040

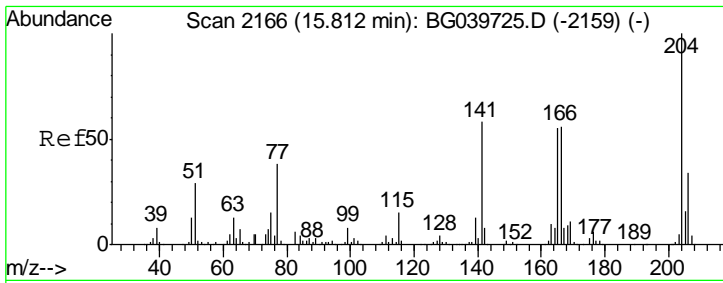
Tgt Ion	Resp	Lower	Upper
232	113202		
131	42.8	34.9	52.3
130	2.7	2.0	3.0
166	30.8	24.1	36.1



#60  
 Diethylphthalate  
 Concen: 37.412 ng  
 RT: 15.57 min Scan# 2125  
 Delta R.T. -0.02 min  
 Lab File: BG040002.D  
 Acq: 19 Mar 2019 14:42

Tgt Ion	Resp	Lower	Upper
149	417735		
177	24.5	18.3	27.5
150	12.6	10.2	15.2

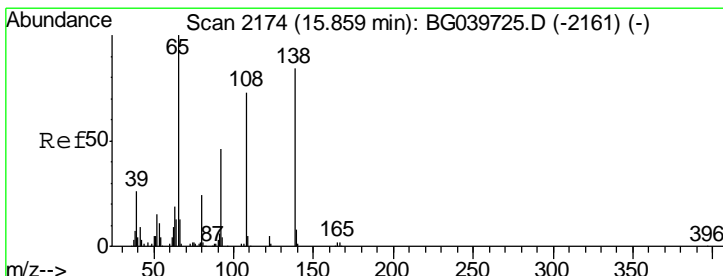
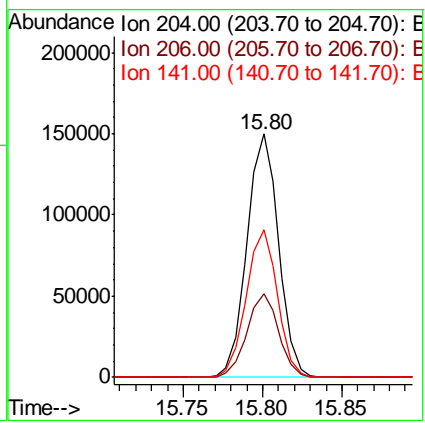
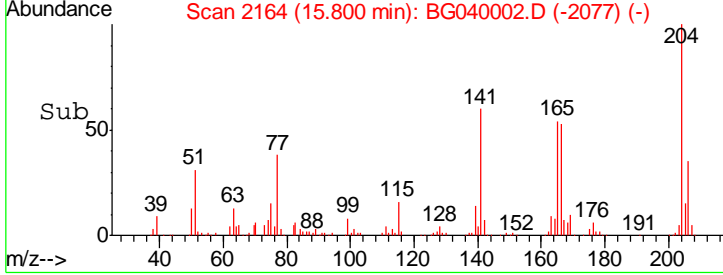
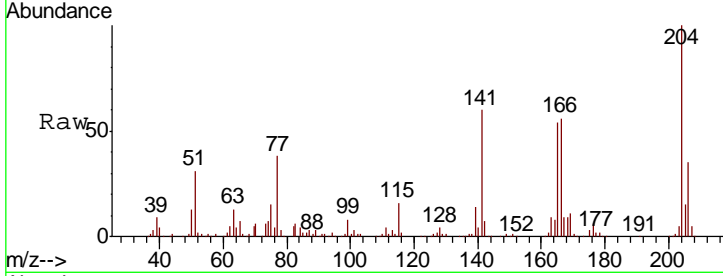




#61  
 4-Chlorophenyl-phenylether  
 Concen: 36.525 ng  
 RT: 15.80 min Scan# 2164  
 Delta R.T. -0.02 min  
 Lab File: BG040002.D  
 Acq: 19 Mar 2019 14:42

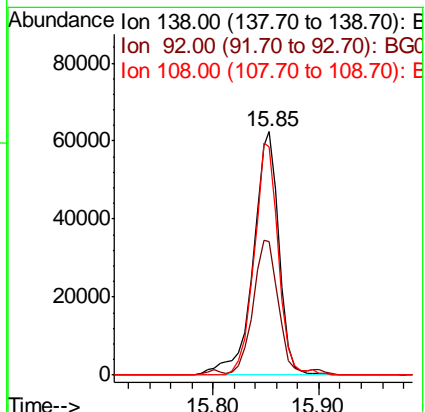
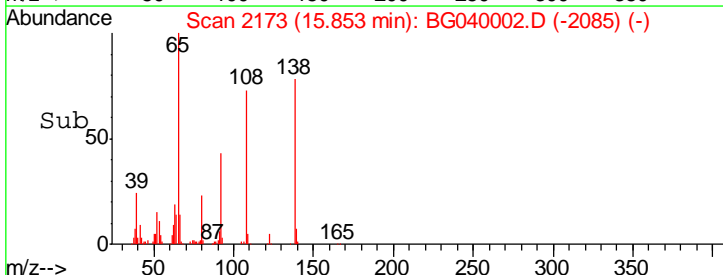
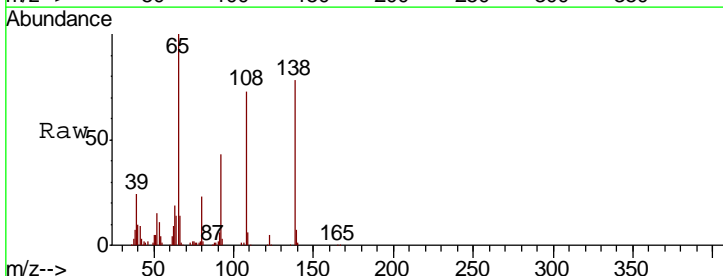
Instrument :  
 BNA\_G  
 ClientSampleId :  
 SSTDCCC040

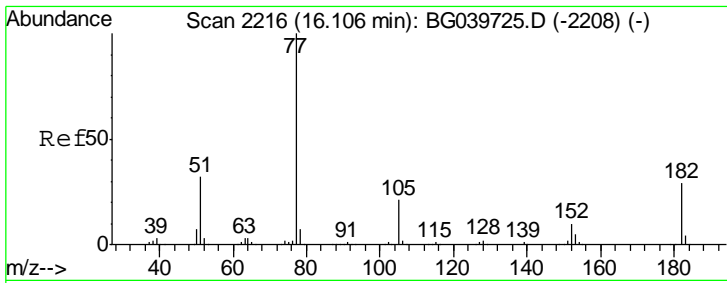
Tgt Ion	Resp	Lower	Upper
204	100		
206	34.5	29.2	43.8
141	60.5	49.0	73.4



#62  
 4-Nitroaniline  
 Concen: 40.640 ng  
 RT: 15.85 min Scan# 2173  
 Delta R.T. -0.01 min  
 Lab File: BG040002.D  
 Acq: 19 Mar 2019 14:42

Tgt Ion	Resp	Lower	Upper
138	100		
92	54.7	38.7	78.7
108	93.6	74.6	114.6

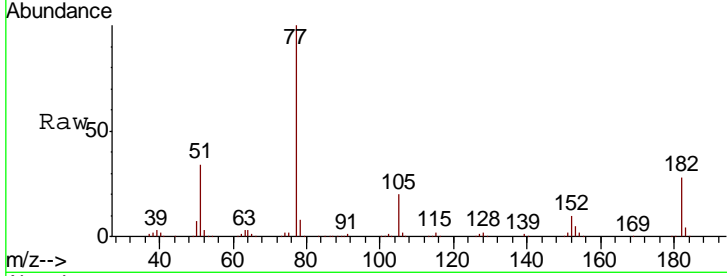




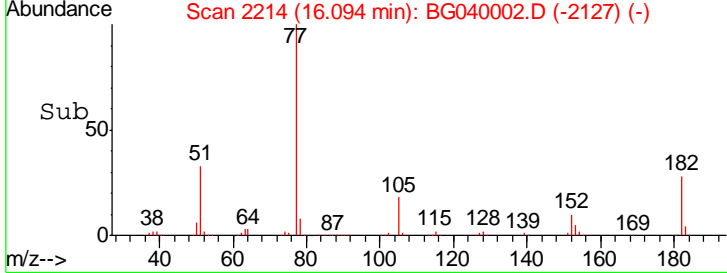
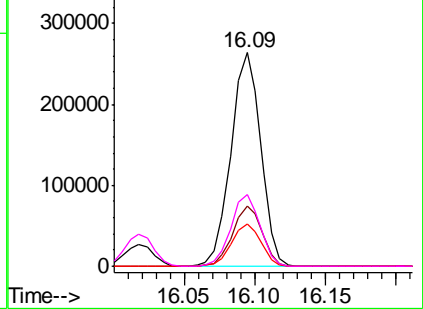
#63  
 Azobenzene  
 Concen: 38.311 ng  
 RT: 16.09 min Scan# 2214  
 Delta R.T. -0.02 min  
 Lab File: BG040002.D  
 Acq: 19 Mar 2019 14:42

Instrument :  
 BNA\_G  
 ClientSampleId :  
 SSTDCCC040

Tgt Ion	Resp	Lower	Upper
77	100		
182	27.9	6.4	46.4
105	20.0	0.0	39.8
51	33.8	14.1	54.1

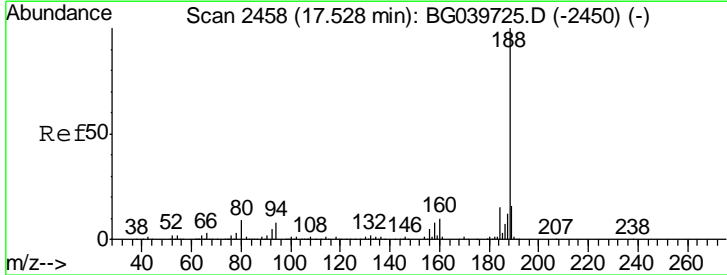


Abundance Ion 77.00 (76.70 to 77.70): BGC  
 Ion 182.00 (181.70 to 182.70): BGC  
 Ion 105.00 (104.70 to 105.70): BGC  
 Ion 51.00 (50.70 to 51.70): BGC

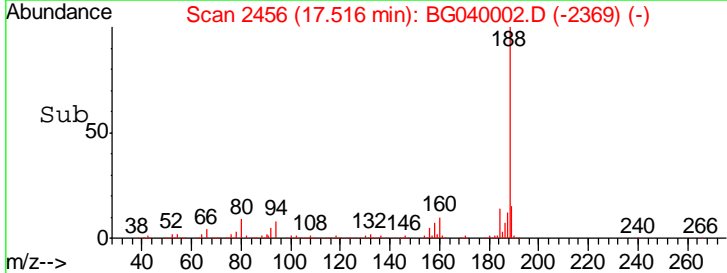
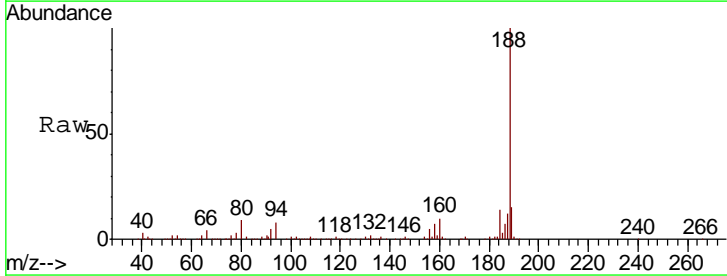
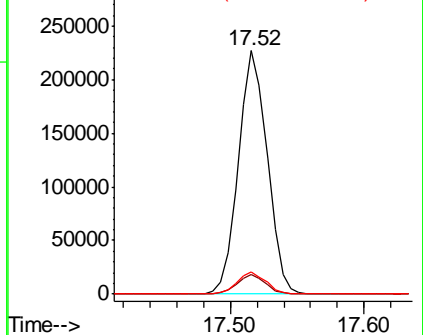


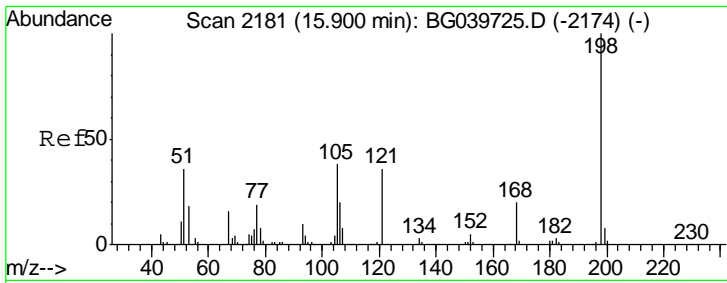
#64  
 Phenanthrene-d10  
 Concen: 20.000 ng  
 RT: 17.52 min Scan# 2456  
 Delta R.T. -0.02 min  
 Lab File: BG040002.D  
 Acq: 19 Mar 2019 14:42

Tgt Ion	Resp	Lower	Upper
188	100		
94	8.0	6.9	10.3
80	9.0	8.1	12.1



Abundance Ion 188.00 (187.70 to 188.70): BGC  
 Ion 94.00 (93.70 to 94.70): BGC  
 Ion 80.00 (79.70 to 80.70): BGC

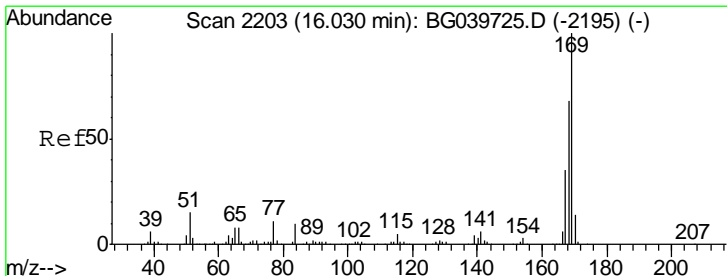
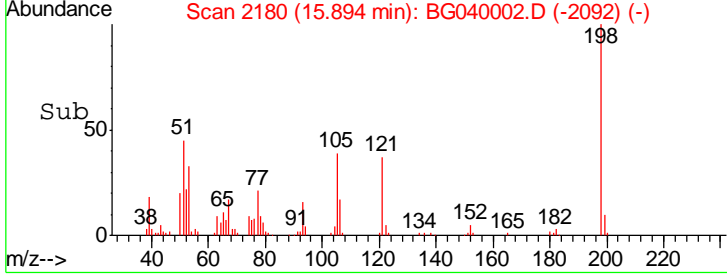
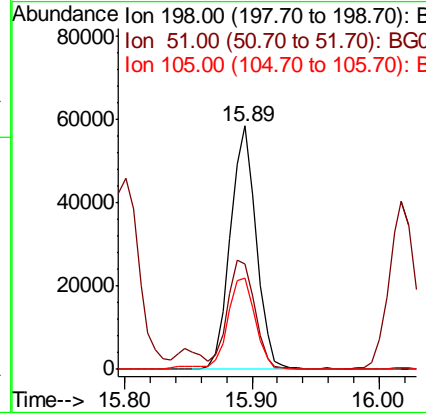
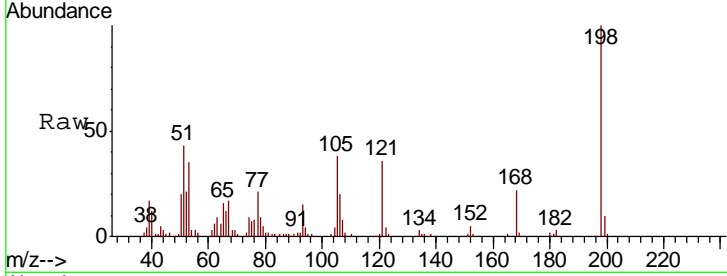




#65  
 4,6-Dinitro-2-methylphenol  
 Concen: 40.883 ng  
 RT: 15.89 min Scan# 2180  
 Delta R.T. -0.01 min  
 Lab File: BG040002.D  
 Acq: 19 Mar 2019 14:42

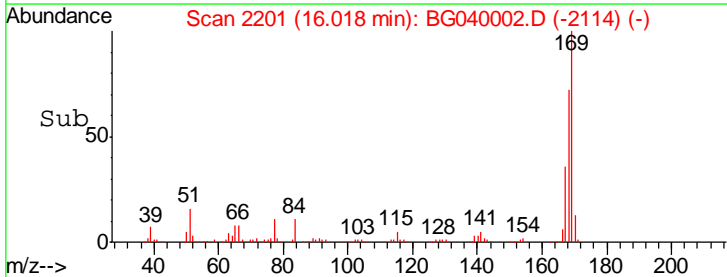
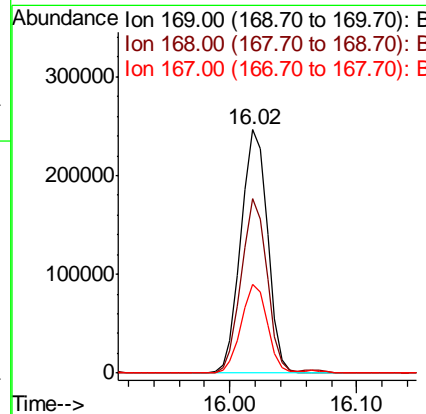
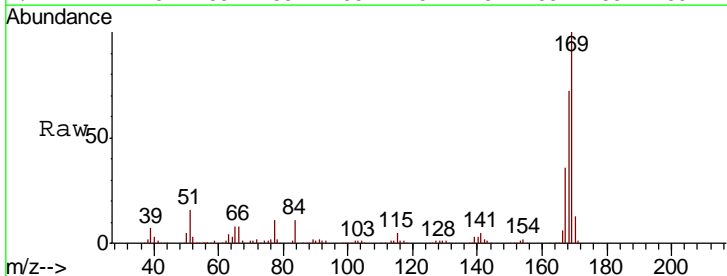
Instrument :  
 BNA\_G  
 ClientSampleId :  
 SSTDCCC040

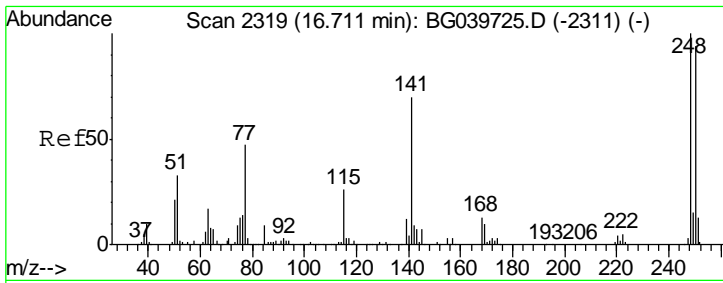
Tgt Ion	Resp	Lower	Upper
198	100		
51	43.5	27.4	67.4
105	37.7	19.7	59.7



#66  
 n-Nitrosodiphenylamine  
 Concen: 36.463 ng  
 RT: 16.02 min Scan# 2201  
 Delta R.T. -0.02 min  
 Lab File: BG040002.D  
 Acq: 19 Mar 2019 14:42

Tgt Ion	Resp	Lower	Upper
169	100		
168	71.6	56.6	85.0
167	36.4	28.8	43.2

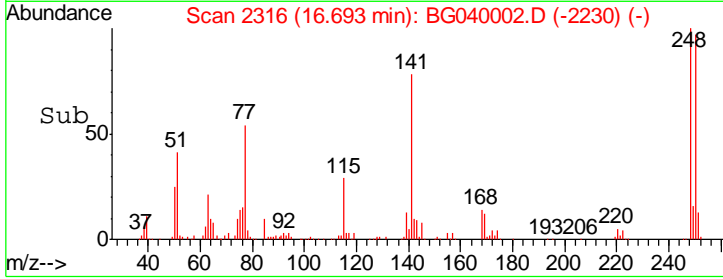
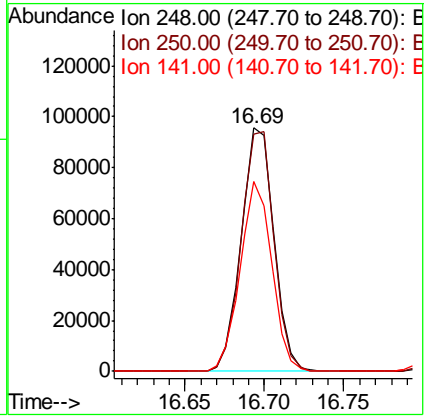
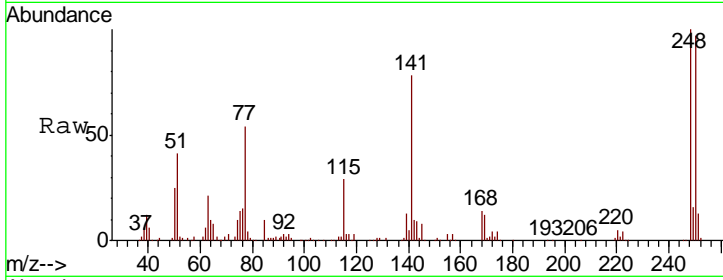




#67  
 4-Bromophenyl-phenylether  
 Concen: 36.078 ng  
 RT: 16.69 min Scan# 2316  
 Delta R.T. -0.02 min  
 Lab File: BG040002.D  
 Acq: 19 Mar 2019 14:42

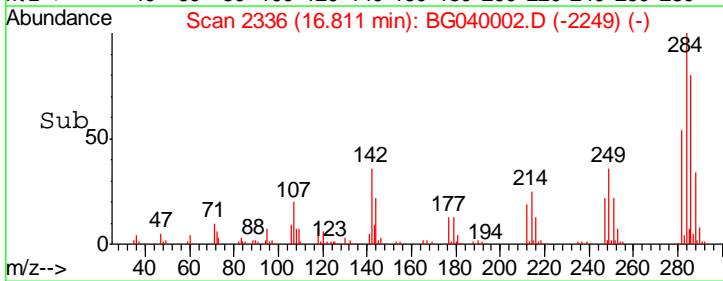
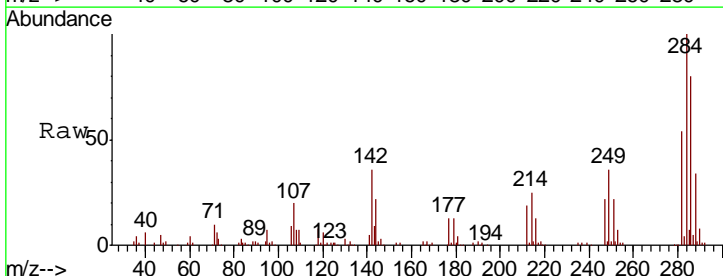
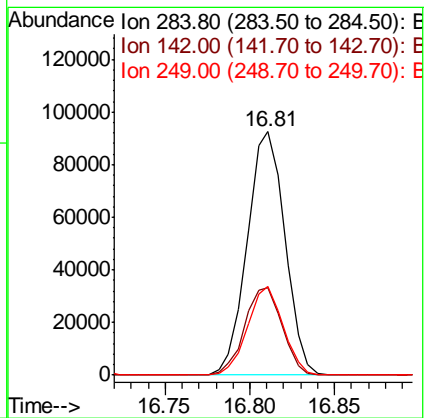
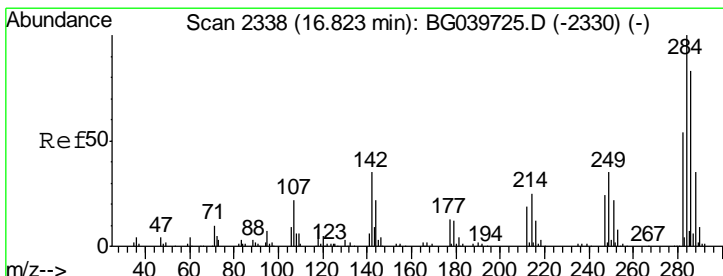
Instrument :  
 BNA\_G  
 ClientSampleId :  
 SSTDCCC040

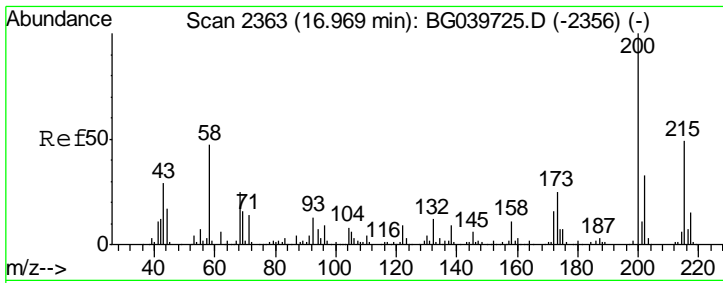
Tgt Ion	Resp	Lower	Upper
248	136807		
248	100		
250	97.2	77.6	116.4
141	77.8	63.9	95.9



#68  
 Hexachlorobenzene  
 Concen: 36.552 ng  
 RT: 16.81 min Scan# 2336  
 Delta R.T. -0.02 min  
 Lab File: BG040002.D  
 Acq: 19 Mar 2019 14:42

Tgt Ion	Resp	Lower	Upper
284	143672		
284	100		
142	35.9	30.6	45.8
249	36.3	28.2	42.2

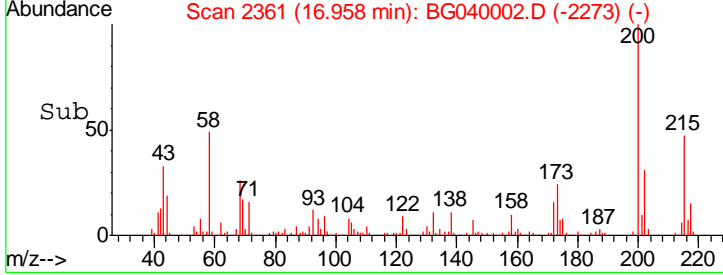
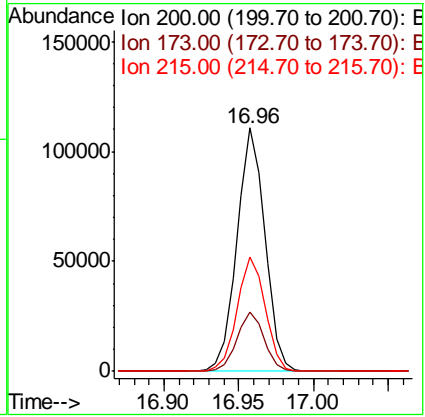
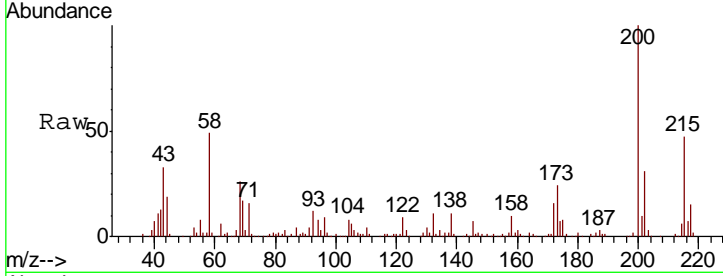




#69  
 Atrazine  
 Concen: 37.427 ng  
 RT: 16.96 min Scan# 2361  
 Delta R.T. -0.01 min  
 Lab File: BG040002.D  
 Acq: 19 Mar 2019 14:42

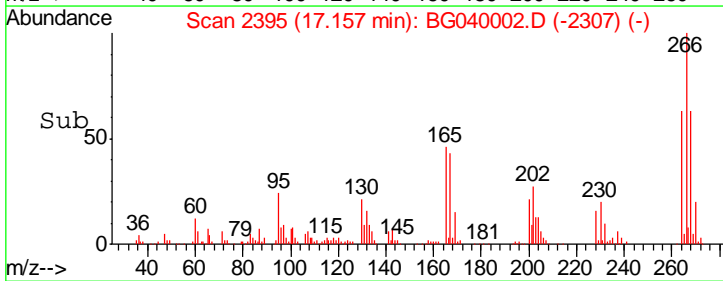
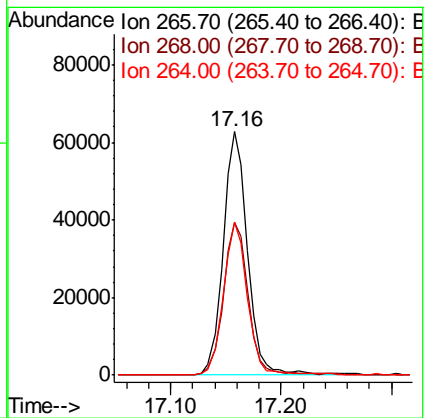
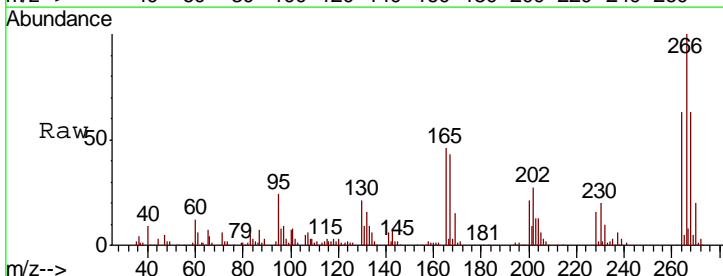
Instrument :  
 BNA\_G  
 ClientSampled :  
 SSTDCCC040

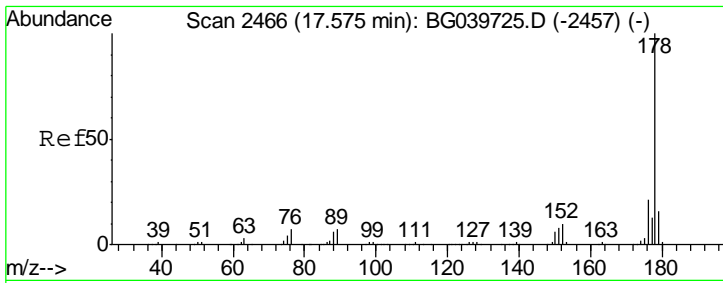
Tgt Ion	Resp	Lower	Upper
200	144463		
173	24.2	3.9	43.9
215	47.2	30.9	70.9



#70  
 Pentachlorophenol  
 Concen: 38.905 ng  
 RT: 17.16 min Scan# 2395  
 Delta R.T. -0.01 min  
 Lab File: BG040002.D  
 Acq: 19 Mar 2019 14:42

Tgt Ion	Resp	Lower	Upper
266	96579		
268	62.7	51.1	76.7
264	62.7	52.1	78.1

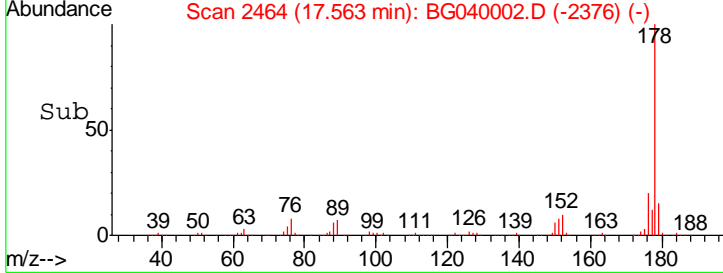
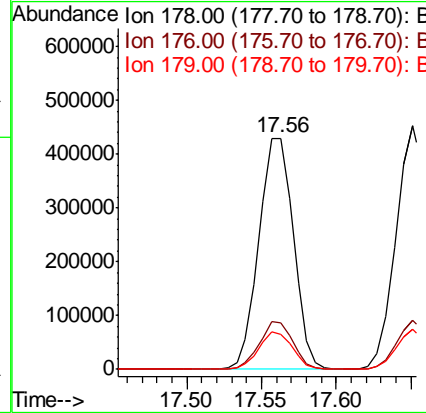
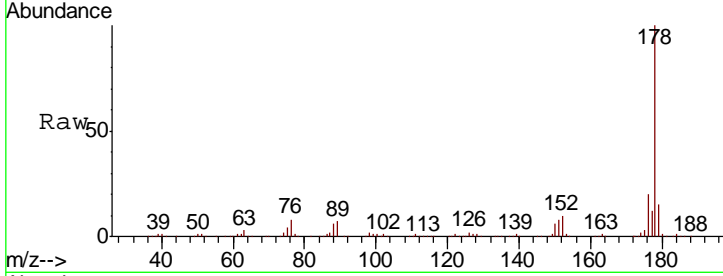




#71  
 Phenanthrene  
 Concen: 36.827 ng  
 RT: 17.56 min Scan# 2464  
 Delta R.T. -0.01 min  
 Lab File: BG040002.D  
 Acq: 19 Mar 2019 14:42

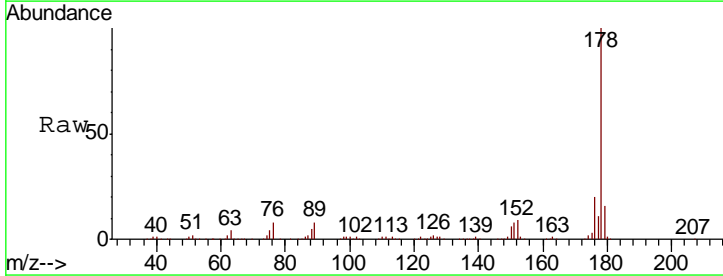
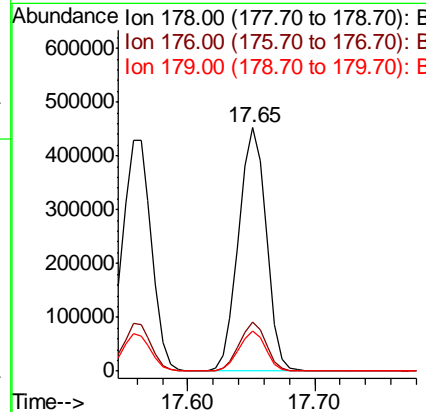
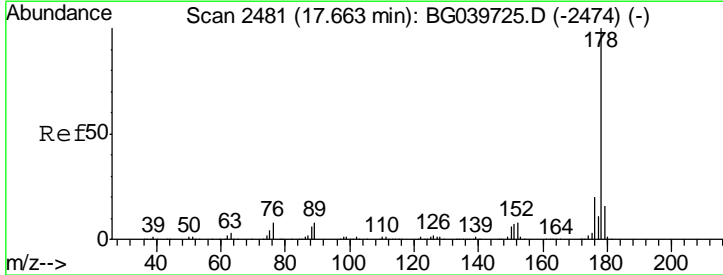
Instrument :  
 BNA\_G  
 ClientSampleId :  
 SSTDCCC040

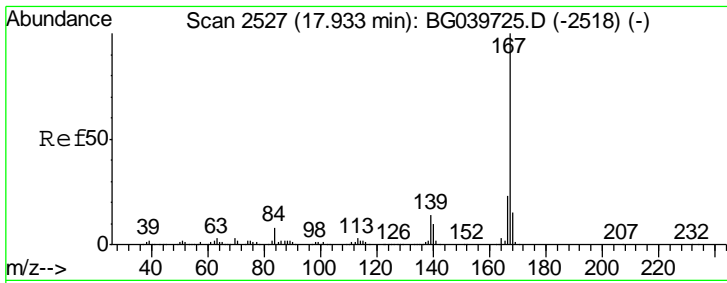
Tgt Ion	Resp	Lower	Upper
178	100		
176	20.3	16.2	24.4
179	15.2	12.6	19.0



#72  
 Anthracene  
 Concen: 37.427 ng  
 RT: 17.65 min Scan# 2479  
 Delta R.T. -0.02 min  
 Lab File: BG040002.D  
 Acq: 19 Mar 2019 14:42

Tgt Ion	Resp	Lower	Upper
178	100		
176	20.2	15.8	23.6
179	16.5	12.5	18.7

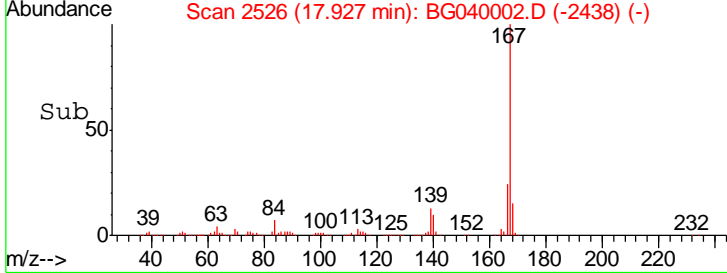
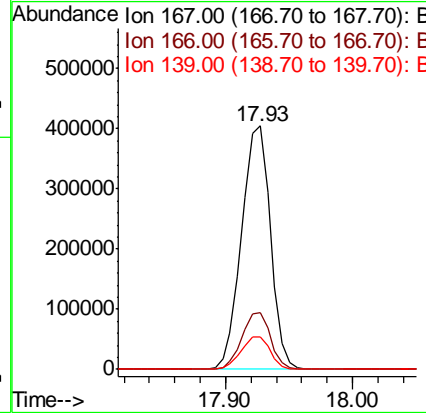
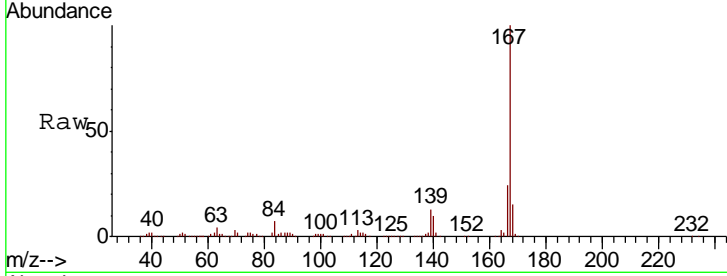




#73  
 Carbazole  
 Concen: 38.860 ng  
 RT: 17.93 min Scan# 2526  
 Delta R.T. -0.01 min  
 Lab File: BG040002.D  
 Acq: 19 Mar 2019 14:42

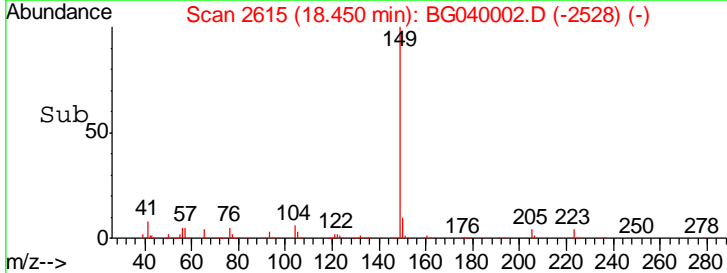
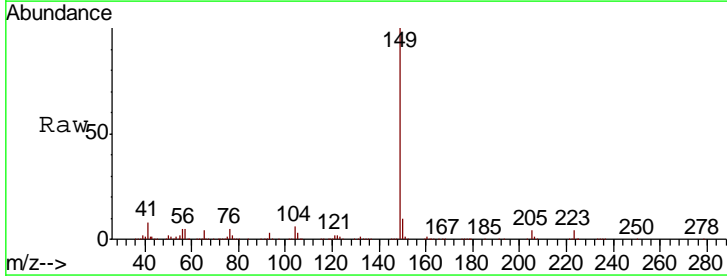
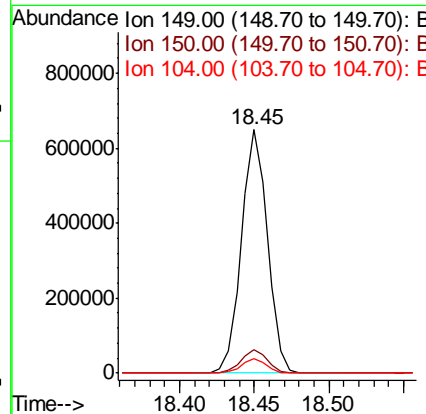
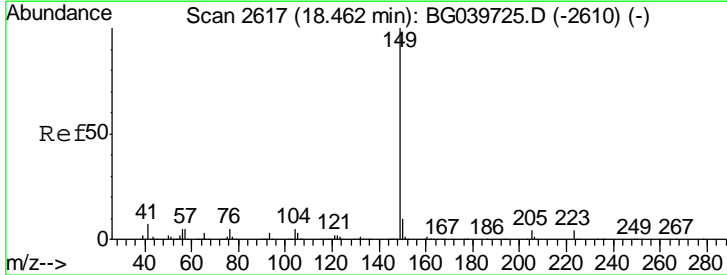
Instrument :  
 BNA\_G  
 ClientSampled :  
 SSTDCCC040

Tgt Ion	Resp	Lower	Upper
167	100		
166	23.5	19.4	29.2
139	13.3	10.8	16.2

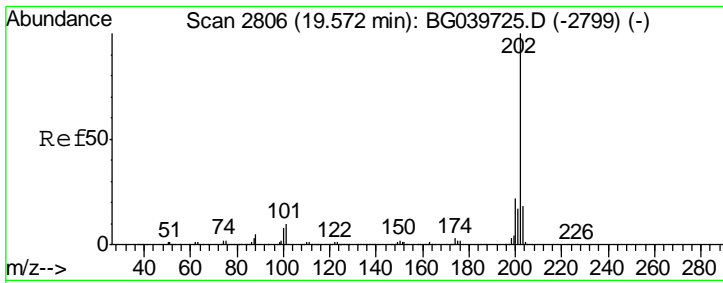


#74  
 Di-n-butylphthalate  
 Concen: 40.718 ng  
 RT: 18.45 min Scan# 2615  
 Delta R.T. -0.02 min  
 Lab File: BG040002.D  
 Acq: 19 Mar 2019 14:42

Tgt Ion	Resp	Lower	Upper
149	100		
150	9.7	7.7	11.5
104	6.0	4.5	6.7



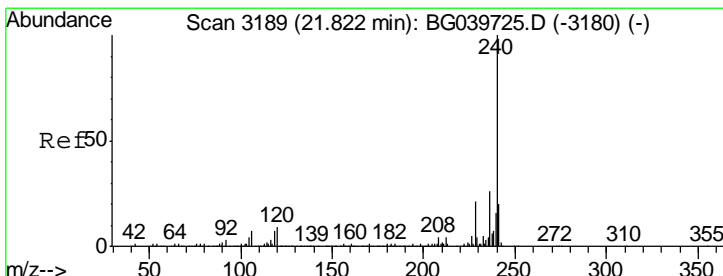
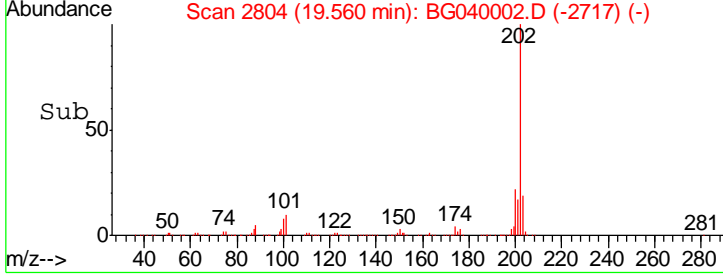
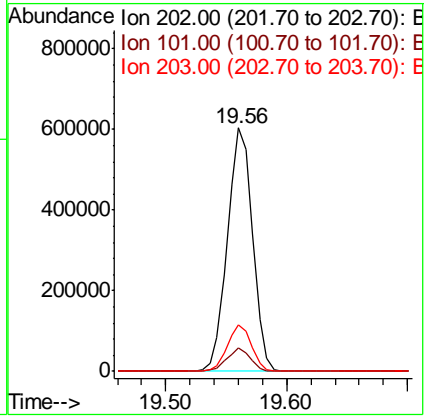
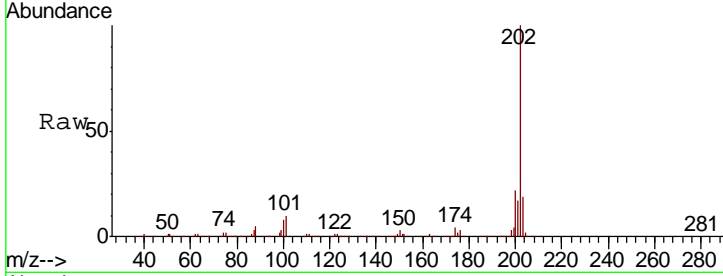




#75  
 Fluoranthene  
 Concen: 39.526 ng  
 RT: 19.56 min Scan# 2804  
 Delta R.T. -0.02 min  
 Lab File: BG040002.D  
 Acq: 19 Mar 2019 14:42

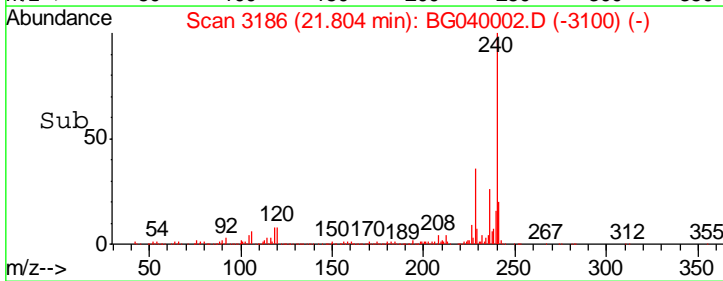
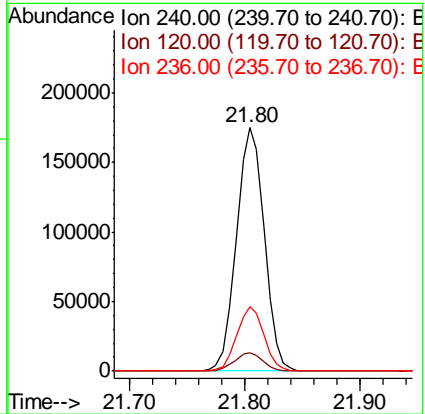
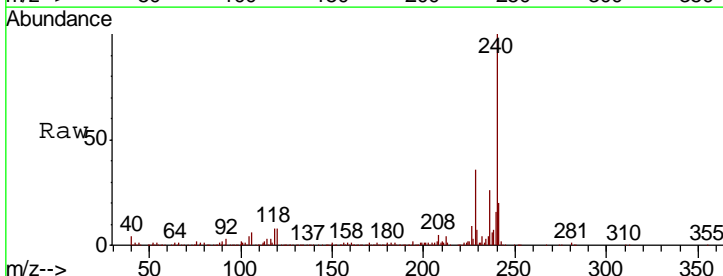
Instrument :  
 BNA\_G  
 ClientSampleId :  
 SSTDCCC040

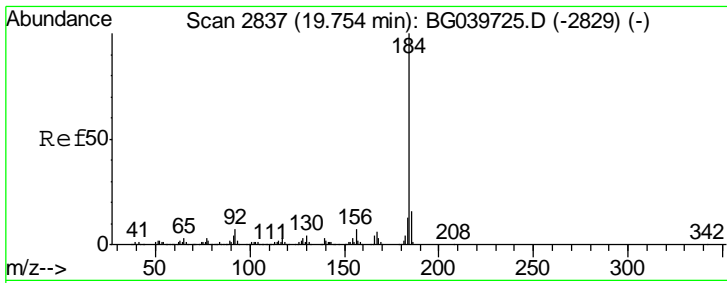
Tgt Ion	Resp	Lower	Upper
202	871669		
101	9.6	0.0	30.0
203	19.1	0.0	38.9



#76  
 Chrysene-d12  
 Concen: 20.000 ng  
 RT: 21.80 min Scan# 3186  
 Delta R.T. -0.02 min  
 Lab File: BG040002.D  
 Acq: 19 Mar 2019 14:42

Tgt Ion	Resp	Lower	Upper
240	291389		
120	7.7	7.0	10.6
236	26.2	21.0	31.4

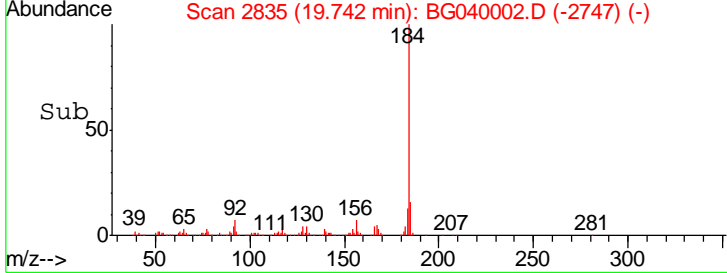
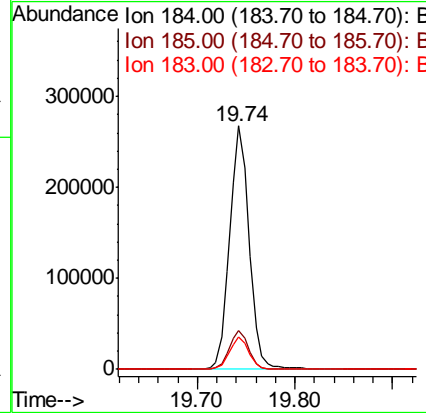
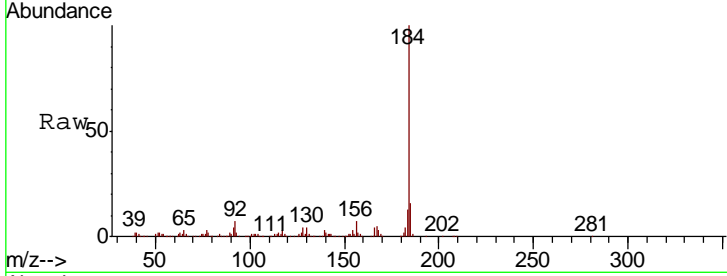




#77  
 Benzidine  
 Concen: 40.233 ng  
 RT: 19.74 min Scan# 2835  
 Delta R.T. -0.01 min  
 Lab File: BG040002.D  
 Acq: 19 Mar 2019 14:42

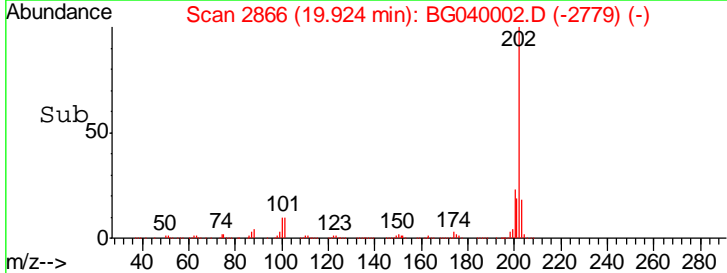
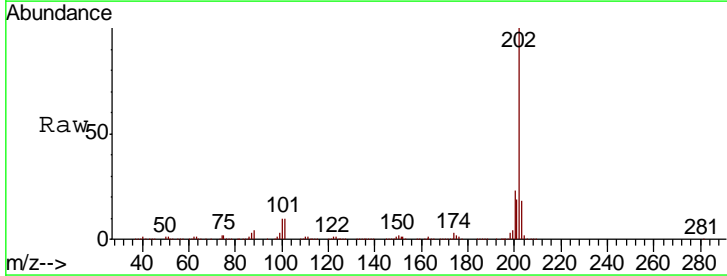
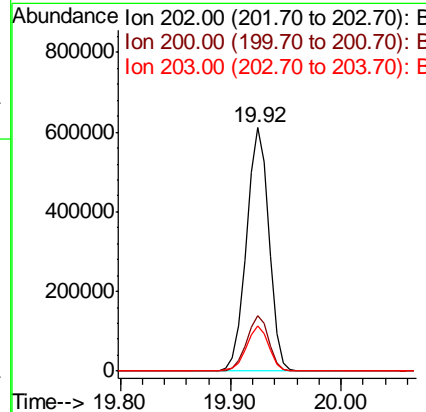
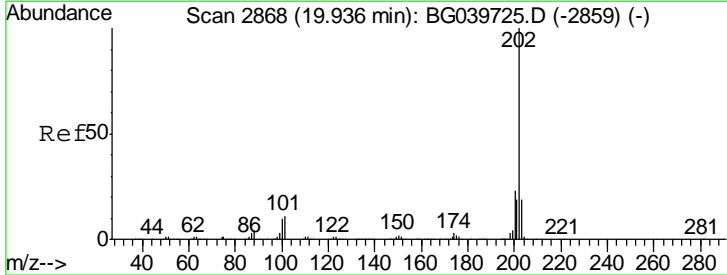
Instrument :  
 BNA\_G  
 ClientSampleId :  
 SSTDCCC040

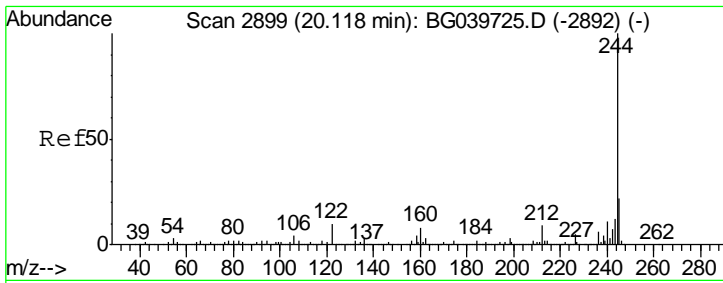
Tgt Ion	Resp	Lower	Upper
184	100		
185	15.9	12.2	18.2
183	13.2	10.6	15.8



#78  
 Pyrene  
 Concen: 46.250 ng  
 RT: 19.92 min Scan# 2866  
 Delta R.T. -0.02 min  
 Lab File: BG040002.D  
 Acq: 19 Mar 2019 14:42

Tgt Ion	Resp	Lower	Upper
202	100		
200	22.8	17.8	26.8
203	18.5	15.3	22.9

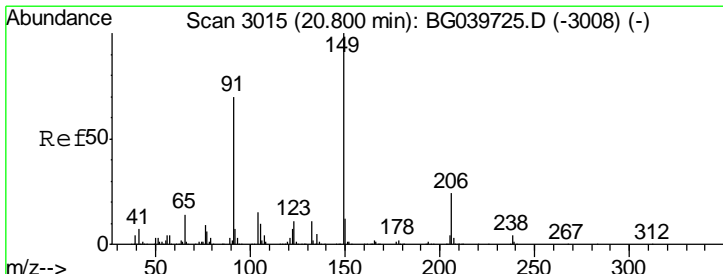
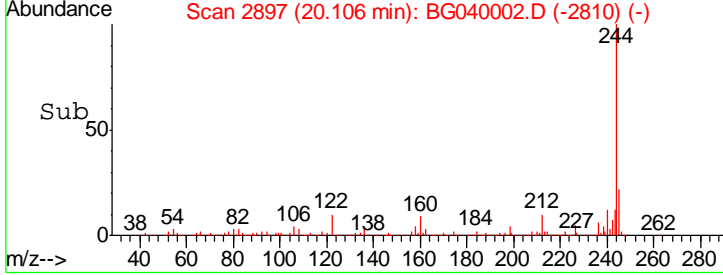
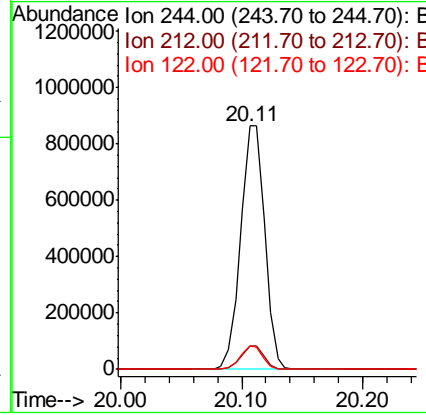
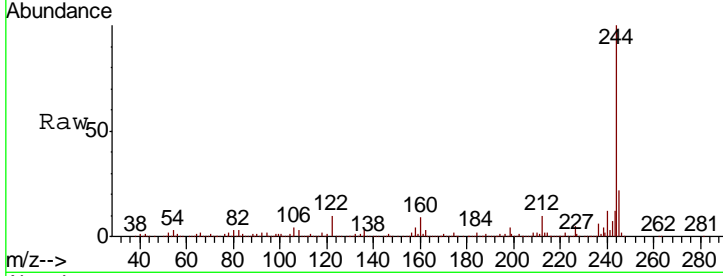




#79  
 Terphenyl-d14  
 Concen: 91.055 ng  
 RT: 20.11 min Scan# 2897  
 Delta R.T. -0.02 min  
 Lab File: BG040002.D  
 Acq: 19 Mar 2019 14:42

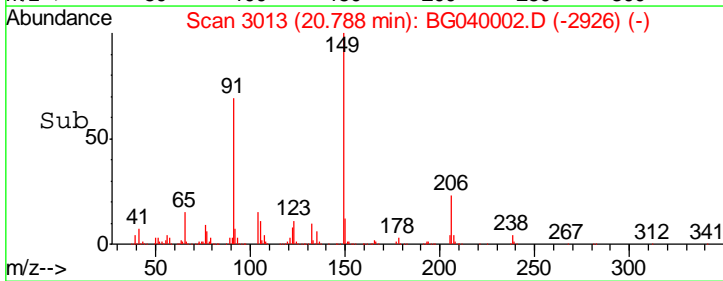
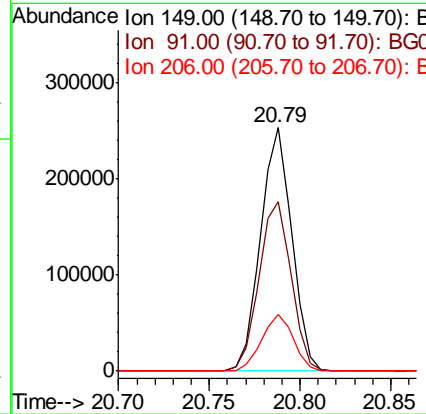
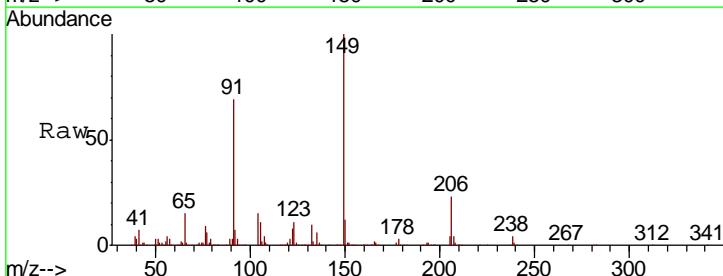
Instrument :  
 BNA\_G  
 ClientSampled :  
 SSTDCCC040

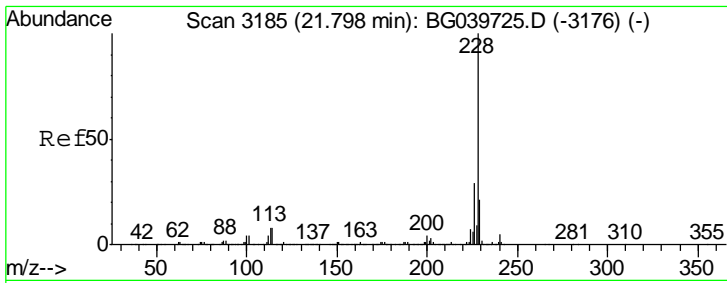
Tgt Ion	Resp	Lower	Upper
244	1205029		
212	9.6	7.3	10.9
122	9.8	8.4	12.6



#80  
 Butylbenzylphthalate  
 Concen: 41.358 ng  
 RT: 20.79 min Scan# 3013  
 Delta R.T. -0.02 min  
 Lab File: BG040002.D  
 Acq: 19 Mar 2019 14:42

Tgt Ion	Resp	Lower	Upper
149	303395		
91	69.4	59.5	89.3
206	23.1	18.6	27.8

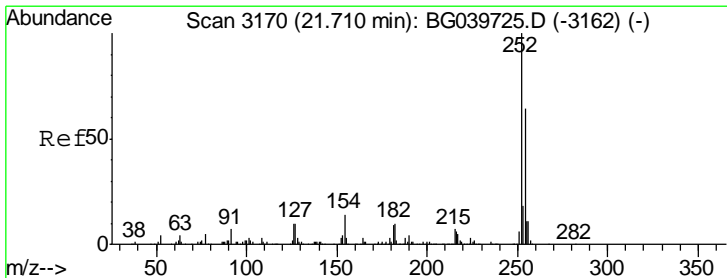
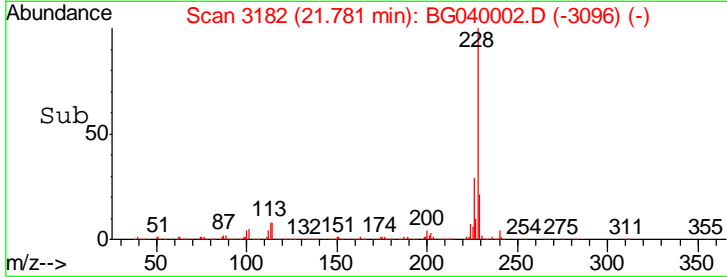
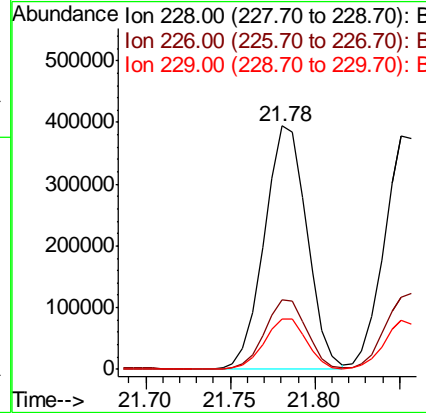
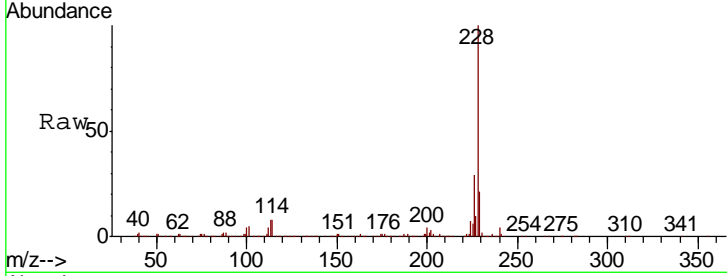




#81  
 Benzo(a)anthracene  
 Concen: 37.592 ng  
 RT: 21.78 min Scan# 3182  
 Delta R.T. -0.02 min  
 Lab File: BG040002.D  
 Acq: 19 Mar 2019 14:42

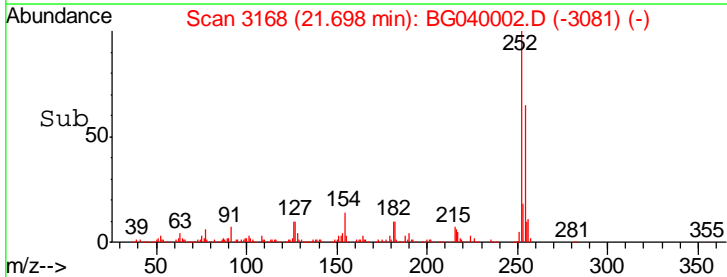
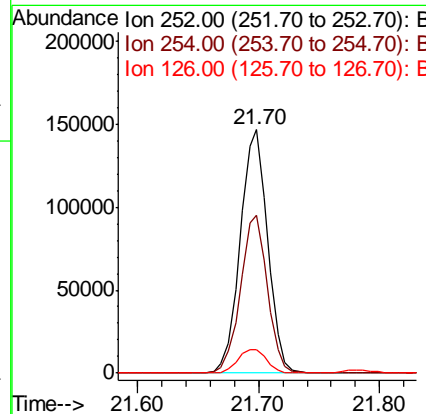
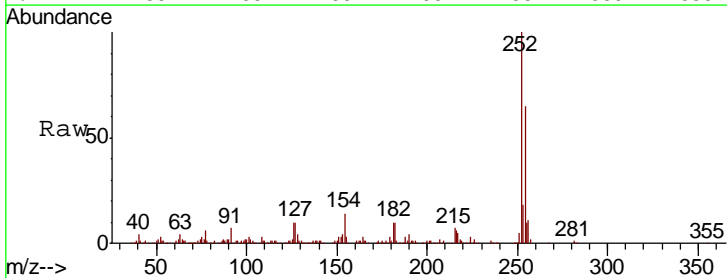
Instrument :  
 BNA\_G  
 ClientSampled :  
 SSTDCCC040

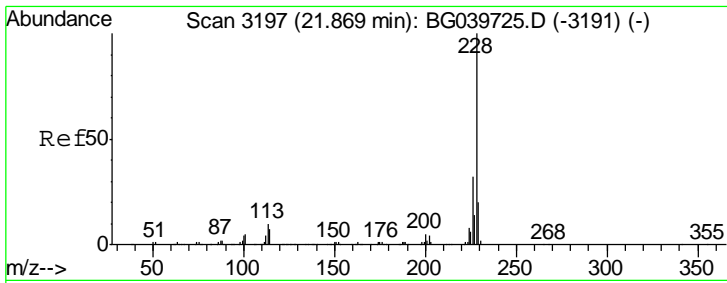
Tgt Ion	Resp	Lower	Upper
228	100		
226	28.8	23.0	34.6
229	20.6	16.9	25.3



#82  
 3,3'-Dichlorobenzidine  
 Concen: 34.853 ng  
 RT: 21.70 min Scan# 3168  
 Delta R.T. -0.02 min  
 Lab File: BG040002.D  
 Acq: 19 Mar 2019 14:42

Tgt Ion	Resp	Lower	Upper
252	100		
254	64.6	51.3	76.9
126	9.6	8.0	12.0

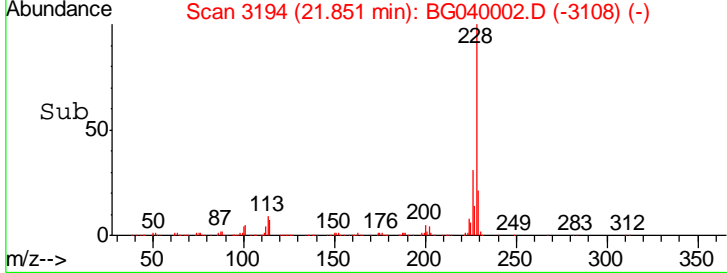
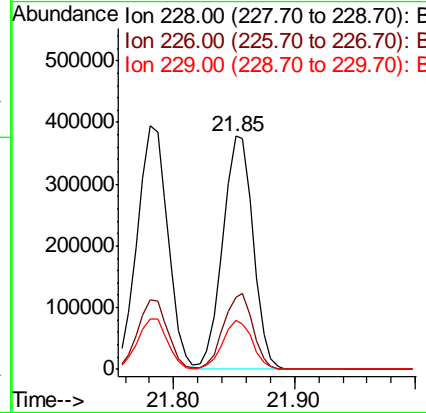
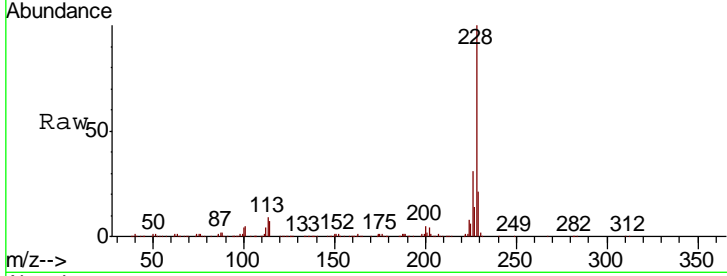




#83  
 Chrysene  
 Concen: 36.999 ng  
 RT: 21.85 min Scan# 3194  
 Delta R.T. -0.02 min  
 Lab File: BG040002.D  
 Acq: 19 Mar 2019 14:42

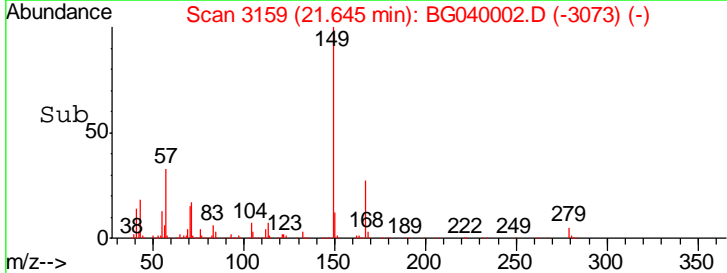
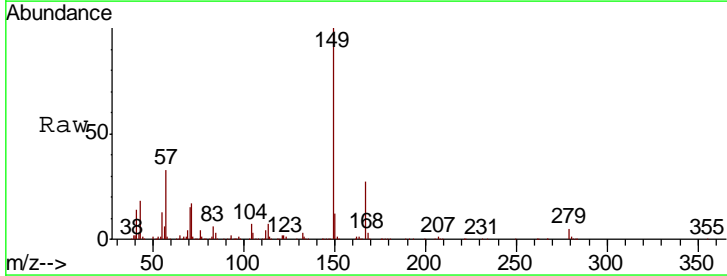
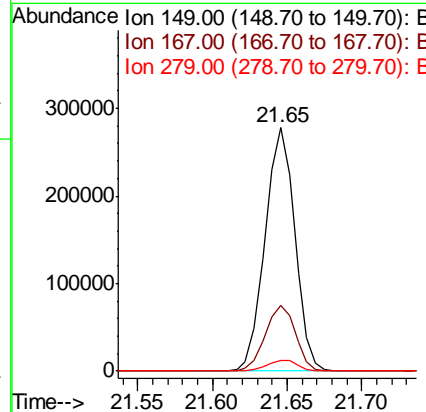
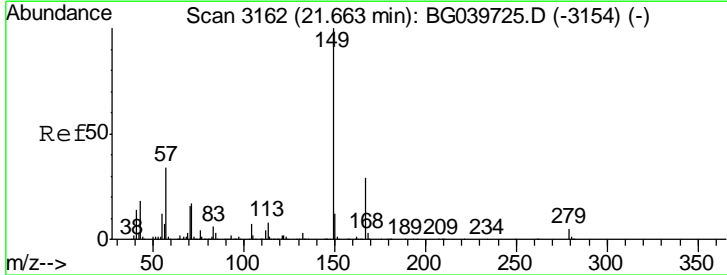
Instrument :  
 BNA\_G  
 ClientSampleID :  
 SSTDCCC040

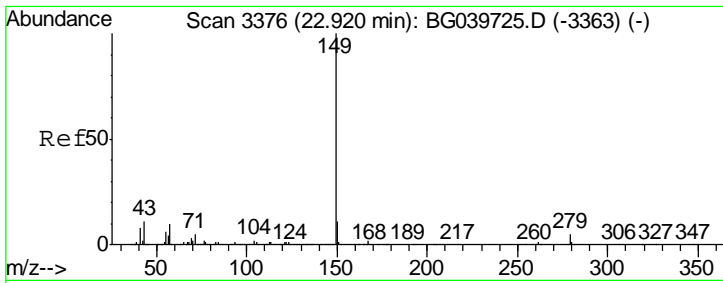
Tgt Ion	Resp	Lower	Upper
228	100		
226	31.2	25.8	38.6
229	21.0	16.6	25.0



#84  
 Bis(2-ethylhexyl)phthalate  
 Concen: 37.137 ng  
 RT: 21.65 min Scan# 3159  
 Delta R.T. -0.02 min  
 Lab File: BG040002.D  
 Acq: 19 Mar 2019 14:42

Tgt Ion	Resp	Lower	Upper
149	100		
167	27.1	22.6	34.0
279	4.6	3.5	5.3

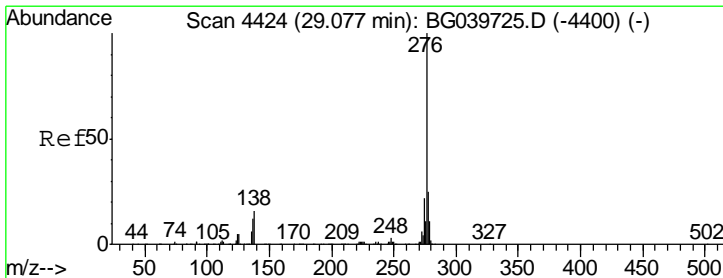
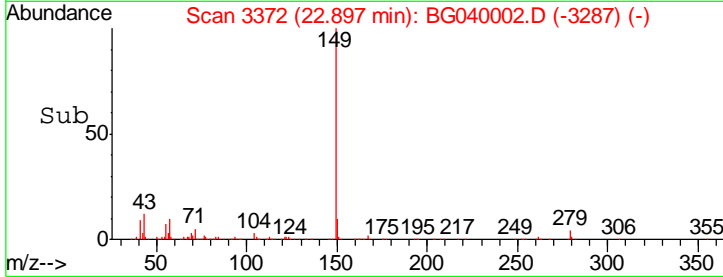
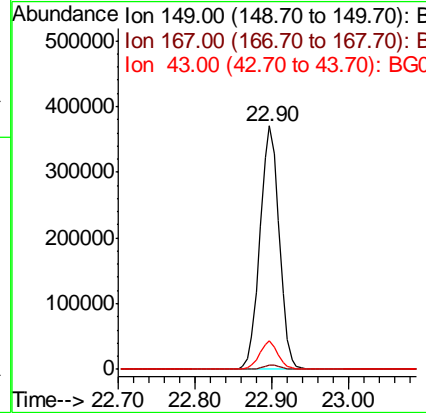
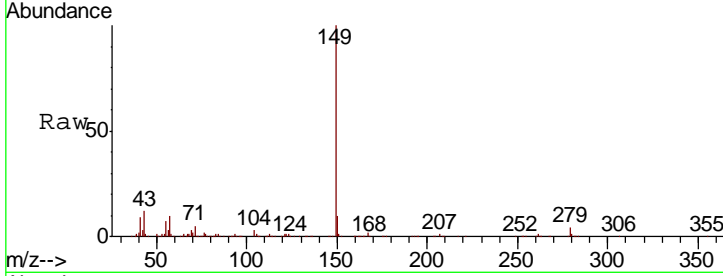




#85  
 Di-n-octyl phthalate  
 Concen: 38.062 ng  
 RT: 22.90 min Scan# 3372  
 Delta R.T. -0.03 min  
 Lab File: BG040002.D  
 Acq: 19 Mar 2019 14:42

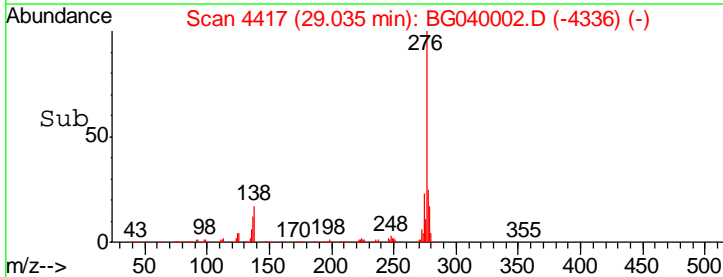
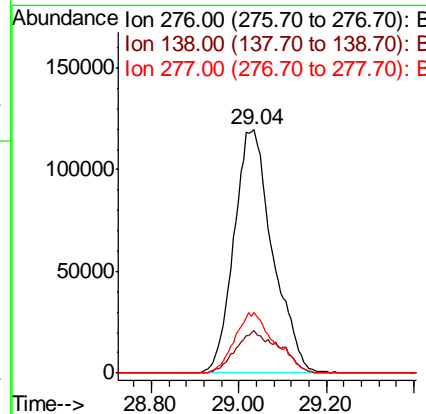
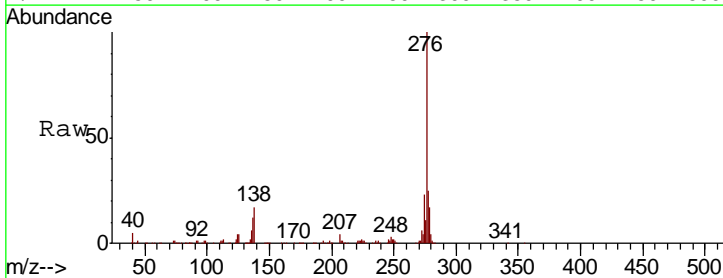
Instrument :  
 BNA\_G  
 ClientSampled :  
 SSTDCCC040

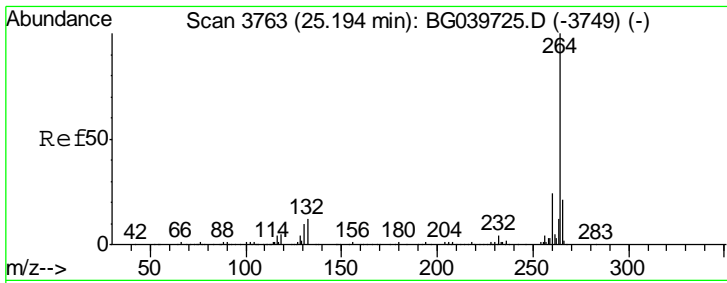
Tgt Ion	Resp	Lower	Upper
149	100		
167	1.7	1.3	1.9
43	10.9	10.2	15.4



#86  
 Indeno(1,2,3-cd)pyrene  
 Concen: 35.784 ng  
 RT: 29.04 min Scan# 4417  
 Delta R.T. -0.05 min  
 Lab File: BG040002.D  
 Acq: 19 Mar 2019 14:42

Tgt Ion	Resp	Lower	Upper
276	100		
138	19.8	12.6	19.0#
277	25.5	20.8	31.2



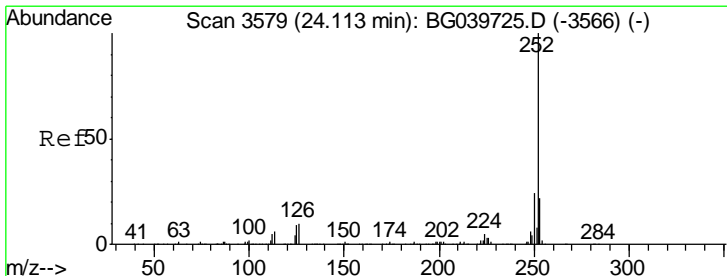
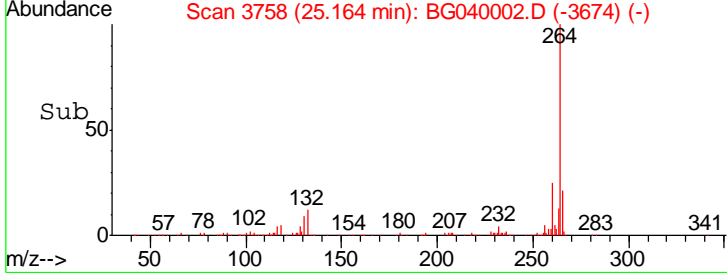
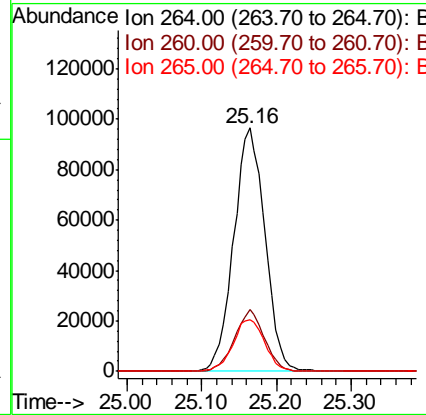
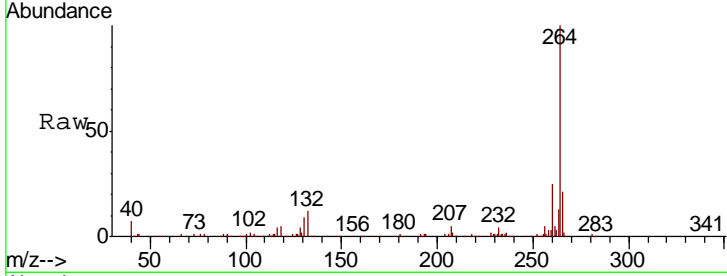


#87  
 Perylene-d12  
 Concen: 20.000 ng  
 RT: 25.16 min Scan# 3758  
 Delta R.T. -0.04 min  
 Lab File: BG040002.D  
 Acq: 19 Mar 2019 14:42

Instrument :  
 BNA\_G  
 ClientSampled :  
 SSTDCCC040

Tgt Ion: 264 Resp: 280340

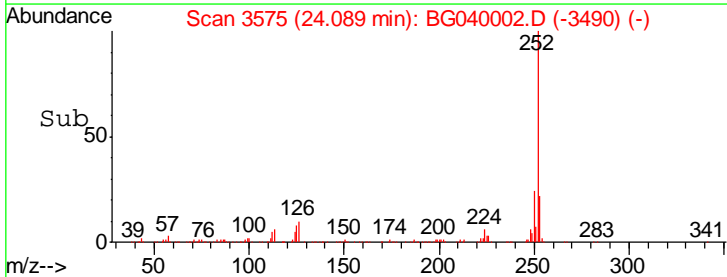
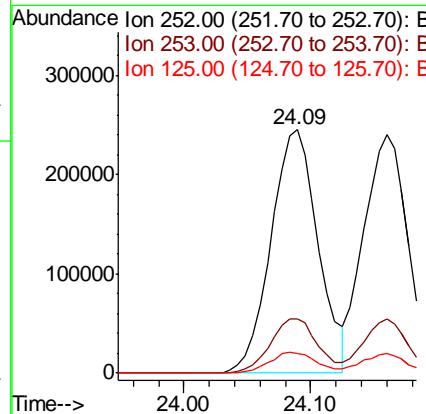
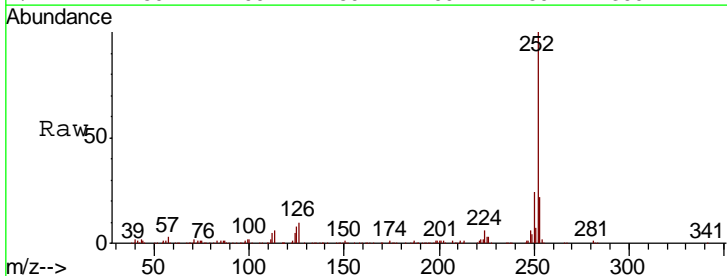
Ion	Ratio	Lower	Upper
264	100		
260	25.2	18.2	27.4
265	21.0	18.5	27.7

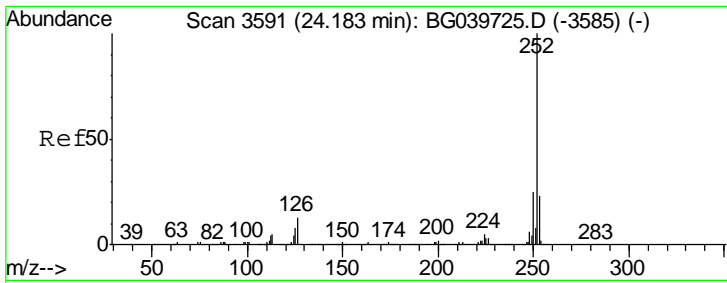


#88  
 Benzo(b)fluoranthene  
 Concen: 37.907 ng  
 RT: 24.09 min Scan# 3575  
 Delta R.T. -0.03 min  
 Lab File: BG040002.D  
 Acq: 19 Mar 2019 14:42

Tgt Ion: 252 Resp: 633696

Ion	Ratio	Lower	Upper
252	100		
253	22.2	17.8	26.8
125	8.3	7.8	11.6

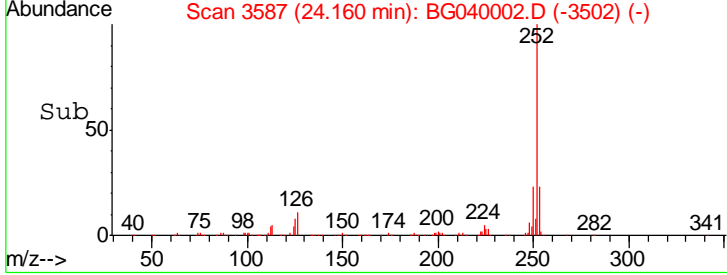
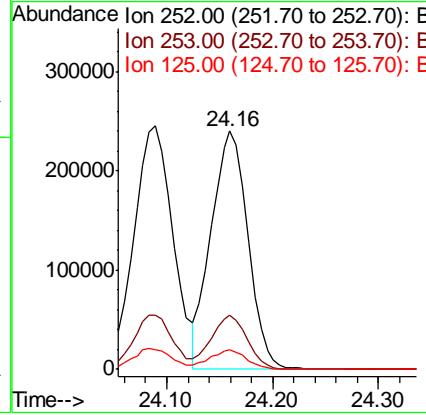
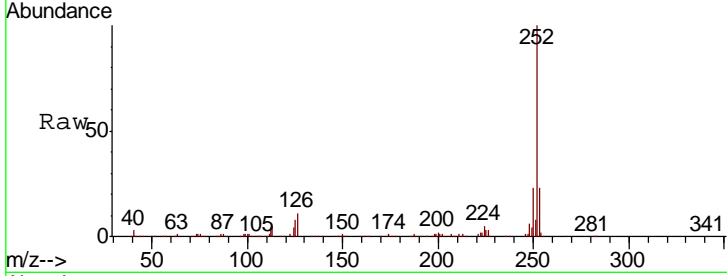




#89  
 Benzo(k)fluoranthene  
 Concen: 37.372 ng  
 RT: 24.16 min Scan# 3587  
 Delta R.T. -0.03 min  
 Lab File: BG040002.D  
 Acq: 19 Mar 2019 14:42


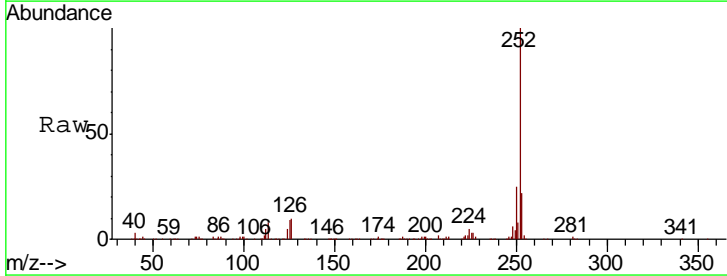
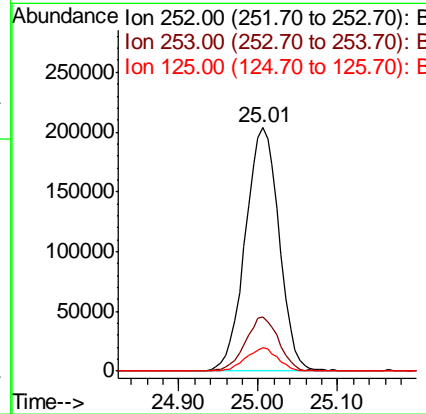
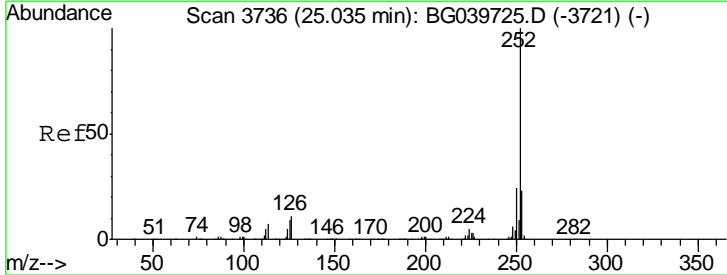
Instrument :  
 BNA\_G  
 ClientSampled :  
 SSTDCCC040

Tgt Ion	Resp	Lower	Upper
252	100		
253	22.7	18.2	27.2
125	8.0	7.4	11.2

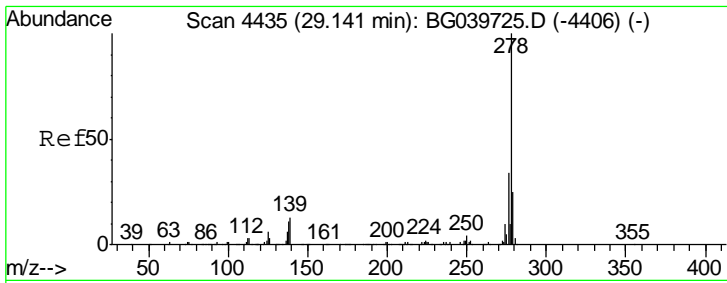


#90  
 Benzo(a)pyrene  
 Concen: 38.979 ng  
 RT: 25.01 min Scan# 3731  
 Delta R.T. -0.04 min  
 Lab File: BG040002.D  
 Acq: 19 Mar 2019 14:42

Tgt Ion	Resp	Lower	Upper
252	100		
253	22.2	17.9	26.9
125	9.4	8.3	12.5



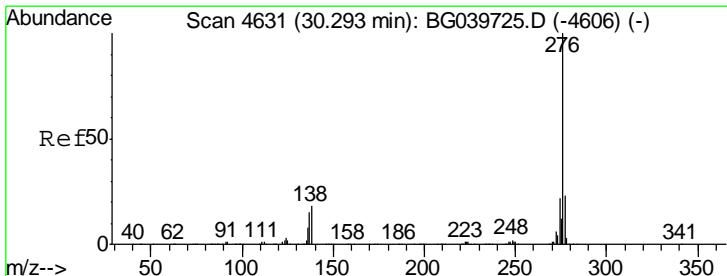
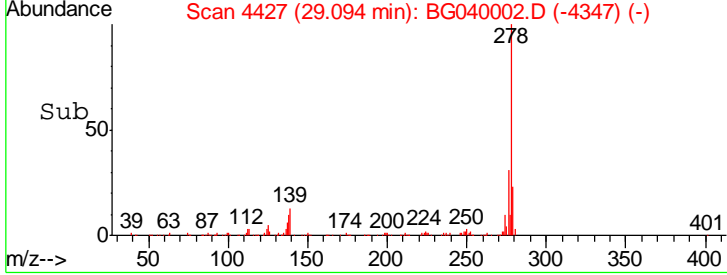
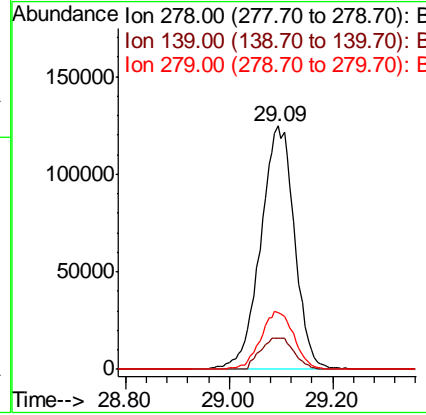
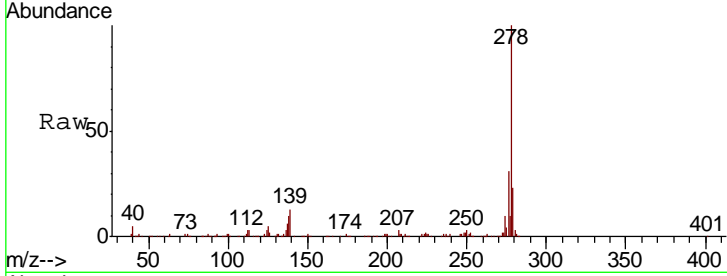




#91  
 Dibenzo(a,h)anthracene  
 Concen: 37.340 ng  
 RT: 29.09 min Scan# 4427  
 Delta R.T. -0.06 min  
 Lab File: BG040002.D  
 Acq: 19 Mar 2019 14:42

Instrument :  
 BNA\_G  
 ClientSampleID :  
 SSTDCCC040

Tgt Ion	Resp	Lower	Upper
278	100		
139	12.8	11.7	17.5
279	23.2	19.1	28.7



#92  
 Benzo(g,h,i)perylene  
 Concen: 37.883 ng  
 RT: 30.25 min Scan# 4624  
 Delta R.T. -0.06 min  
 Lab File: BG040002.D  
 Acq: 19 Mar 2019 14:42

Tgt Ion	Resp	Lower	Upper
276	100		
277	23.5	19.6	29.4
138	15.5	14.7	22.1

