LSC Area Percent Report

Data Path : Z:\SVOASRV\HPCHEM1\BNA G\DATA\BG032420\
Data File : BG044932.D
Acq On : 24 Mar 2020 16:09
Operator : CG/JU
Sample : L2011-04
Misc :
ALS Vial : 6 Sample Multiplier: 1

Instrument :
BNA_G
ClientSampleId :
GHD1-WC-C-01

Integration Parameters: rteint.p
Integrator: RTE
Smoothing : ON Filtering: 5
Sampling : 1 Min Area: 3 % of largest Peak
Start Thrs: 0.2 Max Peaks: 100
Stop Thrs : 0 Peak Location: TOP

If leading or trailing edge < 100 prefer < Baseline drop else tangent >
Peak separation: 5

Method : Z:\SVOASRV\HPCHEM1\BNA_G\METHODS\8270-BG031020.M
Title : ASP BNA STANDARDS FOR 5 POINT CALIBRATION

Signal : TIC

peak #	R.T. min	first scan	max scan	last scan	PK TY	peak height	corr. area	corr. % max.	% of total
1	3.147	3	10	18	rBV	100015	231521	4.27%	0.685%
2	3.223	18	23	29	rBV	146261	227046	4.19%	0.672%
3	5.609	422	429	439	rBV	663582	1113454	20.55%	3.294%
4	7.195	690	699	712	rBV	410132	745488	13.76%	2.205%
5	8.041	833	843	850	rBV	275768	486176	8.97%	1.438%
6	8.364	890	898	908	rBV	1174053	2110848	38.96%	6.244%
7	9.198	1030	1040	1047	rBV	986181	1783866	32.93%	5.277%
8	10.850	1312	1321	1328	rBV	336837	648689	11.97%	1.919%
9	13.300	1729	1738	1746	rBV	2480419	4133130	76.29%	12.226%
10	14.116	1872	1877	1884	rBV	87030	136241	2.51%	0.403%
11	14.674	1964	1972	1977	rBV	557906	916863	16.92%	2.712%
12	14.733	1977	1982	1989	rVB	182663	300248	5.54%	0.888%
13	15.074	2034	2040	2047	rVB2	40722	86222	1.59%	0.255%
14	15.720	2145	2150	2156	rVB	51365	82739	1.53%	0.245%
15	16.161	2217	2225	2232	rBV	2123025	3375395	62.30%	9.984%
16	16.214	2232	2234	2243	rVB9	36676	66546	1.23%	0.197%
17	16.396	2260	2265	2275	rBV2	45988	93533	1.73%	0.277%
18	17.189	2396	2400	2404	rBV2	40469	60385	1.11%	0.179%
19	17.418	2432	2439	2444	rBV	718505	1139158	21.03%	3.370%
20	17.459	2444	2446	2451	rVB	64018	76219	1.41%	0.225%
21	18.317	2587	2592	2607	rBV	382270	669704	12.36%	1.981%
22	18.617	2639	2643	2646	rBV	38232	56647	1.05%	0.168%
23	19.463	2784	2787	2792	rVB2	62860	83341	1.54%	0.247%
24	19.586	2803	2808	2815	rBV2	218739	336094	6.20%	0.994%
25	19.821	2844	2848	2858	rVB4	72845	159060	2.94%	0.470%
26	20.027	2877	2883	2893	rVB	3974128	5417635	100.00%	16.025%
27	20.350	2934	2938	2941	rVB	55995	73330	1.35%	0.217%
28	20.844	3019	3022	3026	rVB	99027	112152	2.07%	0.332%
29	21.349	3103	3108	3115	rBV2	341710	546963	10.10%	1.618%
30	21.684	3158	3165	3173	rVB2	776360	1311186	24.20%	3.878%
31	21.907	3197	3203	3208	rBV	343493	498612	9.20%	1.475%
32	22.518	3301	3307	3314	rBV	488274	826068	15.25%	2.443%
33	23.217	3418	3426	3434	rBV	542986	1060675	19.58%	3.137%
34	24.022	3556	3563	3573	rBV2	496632	1113581	20.55%	3.294%

LSC Area Percent Report

Data Path : Z:\SVOASRV\HPCHEM1\BNA G\DATA\BG032420\
Data File : BG044932.D
Acq On : 24 Mar 2020 16:09
Operator : CG/JU
Sample : L2011-04
Misc :
ALS Vial : 6 Sample Multiplier: 1

Instrument :
BNA_G
ClientSampleId :
GHD1-WC-C-01

Integration Parameters: rteint.p
Integrator: RTE
Smoothing : ON Filtering: 5
Sampling : 1 Min Area: 3 % of largest Peak
Start Thrs: 0.2 Max Peaks: 100
Stop Thrs : 0 Peak Location: TOP

If leading or trailing edge < 100 prefer < Baseline drop else tangent >
Peak separation: 5

Method : Z:\SVOASRV\HPCHEM1\BNA_G\METHODS\8270-BG031020.M
Title : ASP BNA STANDARDS FOR 5 POINT CALIBRATION

35	24.886	3700	3710	3718	rBV	471641	1337402	24.69%	3.956%
36	24.980	3718	3726	3736	rVB2	385737	1051559	19.41%	3.110%
37	26.120	3910	3920	3931	rBV2	270920	790899	14.60%	2.339%
38	27.477	4140	4151	4162	rBV4	129410	477319	8.81%	1.412%
39	29.110	4421	4429	4430	rBV8	36682	71370	1.32%	0.211%

Sum of corrected areas: 33807364

LSC Report - Integrated Chromatogram

Data Path : Z:\SVOASRV\HPCHEM1\BNA G\DATA\BG032420\
Data File : BG044932.D
Acq On : 24 Mar 2020 16:09
Operator : CG/JU
Sample : L2011-04
Misc :
ALS Vial : 6 Sample Multiplier: 1

Instrument :
BNA_G
ClientSampleId :
GHD1-WC-C-01

Quant Method : Z:\SVOASRV\HPCHEM1\BNA_G\METHODS\8270-BG031020.M
Quant Title : ASP BNA STANDARDS FOR 5 POINT CALIBRATION

TIC Library : C:\Database\NIST11.L
TIC Integration Parameters: LSCINT.P

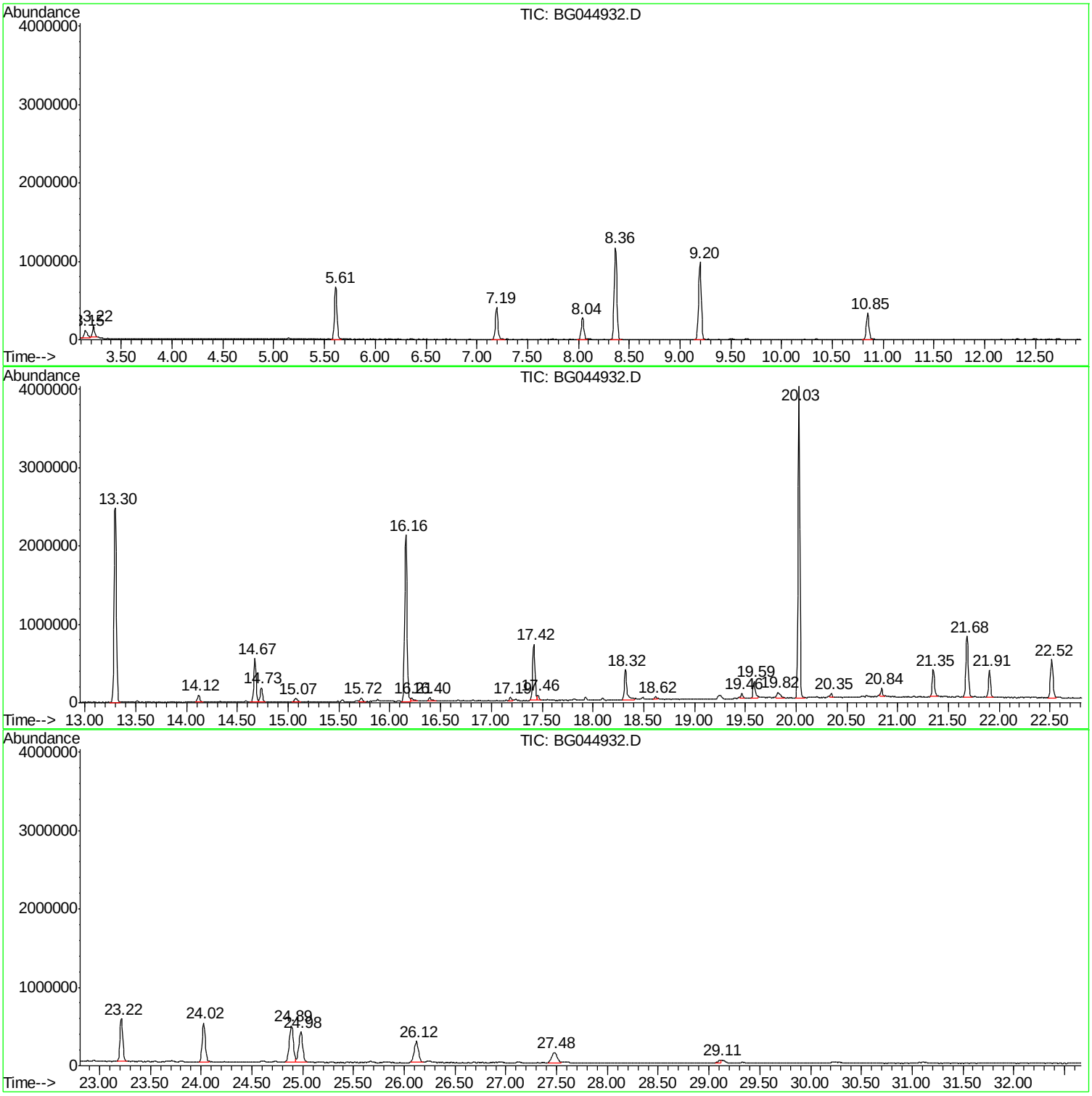

Library Search Compound Report

Data Path : Z:\SVOASRV\HPCHEM1\BNA G\DATA\BG032420\
Data File : BG044932.D
Acq On : 24 Mar 2020 16:09
Operator : CG/JU
Sample : L2011-04
Misc :
ALS Vial : 6 Sample Multiplier: 1

Instrument :
BNA_G
ClientSampleId :
GHD1-WC-C-01

Quant Method : Z:\SVOASRV\HPCHEM1\BNA_G\METHODS\8270-BG031020.M
Quant Title : ASP BNA STANDARDS FOR 5 POINT CALIBRATION

TIC Library : C:\Database\NIST11.L
TIC Integration Parameters: LSCINT.P

****

Peak Number 2 Butane, 2-methoxy-2-methyl- Concentration Rank 9

R.T.	EstConc	Area	Relative to ISTD	R.T.
3.22	9.34 ng	227046	1,4-Dichlorobenzene-d4	8.04

Hit# of 5	Tentative ID	MW	MolForm	CAS#	Qual
1	Butane, 2-methoxy-2-methyl-	102	C6H14O	000994-05-8	72
2	Pentane, 3-methoxy-	102	C6H14O	036839-67-5	12
3	1-Propene-1-thiol	74	C3H6S	000925-89-3	9
4	Acetamide, N-ethyl-	87	C4H9NO	000625-50-3	9
5	N-Ethylformamide	73	C3H7NO	000627-45-2	9

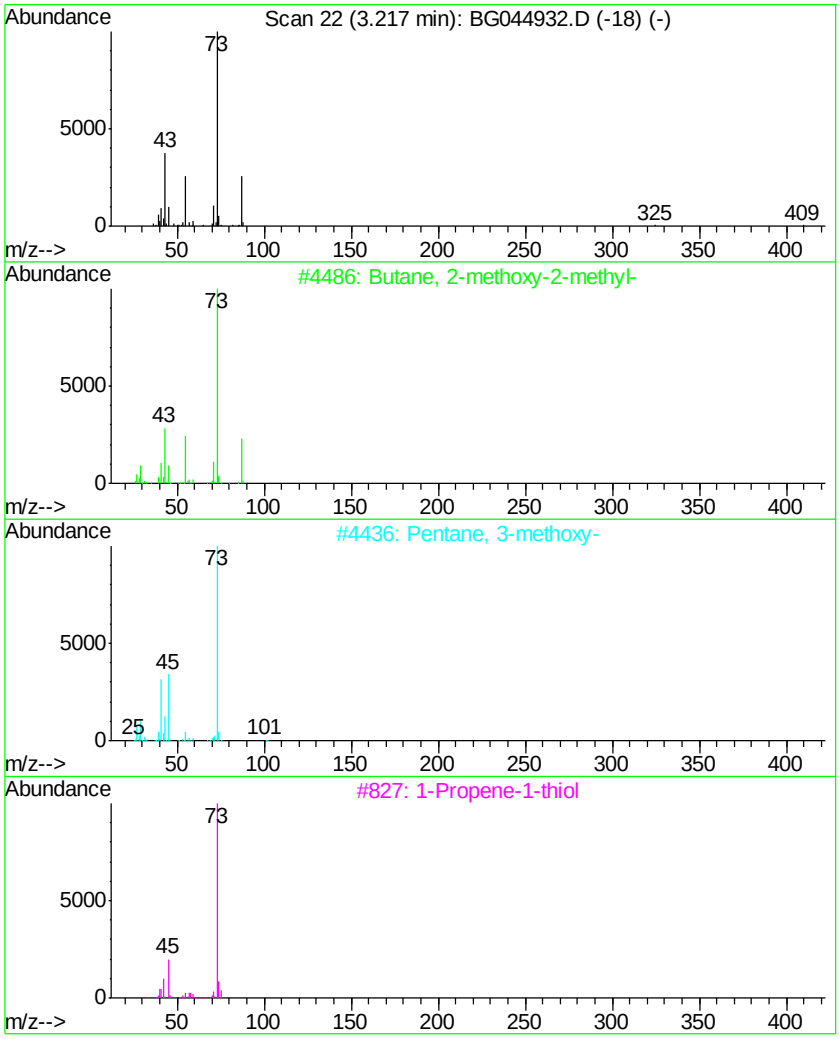

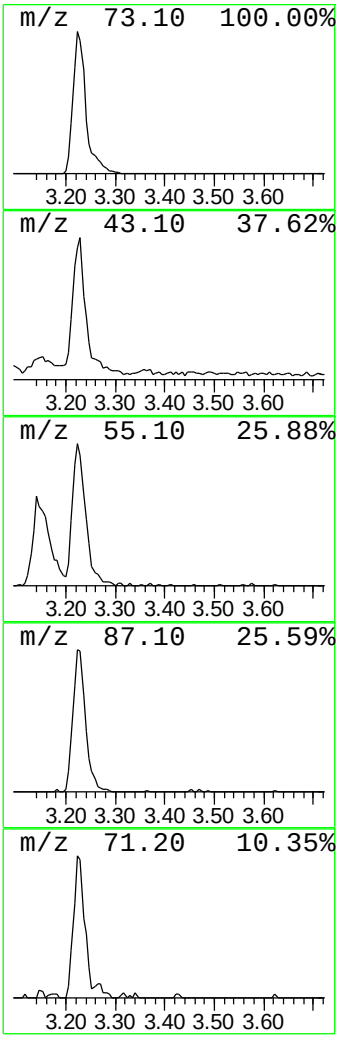

Library Search Compound Report

Data Path : Z:\SVOASRV\HPCHEM1\BNA G\DATA\BG032420\
Data File : BG044932.D
Acq On : 24 Mar 2020 16:09
Operator : CG/JU
Sample : L2011-04
Misc :
ALS Vial : 6 Sample Multiplier: 1

Instrument :
BNA_G
ClientSampleId :
GHD1-WC-C-01

Quant Method : Z:\SVOASRV\HPCHEM1\BNA_G\METHODS\8270-BG031020.M
Quant Title : ASP BNA STANDARDS FOR 5 POINT CALIBRATION

TIC Library : C:\Database\NIST11.L
TIC Integration Parameters: LSCINT.P

****

Peak Number 4 n-Hexadecanoic acid Concentration Rank 7

R.T.	EstConc	Area	Relative to ISTD	R.T.
18.32	11.76 ng	669704	Phenanthrene-d10	17.42

Hit# of 5	Tentative ID	MW	MolForm	CAS#	Qual
1	n-Hexadecanoic acid	256	C16H32O2	000057-10-3	99
2	Tetradecanoic acid	228	C14H28O2	000544-63-8	90
3	Pentadecanoic acid	242	C15H30O2	001002-84-2	87
4	Octadecanoic acid	284	C18H36O2	000057-11-4	81
5	Tridecanoic acid	214	C13H26O2	000638-53-9	72

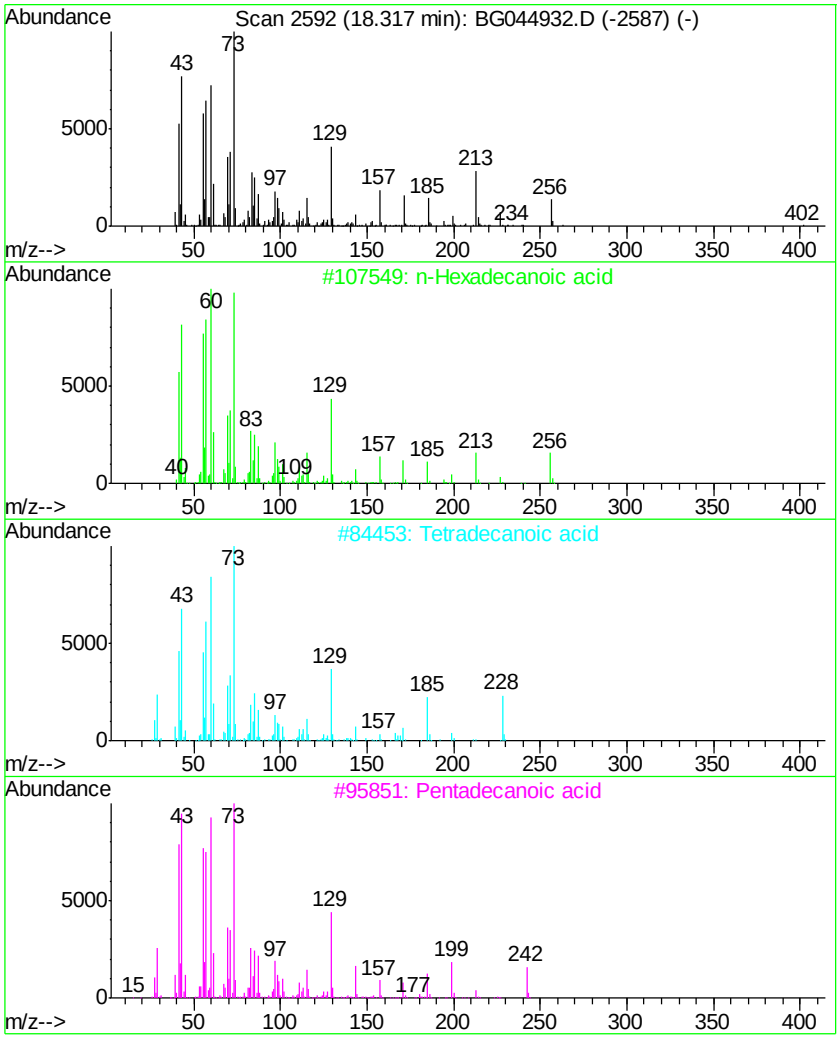

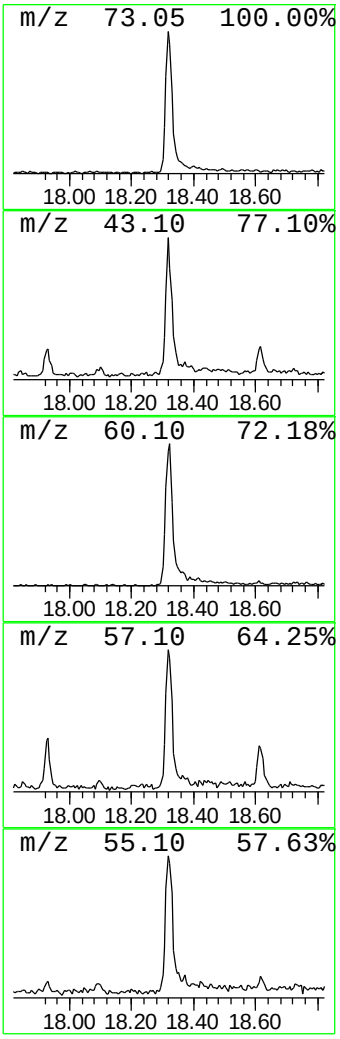

Data Path : Z:\SVOASRV\HPCHEM1\BNA G\DATA\BG032420\
Data File : BG044932.D
Acq On : 24 Mar 2020 16:09
Operator : CG/JU
Sample : L2011-04
Misc :
ALS Vial : 6 Sample Multiplier: 1

Instrument :
BNA_G
ClientSampleId :
GHD1-WC-C-01

Quant Method : Z:\SVOASRV\HPCHEM1\BNA_G\METHODS\8270-BG031020.M
Quant Title : ASP BNA STANDARDS FOR 5 POINT CALIBRATION

TIC Library : C:\Database\NIST11.L
TIC Integration Parameters: LSCINT.P

****

Peak Number 5 Octadecanoic acid Concentration Rank 13

R.T.	EstConc	Area	Relative to ISTD	R.T.
19.59	5.13 ng	336094	Chrysene-d12	21.68

Hit# of 5	Tentative ID	MW	MolForm	CAS#	Qual
1	Octadecanoic acid	284	C18H36O2	000057-11-4	97
2	Pentadecanoic acid	242	C15H30O2	001002-84-2	76
3	Tetradecanoic acid	228	C14H28O2	000544-63-8	74
4	n-Hexadecanoic acid	256	C16H32O2	000057-10-3	68
5	Decanoic acid, silver(1+) salt	278	C10H19AgO2	013126-67-5	53

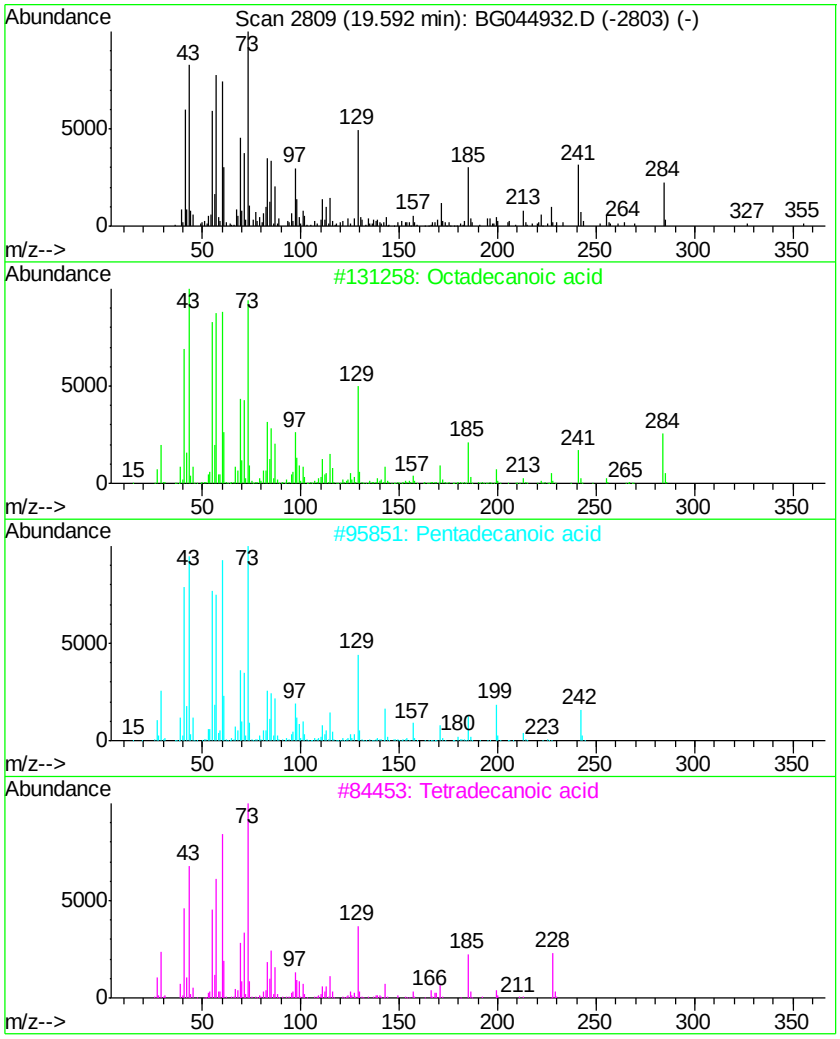

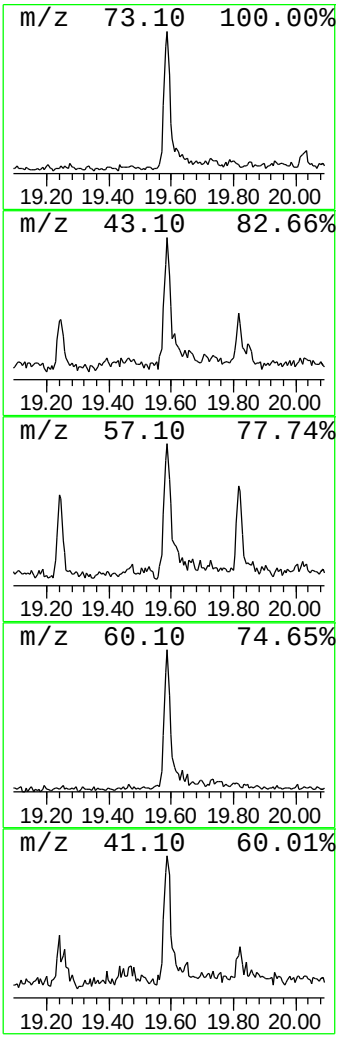

Library Search Compound Report

Data Path : Z:\SVOASRV\HPCHEM1\BNA G\DATA\BG032420\
Data File : BG044932.D
Acq On : 24 Mar 2020 16:09
Operator : CG/JU
Sample : L2011-04
Misc :
ALS Vial : 6 Sample Multiplier: 1

Instrument :
BNA_G
ClientSampleId :
GHD1-WC-C-01

Quant Method : Z:\SVOASRV\HPCHEM1\BNA_G\METHODS\8270-BG031020.M
Quant Title : ASP BNA STANDARDS FOR 5 POINT CALIBRATION

TIC Library : C:\Database\NIST11.L
TIC Integration Parameters: LSCINT.P

****

Peak Number 7 Tridecane Concentration Rank 10

R.T.	EstConc	Area	Relative to ISTD	R.T.
21.35	8.34 ng	546963	Chrysene-d12	21.68

Hit# of 5	Tentative ID	MW	MolForm	CAS#	Qual
1	Tridecane	184	C13H28	000629-50-5	93
2	1-Dodecanol, 2-hexyl-	270	C18H38O	110225-00-8	87
3	1-Dodecanol, 2-octyl-	298	C20H42O	005333-42-6	86
4	Oxalic acid, isobutyl hexadecyl ...	370	C22H42O4	1000309-38-1	81
5	Oxalic acid, isobutyl octadecyl ...	398	C24H46O4	1000309-38-3	74

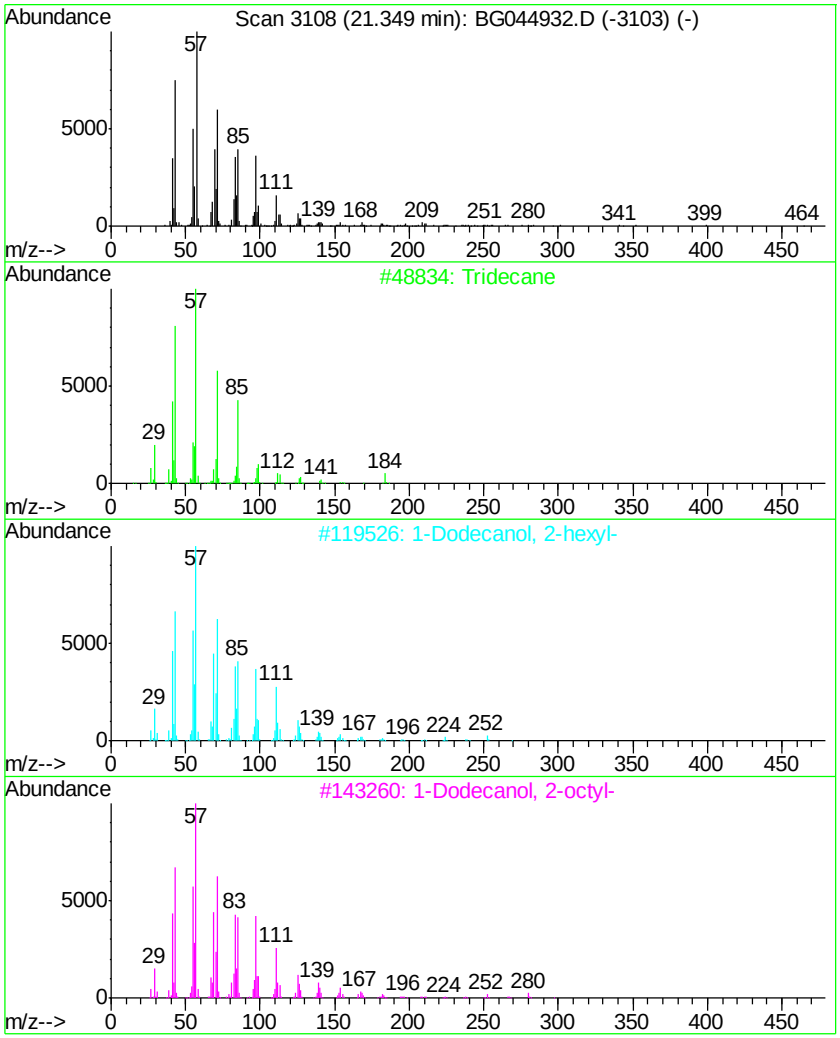

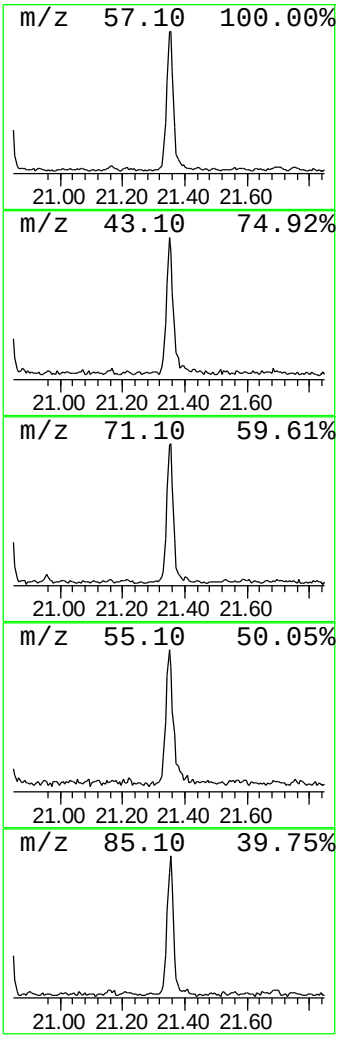

Library Search Compound Report

Data Path : Z:\SVOASRV\HPCHEM1\BNA G\DATA\BG032420\
Data File : BG044932.D
Acq On : 24 Mar 2020 16:09
Operator : CG/JU
Sample : L2011-04
Misc :
ALS Vial : 6 Sample Multiplier: 1

Instrument :
BNA_G
ClientSampleId :
GHD1-WC-C-01

Quant Method : Z:\SVOASRV\HPCHEM1\BNA_G\METHODS\8270-BG031020.M
Quant Title : ASP BNA STANDARDS FOR 5 POINT CALIBRATION

TIC Library : C:\Database\NIST11.L
TIC Integration Parameters: LSCINT.P

****

Peak Number 8 Hexacosane Concentration Rank 11

R.T.	EstConc	Area	Relative to ISTD	R.T.
21.91	7.61 ng	498612	Chrysene-d12	21.68

Hit# of 5	Tentative ID	MW	MolForm	CAS#	Qual
1	Hexacosane	366	C26H54	000630-01-3	91
2	Heneicosane	296	C21H44	000629-94-7	91
3	Nonadecane	268	C19H40	000629-92-5	90
4	Tridecane, 1-iodo-	310	C13H27I	035599-77-0	86
5	Hexadecane	226	C16H34	000544-76-3	86

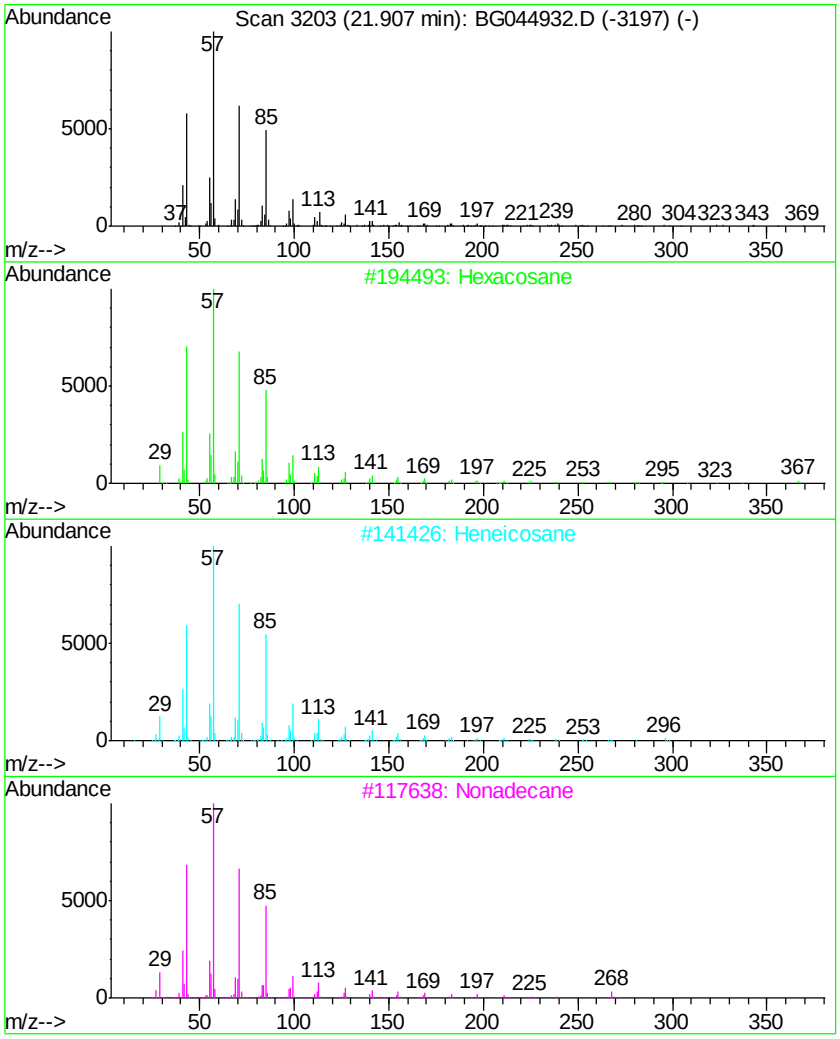

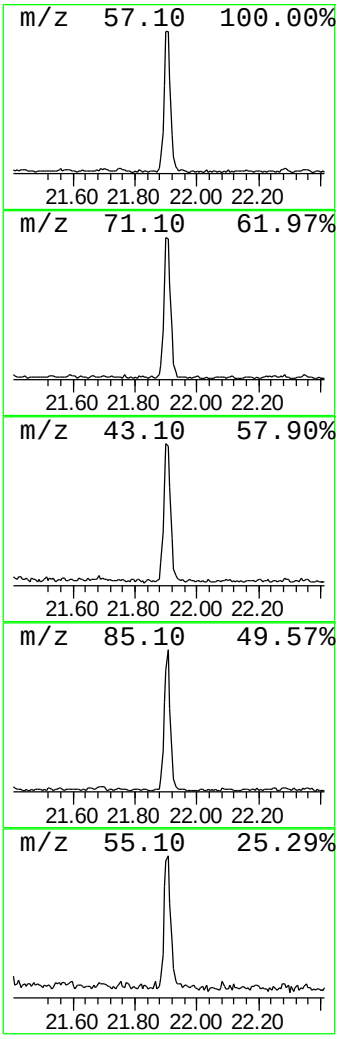

Library Search Compound Report

Data Path : Z:\SVOASRV\HPCHEM1\BNA G\DATA\BG032420\
Data File : BG044932.D
Acq On : 24 Mar 2020 16:09
Operator : CG/JU
Sample : L2011-04
Misc :
ALS Vial : 6 Sample Multiplier: 1

Instrument :
BNA_G
ClientSampleId :
GHD1-WC-C-01

Quant Method : Z:\SVOASRV\HPCHEM1\BNA_G\METHODS\8270-BG031020.M
Quant Title : ASP BNA STANDARDS FOR 5 POINT CALIBRATION

TIC Library : C:\Database\NIST11.L
TIC Integration Parameters: LSCINT.P

****

Peak Number 9 Heptacosane Concentration Rank 5

R.T.	EstConc	Area	Relative to ISTD	R.T.
22.52	12.60 ng	826068	Chrysene-d12	21.68

Hit# of 5	Tentative ID	MW	MolForm	CAS#	Qual
1	Heptacosane	380	C27H56	000593-49-7	96
2	Octadecane	254	C18H38	000593-45-3	93
3	2-methyloctacosane	408	C29H60	1000376-72-8	91
4	Tetracosane	338	C24H50	000646-31-1	91
5	Octacosane	394	C28H58	000630-02-4	91

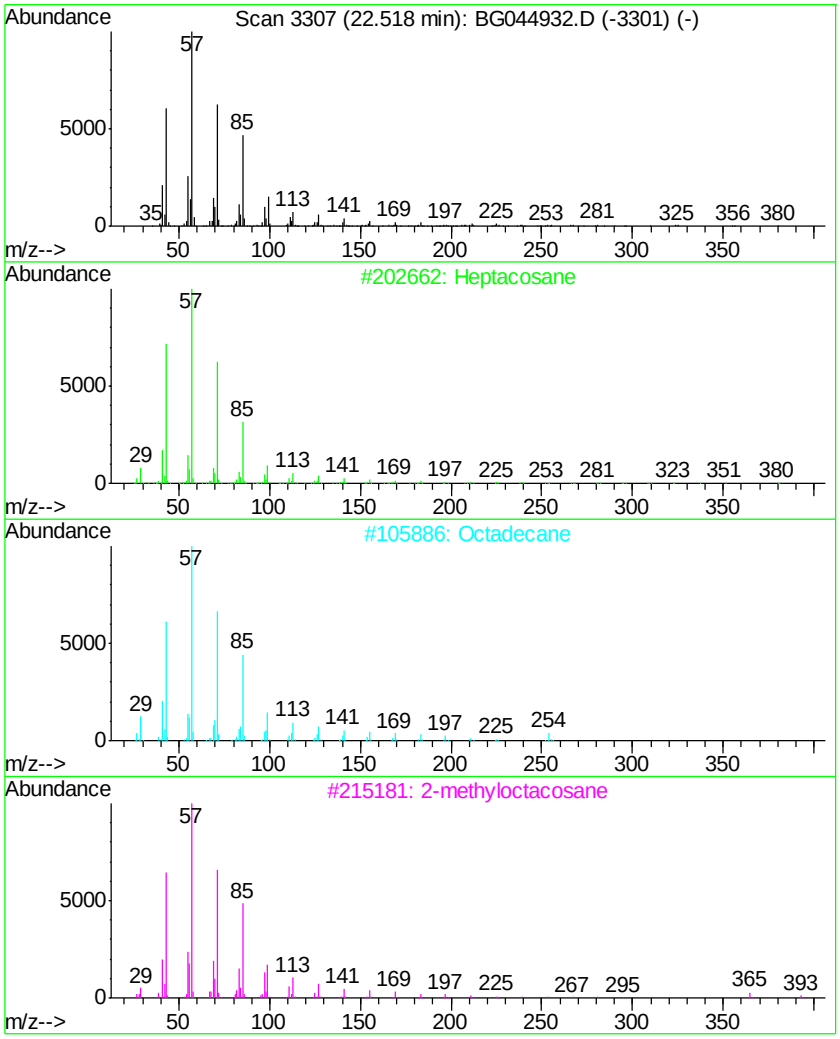

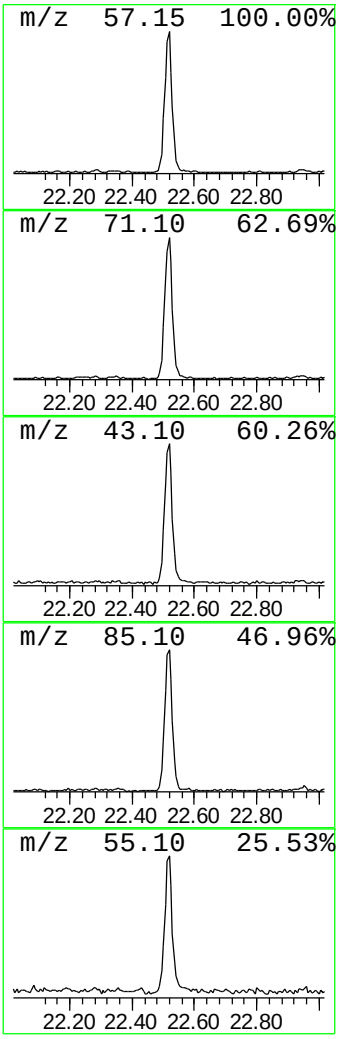

Library Search Compound Report

Data Path : Z:\SVOASRV\HPCHEM1\BNA G\DATA\BG032420\
Data File : BG044932.D
Acq On : 24 Mar 2020 16:09
Operator : CG/JU
Sample : L2011-04
Misc :
ALS Vial : 6 Sample Multiplier: 1

Instrument :
BNA_G
ClientSampleId :
GHD1-WC-C-01

Quant Method : Z:\SVOASRV\HPCHEM1\BNA_G\METHODS\8270-BG031020.M
Quant Title : ASP BNA STANDARDS FOR 5 POINT CALIBRATION

TIC Library : C:\Database\NIST11.L
TIC Integration Parameters: LSCINT.P

****

Peak Number 10 Tetracosane Concentration Rank 3

R.T.	EstConc	Area	Relative to ISTD	R.T.
23.22	16.18 ng	1060680	Chrysene-d12	21.68

Hit# of 5	Tentative ID	MW	MolForm	CAS#	Qual
1	Hexacosane	366	C26H54	000630-01-3	94
2	Heptadecane	240	C17H36	000629-78-7	93
3	Tetracosane	338	C24H50	000646-31-1	91
4	Heptadecane, 9-octyl-	352	C25H52	007225-64-1	91
5	Triacontane	422	C30H62	000638-68-6	91

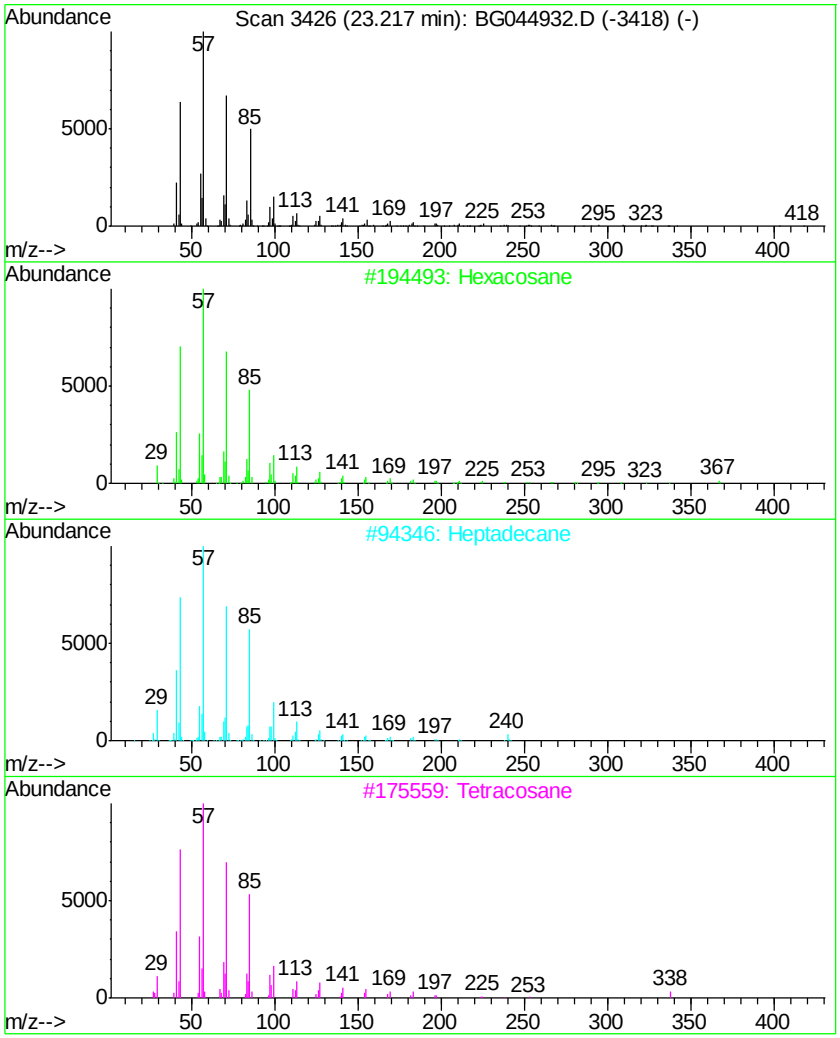

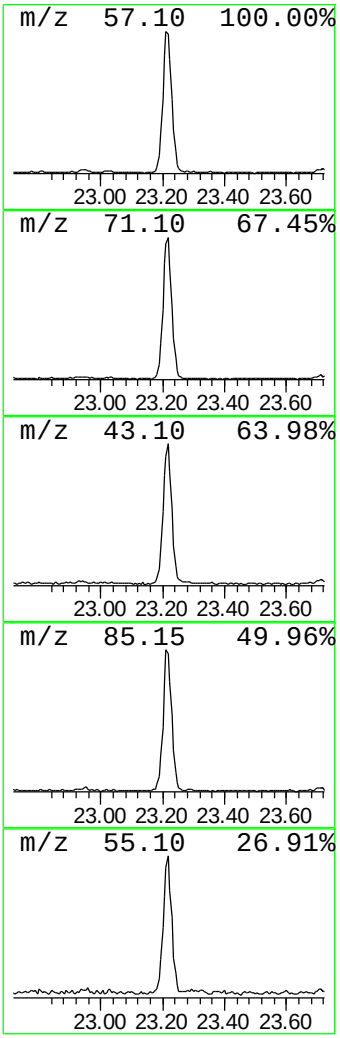

Library Search Compound Report

Data Path : Z:\SVOASRV\HPCHEM1\BNA G\DATA\BG032420\
Data File : BG044932.D
Acq On : 24 Mar 2020 16:09
Operator : CG/JU
Sample : L2011-04
Misc :
ALS Vial : 6 Sample Multiplier: 1

Instrument :
BNA_G
ClientSampleId :
GHD1-WC-C-01

Quant Method : Z:\SVOASRV\HPCHEM1\BNA_G\METHODS\8270-BG031020.M
Quant Title : ASP BNA STANDARDS FOR 5 POINT CALIBRATION

TIC Library : C:\Database\NIST11.L
TIC Integration Parameters: LSCINT.P

****

Peak Number 11 Docosane, 11-butyl- Concentration Rank 2

R.T.	EstConc	Area	Relative to ISTD	R.T.
24.02	16.65 ng	1113580	Perylene-d12	24.89

Hit# of 5	Tentative ID	MW	MolForm	CAS#	Qual
1	Hexacosane	366	C26H54	000630-01-3	94
2	Docosane, 11-butyl-	366	C26H54	013475-76-8	94
3	Docosane, 9-butyl-	366	C26H54	055282-14-9	94
4	Heneicosane, 11-pentyl-	366	C26H54	014739-72-1	94
5	Docosane, 5-butyl-	366	C26H54	055282-16-1	93

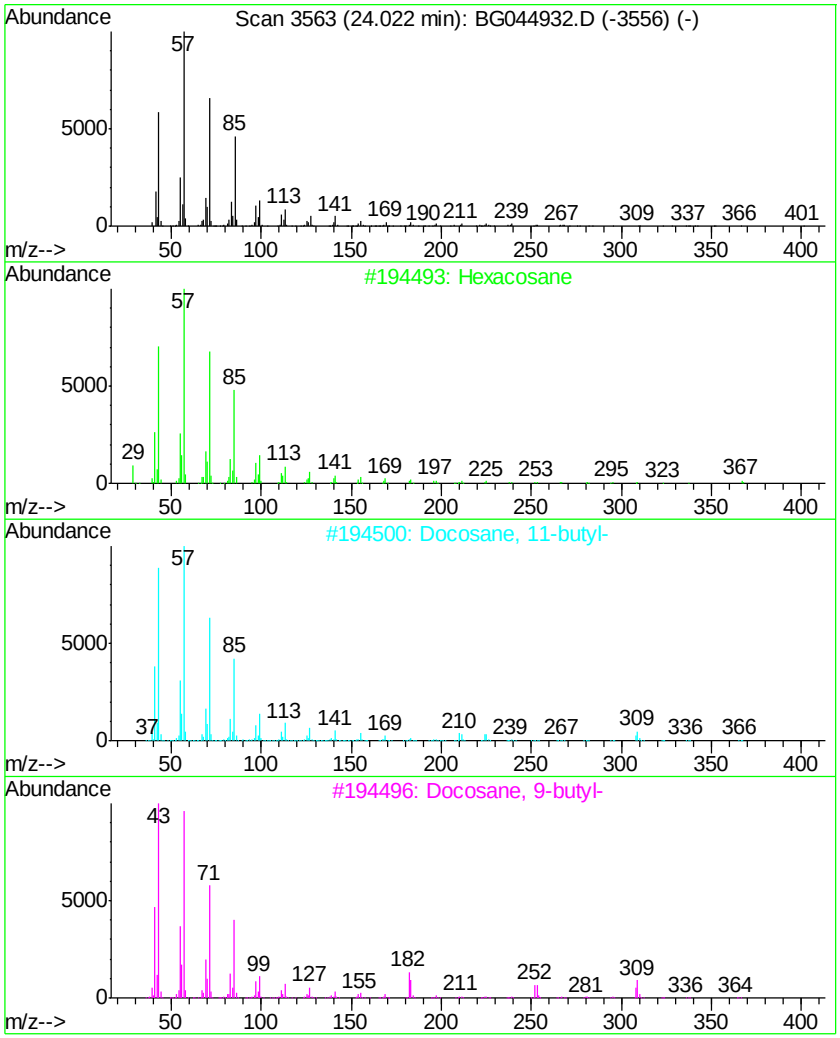

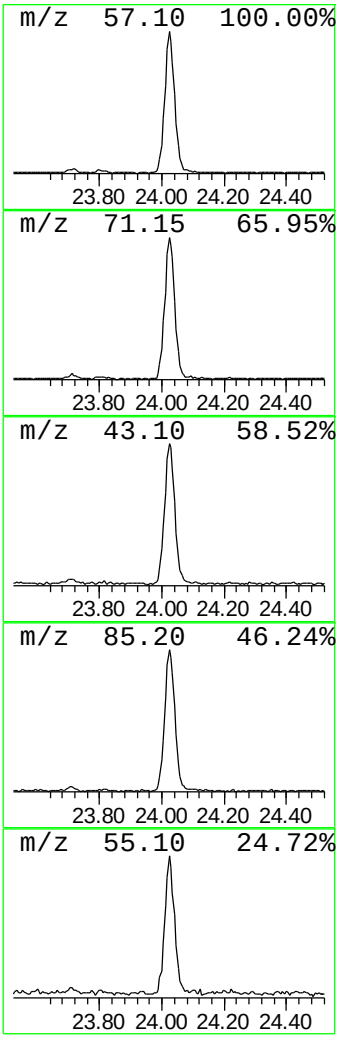

Library Search Compound Report

Data Path : Z:\SVOASRV\HPCHEM1\BNA G\DATA\BG032420\
Data File : BG044932.D
Acq On : 24 Mar 2020 16:09
Operator : CG/JU
Sample : L2011-04
Misc :
ALS Vial : 6 Sample Multiplier: 1

Instrument :
BNA_G
ClientSampleId :
GHD1-WC-C-01

Quant Method : Z:\SVOASRV\HPCHEM1\BNA_G\METHODS\8270-BG031020.M
Quant Title : ASP BNA STANDARDS FOR 5 POINT CALIBRATION

TIC Library : C:\Database\NIST11.L
TIC Integration Parameters: LSCINT.P

****

Peak Number 12 Nonadecane Concentration Rank 4

R.T.	EstConc	Area	Relative to ISTD	R.T.
24.98	15.73 ng	1051560	Perylene-d12	24.89

Hit# of 5	Tentative ID	MW	MolForm	CAS#	Qual
1	Nonadecane	268	C19H40	000629-92-5	94
2	Tetracosane	338	C24H50	000646-31-1	91
3	Heneicosane	296	C21H44	000629-94-7	87
4	Triacontane	422	C30H62	000638-68-6	87
5	Octadecane	254	C18H38	000593-45-3	83

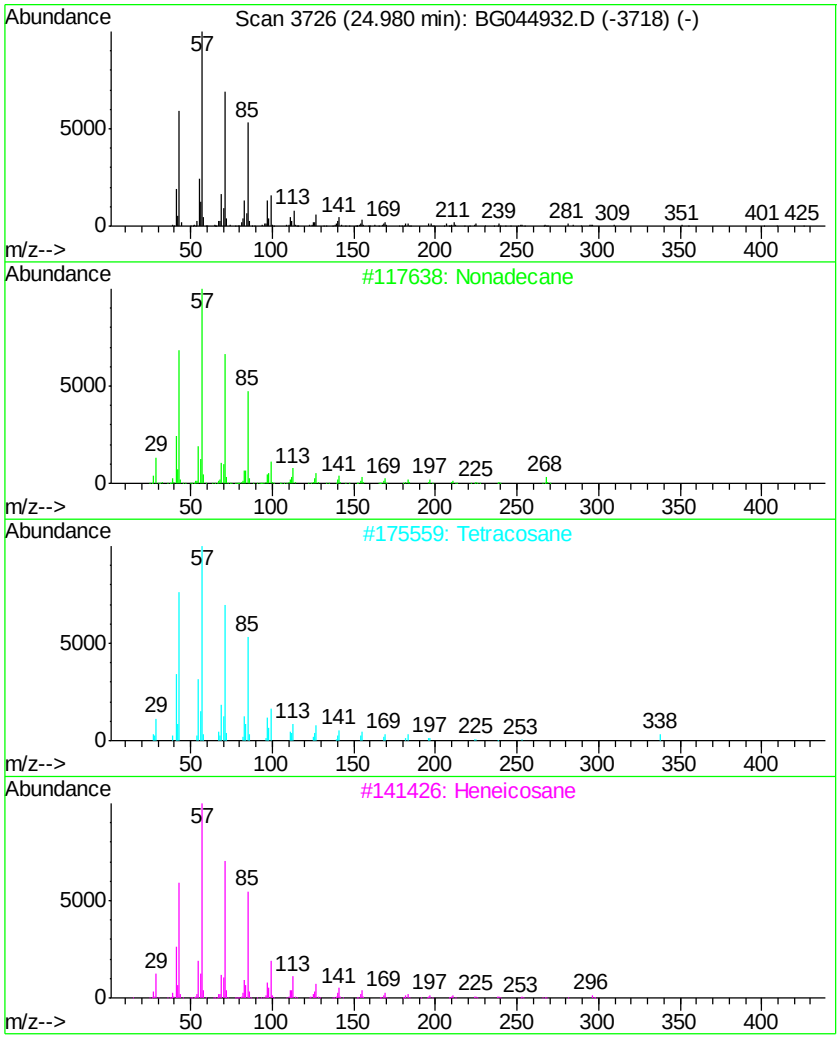

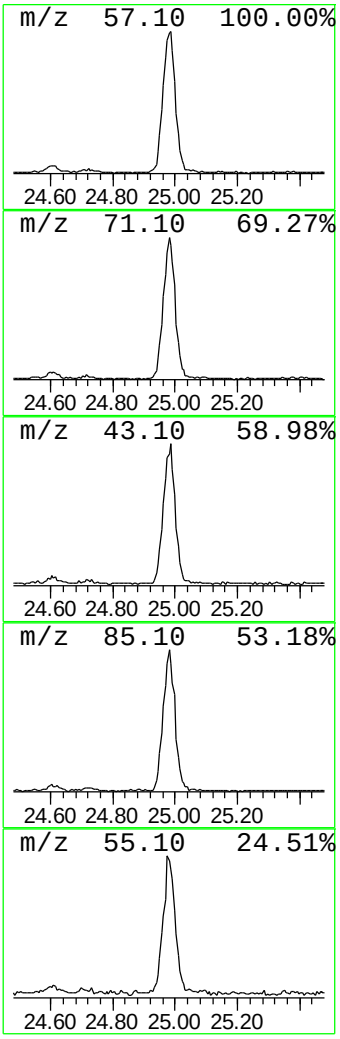

Library Search Compound Report

Data Path : Z:\SVOASRV\HPCHEM1\BNA G\DATA\BG032420\
Data File : BG044932.D
Acq On : 24 Mar 2020 16:09
Operator : CG/JU
Sample : L2011-04
Misc :
ALS Vial : 6 Sample Multiplier: 1

Instrument :
BNA_G
ClientSampleId :
GHD1-WC-C-01

Quant Method : Z:\SVOASRV\HPCHEM1\BNA_G\METHODS\8270-BG031020.M
Quant Title : ASP BNA STANDARDS FOR 5 POINT CALIBRATION

TIC Library : C:\Database\NIST11.L
TIC Integration Parameters: LSCINT.P

****

Peak Number 13 Eicosane Concentration Rank 6

R.T.	EstConc	Area	Relative to ISTD	R.T.
26.12	11.83 ng	790899	Perylene-d12	24.89

Hit# of 5	Tentative ID	MW	MolForm	CAS#	Qual
1	Eicosane	282	C20H42	000112-95-8	93
2	Octadecane, 2-methyl-	268	C19H40	001560-88-9	93
3	Octacosane	394	C28H58	000630-02-4	91
4	Tetratetracontane	619	C44H90	007098-22-8	91
5	2-methyloctacosane	408	C29H60	1000376-72-8	91

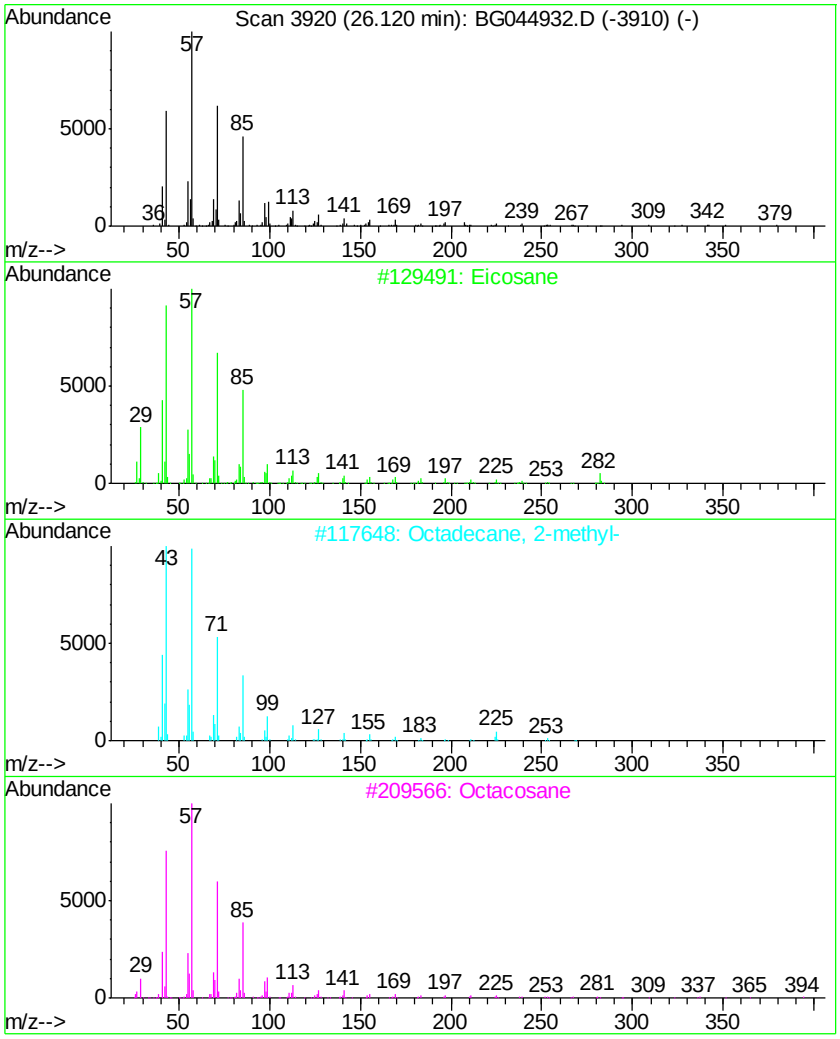

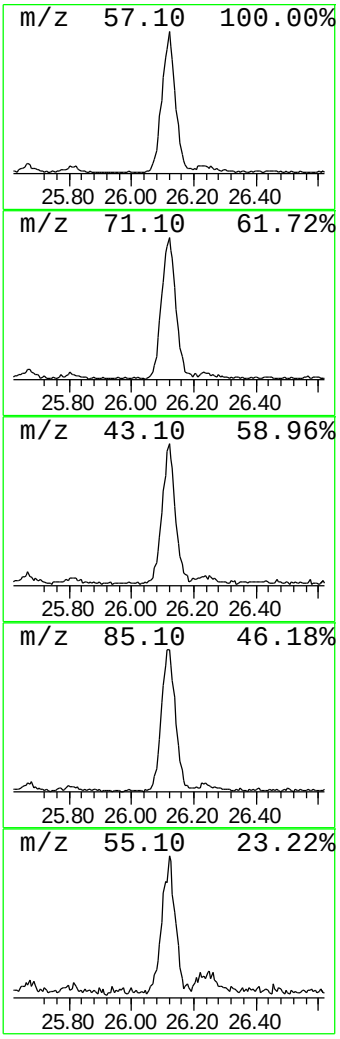

Library Search Compound Report

Data Path : Z:\SVOASRV\HPCHEM1\BNA G\DATA\BG032420\
Data File : BG044932.D
Acq On : 24 Mar 2020 16:09
Operator : CG/JU
Sample : L2011-04
Misc :
ALS Vial : 6 Sample Multiplier: 1

Instrument :
BNA_G
ClientSampleId :
GHD1-WC-C-01

Quant Method : Z:\SVOASRV\HPCHEM1\BNA_G\METHODS\8270-BG031020.M
Quant Title : ASP BNA STANDARDS FOR 5 POINT CALIBRATION

TIC Library : C:\Database\NIST11.L
TIC Integration Parameters: LSCINT.P

****

Peak Number 14 Pentadecane Concentration Rank 12

R.T.	EstConc	Area	Relative to ISTD	R.T.
27.48	7.14 ng	477319	Perylene-d12	24.89

Hit# of 5	Tentative ID	MW	MolForm	CAS#	Qual
1	Tetradecane	198	C14H30	000629-59-4	95
2	Pentadecane	212	C15H32	000629-62-9	94
3	Tetratetracontane	619	C44H90	007098-22-8	90
4	Heneicosane	296	C21H44	000629-94-7	90
5	Octacosane	394	C28H58	000630-02-4	87

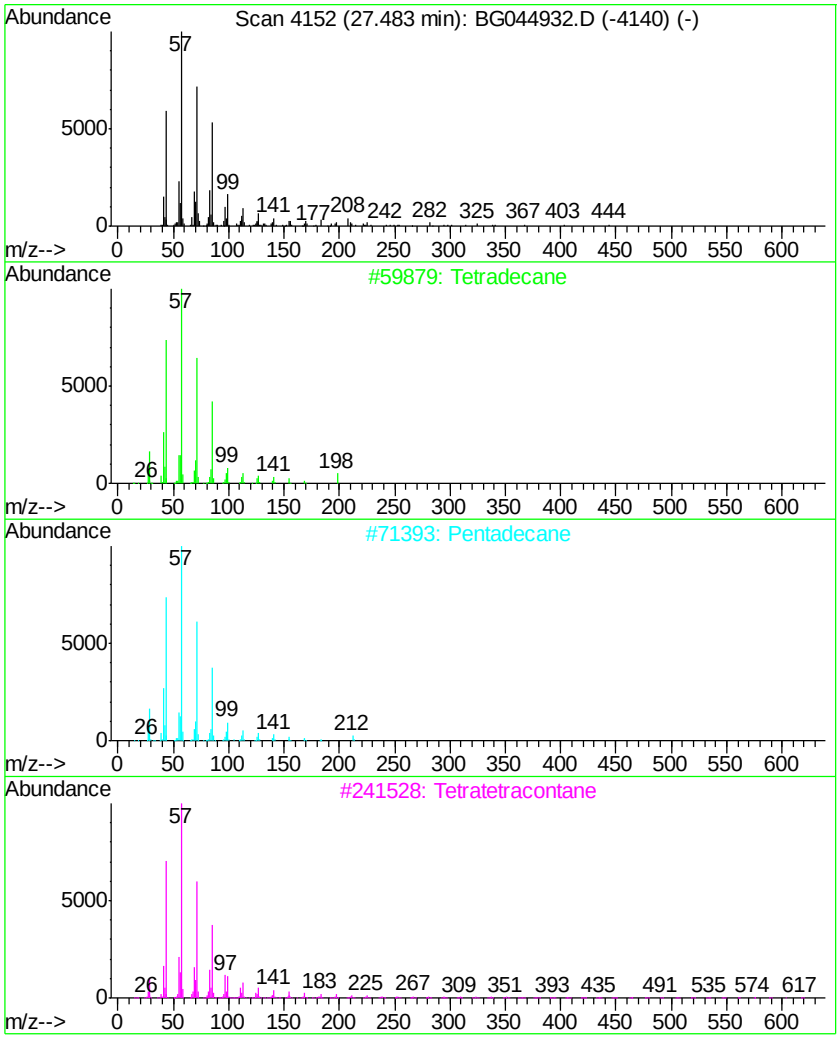

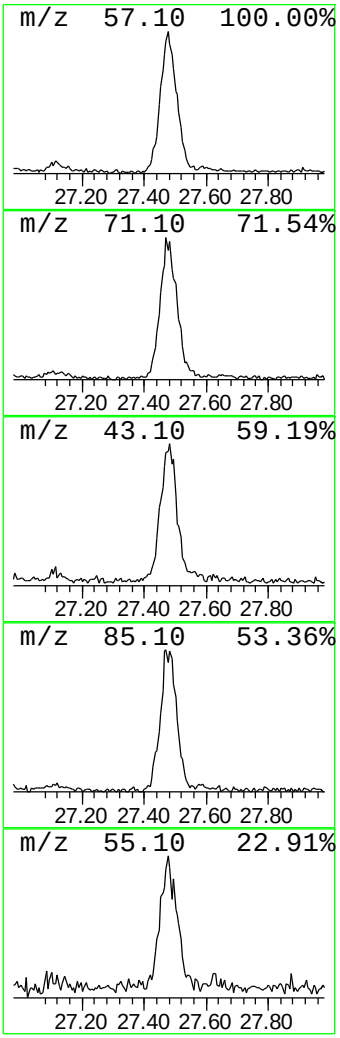

Tentatively Identified Compound (LSC) summary

Data Path : Z:\SVOASRV\HPCHEM1\BNA_G\DATA\BG032420\
Data File : BG044932.D
Acq On : 24 Mar 2020 16:09
Operator : CG/JU
Sample : L2011-04
Misc :
ALS Vial : 6 Sample Multiplier: 1

Instrument :
BNA_G
ClientSampleId :
GHD1-WC-C-01

Quant Method : Z:\SVOASRV\HPCHEM1\BNA_G\METHODS\8270-BG031020.M
Quant Title : ASP BNA STANDARDS FOR 5 POINT CALIBRATION

TIC Library : C:\Database\NIST11.L
TIC Integration Parameters: LSCINT.P

TIC Top Hit name	RT	EstConc	Units	Response	Internal Standard #	RT	Resp	Conc
Butane, 2-methoxy...	3.22	9.3	ng	227046	1	8.04	486176	20.0
n-Hexadecanoic acid	18.32	11.8	ng	669704	4	17.42	1139160	20.0
Octadecanoic acid	19.59	5.1	ng	336094	5	21.68	1311190	20.0
Tridecane	21.35	8.3	ng	546963	5	21.68	1311190	20.0
Hexacosane	21.91	7.6	ng	498612	5	21.68	1311190	20.0
Heptacosane	22.52	12.6	ng	826068	5	21.68	1311190	20.0
Tetracosane	23.22	16.2	ng	1060680	5	21.68	1311190	20.0
Docosane, 11-butyl-	24.02	16.6	ng	1113580	6	24.89	1337400	20.0
Nonadecane	24.98	15.7	ng	1051560	6	24.89	1337400	20.0
Eicosane	26.12	11.8	ng	790899	6	24.89	1337400	20.0
Pentadecane	27.48	7.1	ng	477319	6	24.89	1337400	20.0