

Data Path : Z:\SVOASRV\HPCHEM1\BNA_G\DATA\BG051119\
 Data File : BG040876.D
 Acq On : 11 May 2019 16:41
 Operator : HP/JU
 Sample : PB119645BL
 Misc :
 ALS Vial : 5 Sample Multiplier: 1

Instrument :
 BNA_G
 ClientSampleId :
 PB119645BL

Quant Time: May 12 04:57:50 2019
 Quant Method : Z:\SVOASRV\HPCHEM1\BNA_G\METHODS\8270-BG042319.M
 Quant Title : ASP BNA STANDARDS FOR 5 POINT CALIBRATION
 QLast Update : Wed Apr 24 05:35:33 2019
 Response via : Initial Calibration

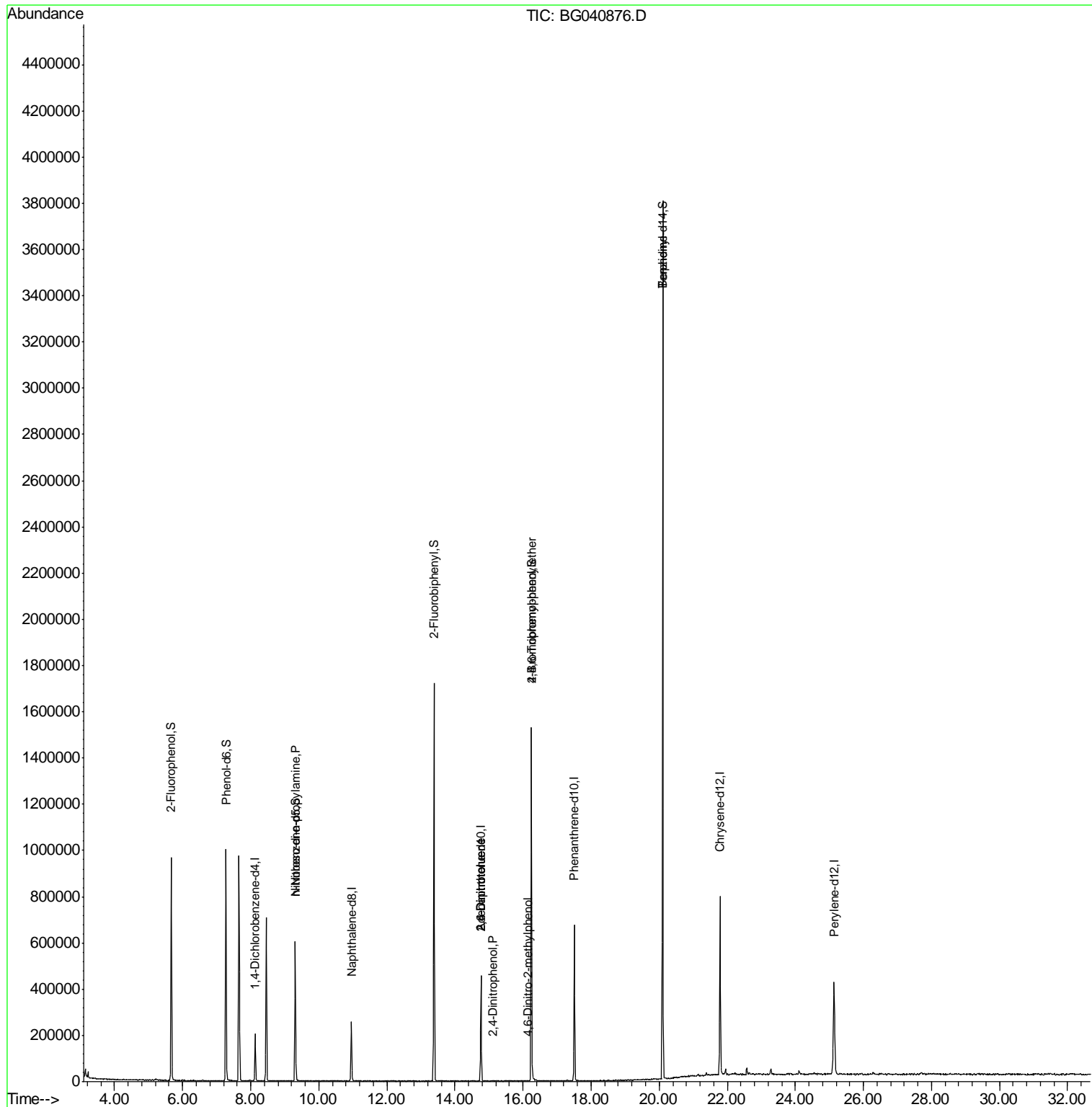
Internal Standards	R.T.	QIon	Response	Conc	Units	Dev(Min)
1) 1,4-Dichlorobenzene-d4	8.13	152	50165	20.00	ng	-0.02
21) Naphthalene-d8	10.96	136	204281	20.00	ng	-0.03
39) Acenaphthene-d10	14.76	164	152392	20.00	ng	-0.03
64) Phenanthrene-d10	17.51	188	417155	20.00	ng	-0.03
76) Chrysene-d12	21.79	240	464240	20.00	ng	-0.04
87) Perylene-d12	25.13	264	480532	20.00	ng	-0.07
System Monitoring Compounds						
5) 2-Fluorophenol	5.67	112	367495	129.14	ng	-0.02
7) Phenol-d6	7.27	99	525119	119.84	ng	-0.02
23) Nitrobenzene-d5	9.31	82	356027	80.53	ng	-0.03
42) 2,4,6-Tribromophenol	16.25	330	291028	138.94	ng	-0.02
45) 2-Fluorobiphenyl	13.39	172	847435	80.31	ng	-0.03
79) Terphenyl-d14	20.10	244	1699916	81.12	ng	-0.03
Target Compounds						
9) Benzaldehyde	7.28	77	1033	Below Cal		# 6
19) n-Nitroso-di-n-propylamine	9.31	70	51810	13.135	ng	# 75
51) 2,6-Dinitrotoluene	14.76	165	20173	8.107	ng	# 16
54) 2,4-Dinitrophenol	15.11	184	53	7.049	ng	# 21
57) 2,4-Dinitrotoluene	14.76	165	20173	5.966	ng	# 18
65) 4,6-Dinitro-2-methylphenol	16.13	198	58	7.125	ng	# 28
67) 4-Bromophenyl-phenylether	16.25	248	21145	4.069	ng	# 1
77) Benzidine	20.10	184	30162	2.373	ng	# 93

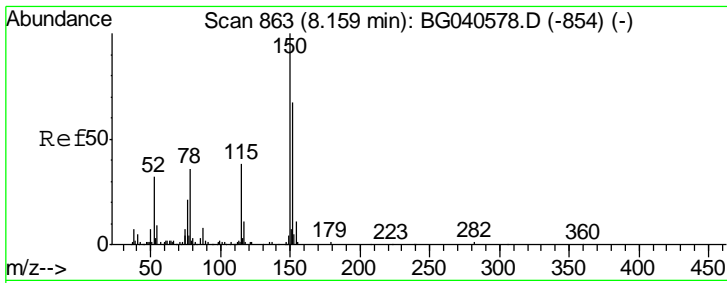
(#) = qualifier out of range (m) = manual integration (+) = signals summed

Data Path : Z:\SVOASRV\HPCHEM1\BNA_G\DATA\BG051119\
 Data File : BG040876.D
 Acq On : 11 May 2019 16:41
 Operator : HP/JU
 Sample : PB119645BL
 Misc :
 ALS Vial : 5 Sample Multiplier: 1

Instrument :
 BNA_G
 ClientSampleID :
 PB119645BL

Quant Time: May 12 04:57:50 2019
 Quant Method : Z:\SVOASRV\HPCHEM1\BNA_G\METHODS\8270-BG042319.M
 Quant Title : ASP BNA STANDARDS FOR 5 POINT CALIBRATION
 QLast Update : Wed Apr 24 05:35:33 2019
 Response via : Initial Calibration

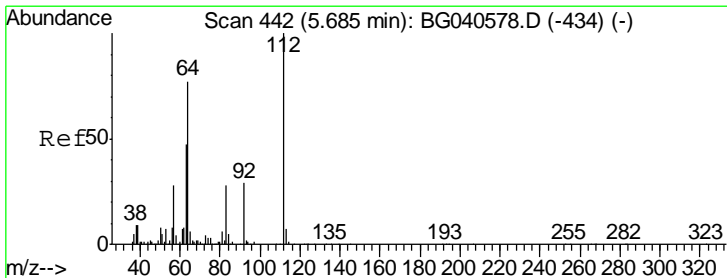
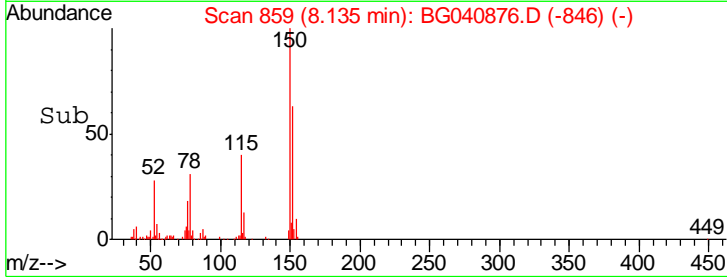
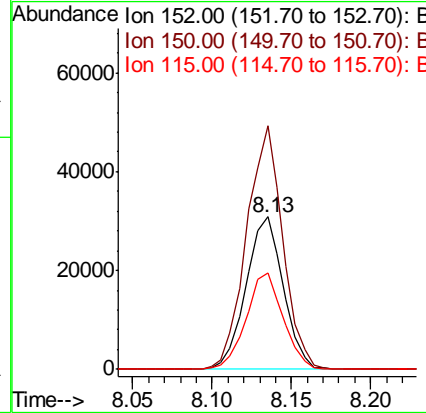
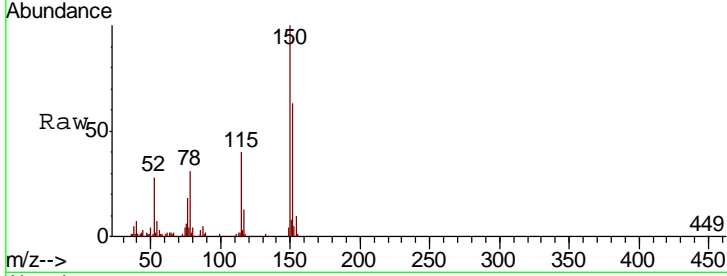




#1
 1,4-Dichlorobenzene-d4
 Concen: 20.000 ng
 RT: 8.13 min Scan# 859
 Delta R.T. -0.02 min
 Lab File: BG040876.D
 Acq: 11 May 2019 16:41

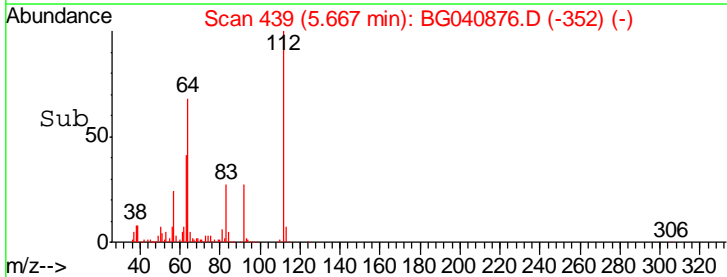
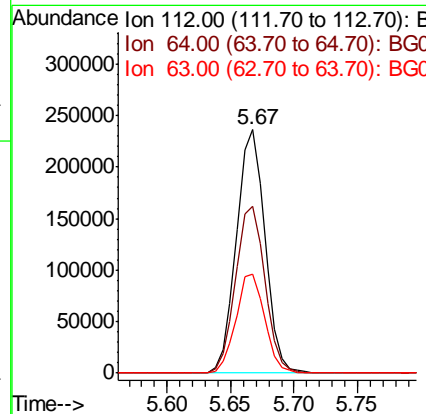
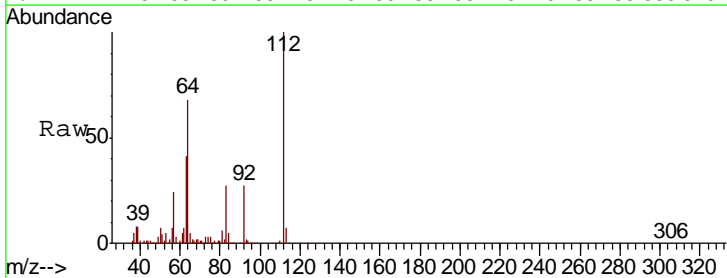
Instrument :
 BNA_G
 ClientSampled :
 PB119645BL

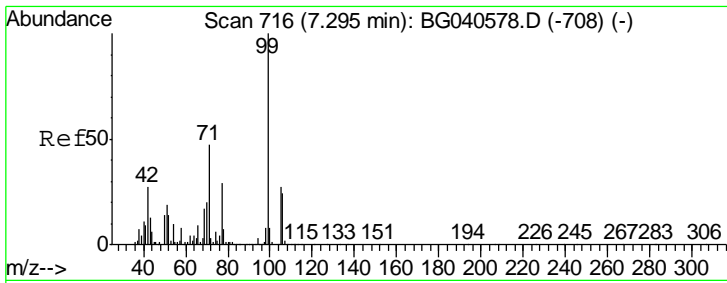
Tgt Ion	Resp	Lower	Upper
152	100		
150	160.0	120.2	180.2
115	63.5	46.2	69.2



#5
 2-Fluorophenol
 Concen: 129.135 ng
 RT: 5.67 min Scan# 439
 Delta R.T. -0.02 min
 Lab File: BG040876.D
 Acq: 11 May 2019 16:41

Tgt Ion	Resp	Lower	Upper
112	100		
64	68.3	61.4	92.0
63	40.9	37.8	56.6

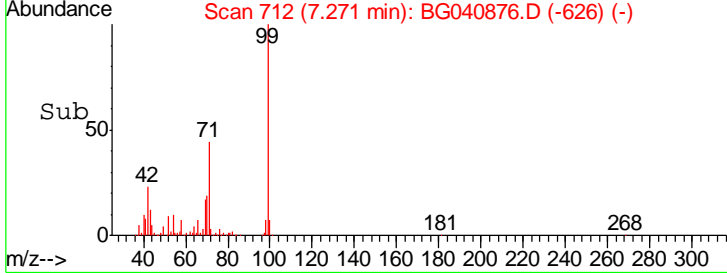
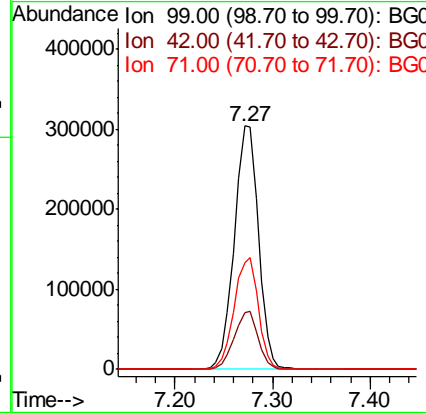
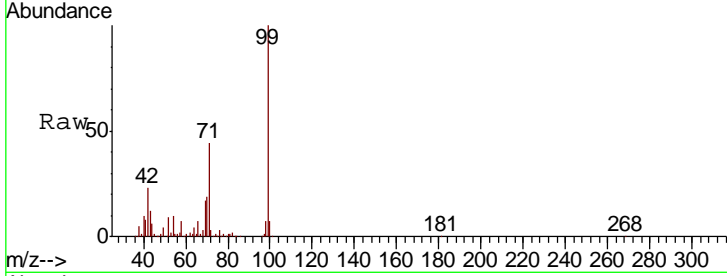




#7
 Phenol-d6
 Concen: 119.842 ng
 RT: 7.27 min Scan# 712
 Delta R.T. -0.02 min
 Lab File: BG040876.D
 Acq: 11 May 2019 16:41

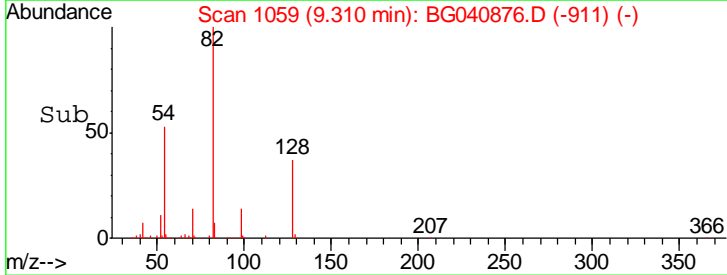
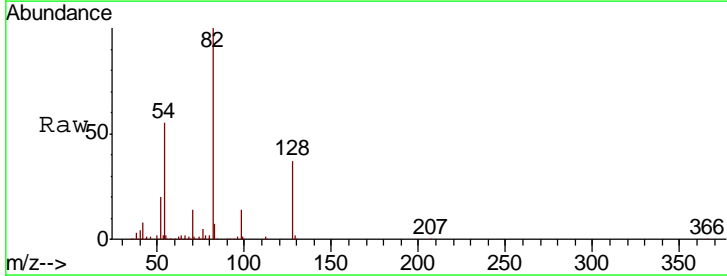
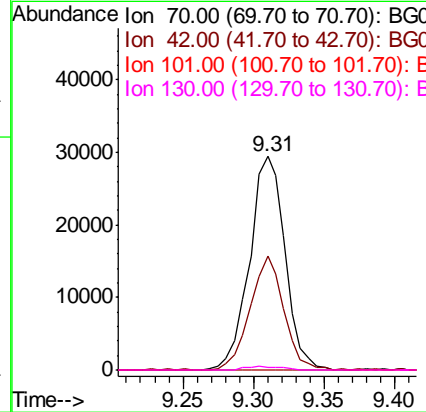
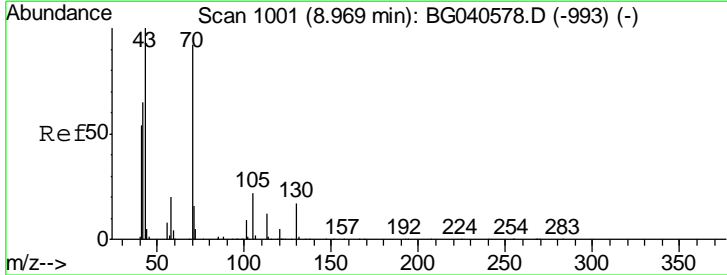
Instrument :
 BNA_G
 ClientSampleId :
 PB119645BL

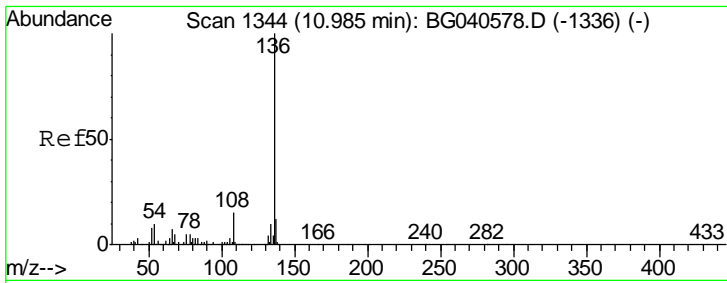
Tgt Ion	Resp	Lower	Upper
99	525119		
42	23.4	21.8	32.8
71	43.9	38.6	57.8



#19
 n-Nitroso-di-n-propylamine
 Concen: 13.135 ng
 RT: 9.31 min Scan# 1059
 Delta R.T. 0.34 min
 Lab File: BG040876.D
 Acq: 11 May 2019 16:41

Tgt Ion	Resp	Lower	Upper
70	51810		
42	53.5	57.1	85.7#
101	0.0	7.8	11.8#
130	1.5	14.6	21.8#

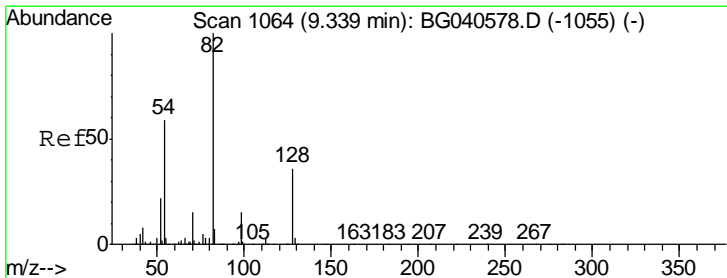
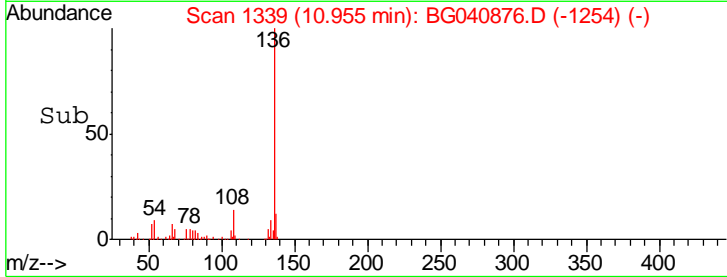
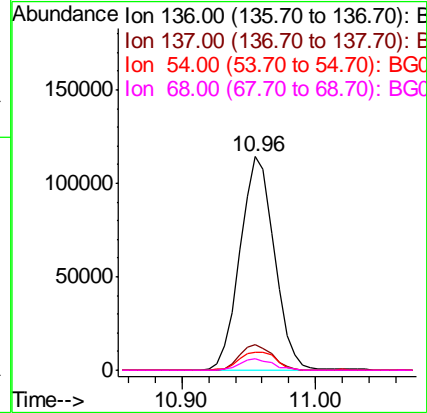
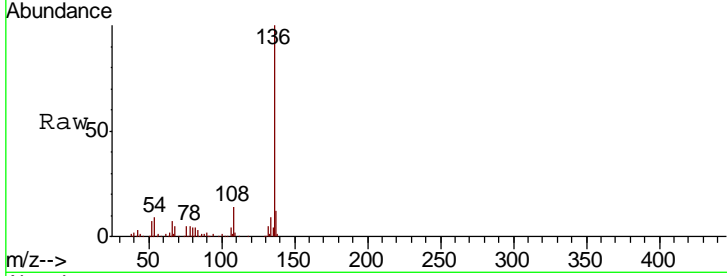




#21
 Naphthalene-d8
 Concen: 20.000 ng
 RT: 10.96 min Scan# 1339
 Delta R.T. -0.03 min
 Lab File: BG040876.D
 Acq: 11 May 2019 16:41

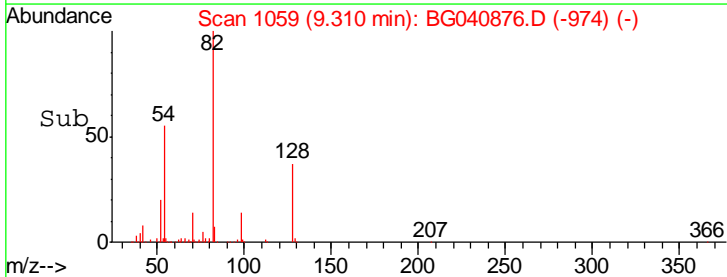
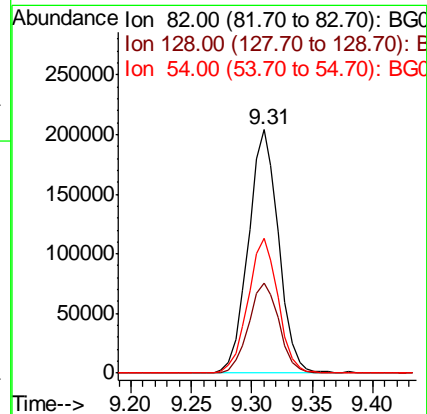
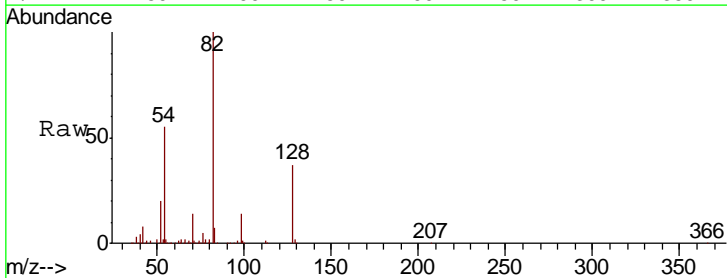
Instrument :
 BNA_G
 ClientSampled :
 PB119645BL

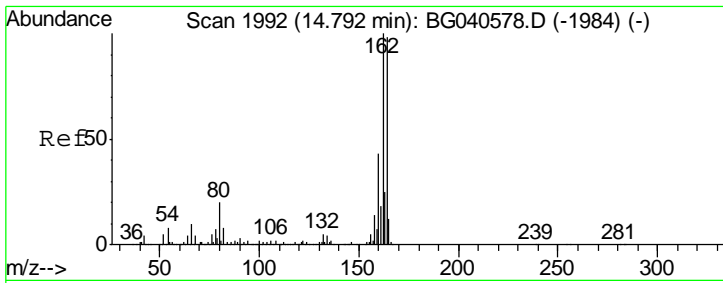
Tgt Ion	Resp	Lower	Upper
136	100		
137	12.2	9.7	14.5
54	8.5	8.6	12.8#
68	5.3	4.8	7.2



#23
 Nitrobenzene-d5
 Concen: 80.530 ng
 RT: 9.31 min Scan# 1059
 Delta R.T. -0.03 min
 Lab File: BG040876.D
 Acq: 11 May 2019 16:41

Tgt Ion	Resp	Lower	Upper
82	100		
128	37.2	28.9	43.3
54	55.1	47.2	70.8

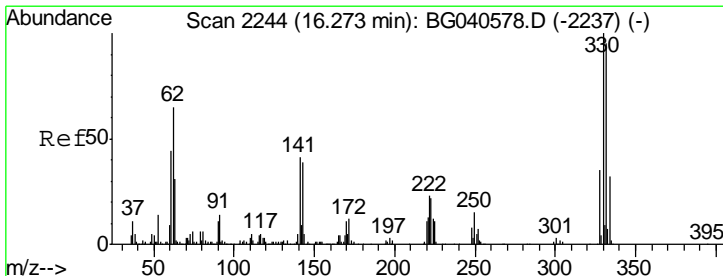
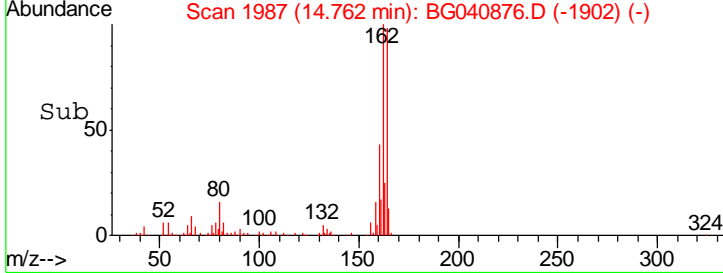
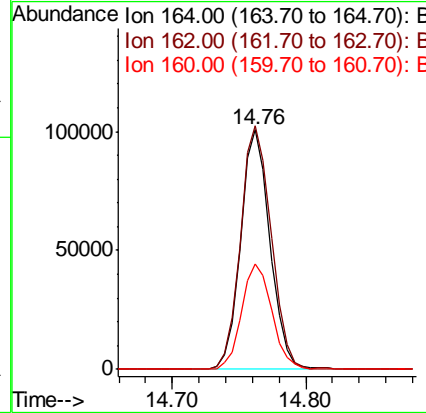
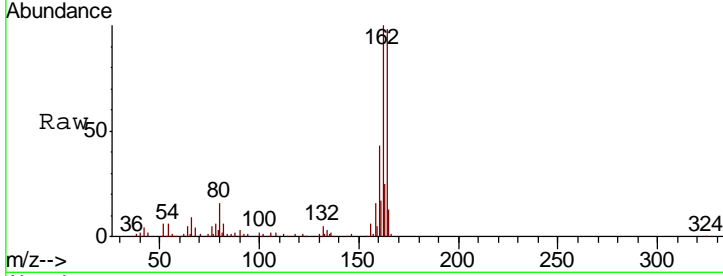




#39
 Acenaphthene-d10
 Concen: 20.000 ng
 RT: 14.76 min Scan# 1987
 Delta R.T. -0.03 min
 Lab File: BG040876.D
 Acq: 11 May 2019 16:41

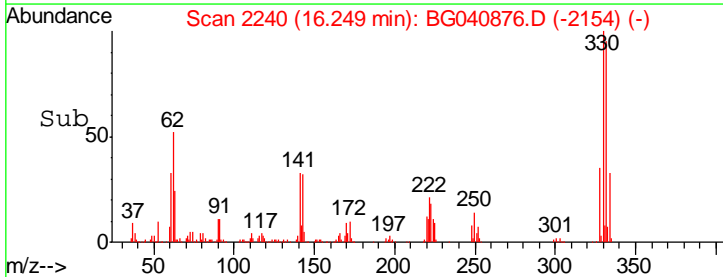
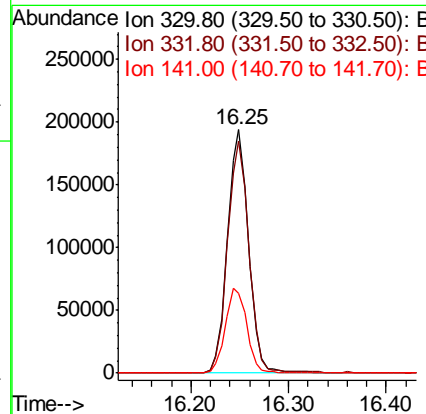
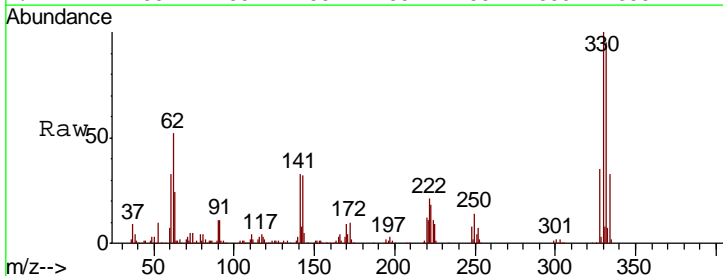
Instrument :
 BNA_G
 ClientSampled :
 PB119645BL

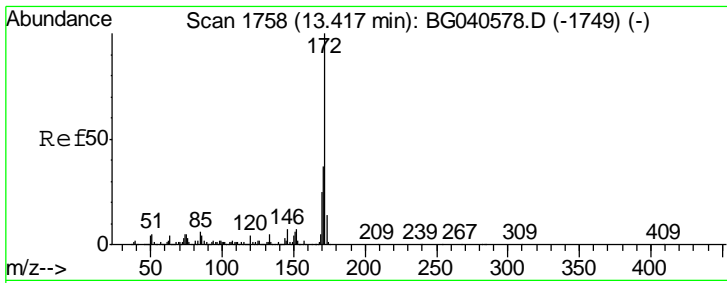
Tgt Ion	Resp	Lower	Upper
164	100		
162	101.6	81.9	122.9
160	43.9	35.4	53.2



#42
 2,4,6-Tribromophenol
 Concen: 138.938 ng
 RT: 16.25 min Scan# 2240
 Delta R.T. -0.02 min
 Lab File: BG040876.D
 Acq: 11 May 2019 16:41

Tgt Ion	Resp	Lower	Upper
330	100		
332	96.6	75.9	113.9
141	35.3	32.4	48.6

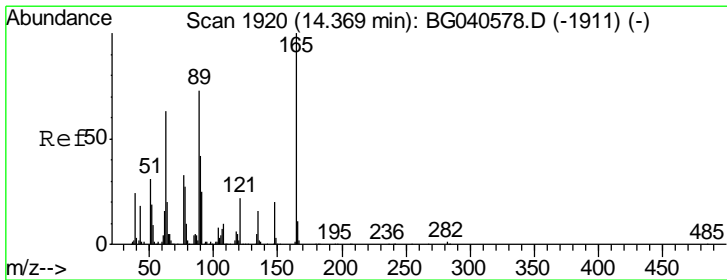
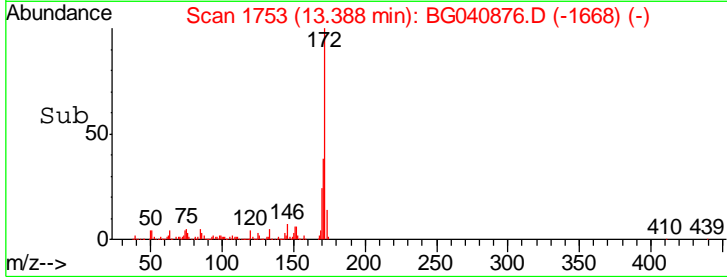
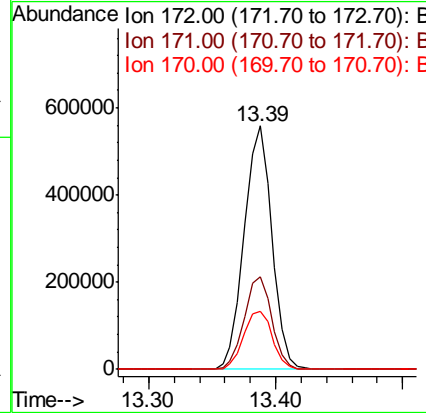
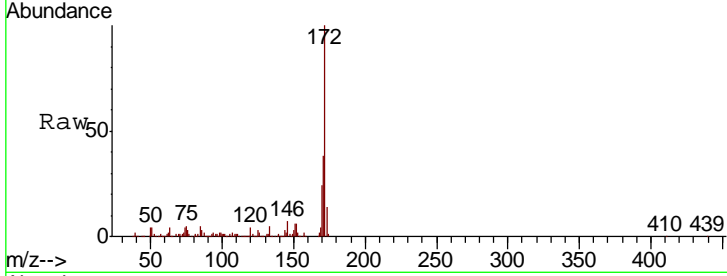




#45
 2-Fluorobiphenyl
 Concen: 80.310 ng
 RT: 13.39 min Scan# 1753
 Delta R.T. -0.03 min
 Lab File: BG040876.D
 Acq: 11 May 2019 16:41

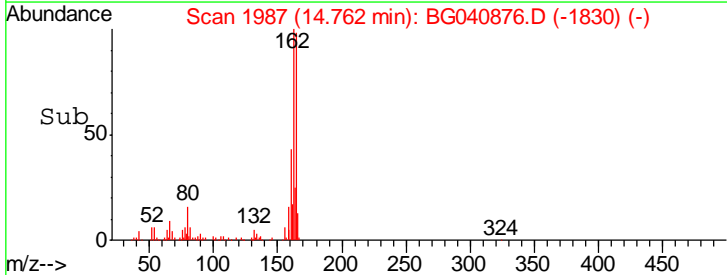
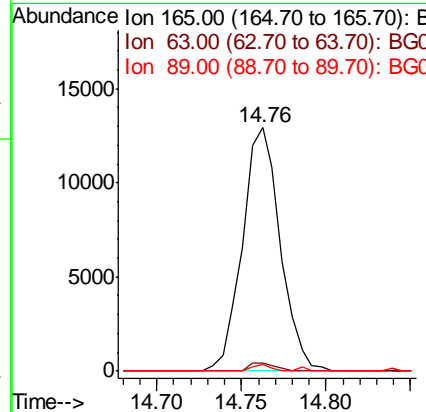
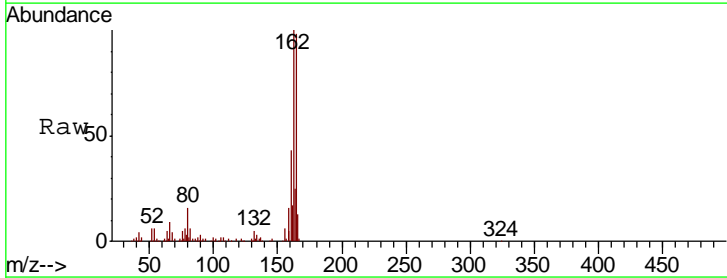
Instrument :
 BNA_G
 ClientSampled :
 PB119645BL

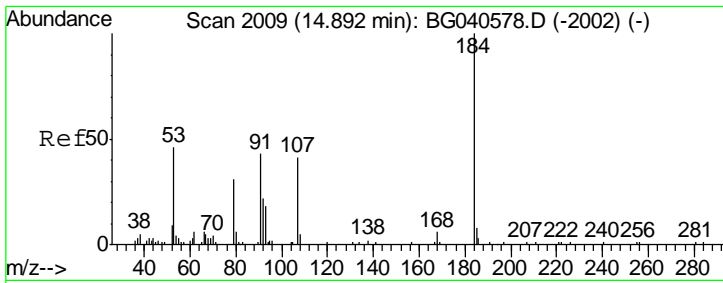
Tgt Ion	Resp	Lower	Upper
172	100		
171	38.1	29.4	44.2
170	24.1	19.9	29.9



#51
 2,6-Dinitrotoluene
 Concen: 8.107 ng
 RT: 14.76 min Scan# 1987
 Delta R.T. 0.39 min
 Lab File: BG040876.D
 Acq: 11 May 2019 16:41

Tgt Ion	Resp	Lower	Upper
165	100		
63	3.5	61.0	91.4#
89	2.7	58.6	87.8#

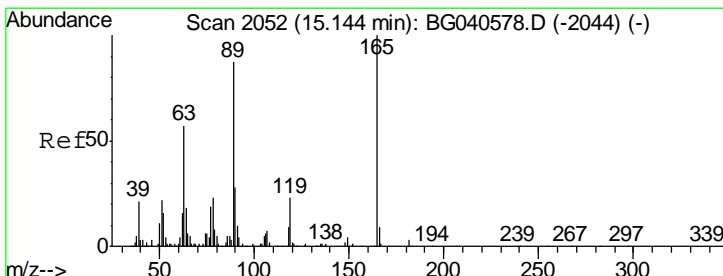
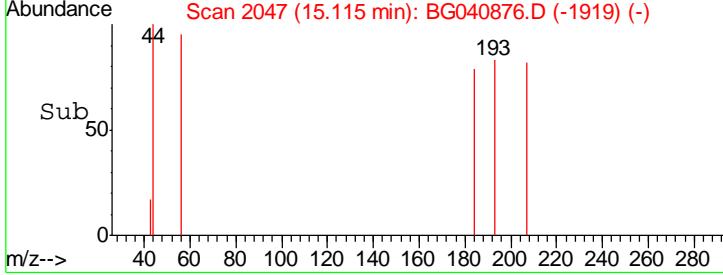
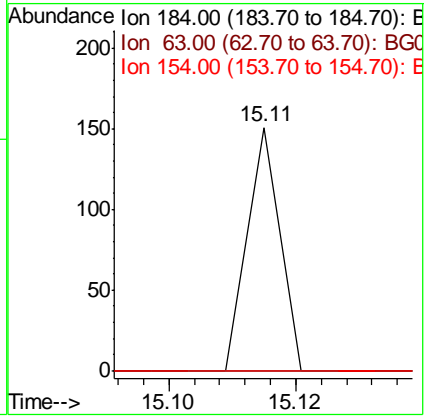
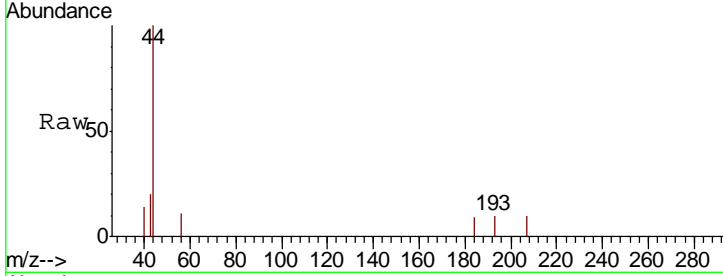




#54
 2,4-Dinitrophenol
 Concen: 7.049 ng
 RT: 15.11 min Scan# 2047
 Delta R.T. 0.22 min
 Lab File: BG040876.D
 Acq: 11 May 2019 16:41

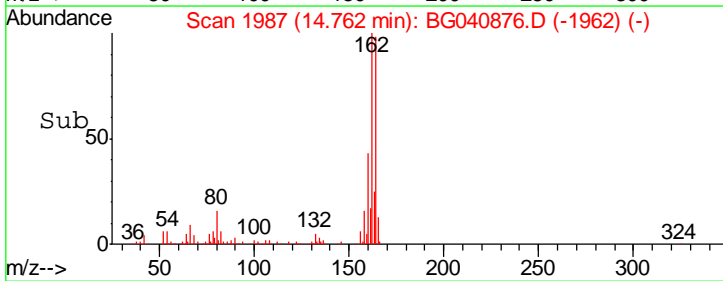
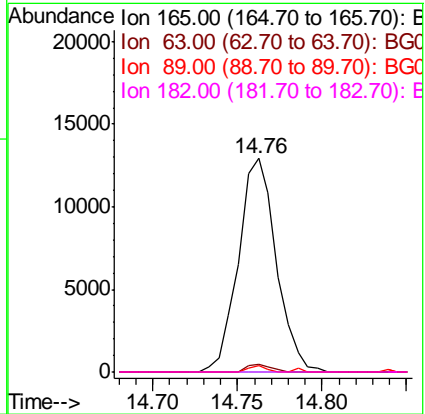
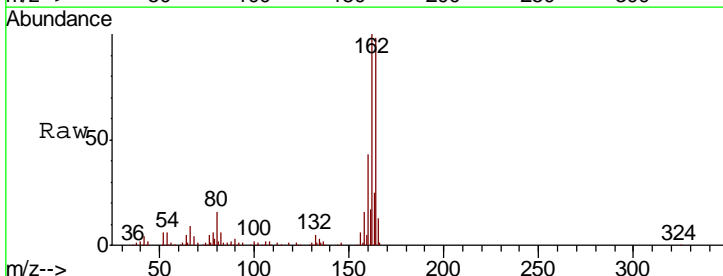
Instrument : BNA_G
 ClientSampleId : PB119645BL

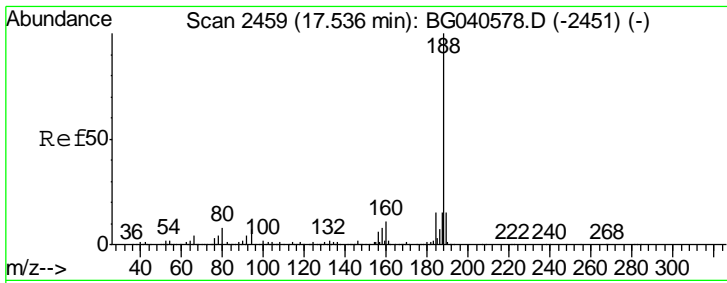
Tgt Ion	Resp	Lower	Upper
184	100		
63	0.0	51.8	77.6#
154	0.0	43.6	65.4#



#57
 2,4-Dinitrotoluene
 Concen: 5.966 ng
 RT: 14.76 min Scan# 1987
 Delta R.T. -0.38 min
 Lab File: BG040876.D
 Acq: 11 May 2019 16:41

Tgt Ion	Resp	Lower	Upper
165	100		
63	3.5	45.8	68.8#
89	2.7	69.4	104.2#
182	0.0	2.2	3.4#

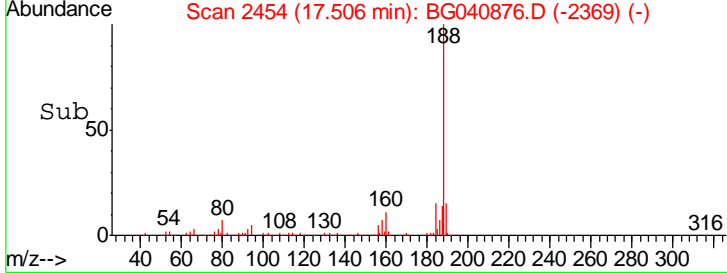
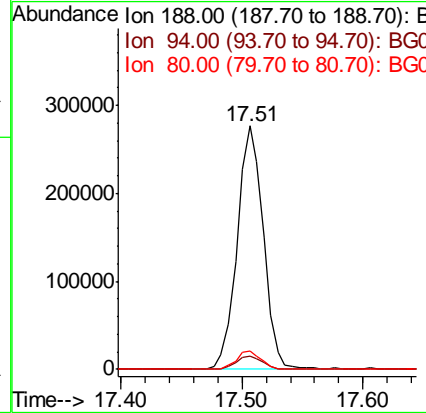
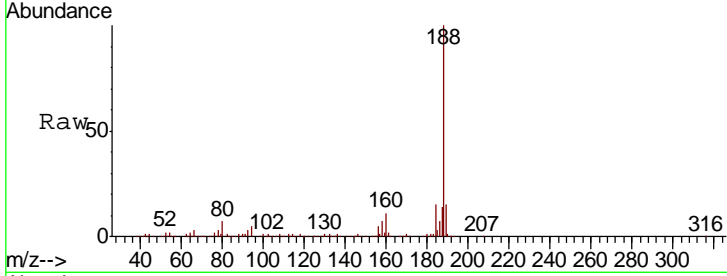




#64
 Phenanthrene-d10
 Concen: 20.000 ng
 RT: 17.51 min Scan# 2454
 Delta R.T. -0.03 min
 Lab File: BG040876.D
 Acq: 11 May 2019 16:41

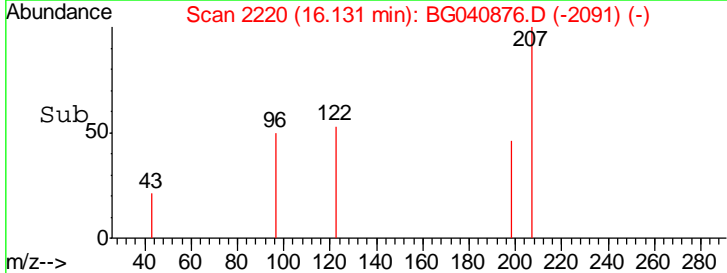
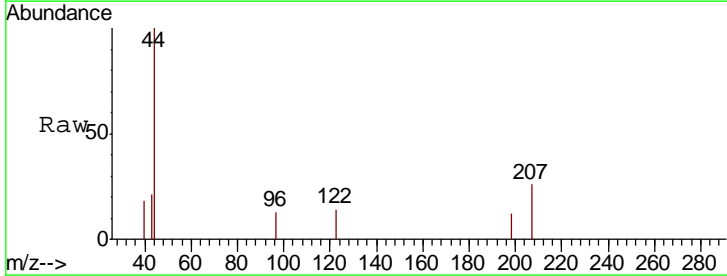
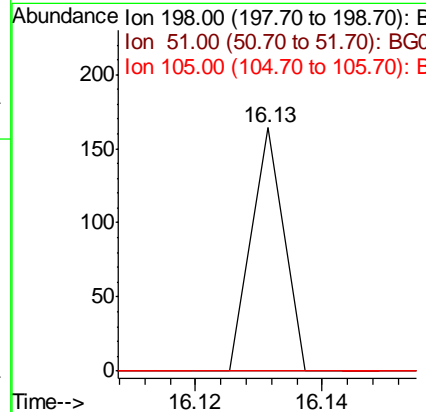
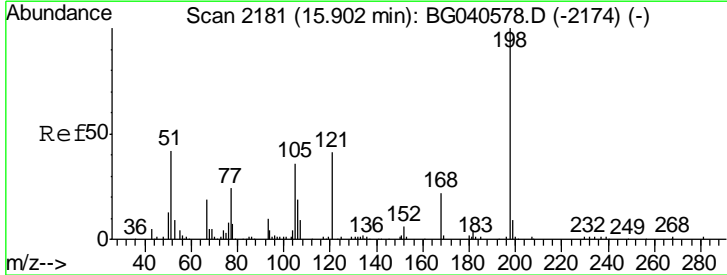
Instrument :
 BNA_G
 ClientSampled :
 PB119645BL

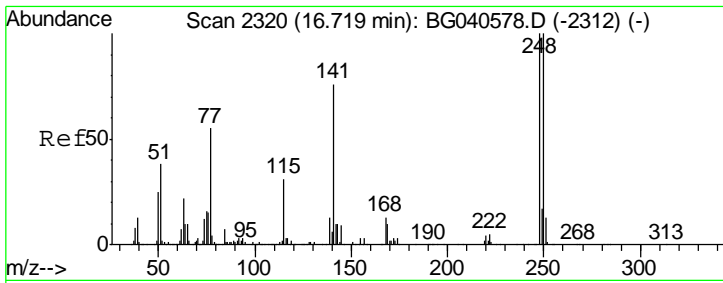
Tgt Ion	Resp	Lower	Upper
188	100		
94	5.3	5.6	8.4#
80	7.4	6.4	9.6



#65
 4,6-Dinitro-2-methylphenol
 Concen: 7.125 ng
 RT: 16.13 min Scan# 2220
 Delta R.T. 0.23 min
 Lab File: BG040876.D
 Acq: 11 May 2019 16:41

Tgt Ion	Resp	Lower	Upper
198	100		
51	0.0	35.9	75.9#
105	0.0	21.2	61.2#

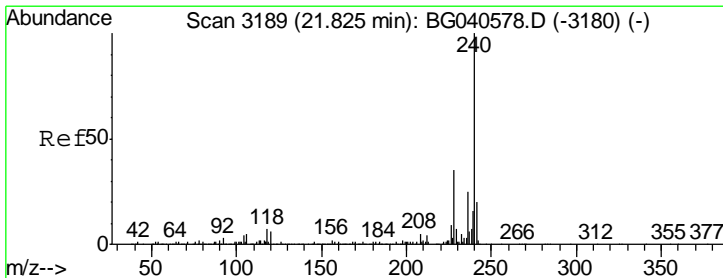
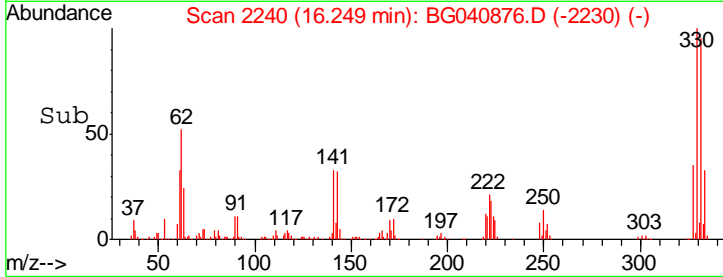
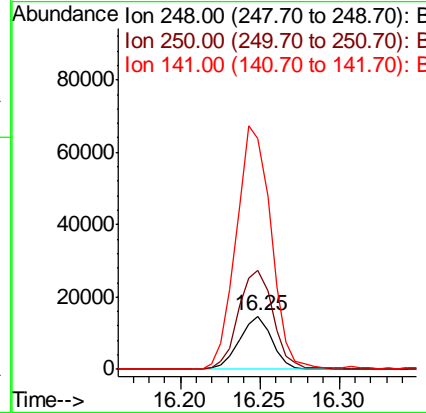
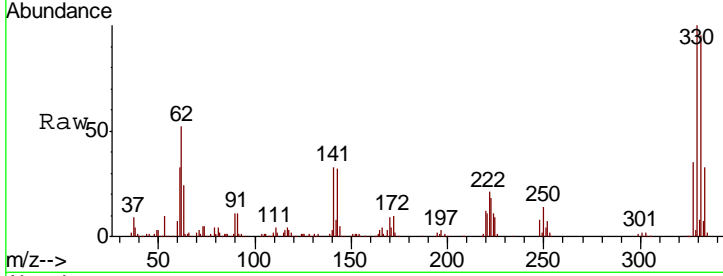




#67
 4-Bromophenyl-phenylether
 Concen: 4.069 ng
 RT: 16.25 min Scan# 2240
 Delta R.T. -0.47 min
 Lab File: BG040876.D
 Acq: 11 May 2019 16:41

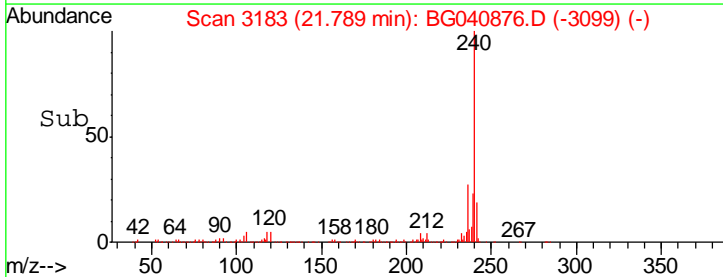
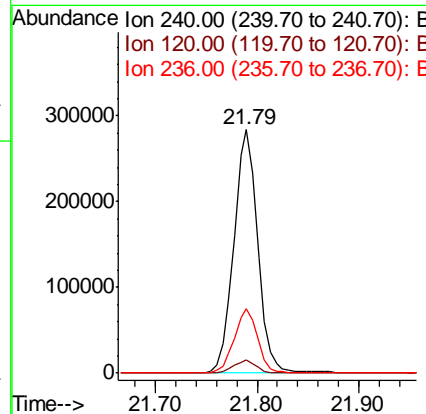
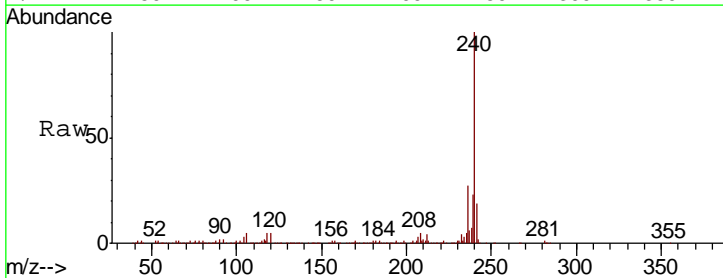
Instrument :
 BNA_G
ClientSampled :
 PB119645BL

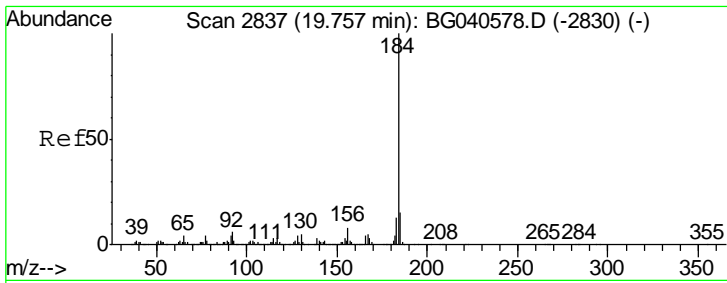
Tgt Ion	Resp	Lower	Upper
248	100		
250	186.2	79.8	119.6#
141	434.0	60.8	91.2#



#76
 Chrysene-d12
 Concen: 20.000 ng
 RT: 21.79 min Scan# 3183
 Delta R.T. -0.04 min
 Lab File: BG040876.D
 Acq: 11 May 2019 16:41

Tgt Ion	Resp	Lower	Upper
240	100		
120	5.3	5.0	7.6
236	26.6	20.3	30.5

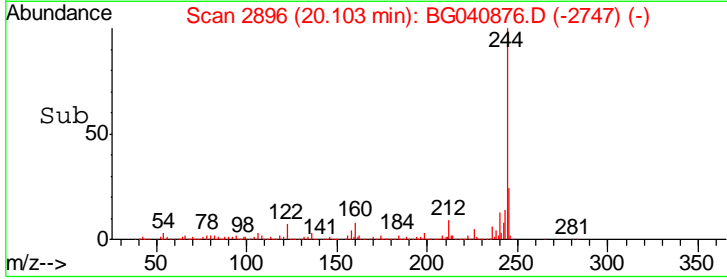
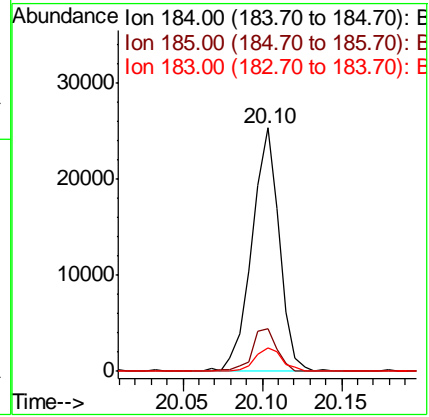
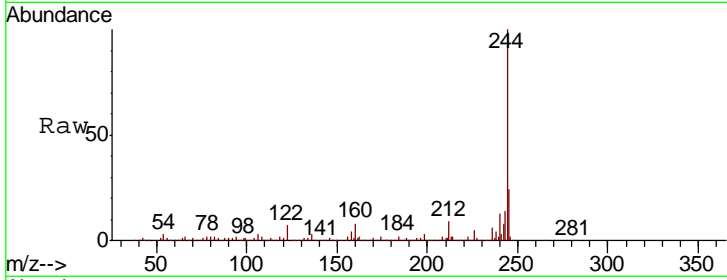




#77
 Benzidine
 Concen: 2.373 ng
 RT: 20.10 min Scan# 2896
 Delta R.T. 0.35 min
 Lab File: BG040876.D
 Acq: 11 May 2019 16:41


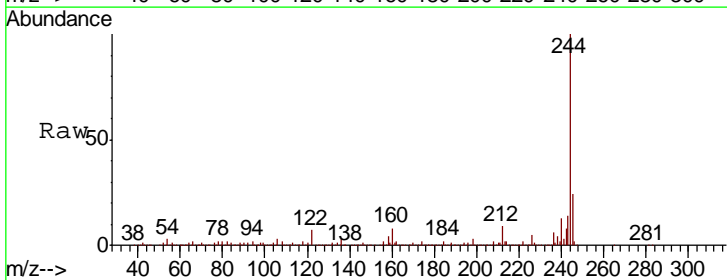
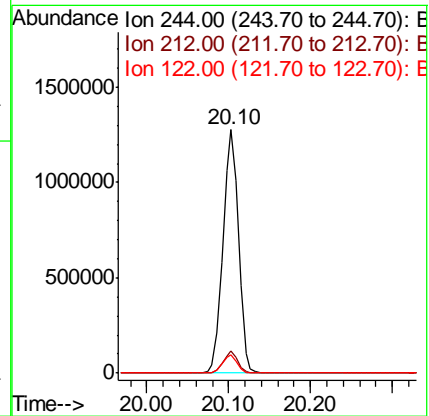
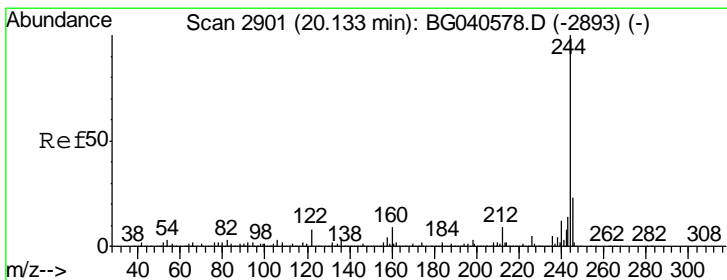
Instrument :
 BNA_G
 ClientSampled :
 PB119645BL

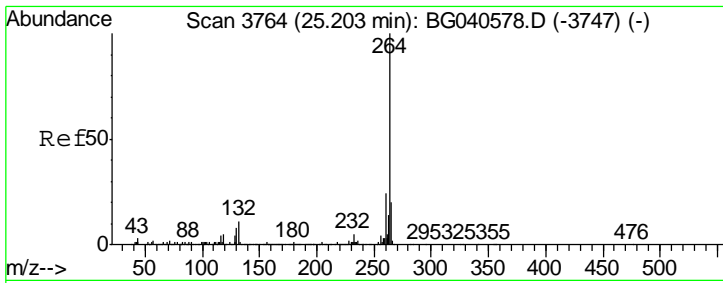
Tgt Ion	Resp	Lower	Upper
184	100		
185	17.5	11.8	17.8
183	9.7	10.2	15.2#



#79
 Terphenyl-d14
 Concen: 81.123 ng
 RT: 20.10 min Scan# 2896
 Delta R.T. -0.03 min
 Lab File: BG040876.D
 Acq: 11 May 2019 16:41

Tgt Ion	Resp	Lower	Upper
244	100		
212	9.0	7.2	10.8
122	7.4	6.6	10.0





#87
 Perylene-d12
 Concen: 20.000 ng
 RT: 25.13 min Scan# 3752
 Delta R.T. -0.07 min
 Lab File: BG040876.D
 Acq: 11 May 2019 16:41

Instrument :
 BNA_G
 ClientSampleId :
 PB119645BL

Tgt Ion: 264 Resp: 480532

Ion	Ratio	Lower	Upper
264	100		
260	21.9	19.2	28.8
265	22.0	16.6	25.0

