LSC Area Percent Report

Data Path : Z:\SVOASRV\HPCHEM1\BNA G\DATA\BG051220\
Data File : BG045349.D
Acq On : 13 May 2020 5:43
Operator : CG/JU
Sample : L2576-03
Misc :
ALS Vial : 21 Sample Multiplier: 1

Instrument :
BNA_G
ClientSampleId :
FRAC-TANK-F05194

Integration Parameters: rteint.p
Integrator: RTE
Smoothing : ON Filtering: 5
Sampling : 1 Min Area: 3 % of largest Peak
Start Thrs: 0.2 Max Peaks: 100
Stop Thrs : 0 Peak Location: TOP

If leading or trailing edge < 100 prefer < Baseline drop else tangent >
Peak separation: 5

Method : Z:\SVOASRV\HPCHEM1\BNA_G\METHODS\8270-BG041520.M
Title : ASP BNA STANDARDS FOR 5 POINT CALIBRATION

Signal : TIC

peak #	R.T. min	first scan	max scan	last scan	PK TY	peak height	corr. area	corr. % max.	% of total
1	3.131	3	7	21	rVB	430817	679939	12.11%	2.929%
2	5.540	410	417	426	rBV	608673	1037332	18.48%	4.468%
3	7.138	682	689	704	rBV	419071	775899	13.82%	3.342%
4	7.972	824	831	838	rBV	211182	368462	6.56%	1.587%
5	8.295	878	886	896	rVB	831227	1468117	26.15%	6.323%
6	9.129	1021	1028	1040	rVB	681004	1241311	22.11%	5.346%
7	10.780	1301	1309	1319	rBV	280904	519739	9.26%	2.239%
8	12.119	1531	1537	1543	rBV	45907	75985	1.35%	0.327%
9	13.235	1718	1727	1735	rBV	1974760	3107886	55.37%	13.386%
10	14.064	1863	1868	1873	rBV	91259	140044	2.49%	0.603%
11	14.616	1953	1962	1977	rBV2	472901	802319	14.29%	3.456%
12	15.427	2094	2100	2107	rBV	109974	163101	2.91%	0.702%
13	16.102	2208	2215	2225	rBV	1837180	2996615	53.39%	12.907%
14	17.359	2423	2429	2439	rVB	613001	992024	17.67%	4.273%
15	19.979	2868	2875	2886	rBV	4106041	5613156	100.00%	24.176%
16	21.283	3092	3097	3104	rBV2	93895	154675	2.76%	0.666%
17	21.624	3148	3155	3162	rBV	638460	1096703	19.54%	4.724%
18	21.830	3183	3190	3199	rBV2	50155	94789	1.69%	0.408%
19	22.429	3287	3292	3298	rBV2	61022	115845	2.06%	0.499%
20	23.116	3402	3409	3414	rBV2	69802	136074	2.42%	0.586%
21	23.903	3537	3543	3555	rVB3	67358	168434	3.00%	0.725%
22	24.784	3683	3693	3712	rVB	396952	1293364	23.04%	5.571%
23	25.948	3883	3891	3900	rBV5	41881	114486	2.04%	0.493%
24	27.281	4110	4118	4126	rVB9	20562	61277	1.09%	0.264%

Sum of corrected areas: 23217576

LSC Report - Integrated Chromatogram

Data Path : Z:\SVOASRV\HPCHEM1\BNA G\DATA\BG051220\
Data File : BG045349.D
Acq On : 13 May 2020 5:43
Operator : CG/JU
Sample : L2576-03
Misc :
ALS Vial : 21 Sample Multiplier: 1

Instrument :
BNA_G
ClientSampleId :
FRAC-TANK-F05194

Quant Method : Z:\SVOASRV\HPCHEM1\BNA_G\METHODS\8270-BG041520.M
Quant Title : ASP BNA STANDARDS FOR 5 POINT CALIBRATION

TIC Library : C:\Database\NIST11.L
TIC Integration Parameters: LSCINT.P

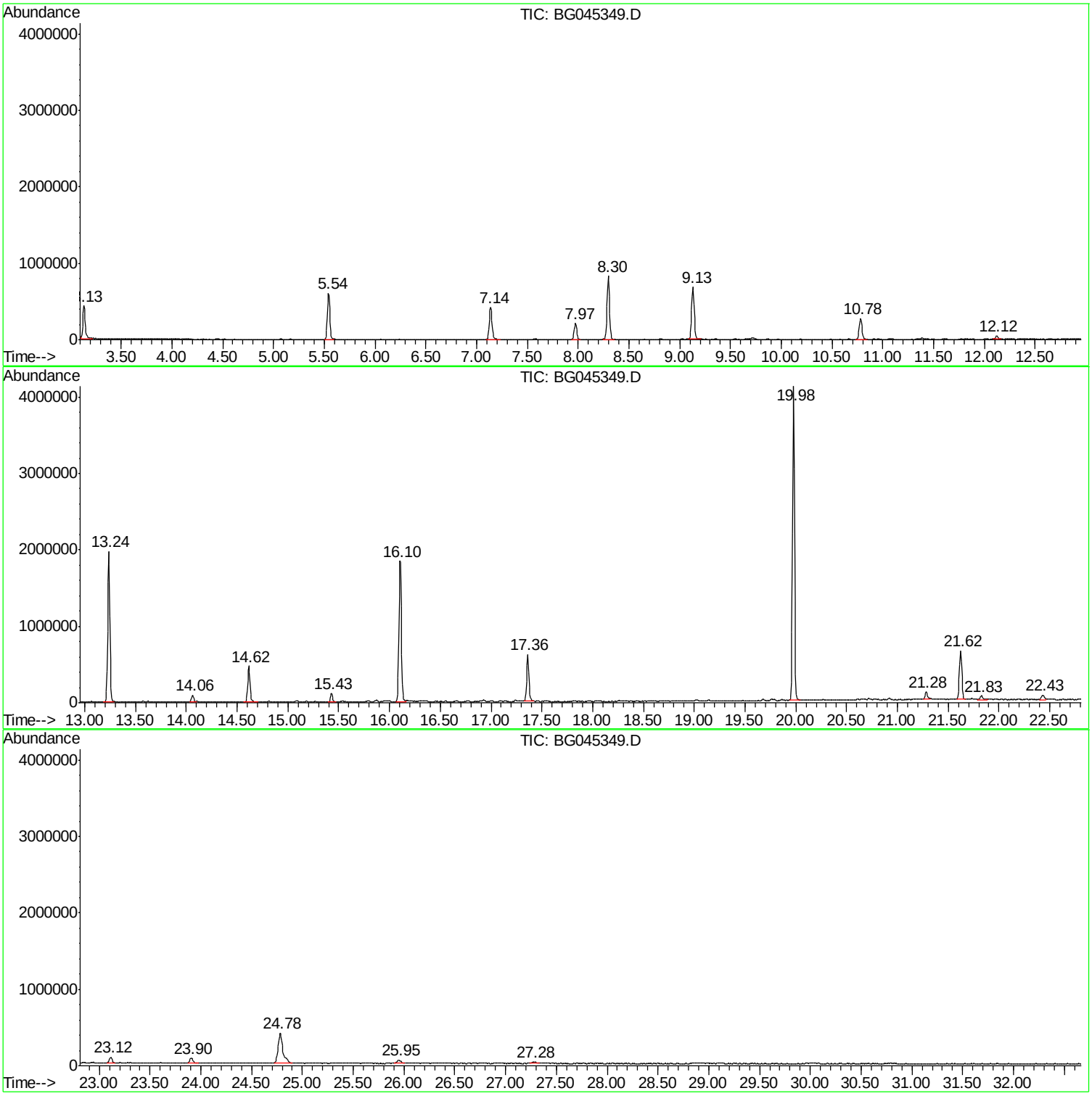

Library Search Compound Report

Data Path : Z:\SVOASRV\HPCHEM1\BNA G\DATA\BG051220\
Data File : BG045349.D
Acq On : 13 May 2020 5:43
Operator : CG/JU
Sample : L2576-03
Misc :
ALS Vial : 21 Sample Multiplier: 1

Instrument :
BNA_G
ClientSampleId :
FRAC-TANK-F05194

Quant Method : Z:\SVOASRV\HPCHEM1\BNA_G\METHODS\8270-BG041520.M
Quant Title : ASP BNA STANDARDS FOR 5 POINT CALIBRATION

TIC Library : C:\Database\NIST11.L
TIC Integration Parameters: LSCINT.P

****

Peak Number 1 Butane, 2-methoxy-2-methyl- Concentration Rank 2

R.T.	EstConc	Area	Relative to ISTD	R.T.
3.13	36.91 ng	679939	1,4-Dichlorobenzene-d4	7.97

Hit# of 5	Tentative ID	MW	MolForm	CAS#	Qual
1	Butane, 2-methoxy-2-methyl-	102	C6H14O	000994-05-8	78
2	2,2,4-Trimethyl-3-pentanol	130	C8H18O	005162-48-1	40
3	Pentane, 3-methoxy-	102	C6H14O	036839-67-5	17
4	N-Ethylformamide	73	C3H7NO	000627-45-2	9
5	1,3-Dioxolane, 2-methyl-	88	C4H8O2	000497-26-7	7

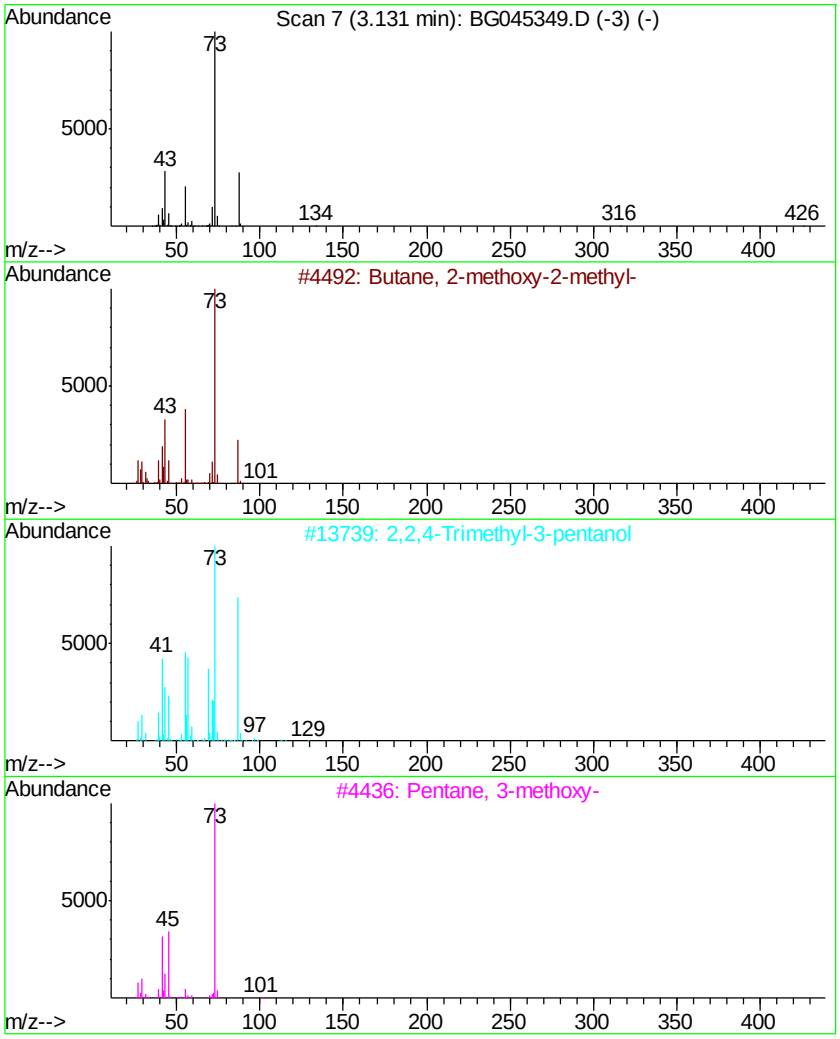

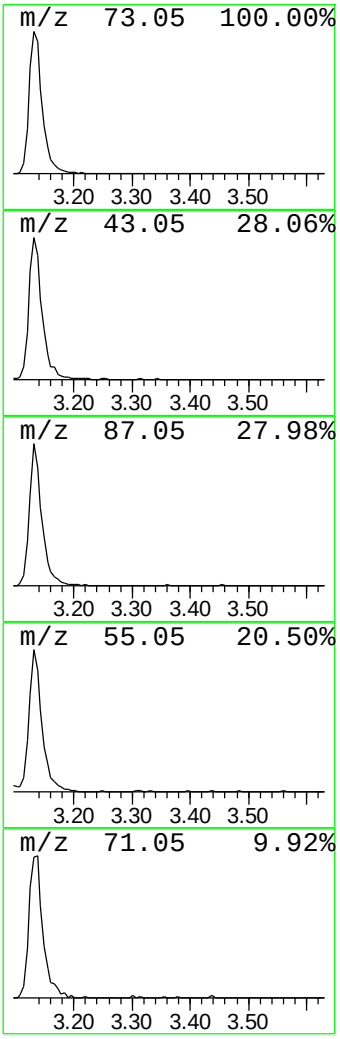

Library Search Compound Report

Data Path : Z:\SVOASRV\HPCHEM1\BNA G\DATA\BG051220\
Data File : BG045349.D
Acq On : 13 May 2020 5:43
Operator : CG/JU
Sample : L2576-03
Misc :
ALS Vial : 21 Sample Multiplier: 1

Instrument :
BNA_G
ClientSampleId :
FRAC-TANK-F05194

Quant Method : Z:\SVOASRV\HPCHEM1\BNA_G\METHODS\8270-BG041520.M
Quant Title : ASP BNA STANDARDS FOR 5 POINT CALIBRATION

TIC Library : C:\Database\NIST11.L
TIC Integration Parameters: LSCINT.P

****

Peak Number 3 Phenol, m-tert-butyl- Concentration Rank 3

R.T.	EstConc	Area	Relative to ISTD	R.T.
12.12	2.92 ng	75985	Naphthalene-d8	10.78

Hit# of 5	Tentative ID	MW	MolForm	CAS#	Qual
1	Phenol, m-tert-butyl-	150	C10H14O	000585-34-2	91
2	Phenol, p-tert-butyl-	150	C10H14O	000098-54-4	87
3	Hexestrol, O-trifluoroacetyl-	366	C20H21F3O3	1000365-31-7	72
4	Phenol, 2-(1,1-dimethylethyl)-	150	C10H14O	000088-18-6	58
5	4-Acetylanisole	150	C9H10O2	000100-06-1	49

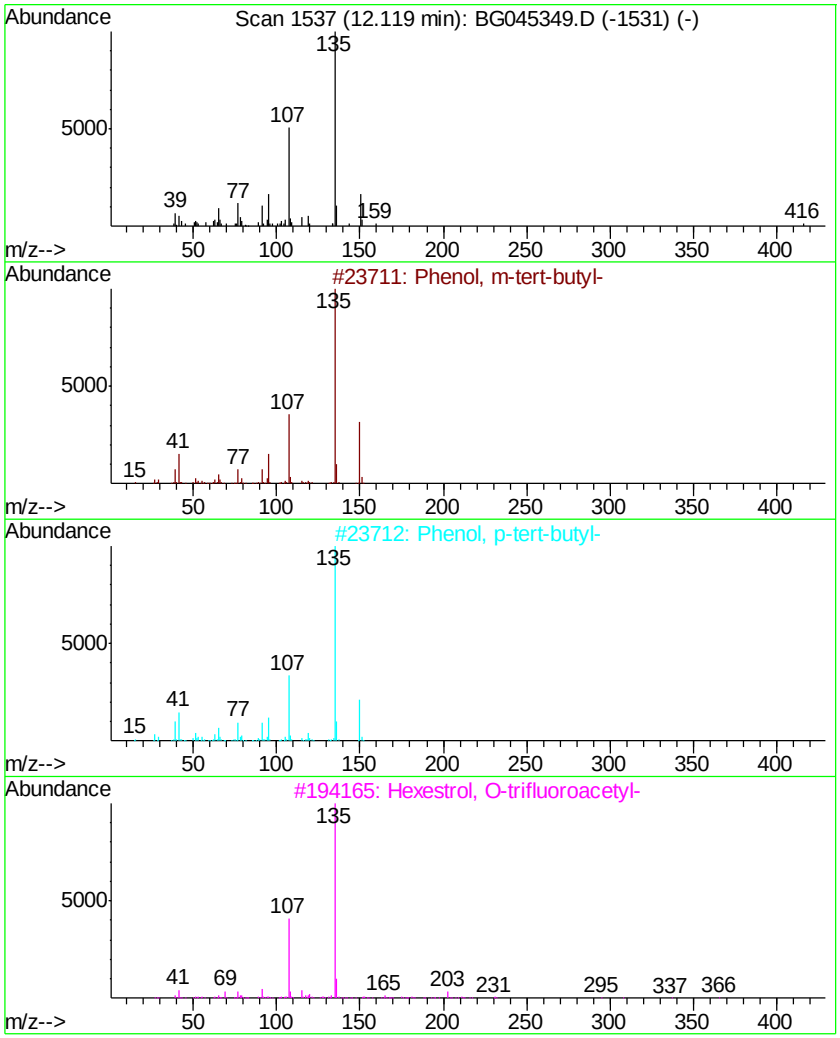

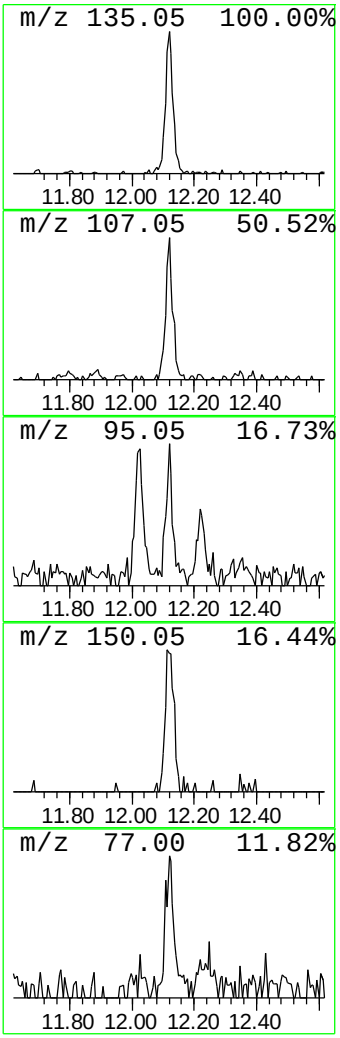

Library Search Compound Report

Data Path : Z:\SVOASRV\HPCHEM1\BNA G\DATA\BG051220\
Data File : BG045349.D
Acq On : 13 May 2020 5:43
Operator : CG/JU
Sample : L2576-03
Misc :
ALS Vial : 21 Sample Multiplier: 1

Instrument :
BNA_G
ClientSampleId :
FRAC-TANK-F05194

Quant Method : Z:\SVOASRV\HPCHEM1\BNA_G\METHODS\8270-BG041520.M
Quant Title : ASP BNA STANDARDS FOR 5 POINT CALIBRATION

TIC Library : C:\Database\NIST11.L
TIC Integration Parameters: LSCINT.P

****

Peak Number 4 Nonadecyl heptafluorobutyrate Concentration Rank 4

R.T.	EstConc	Area	Relative to ISTD	R.T.
21.28	2.82 ng	154675	Chrysene-d12	21.62

Hit# of 5	Tentative ID	MW	MolForm	CAS#	Qual
1	Nonadecyl heptafluorobutyrate	480	C23H39F7O2	1000351-83-9	91
2	1-Hexacosanol	382	C26H54O	000506-52-5	91
3	1-Heptacosanol	396	C27H56O	002004-39-9	90
4	17-Pentatriacontene	491	C35H70	006971-40-0	90
5	n-Tetracosanol-1	354	C24H50O	000506-51-4	87

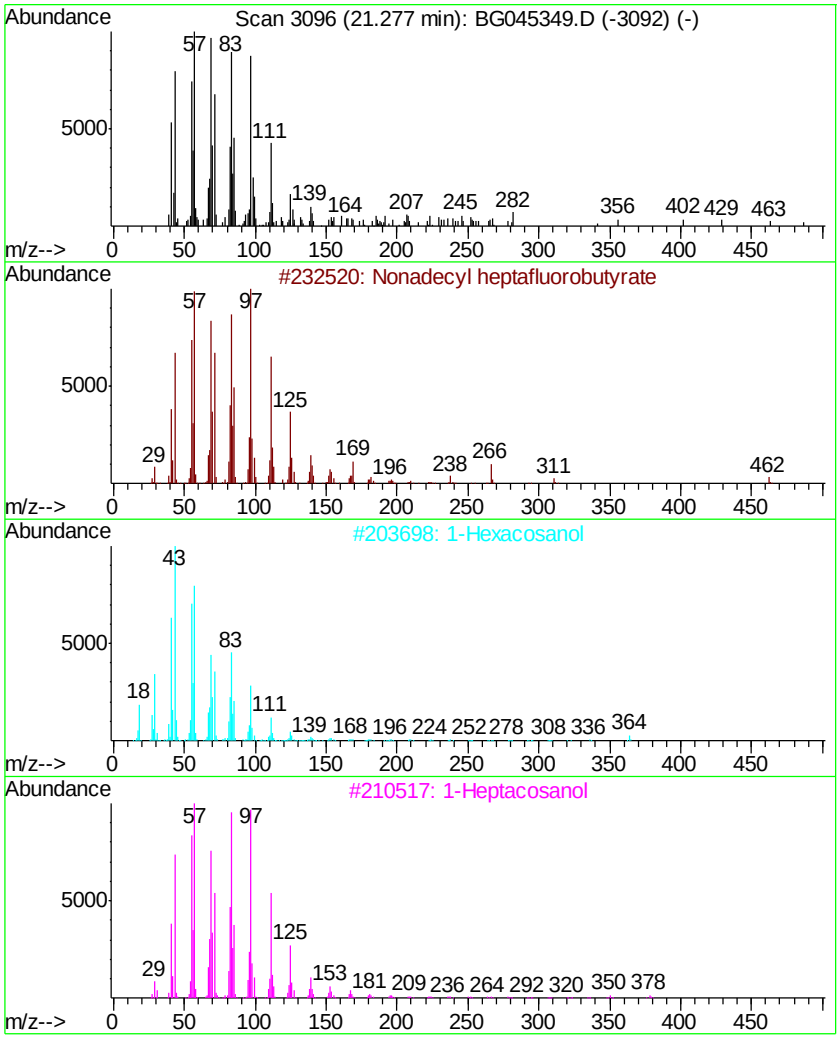

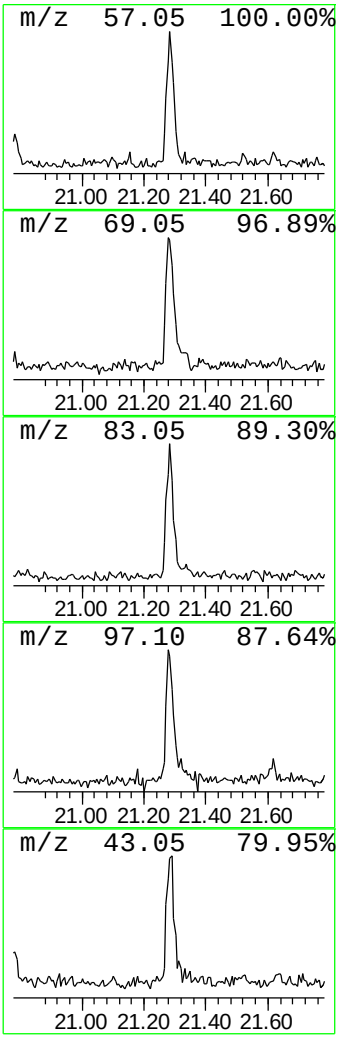

Data Path : Z:\SVOASRV\HPCHEM1\BNA G\DATA\BG051220\
Data File : BG045349.D
Acq On : 13 May 2020 5:43
Operator : CG/JU
Sample : L2576-03
Misc :
ALS Vial : 21 Sample Multiplier: 1

Instrument :
BNA_G
ClientSampleId :
FRAC-TANK-F05194

Quant Method : Z:\SVOASRV\HPCHEM1\BNA_G\METHODS\8270-BG041520.M
Quant Title : ASP BNA STANDARDS FOR 5 POINT CALIBRATION

TIC Library : C:\Database\NIST11.L
TIC Integration Parameters: LSCINT.P

****

Peak Number 5 2-methyloctacosane Concentration Rank 7

R.T.	EstConc	Area	Relative to ISTD	R.T.
22.43	2.11 ng	115845	Chrysene-d12	21.62

Hit# of 5	Tentative ID	MW	MolForm	CAS#	Qual
1	2-methyloctacosane	408	C29H60	1000376-72-8	80
2	5,5,7,7-Tetraethylundecane	268	C19H40	1000360-42-0	80
3	Hentriacontane	437	C31H64	000630-04-6	80
4	Hexacosane	366	C26H54	000630-01-3	80
5	Heneicosane	296	C21H44	000629-94-7	80

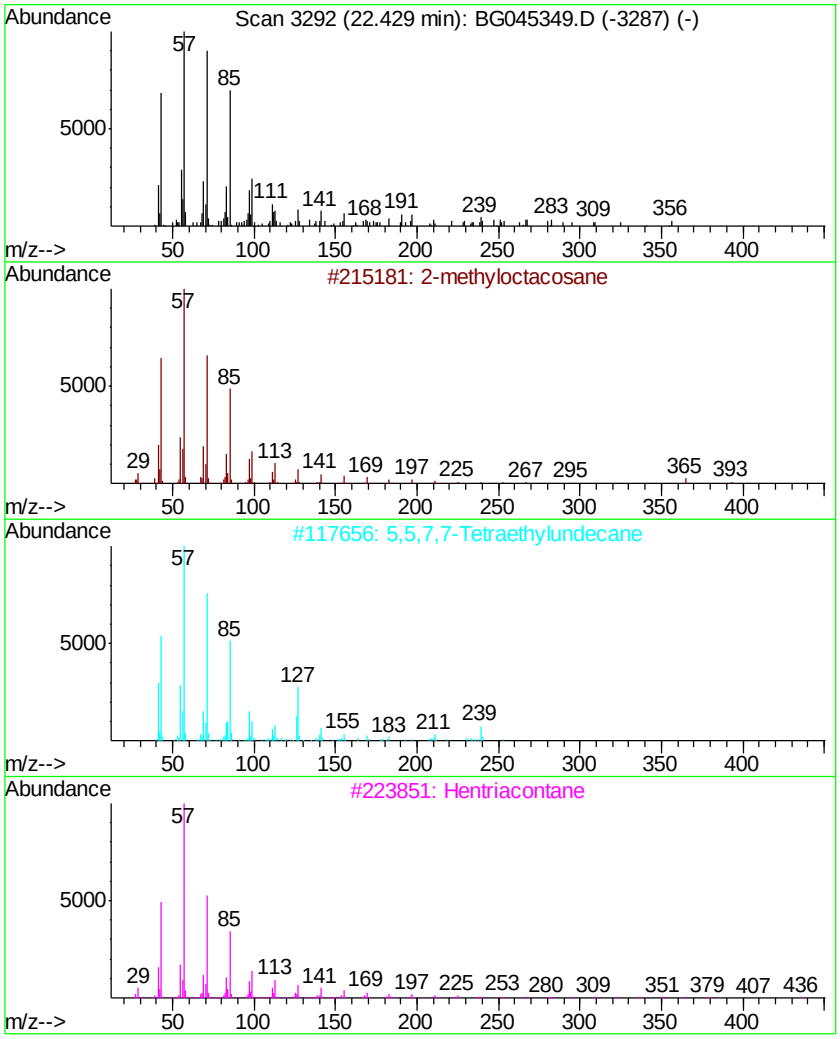

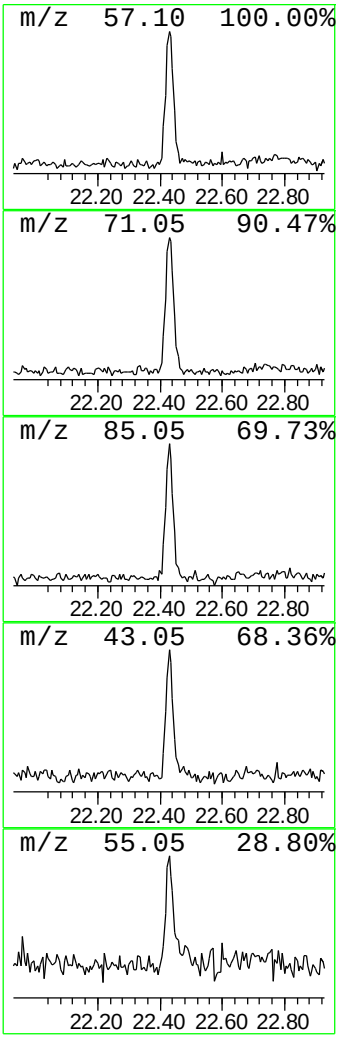

Library Search Compound Report

Data Path : Z:\SVOASRV\HPCHEM1\BNA G\DATA\BG051220\
Data File : BG045349.D
Acq On : 13 May 2020 5:43
Operator : CG/JU
Sample : L2576-03
Misc :
ALS Vial : 21 Sample Multiplier: 1

Instrument :
BNA_G
ClientSampleId :
FRAC-TANK-F05194

Quant Method : Z:\SVOASRV\HPCHEM1\BNA_G\METHODS\8270-BG041520.M
Quant Title : ASP BNA STANDARDS FOR 5 POINT CALIBRATION

TIC Library : C:\Database\NIST11.L
TIC Integration Parameters: LSCINT.P

****

Peak Number 6 Tetracosane Concentration Rank 6

R.T.	EstConc	Area	Relative to ISTD	R.T.
23.12	2.48 ng	136074	Chrysene-d12	21.62

Hit# of 5	Tentative ID	MW	MolForm	CAS#	Qual
1	Tetracosane	338	C24H50	000646-31-1	90
2	Dodecane, 2-methyl-	184	C13H28	001560-97-0	90
3	Heneicosane	296	C21H44	000629-94-7	83
4	Hentriacontane	437	C31H64	000630-04-6	83
5	Heptacosane	380	C27H56	000593-49-7	83

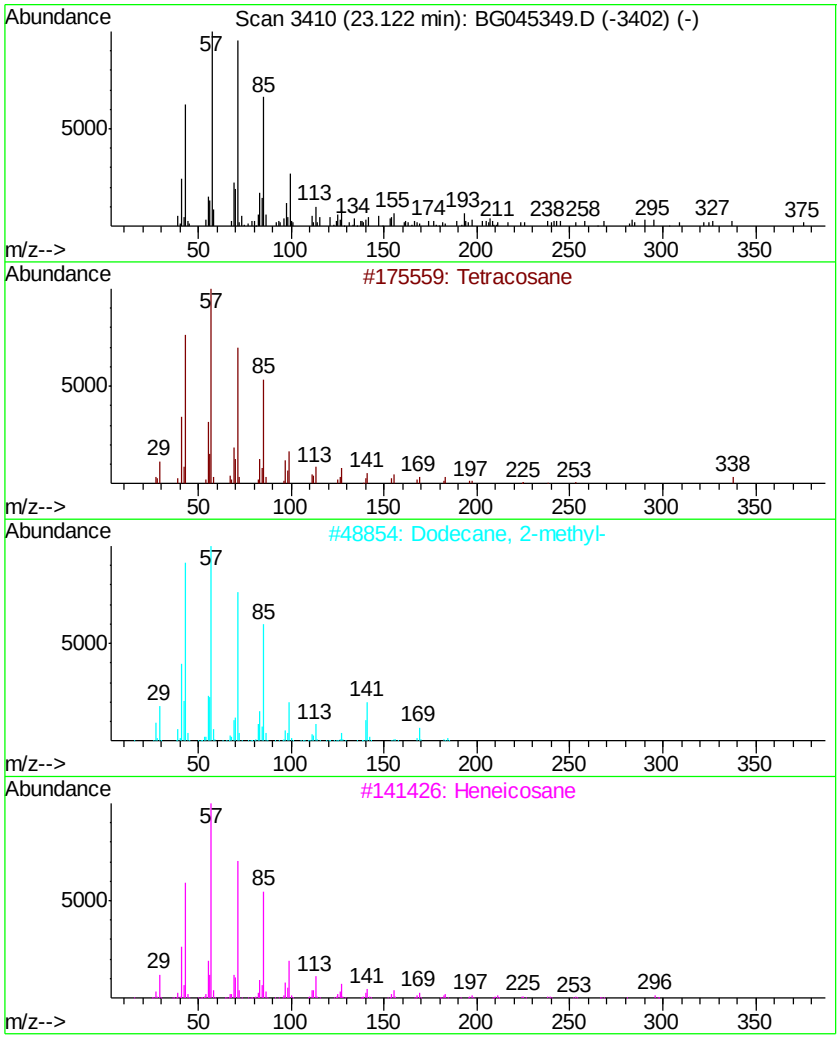

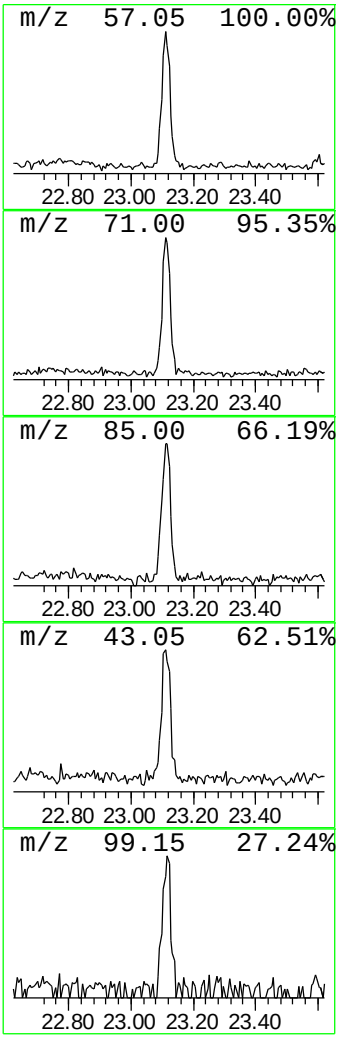

Library Search Compound Report

Data Path : Z:\SVOASRV\HPCHEM1\BNA G\DATA\BG051220\
Data File : BG045349.D
Acq On : 13 May 2020 5:43
Operator : CG/JU
Sample : L2576-03
Misc :
ALS Vial : 21 Sample Multiplier: 1

Instrument :
BNA_G
ClientSampleId :
FRAC-TANK-F05194

Quant Method : Z:\SVOASRV\HPCHEM1\BNA_G\METHODS\8270-BG041520.M
Quant Title : ASP BNA STANDARDS FOR 5 POINT CALIBRATION

TIC Library : C:\Database\NIST11.L
TIC Integration Parameters: LSCINT.P

****

Peak Number 7 Hexacosane Concentration Rank 5

R.T.	EstConc	Area	Relative to ISTD	R.T.
23.90	2.60 ng	168434	Perylene-d12	24.78

Hit# of 5	Tentative ID	MW	MolForm	CAS#	Qual
1	Hexacosane	366	C26H54	000630-01-3	91
2	Tetracosane	338	C24H50	000646-31-1	90
3	2-methyloctacosane	408	C29H60	1000376-72-8	90
4	Triacontane	422	C30H62	000638-68-6	90
5	Eicosane, 7-hexyl-	366	C26H54	055333-99-8	90

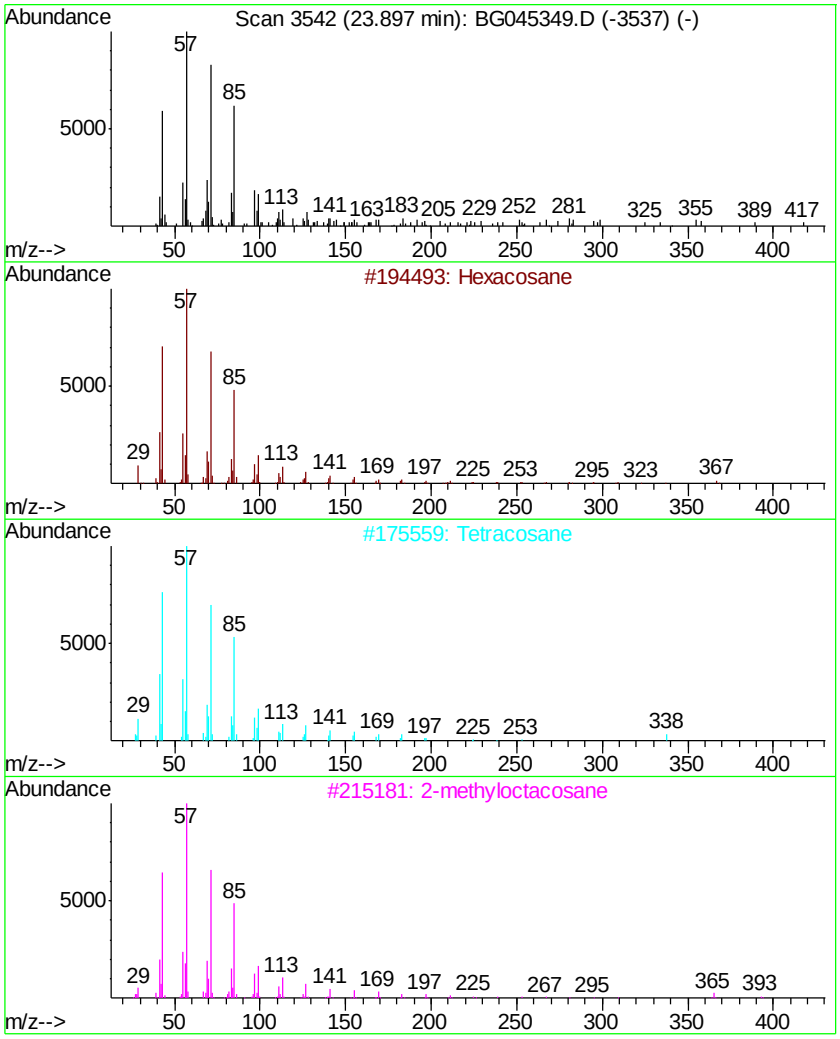

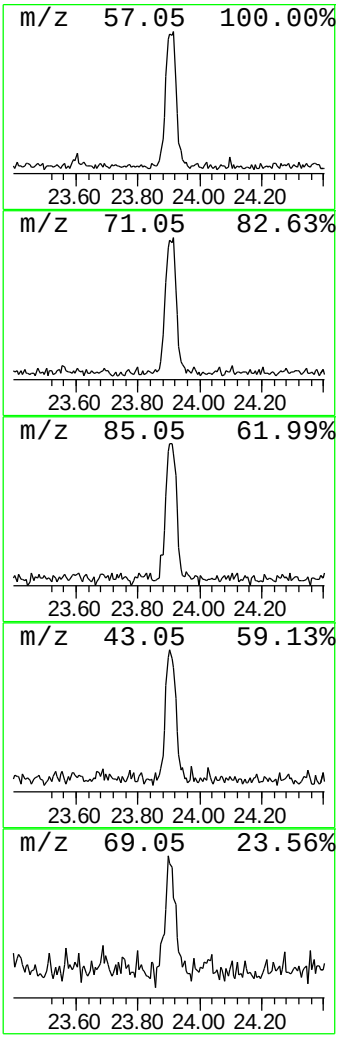

Tentatively Identified Compound (LSC) summary

Data Path : Z:\SVOASRV\HPCHEM1\BNA_G\DATA\BG051220\
Data File : BG045349.D
Acq On : 13 May 2020 5:43
Operator : CG/JU
Sample : L2576-03
Misc :
ALS Vial : 21 Sample Multiplier: 1

Instrument :
BNA_G
ClientSampleId :
FRAC-TANK-F05194

Quant Method : Z:\SVOASRV\HPCHEM1\BNA_G\METHODS\8270-BG041520.M
Quant Title : ASP BNA STANDARDS FOR 5 POINT CALIBRATION

TIC Library : C:\Database\NIST11.L
TIC Integration Parameters: LSCINT.P

TIC Top Hit name	RT	EstConc	Units	Response	Internal Standard #	RT	Resp	Conc
Butane, 2-methoxy...	3.13	36.9	ng	679939	1	7.97	368462	20.0
Phenol, m-tert-bu...	12.12	2.9	ng	75985	2	10.78	519739	20.0
Nonadecyl heptafl...	21.28	2.8	ng	154675	5	21.62	1096700	20.0
2-methyloctacosane	22.43	2.1	ng	115845	5	21.62	1096700	20.0
Tetracosane	23.12	2.5	ng	136074	5	21.62	1096700	20.0
Hexacosane	23.90	2.6	ng	168434	6	24.78	1293360	20.0