

Data Path : Z:\SVOASRV\HPCHEM1\BNA G\DATA\BG060819\
 Data File : BG041143.D
 Acq On : 8 Jun 2019 21:13
 Operator : HP/JU
 Sample : K3246-01MSD
 Misc :
 ALS Vial : 17 Sample Multiplier: 1

Instrument :
 BNA_G
 ClientSampled :

Quant Time: Jun 09 23:02:51 2019
 Quant Method : Z:\SVOASRV\HPCHEM1\BNA G\METHODS\8270-BG052919.M
 Quant Title : ASP BNA STANDARDS FOR 5 POINT CALIBRATION
 QLast Update : Wed May 29 18:39:57 2019
 Response via : Initial Calibration

Internal Standards	R.T.	QIon	Response	Conc	Units	Dev(Min)
1) 1,4-Dichlorobenzene-d4	8.10	152	53456	20.00	ng	-0.03
21) Naphthalene-d8	10.93	136	207242	20.00	ng	-0.02
39) Acenaphthene-d10	14.74	164	145033	20.00	ng	-0.02
64) Phenanthrene-d10	17.48	188	343550	20.00	ng	-0.02
76) Chrysene-d12	21.76	240	341362	20.00	ng	-0.02
87) Perylene-d12	25.08	264	370575	20.00	ng	-0.05

System Monitoring Compounds

5) 2-Fluorophenol	5.64	112	474317	160.00	ng	-0.01
7) Phenol-d6	7.26	99	701145	153.14	ng	0.00
23) Nitrobenzene-d5	9.29	82	464067	99.41	ng	-0.02
42) 2,4,6-Tribromophenol	16.23	330	326292	151.54	ng	-0.02
45) 2-Fluorobiphenyl	13.36	172	939796	93.32	ng	-0.02
79) Terphenyl-d14	20.07	244	1395452	86.76	ng	-0.02

Target Compounds

						Qvalue
2) 1,4-Dioxane	3.50	88	47676	35.441	ng	93
3) Pyridine	3.91	79	139790	35.119	ng	95
4) n-Nitrosodimethylamine	3.83	42	86066	46.588	ng	92
6) Aniline	7.43	93	141216	23.108	ng	100
8) 2-Chlorophenol	7.67	128	180556	51.088	ng	95
9) Benzaldehyde	7.24	77	59427	21.759	ng	95
10) Phenol	7.28	94	257661	52.488	ng	99
11) bis(2-Chloroethyl)ether	7.52	93	165664	46.520	ng	99
12) 1,3-Dichlorobenzene	7.99	146	189350	44.857	ng	95
13) 1,4-Dichlorobenzene	8.14	146	196014	45.876	ng	96
14) 1,2-Dichlorobenzene	8.46	146	185789	44.783	ng	97
15) Benzyl Alcohol	8.35	79	205541	48.532	ng	92
16) 2,2'-oxybis(1-Chloropropan	8.63	45	257287	44.214	ng	98
17) 2-Methylphenol	8.54	107	172901	48.646	ng	98
18) Hexachloroethane	9.19	117	76403	46.395	ng	96
19) n-Nitroso-di-n-propylamine	8.91	70	159741	45.339	ng	96
20) 3+4-Methylphenols	8.87	107	236303	47.996	ng	98
22) Acetophenone	8.94	105	303754	52.250	ng	# 97
24) Nitrobenzene	9.33	77	247329	51.989	ng	98
25) Isophorone	9.85	82	450400	50.697	ng	97
26) 2-Nitrophenol	10.04	139	112632	57.429	ng	94
27) 2,4-Dimethylphenol	10.08	122	187657	57.935	ng	94
28) bis(2-Chloroethoxy)methane	10.32	93	236447	49.311	ng	99
29) 2,4-Dichlorophenol	10.57	162	217157	52.794	ng	98
30) 1,2,4-Trichlorobenzene	10.79	180	239049	51.088	ng	99
31) Naphthalene	10.98	128	575632	51.733	ng	99
32) Benzoic acid	10.18	122	34356	19.460	ng	91
33) 4-Chloroaniline	11.09	127	87213	16.893	ng	95
34) Hexachlorobutadiene	11.24	225	173228	48.384	ng	98
35) Caprolactam	11.88	113	42476	31.271	ng	95
36) 4-Chloro-3-methylphenol	12.20	107	237805	50.623	ng	96
37) 2-Methylnaphthalene	12.58	142	425517	49.653	ng	98
38) 1-Methylnaphthalene	12.80	142	407085	50.409	ng	99
40) 1,2,4,5-Tetrachlorobenzene	12.94	216	311549	53.296	ng	98

Data Path : Z:\SVOASRV\HPCHEM1\BNA G\DATA\BG060819\
 Data File : BG041143.D
 Acq On : 8 Jun 2019 21:13
 Operator : HP/JU
 Sample : K3246-01MSD
 Misc :
 ALS Vial : 17 Sample Multiplier: 1

Instrument :
 BNA_G
 ClientSampled :

Quant Time: Jun 09 23:02:51 2019
 Quant Method : Z:\SVOASRV\HPCHEM1\BNA G\METHODS\8270-BG052919.M
 Quant Title : ASP BNA STANDARDS FOR 5 POINT CALIBRATION
 QLast Update : Wed May 29 18:39:57 2019
 Response via : Initial Calibration

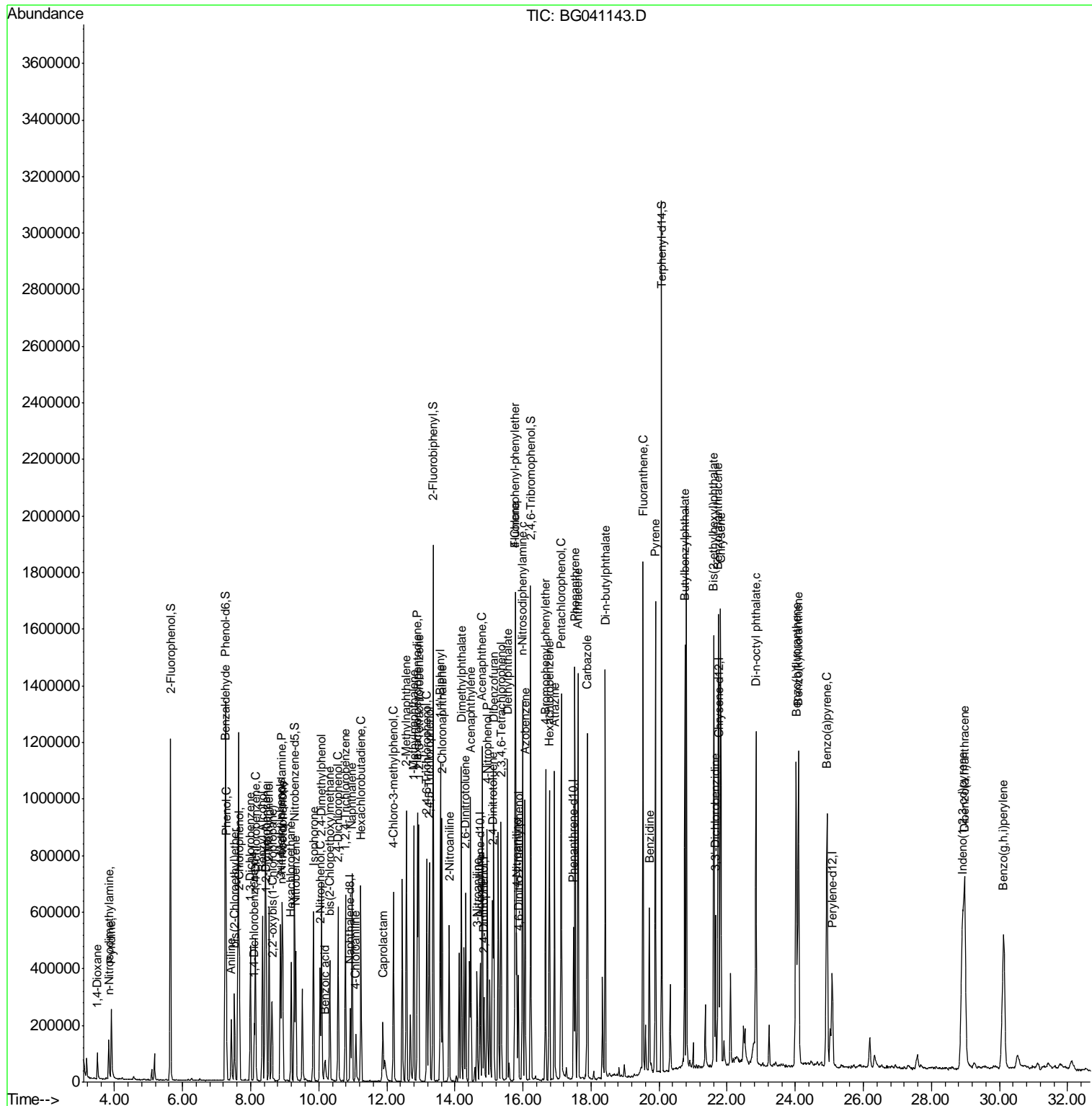
Internal Standards	R.T.	QIon	Response	Conc	Units	Dev(Min)
41) Hexachlorocyclopentadiene	12.90	237	292262	91.670	ng	100
43) 2,4,6-Trichlorophenol	13.18	196	202839	53.638	ng	95
44) 2,4,5-Trichlorophenol	13.25	196	207055	51.917	ng	98
46) 1,1'-Biphenyl	13.57	154	563625	52.500	ng	100
47) 2-Chloronaphthalene	13.62	162	471522	51.161	ng	99
48) 2-Nitroaniline	13.83	65	164453	49.738	ng	98
49) Acenaphthylene	14.46	152	704871	50.816	ng	99
50) Dimethylphthalate	14.19	163	714079	58.164	ng	99
51) 2,6-Dinitrotoluene	14.32	165	135954	51.360	ng	96
52) Acenaphthene	14.80	154	414970	49.383	ng	97
53) 3-Nitroaniline	14.65	138	87860	33.193	ng	97
54) 2,4-Dinitrophenol	14.86	184	75882	61.613	ng	100
55) Dibenzofuran	15.13	168	712721	50.407	ng	98
56) 4-Nitrophenol	14.95	139	204582	112.682	ng	94
57) 2,4-Dinitrotoluene	15.10	165	190530	50.955	ng	98
58) Fluorene	15.78	166	549186	48.771	ng	100
59) 2,3,4,6-Tetrachlorophenol	15.36	232	206851	52.776	ng	99
60) Diethylphthalate	15.54	149	602817	48.113	ng	100
61) 4-Chlorophenyl-phenylether	15.77	204	350217	47.850	ng	95
62) 4-Nitroaniline	15.82	138	131504	46.928	ng	94
63) Azobenzene	16.06	77	544886	47.849	ng	99
65) 4,6-Dinitro-2-methylphenol	15.86	198	91691	49.483	ng	99
66) n-Nitrosodiphenylamine	15.99	169	506168	52.411	ng	99
67) 4-Bromophenyl-phenylether	16.66	248	227983	49.173	ng	97
68) Hexachlorobenzene	16.77	284	232749	47.144	ng	96
69) Atrazine	16.93	200	214710	57.618	ng	97
70) Pentachlorophenol	17.13	266	272359	101.759	ng	96
71) Phenanthrene	17.52	178	907403	50.707	ng	97
72) Anthracene	17.62	178	924917	52.405	ng	100
73) Carbazole	17.89	167	822768	54.330	ng	100
74) Di-n-butylphthalate	18.42	149	929216	49.369	ng	98
75) Fluoranthene	19.53	202	1141440	51.641	ng	99
77) Benzidine	19.71	184	367429	45.120	ng	96
78) Pyrene	19.89	202	1133379	51.074	ng	100
80) Butylbenzylphthalate	20.76	149	438834	50.816	ng	98
81) Benzo(a)anthracene	21.74	228	1104386	48.602	ng	99
82) 3,3'-Dichlorobenzidine	21.66	252	202267	25.308	ng	94
83) Chrysene	21.81	228	1088435	50.054	ng	97
84) Bis(2-ethylhexyl)phthalate	21.61	149	612604	50.393	ng	98
85) Di-n-octyl phthalate	22.85	149	1030764	50.911	ng	100
86) Indeno(1,2,3-cd)pyrene	28.91	276	1331652	49.992	ng	# 99
88) Benzo(b)fluoranthene	24.02	252	1142289	50.821	ng	99
89) Benzo(k)fluoranthene	24.09	252	1079152	48.518	ng	98
90) Benzo(a)pyrene	24.93	252	1100186	51.304	ng	96
91) Dibenzo(a,h)anthracene	28.98	278	1105584	51.597	ng	100
92) Benzo(g,h,i)perylene	30.12	276	1079807	51.871	ng	99

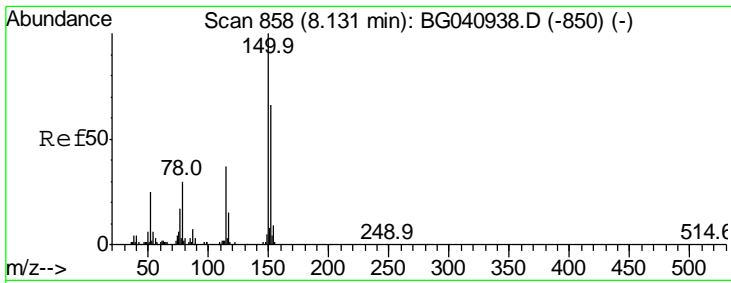
(#) = qualifier out of range (m) = manual integration (+) = signals summed

Data Path : Z:\SVOASRV\HPCHEM1\BNA G\DATA\BG060819\
 Data File : BG041143.D
 Acq On : 8 Jun 2019 21:13
 Operator : HP/JU
 Sample : K3246-01MSD
 Misc :
 ALS Vial : 17 Sample Multiplier: 1

Instrument :
 BNA_G
 ClientSampled :

Quant Time: Jun 09 23:02:51 2019
 Quant Method : Z:\SVOASRV\HPCHEM1\BNA G\METHODS\8270-BG052919.M
 Quant Title : ASP BNA STANDARDS FOR 5 POINT CALIBRATION
 QLast Update : Wed May 29 18:39:57 2019
 Response via : Initial Calibration

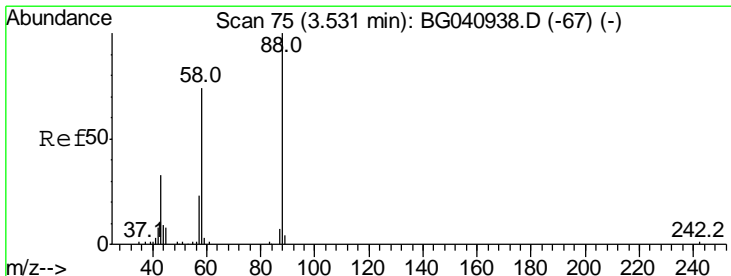
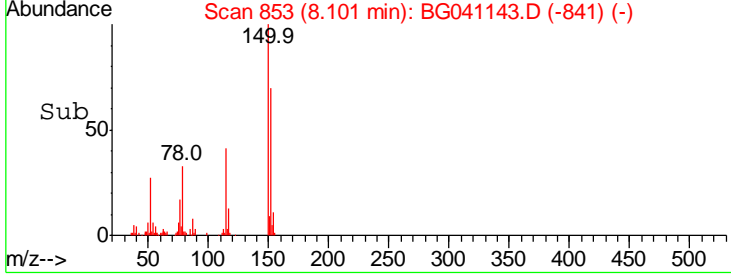
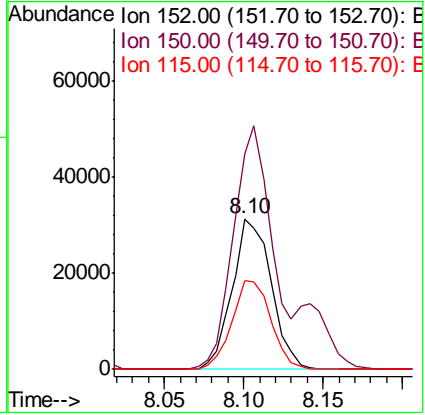
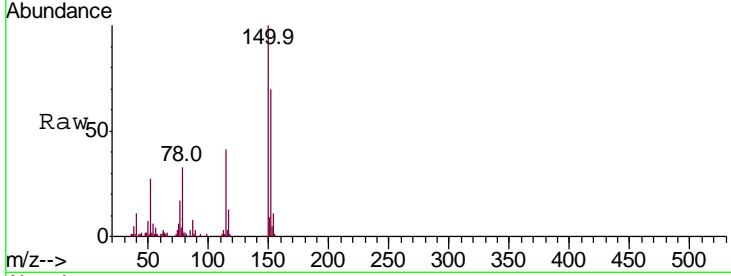




#1
 1,4-Dichlorobenzene-d4
 Concen: 20.000 ng
 RT: 8.10 min Scan# 853
 Delta R.T. -0.03 min
 Lab File: BG041143.D
 Acq: 8 Jun 2019 21:13

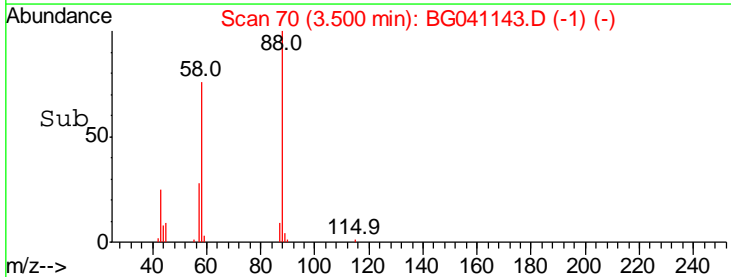
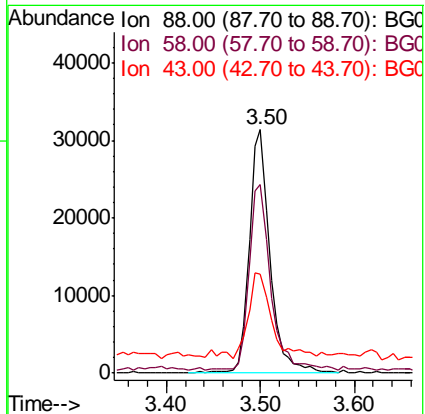
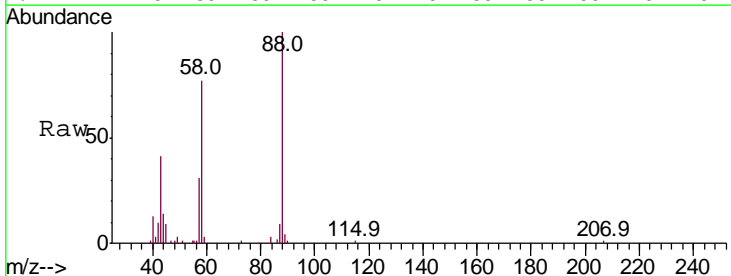
Instrument :
 BNA_G
 ClientSampled :

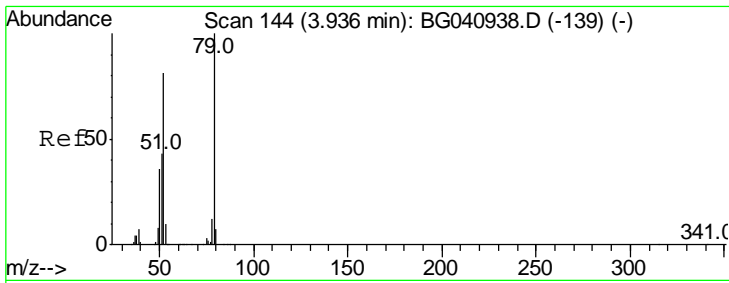
Tgt Ion	Resp	Lower	Upper
152	100		
150	143.0	120.6	180.8
115	58.9	45.1	67.7



#2
 1,4-Dioxane
 Concen: 35.441 ng
 RT: 3.50 min Scan# 70
 Delta R.T. -0.03 min
 Lab File: BG041143.D
 Acq: 8 Jun 2019 21:13

Tgt Ion	Resp	Lower	Upper
88	100		
58	78.5	59.0	88.6
43	39.4	27.2	40.8

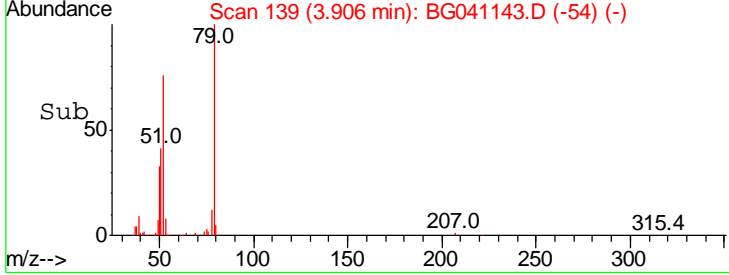
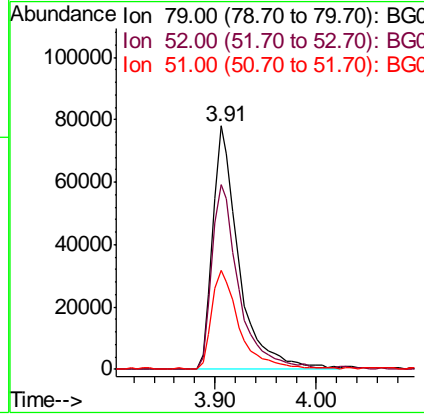
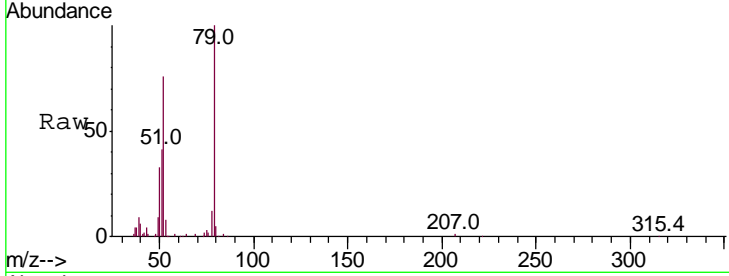




#3
 Pyridine
 Concen: 35.119 ng
 RT: 3.91 min Scan# 139
 Delta R.T. -0.03 min
 Lab File: BG041143.D
 Acq: 8 Jun 2019 21:13

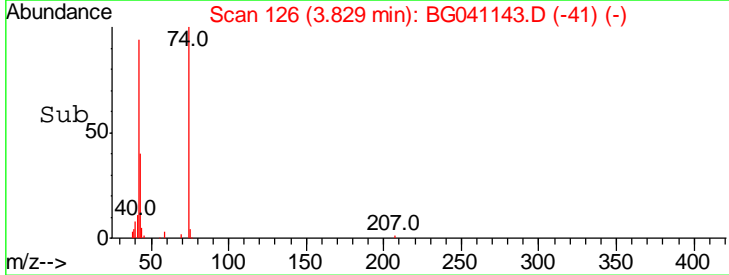
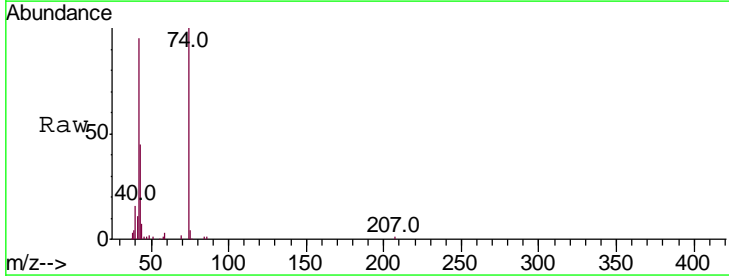
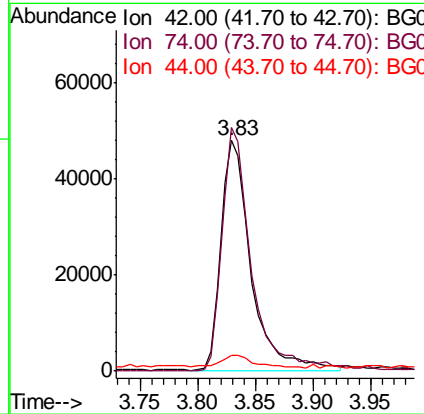
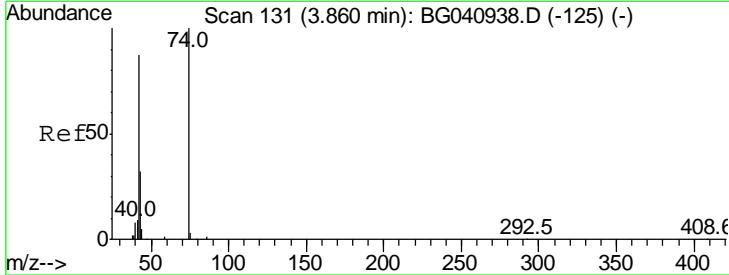
Instrument :
 BNA_G
 ClientSampled :

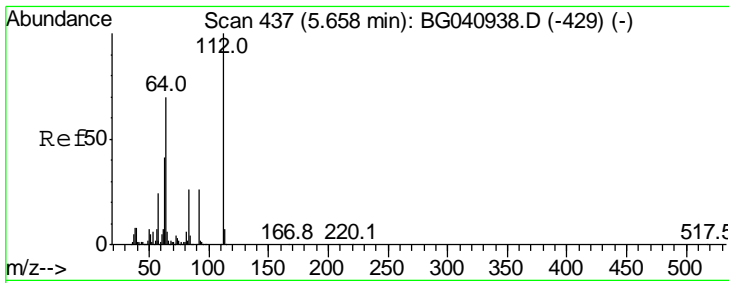
Tgt Ion	Resp	Lower	Upper
79	100		
52	75.9	64.8	97.2
51	40.9	35.3	52.9



#4
 n-Nitrosodimethylamine
 Concen: 46.588 ng
 RT: 3.83 min Scan# 126
 Delta R.T. -0.03 min
 Lab File: BG041143.D
 Acq: 8 Jun 2019 21:13

Tgt Ion	Resp	Lower	Upper
42	100		
74	105.8	91.8	137.6
44	7.1	6.0	9.0

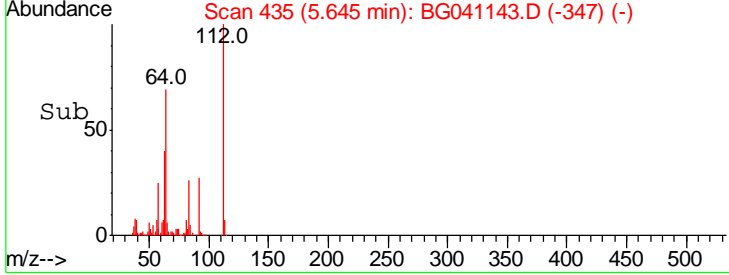
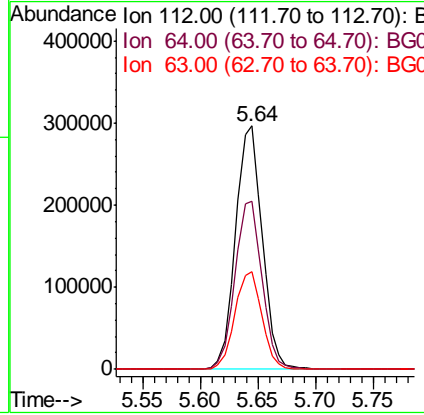
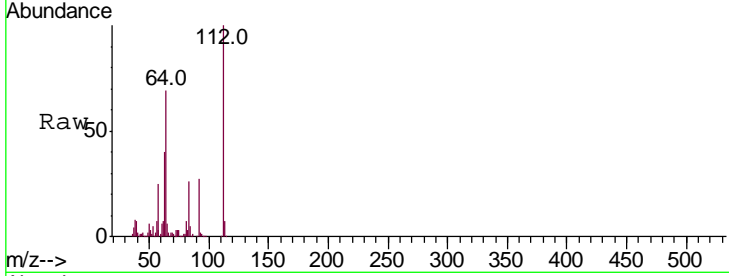




#5
 2-Fluorophenol
 Concen: 160.000 ng
 RT: 5.64 min Scan# 435
 Delta R.T. -0.01 min
 Lab File: BG041143.D
 Acq: 8 Jun 2019 21:13

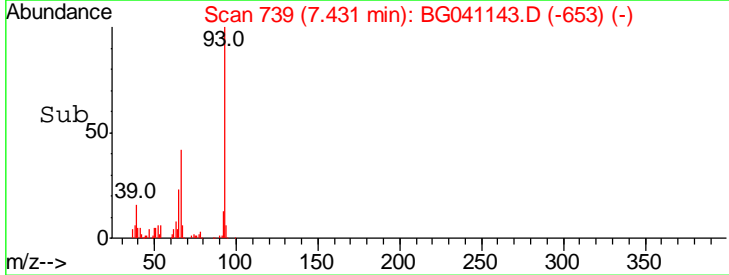
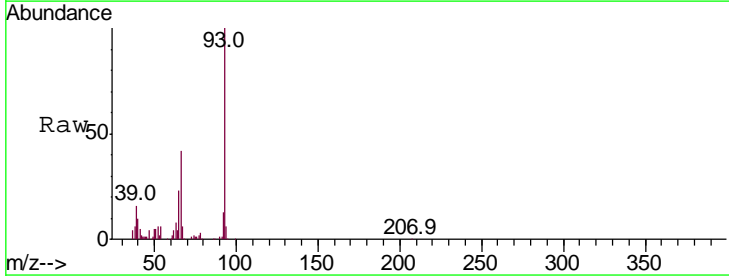
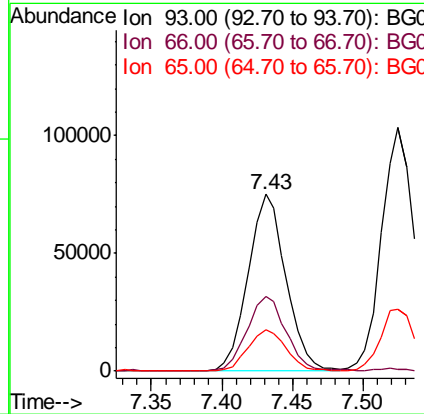
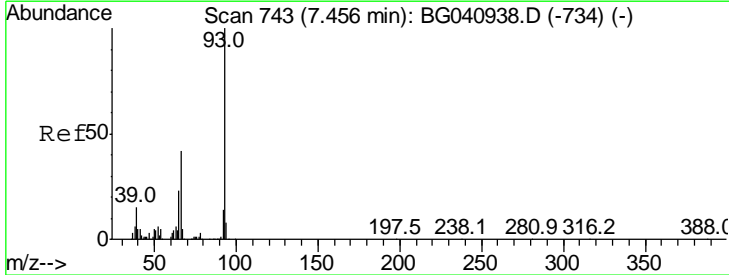
Instrument :
 BNA_G
 ClientSampled :

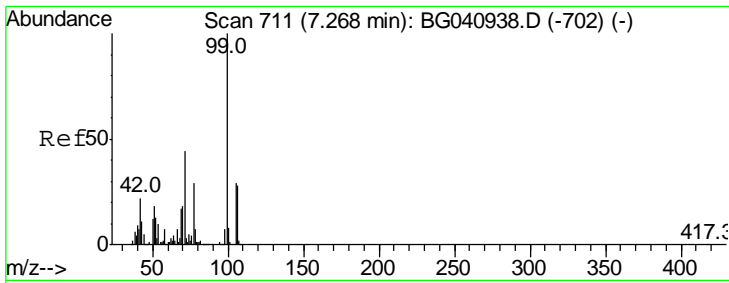
Tgt Ion	Resp	Lower	Upper
112	100		
64	69.1	56.2	84.2
63	39.9	32.8	49.2



#6
 Aniline
 Concen: 23.108 ng
 RT: 7.43 min Scan# 739
 Delta R.T. -0.02 min
 Lab File: BG041143.D
 Acq: 8 Jun 2019 21:13

Tgt Ion	Resp	Lower	Upper
93	100		
66	42.1	33.8	50.8
65	23.1	18.3	27.5

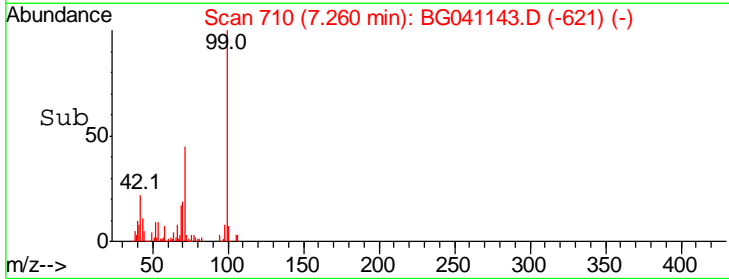
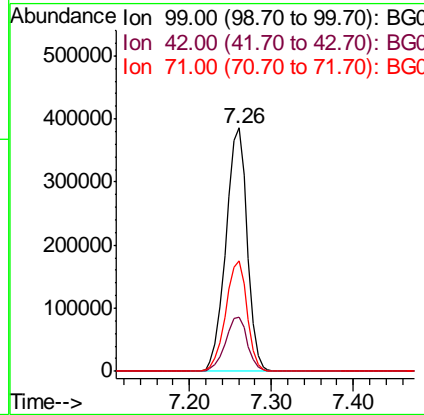
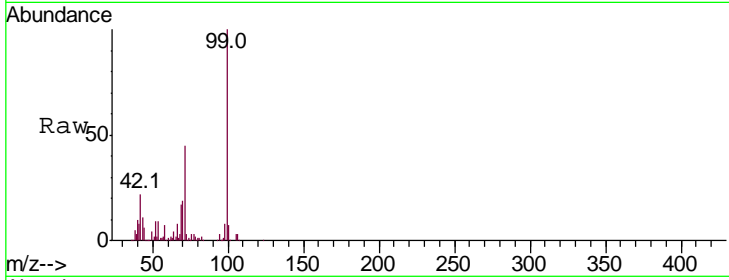




#7
 Phenol-d6
 Concen: 153.144 ng
 RT: 7.26 min Scan# 710
 Delta R.T. -0.01 min
 Lab File: BG041143.D
 Acq: 8 Jun 2019 21:13

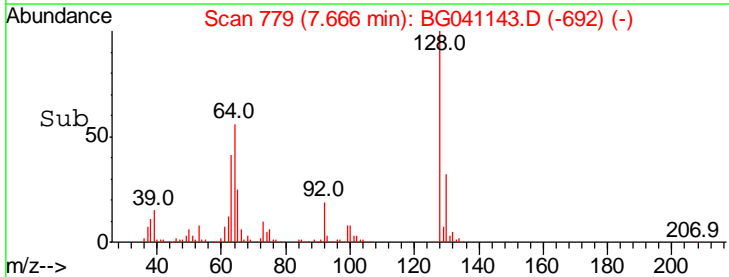
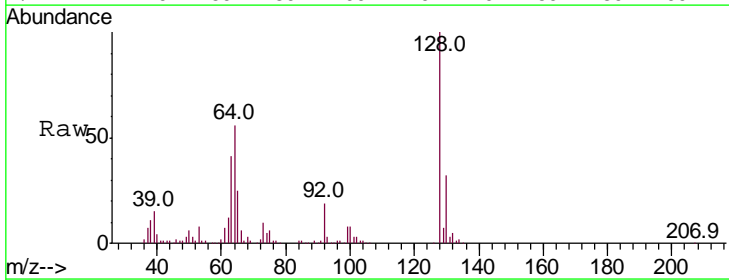
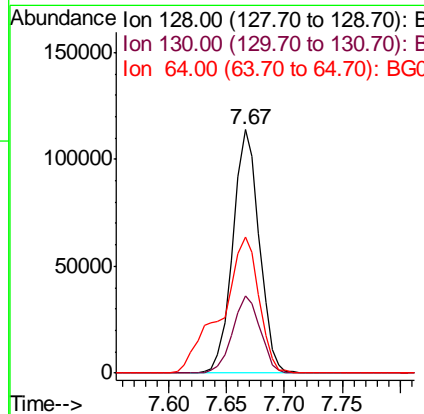
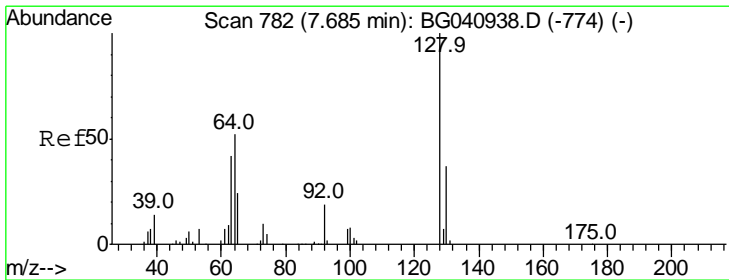
Instrument :
 BNA_G
 ClientSampled :

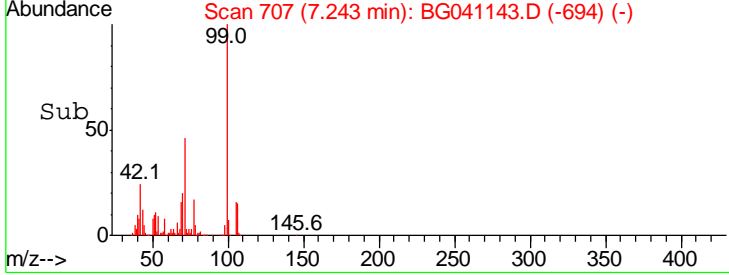
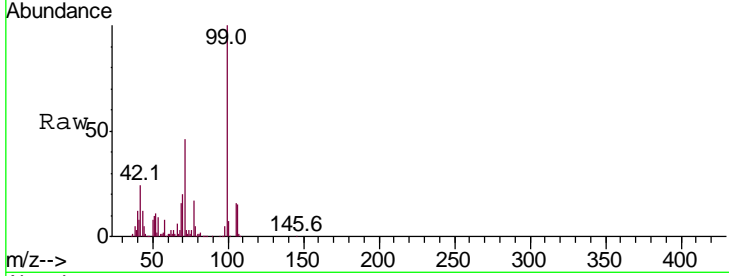
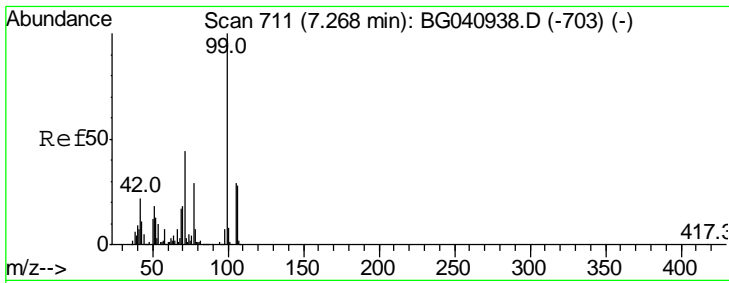
Tgt Ion	Resp	Lower	Upper
99	100		
42	22.5	17.9	26.9
71	45.5	35.4	53.0



#8
 2-Chlorophenol
 Concen: 51.088 ng
 RT: 7.67 min Scan# 779
 Delta R.T. -0.02 min
 Lab File: BG041143.D
 Acq: 8 Jun 2019 21:13

Tgt Ion	Resp	Lower	Upper
128	100		
130	31.8	16.6	56.6
64	55.9	37.8	77.8

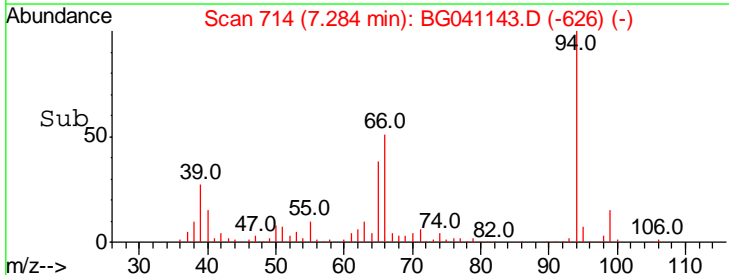
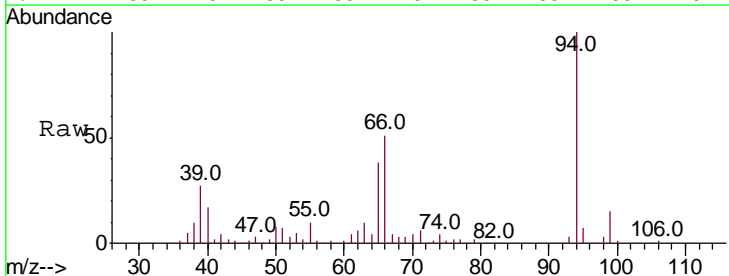
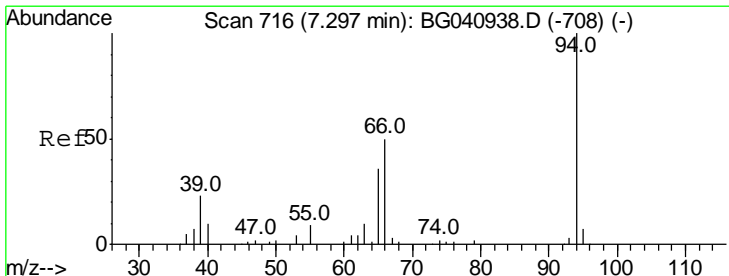
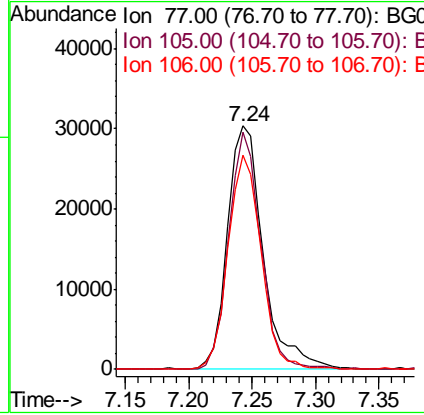




#9
Benzaldehyde
Concen: 21.759 ng
RT: 7.24 min Scan# 707
Delta R.T. -0.02 min
Lab File: BG041143.D
Acq: 8 Jun 2019 21:13

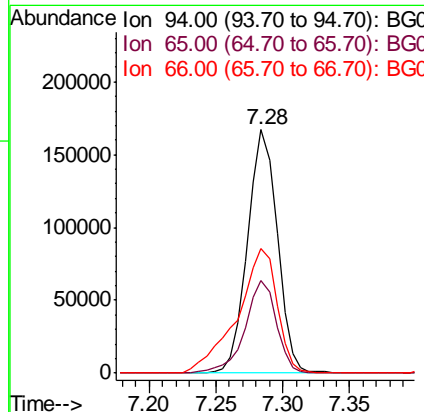
Instrument :
BNA_G
ClientSampled :

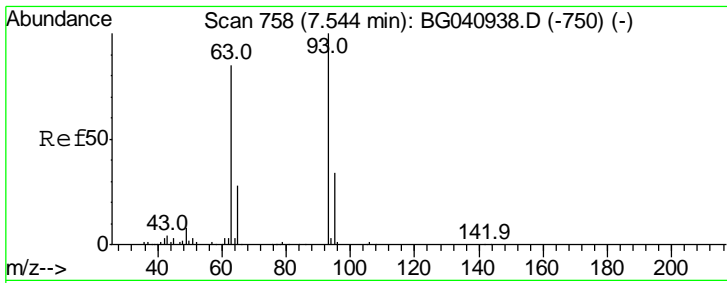
Tgt Ion	Resp	Lower	Upper
77	100		
105	97.3	78.9	118.9
106	88.2	76.7	116.7



#10
Phenol
Concen: 52.488 ng
RT: 7.28 min Scan# 714
Delta R.T. -0.01 min
Lab File: BG041143.D
Acq: 8 Jun 2019 21:13

Tgt Ion	Resp	Lower	Upper
94	100		
65	37.8	17.0	57.0
66	51.3	32.4	72.4

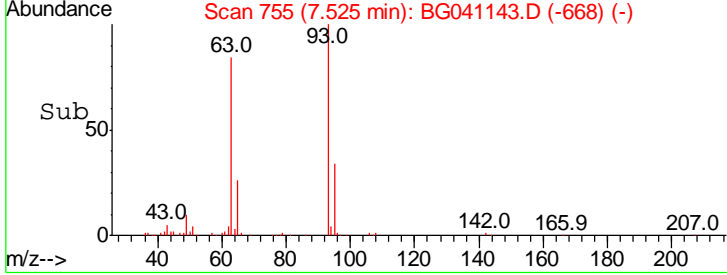
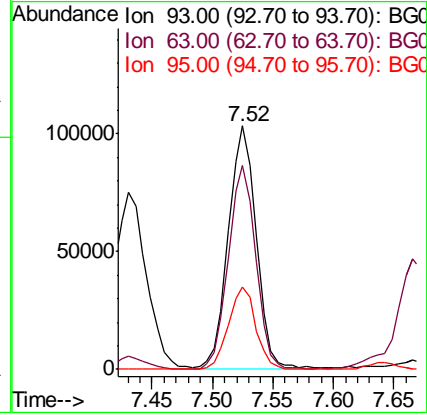
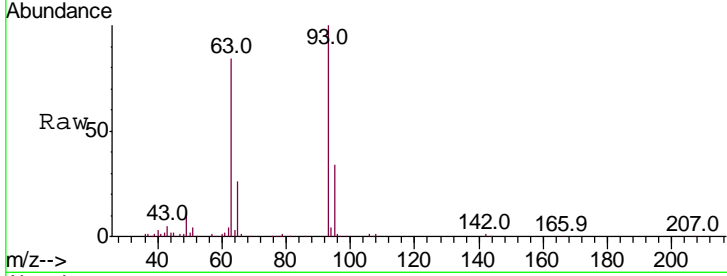




#11
 bis(2-Chloroethyl)ether
 Concen: 46.520 ng
 RT: 7.52 min Scan# 755
 Delta R.T. -0.02 min
 Lab File: BG041143.D
 Acq: 8 Jun 2019 21:13

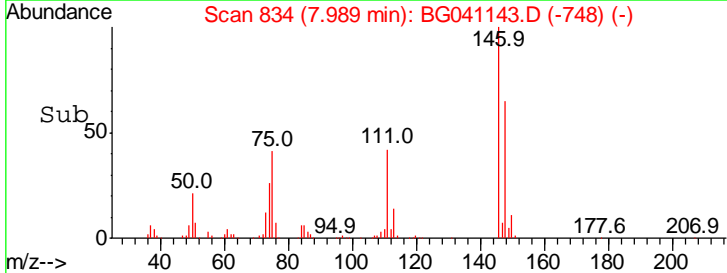
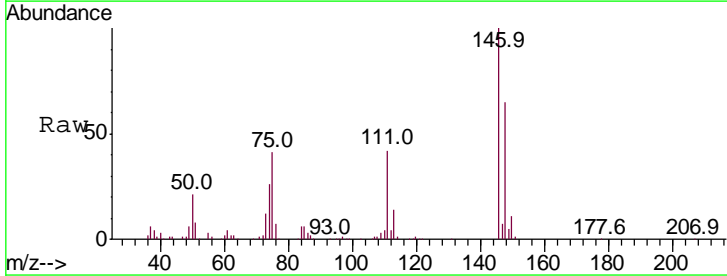
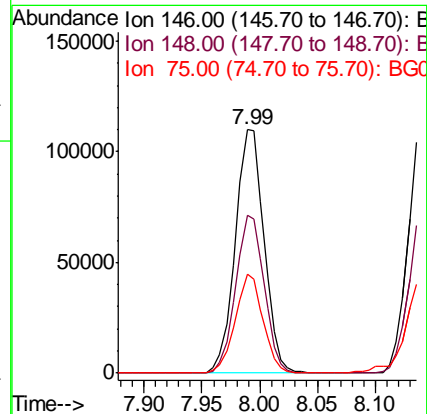
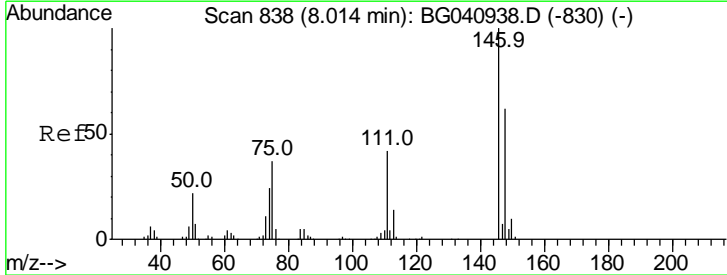
Instrument :
 BNA_G
 ClientSampled :

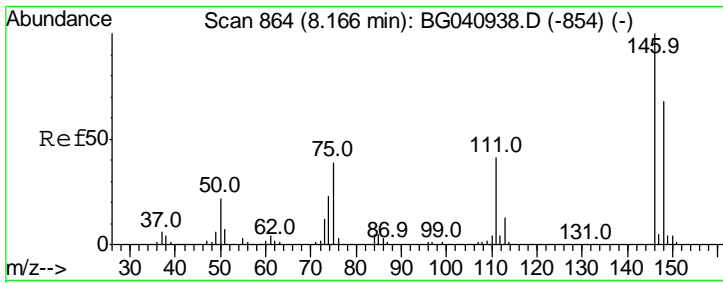
Tgt Ion	Resp	Lower	Upper
93	165664		
93	100		
63	84.0	64.5	104.5
95	33.6	13.3	53.3



#12
 1,3-Dichlorobenzene
 Concen: 44.857 ng
 RT: 7.99 min Scan# 834
 Delta R.T. -0.02 min
 Lab File: BG041143.D
 Acq: 8 Jun 2019 21:13

Tgt Ion	Resp	Lower	Upper
146	189350		
146	100		
148	65.0	49.2	73.8
75	40.7	29.4	44.0

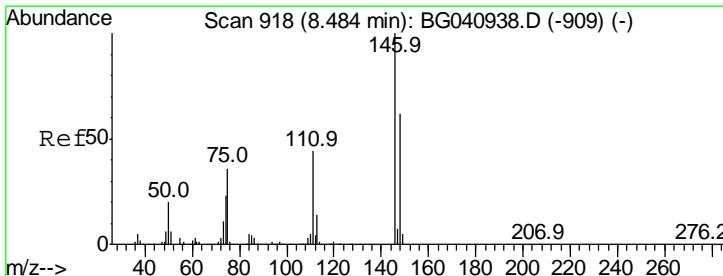
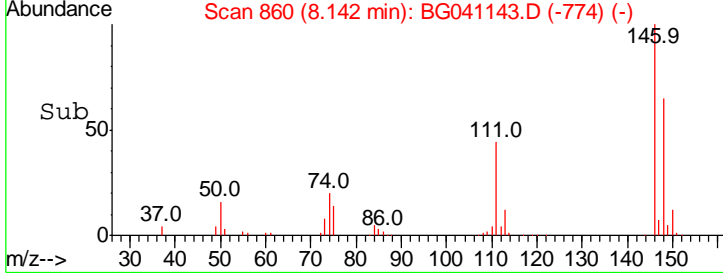
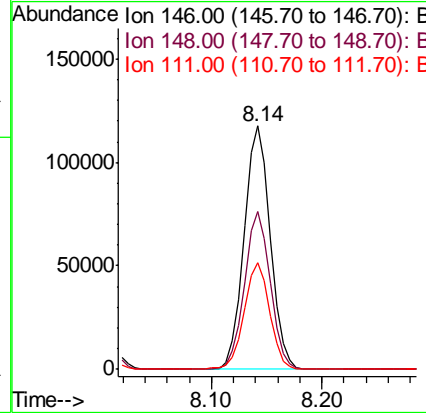
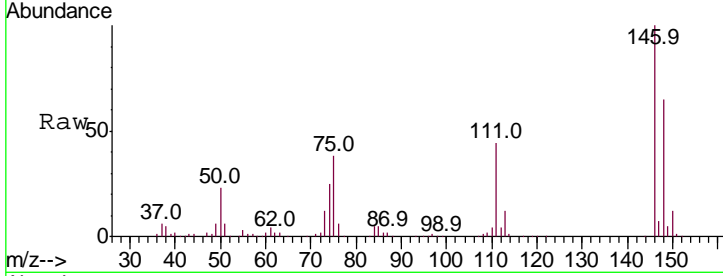




#13
 1,4-Dichlorobenzene
 Concen: 45.876 ng
 RT: 8.14 min Scan# 860
 Delta R.T. -0.02 min
 Lab File: BG041143.D
 Acq: 8 Jun 2019 21:13

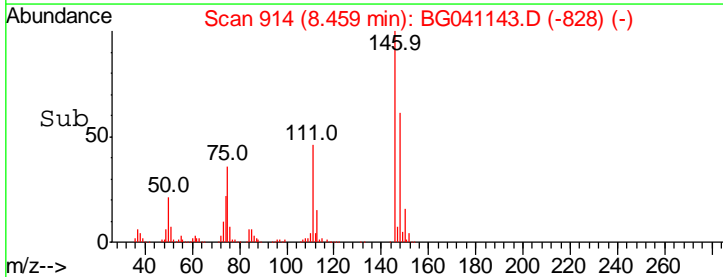
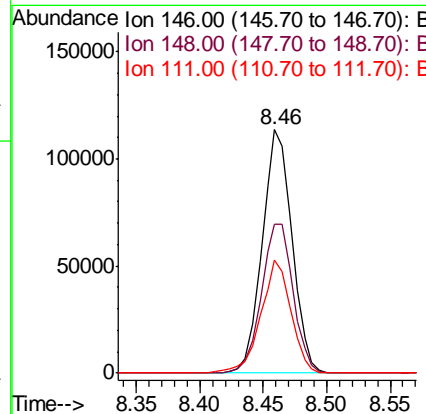
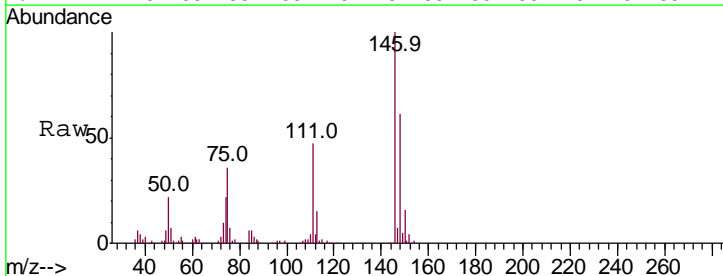
Instrument :
 BNA_G
 ClientSampled :

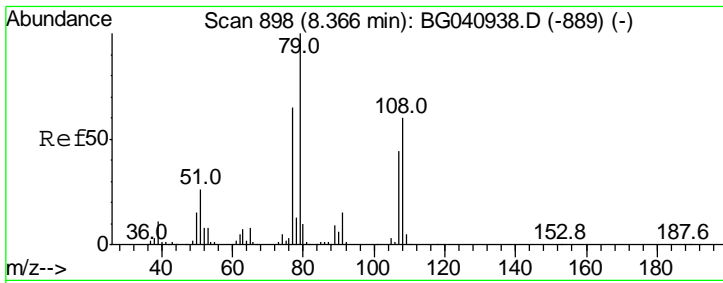
Tgt Ion	Ratio	Lower	Upper
146	100		
148	64.9	54.2	81.4
111	44.0	32.9	49.3



#14
 1,2-Dichlorobenzene
 Concen: 44.783 ng
 RT: 8.46 min Scan# 914
 Delta R.T. -0.02 min
 Lab File: BG041143.D
 Acq: 8 Jun 2019 21:13

Tgt Ion	Ratio	Lower	Upper
146	100		
148	61.2	49.8	74.6
111	46.5	35.0	52.4

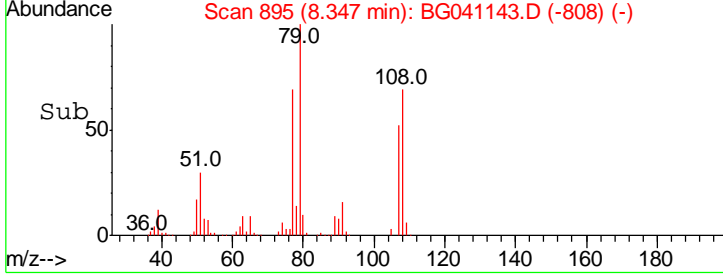
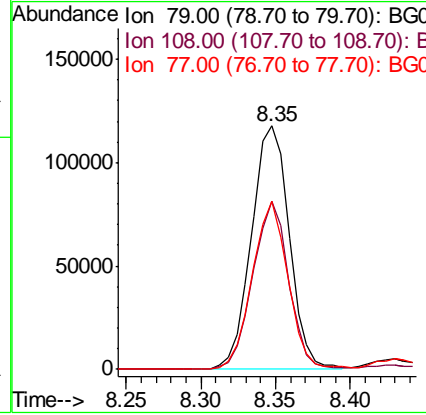
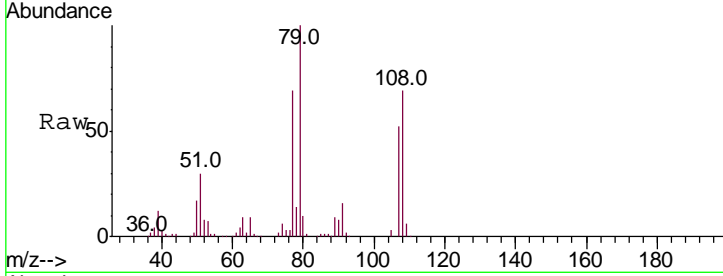




#15
 Benzyl Alcohol
 Concen: 48.532 ng
 RT: 8.35 min Scan# 895
 Delta R.T. -0.02 min
 Lab File: BG041143.D
 Acq: 8 Jun 2019 21:13

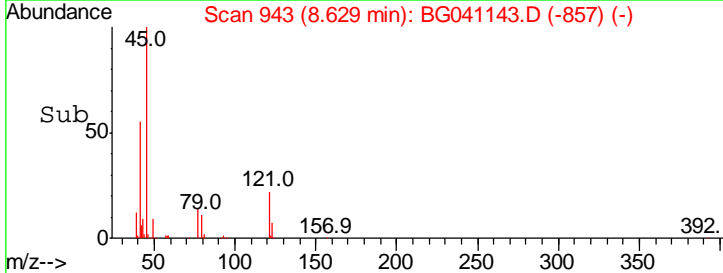
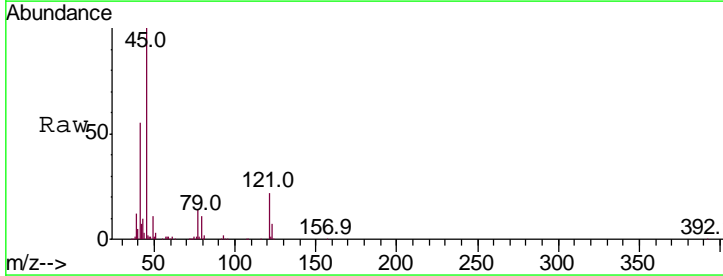
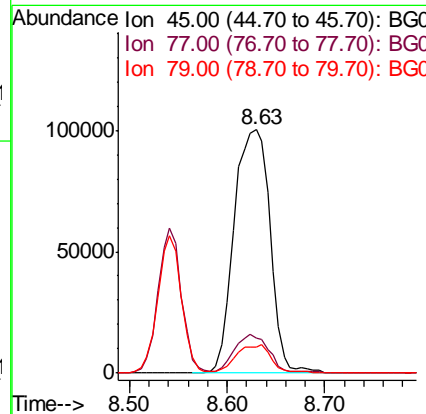
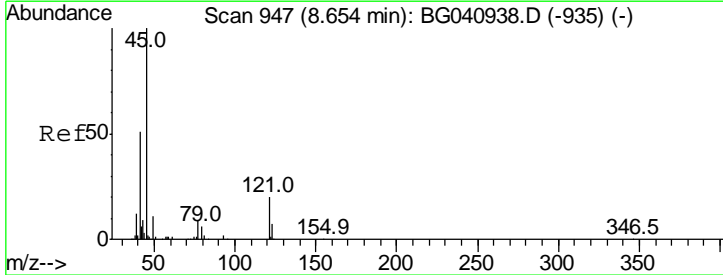
Instrument :
 BNA_G
 ClientSampled :

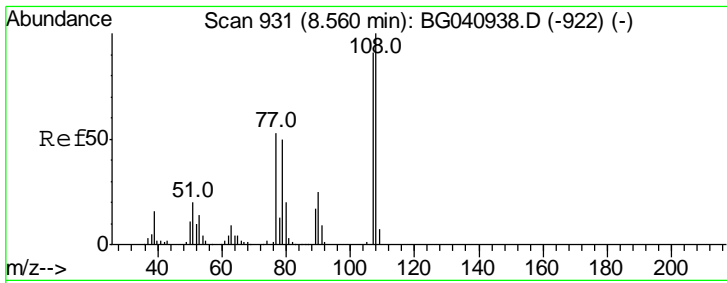
Tgt Ion	Resp	Lower	Upper
79	100		
108	68.9	48.3	72.5
77	68.8	52.3	78.5



#16
 2,2'-oxybis(1-Chloropropane)
 Concen: 44.214 ng
 RT: 8.63 min Scan# 943
 Delta R.T. -0.02 min
 Lab File: BG041143.D
 Acq: 8 Jun 2019 21:13

Tgt Ion	Resp	Lower	Upper
45	100		
77	14.3	0.0	33.7
79	10.8	0.0	30.2

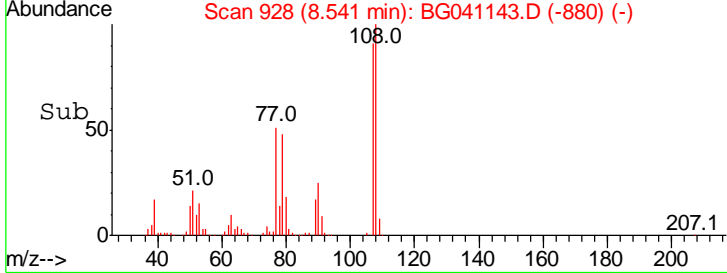
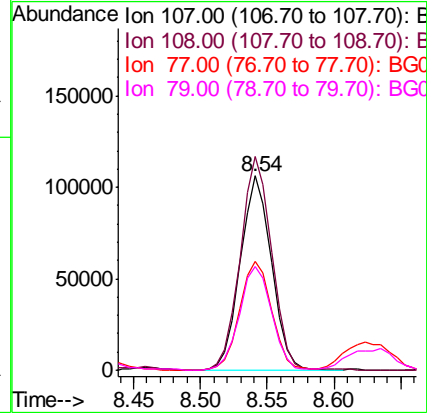
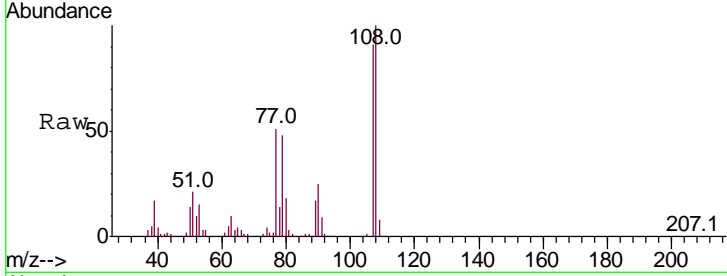




#17
 2-Methylphenol
 Concen: 48.646 ng
 RT: 8.54 min Scan# 928
 Delta R.T. -0.02 min
 Lab File: BG041143.D
 Acq: 8 Jun 2019 21:13

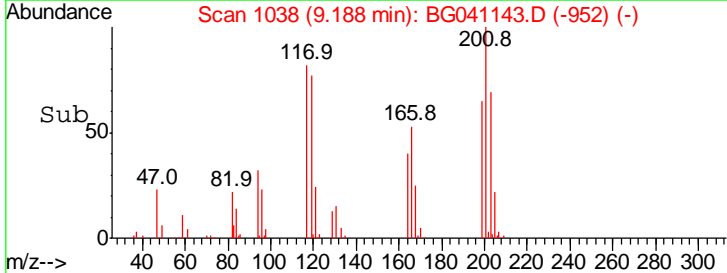
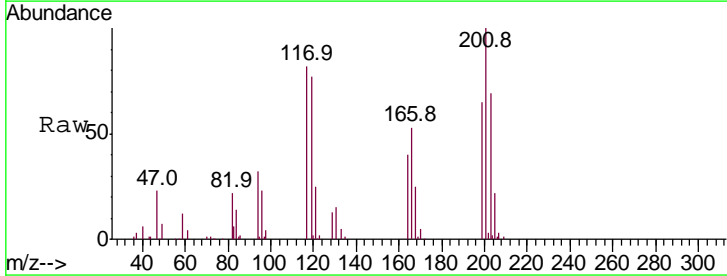
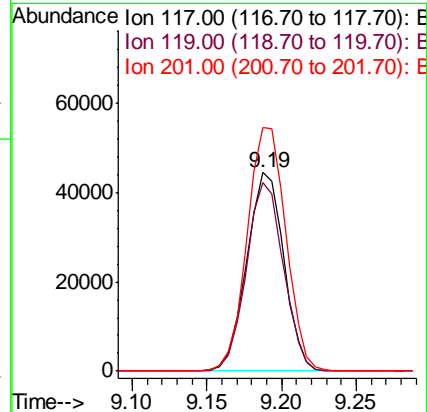
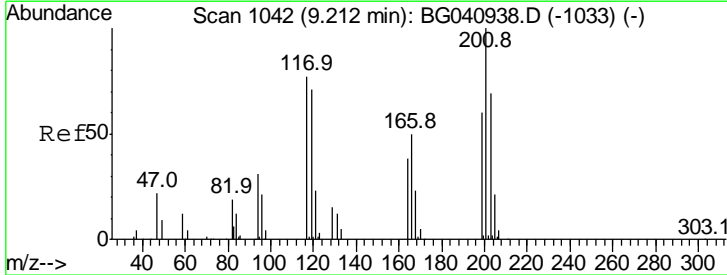
Instrument :
 BNA_G
 ClientSampled :

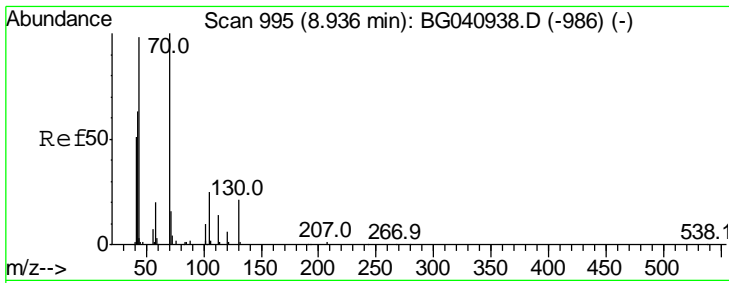
Tgt Ion	Resp	Lower	Upper
107	172901		
107	100		
108	109.8	87.7	131.5
77	56.2	46.6	70.0
79	53.3	44.6	66.8



#18
 Hexachloroethane
 Concen: 46.395 ng
 RT: 9.19 min Scan# 1038
 Delta R.T. -0.02 min
 Lab File: BG041143.D
 Acq: 8 Jun 2019 21:13

Tgt Ion	Resp	Lower	Upper
117	76403		
117	100		
119	94.8	75.0	112.6
201	122.6	103.5	155.3

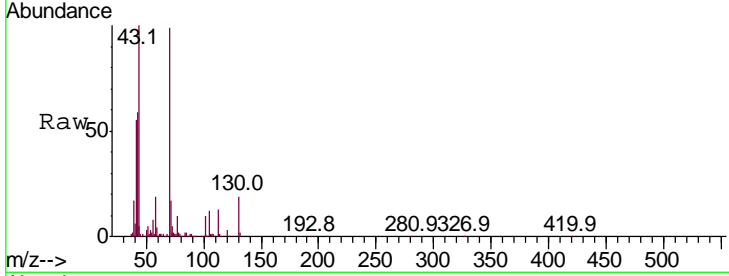




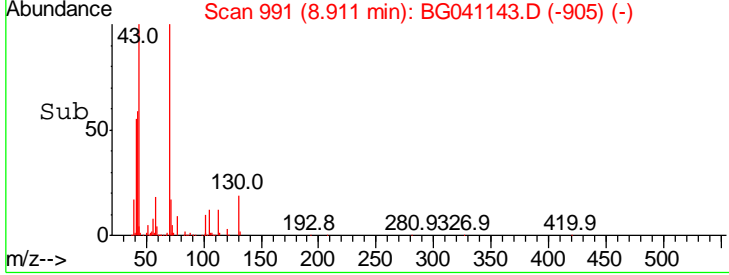
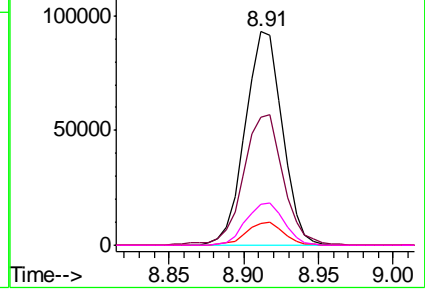
#19
 n-Nitroso-di-n-propylamine
 Concen: 45.339 ng
 RT: 8.91 min Scan# 991
 Delta R.T. -0.02 min
 Lab File: BG041143.D
 Acq: 8 Jun 2019 21:13

Instrument :
 BNA_G
 ClientSampleId :

Tgt Ion	Resp	Lower	Upper
70	159741		
42	60.1	51.5	77.3
101	10.1	8.1	12.1
130	19.0	16.6	24.8



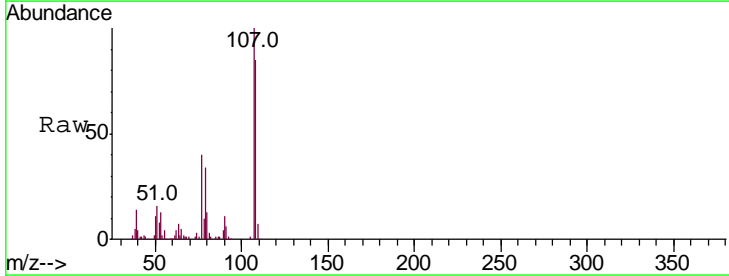
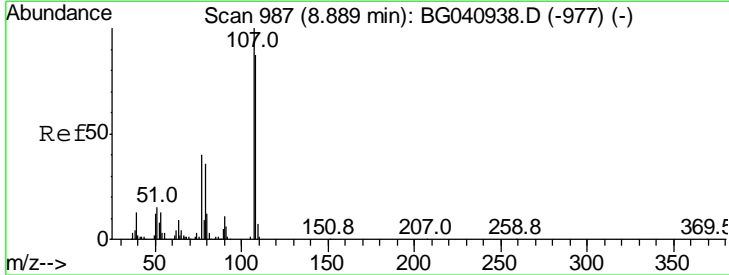
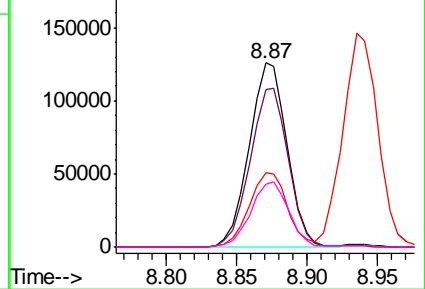
Abundance Ion 70.00 (69.70 to 70.70): BGC
 Ion 42.00 (41.70 to 42.70): BGC
 Ion 101.00 (100.70 to 101.70): BGC
 Ion 130.00 (129.70 to 130.70): BGC

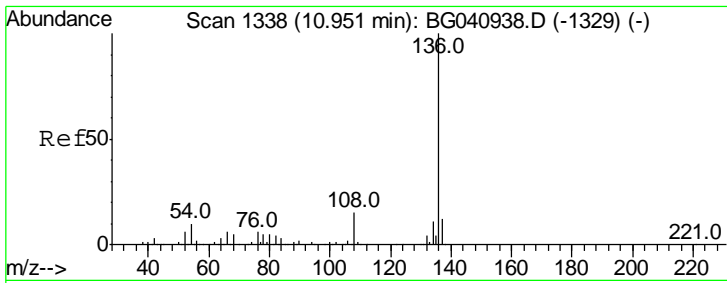


#20
 3+4-Methylphenols
 Concen: 47.996 ng
 RT: 8.87 min Scan# 984
 Delta R.T. -0.02 min
 Lab File: BG041143.D
 Acq: 8 Jun 2019 21:13

Tgt Ion	Resp	Lower	Upper
107	236303		
108	85.3	66.8	106.8
77	40.0	20.5	60.5
79	34.3	15.8	55.8

Abundance Ion 107.00 (106.70 to 107.70): BGC
 Ion 108.00 (107.70 to 108.70): BGC
 Ion 77.00 (76.70 to 77.70): BGC
 Ion 79.00 (78.70 to 79.70): BGC



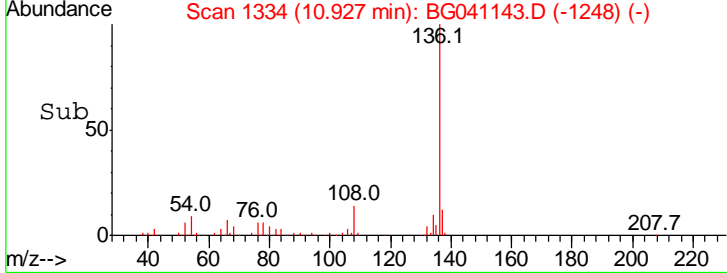
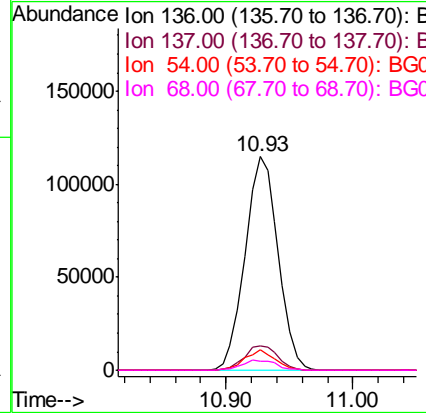
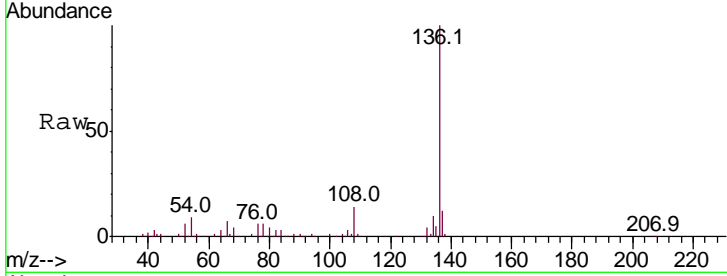


#21
 Naphthalene-d8
 Concen: 20.000 ng
 RT: 10.93 min Scan# 1334
 Delta R.T. -0.02 min
 Lab File: BG041143.D
 Acq: 8 Jun 2019 21:13

Instrument :
 BNA_G
 ClientSampled :

Tgt Ion:136 Resp: 207242

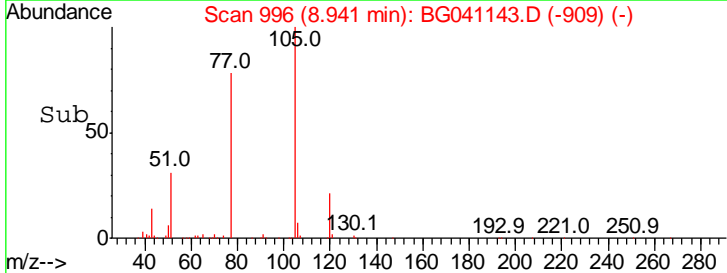
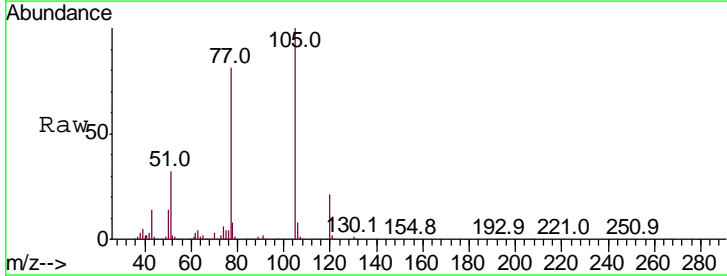
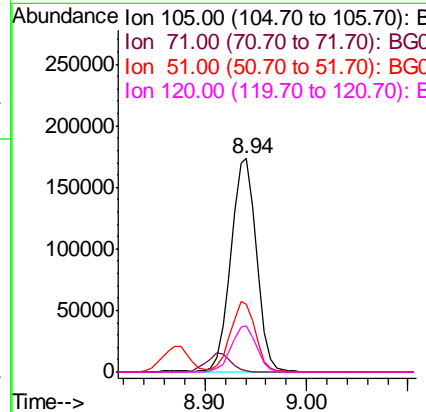
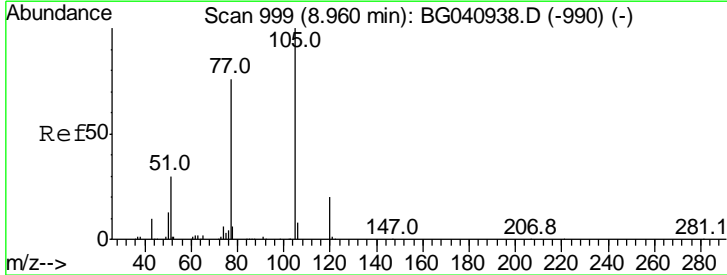
Ion	Ratio	Lower	Upper
136	100		
137	11.6	9.5	14.3
54	9.4	7.6	11.4
68	4.3	3.9	5.9

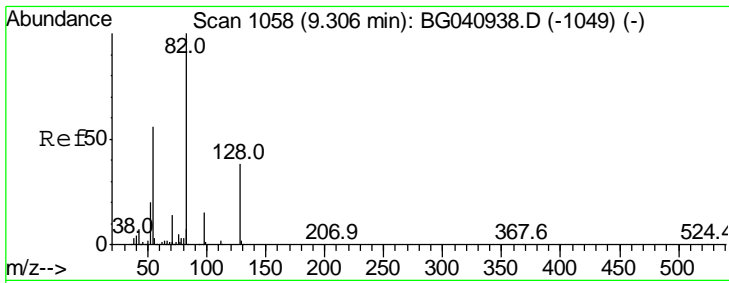


#22
 Acetophenone
 Concen: 52.250 ng
 RT: 8.94 min Scan# 996
 Delta R.T. -0.02 min
 Lab File: BG041143.D
 Acq: 8 Jun 2019 21:13

Tgt Ion:105 Resp: 303754

Ion	Ratio	Lower	Upper
105	100		
71	0.4	0.4	0.6#
51	31.9	27.0	40.6
120	21.4	16.2	24.4

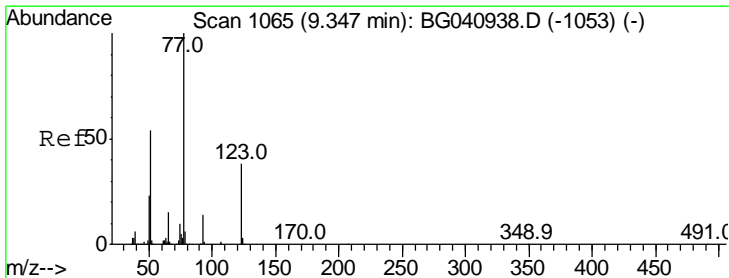
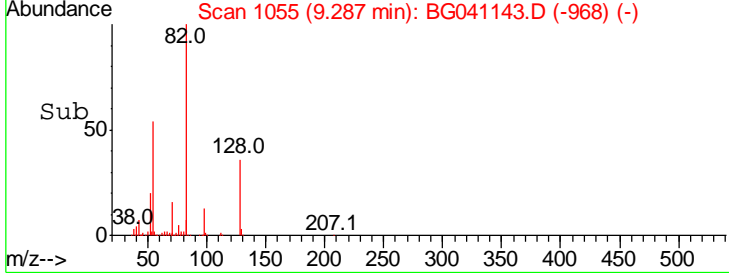
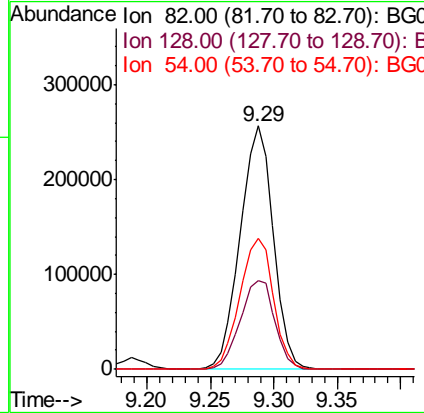
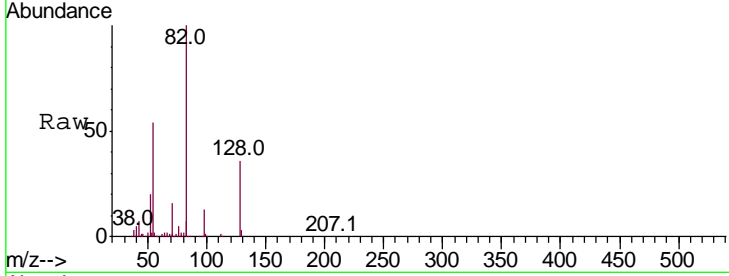




#23
 Nitrobenzene-d5
 Concen: 99.409 ng
 RT: 9.29 min Scan# 1055
 Delta R.T. -0.02 min
 Lab File: BG041143.D
 Acq: 8 Jun 2019 21:13

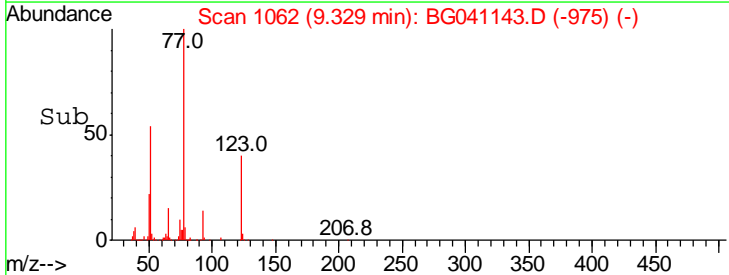
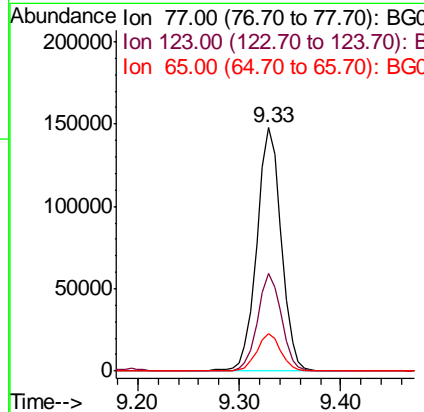
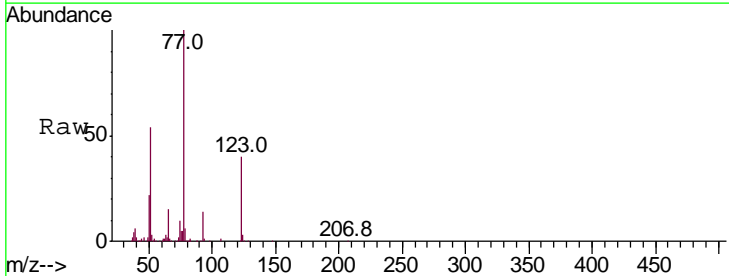
Instrument :
 BNA_G
 ClientSampled :

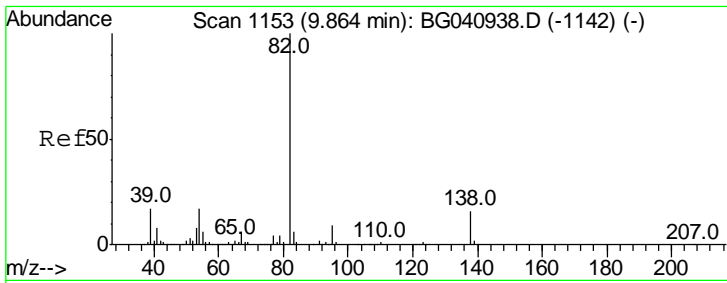
Tgt Ion	Resp	Lower	Upper
82	464067		
82	100		
128	36.4	30.5	45.7
54	53.6	44.6	66.8



#24
 Nitrobenzene
 Concen: 51.989 ng
 RT: 9.33 min Scan# 1062
 Delta R.T. -0.02 min
 Lab File: BG041143.D
 Acq: 8 Jun 2019 21:13

Tgt Ion	Resp	Lower	Upper
77	247329		
77	100		
123	40.0	30.6	46.0
65	15.4	12.3	18.5

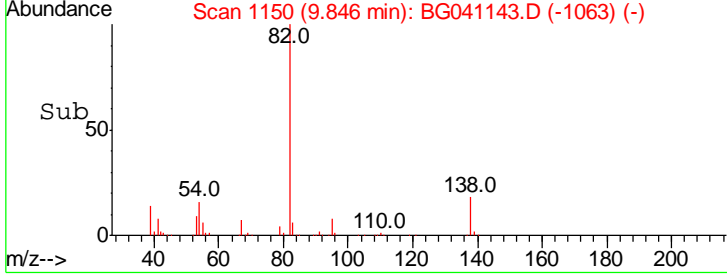
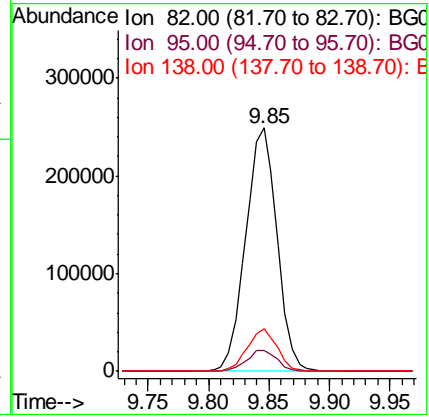
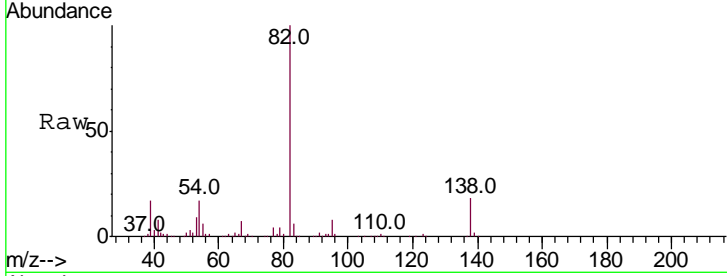




#25
 Isophorone
 Concen: 50.697 ng
 RT: 9.85 min Scan# 1150
 Delta R.T. -0.02 min
 Lab File: BG041143.D
 Acq: 8 Jun 2019 21:13

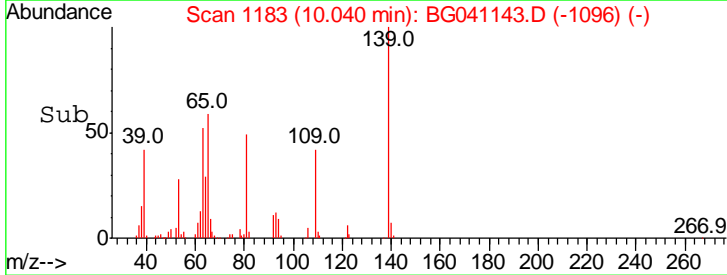
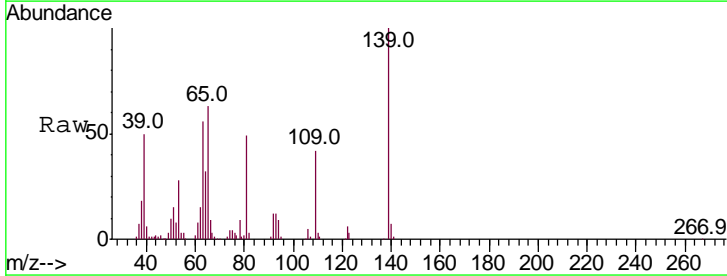
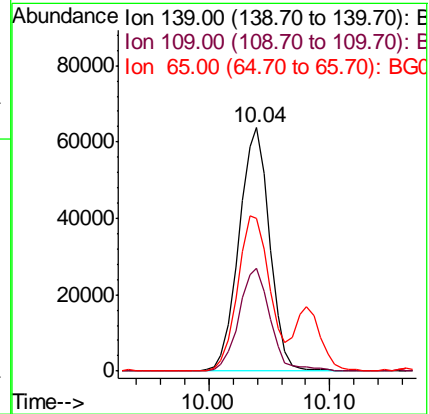
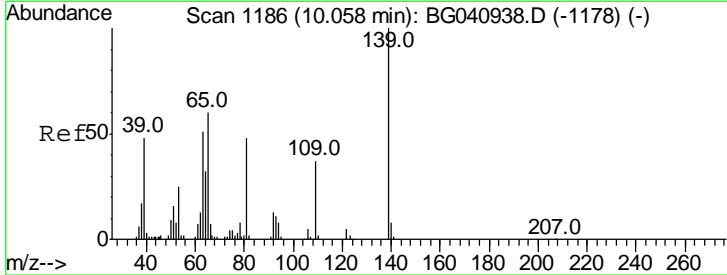
Instrument :
 BNA_G
 ClientSampled :

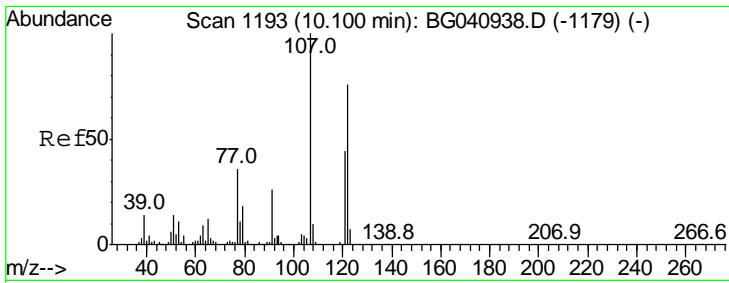
Tgt Ion	Resp	Lower	Upper
82	100		
95	8.3	7.0	10.4
138	17.6	12.6	19.0



#26
 2-Nitrophenol
 Concen: 57.429 ng
 RT: 10.04 min Scan# 1183
 Delta R.T. -0.02 min
 Lab File: BG041143.D
 Acq: 8 Jun 2019 21:13

Tgt Ion	Resp	Lower	Upper
139	100		
109	42.1	29.8	44.6
65	62.7	47.8	71.6

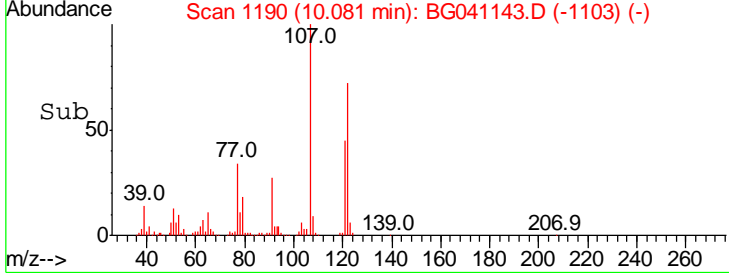
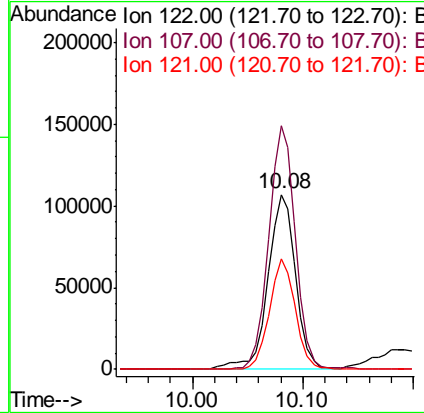
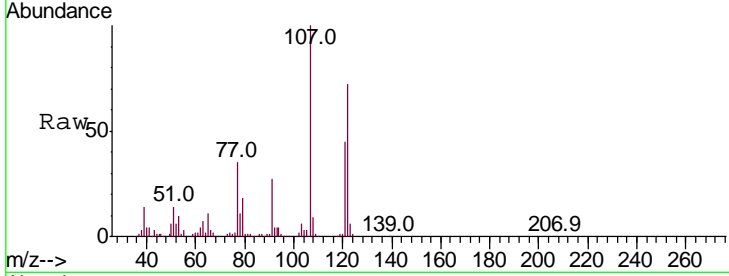




#27
 2,4-Dimethylphenol
 Concen: 57.935 ng
 RT: 10.08 min Scan# 1190
 Delta R.T. -0.02 min
 Lab File: BG041143.D
 Acq: 8 Jun 2019 21:13

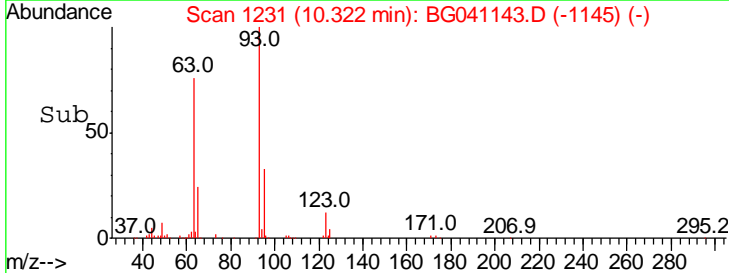
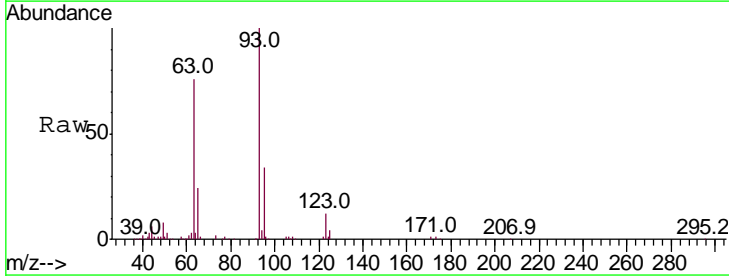
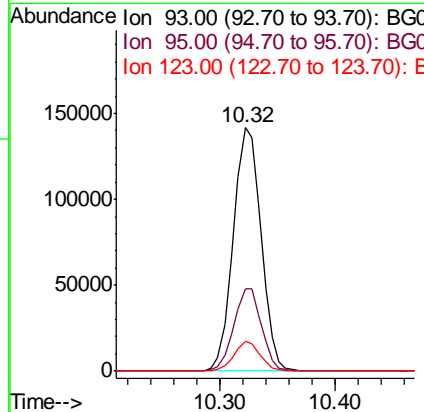
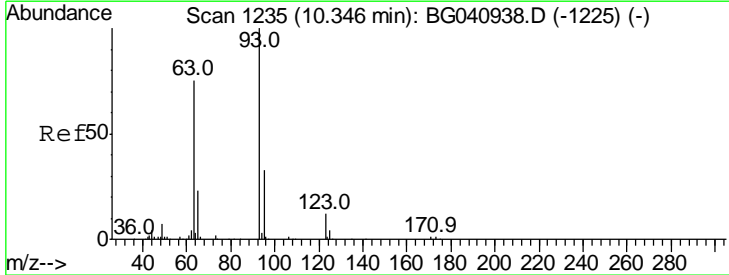
Instrument :
 BNA_G
 ClientSampled :

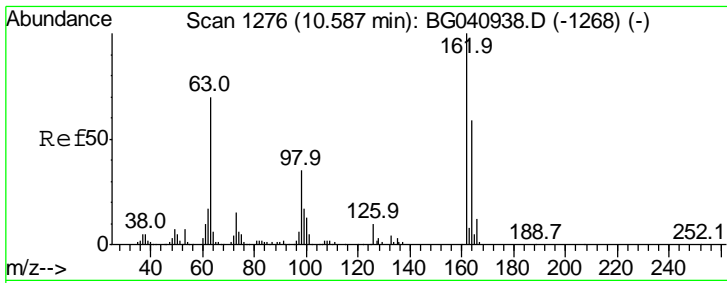
Tgt Ion	Resp	Lower	Upper
122	187657		
107	139.4	105.9	158.9
121	63.0	46.2	69.4



#28
 bis(2-Chloroethoxy)methane
 Concen: 49.311 ng
 RT: 10.32 min Scan# 1231
 Delta R.T. -0.02 min
 Lab File: BG041143.D
 Acq: 8 Jun 2019 21:13

Tgt Ion	Resp	Lower	Upper
93	236447		
93	100		
95	33.6	26.2	39.2
123	12.2	9.5	14.3

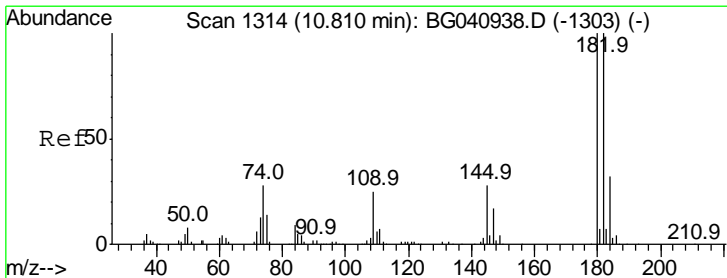
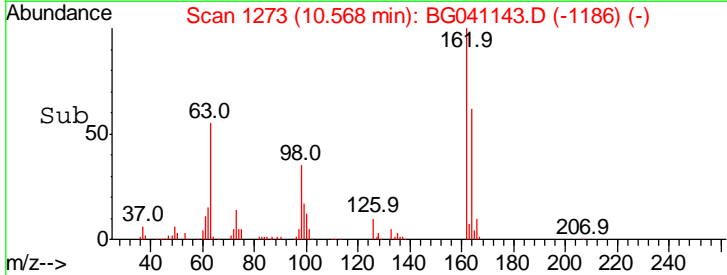
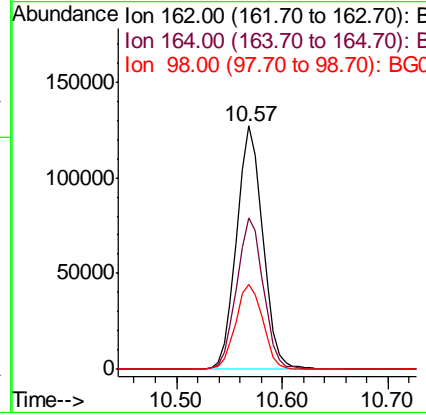
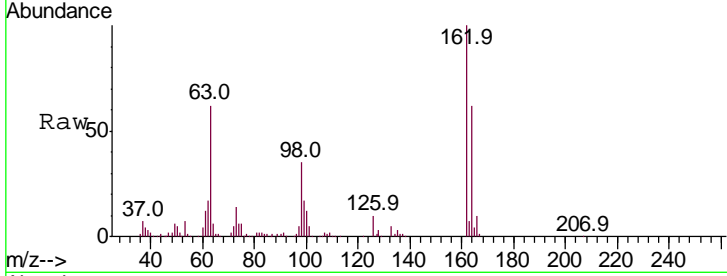




#29
 2,4-Dichlorophenol
 Concen: 52.794 ng
 RT: 10.57 min Scan# 1273
 Delta R.T. -0.02 min
 Lab File: BG041143.D
 Acq: 8 Jun 2019 21:13

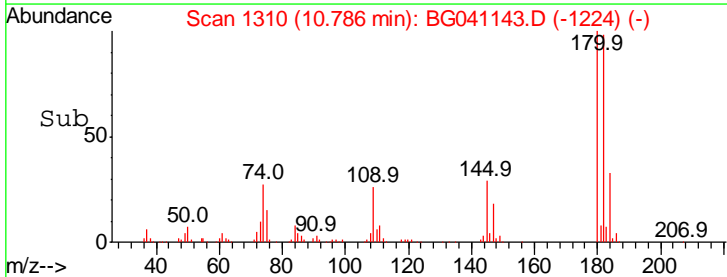
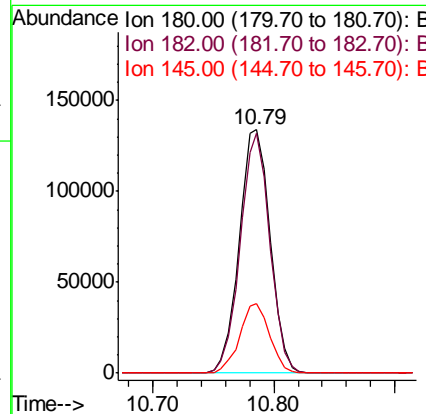
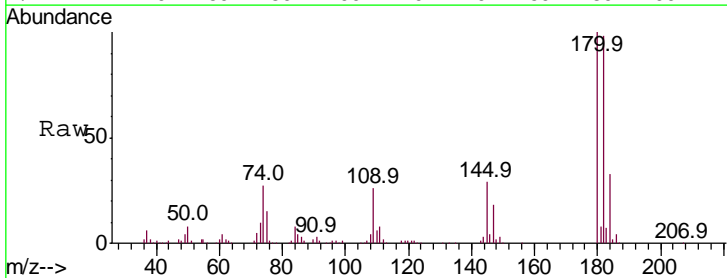
Instrument :
 BNA_G
 ClientSampled :

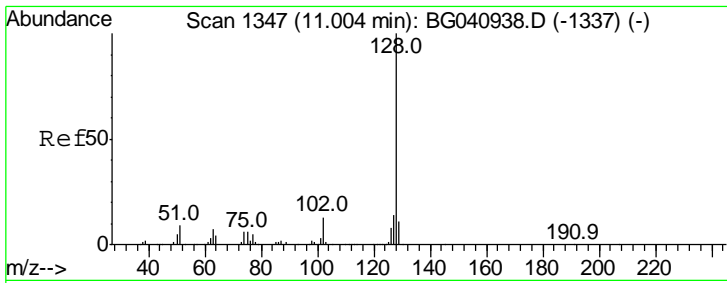
Tgt Ion	Resp	Lower	Upper
162	100		
164	62.0	39.4	79.4
98	35.1	15.3	55.3



#30
 1,2,4-Trichlorobenzene
 Concen: 51.088 ng
 RT: 10.79 min Scan# 1310
 Delta R.T. -0.02 min
 Lab File: BG041143.D
 Acq: 8 Jun 2019 21:13

Tgt Ion	Resp	Lower	Upper
180	100		
182	98.4	79.7	119.5
145	28.5	22.6	34.0

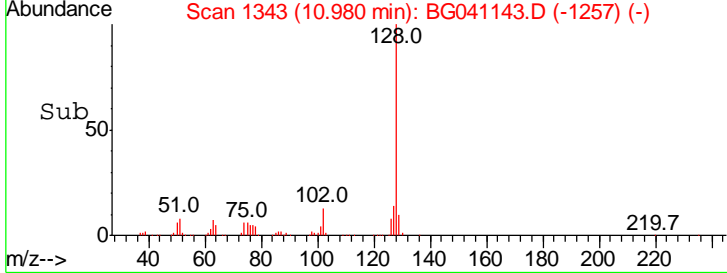
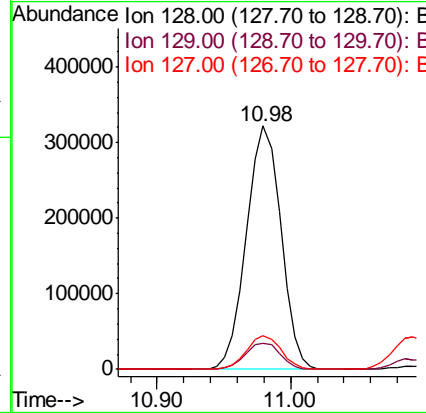
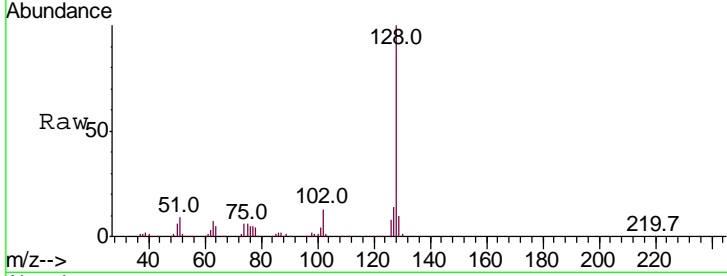




#31
 Naphthalene
 Concen: 51.733 ng
 RT: 10.98 min Scan# 1343
 Delta R.T. -0.02 min
 Lab File: BG041143.D
 Acq: 8 Jun 2019 21:13

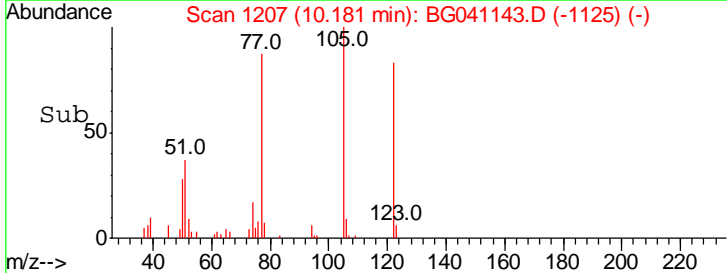
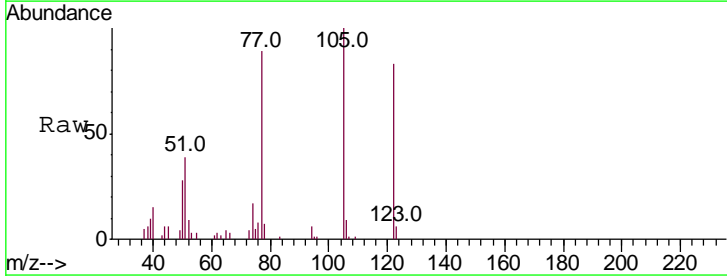
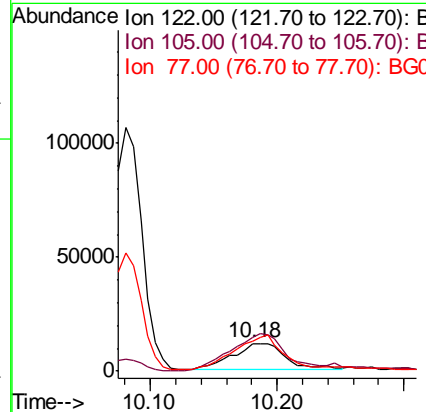
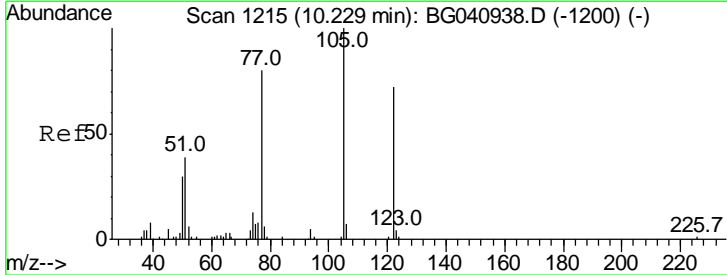
Instrument :
 BNA_G
 ClientSampled :

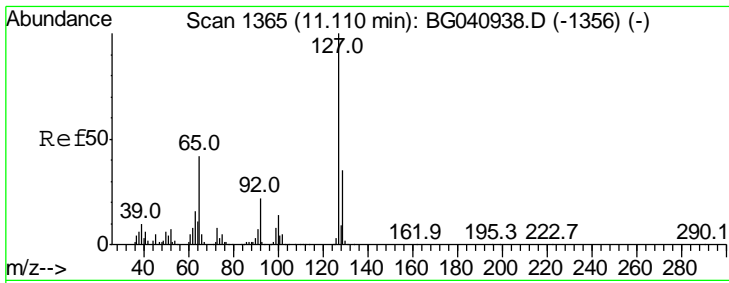
Tgt Ion	Resp	Lower	Upper
128	100		
129	10.4	8.5	12.7
127	13.9	11.4	17.2



#32
 Benzoic acid
 Concen: 19.460 ng
 RT: 10.18 min Scan# 1207
 Delta R.T. -0.05 min
 Lab File: BG041143.D
 Acq: 8 Jun 2019 21:13

Tgt Ion	Resp	Lower	Upper
122	100		
105	119.9	114.8	154.8
77	106.1	89.9	129.9

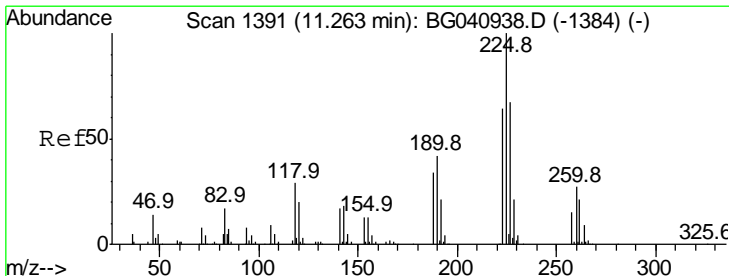
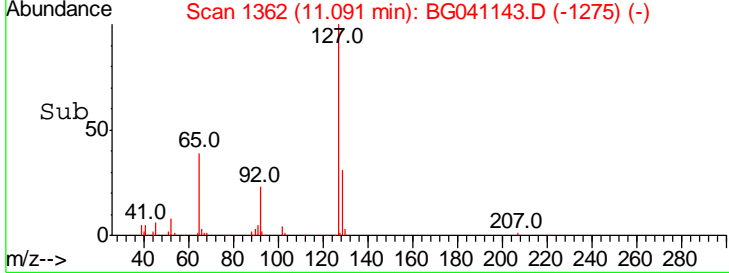
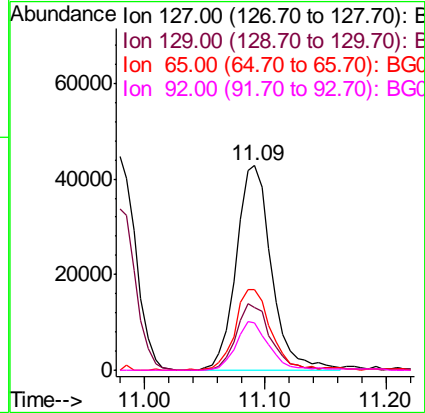
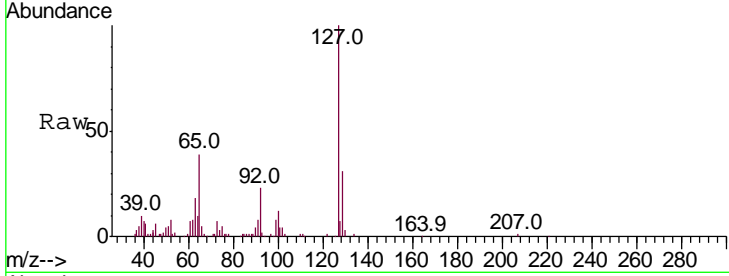




#33
 4-Chloroaniline
 Concen: 16.893 ng
 RT: 11.09 min Scan# 1362
 Delta R.T. -0.02 min
 Lab File: BG041143.D
 Acq: 8 Jun 2019 21:13

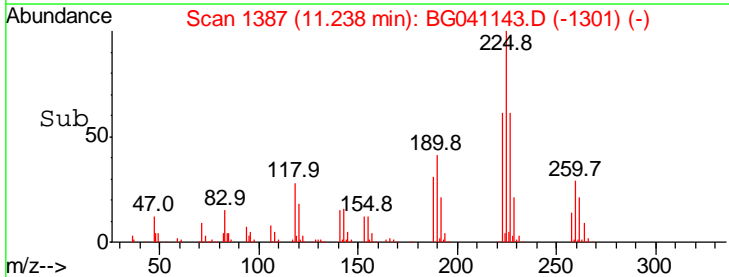
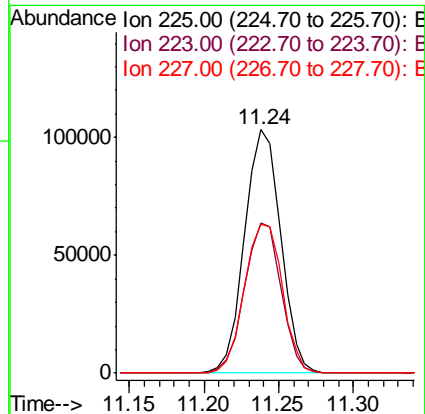
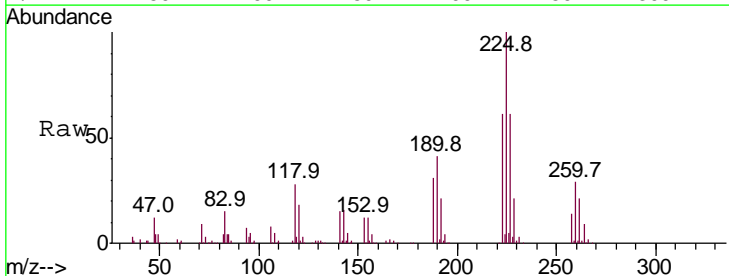
Instrument :
 BNA_G
 ClientSampled :

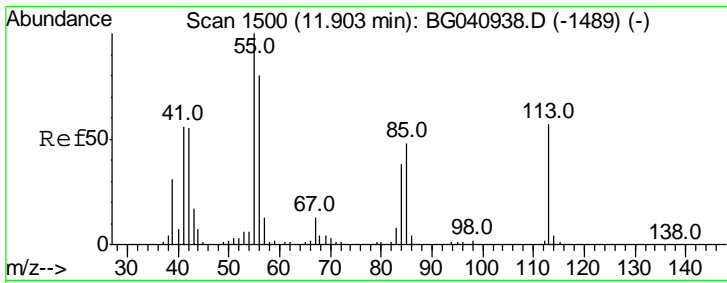
Tgt Ion	Resp	Lower	Upper
127	100		
129	30.8	27.7	41.5
65	39.2	33.2	49.8
92	23.1	17.2	25.8



#34
 Hexachlorobutadiene
 Concen: 48.384 ng
 RT: 11.24 min Scan# 1387
 Delta R.T. -0.02 min
 Lab File: BG041143.D
 Acq: 8 Jun 2019 21:13

Tgt Ion	Resp	Lower	Upper
225	100		
223	61.4	48.8	73.2
227	61.4	51.4	77.0

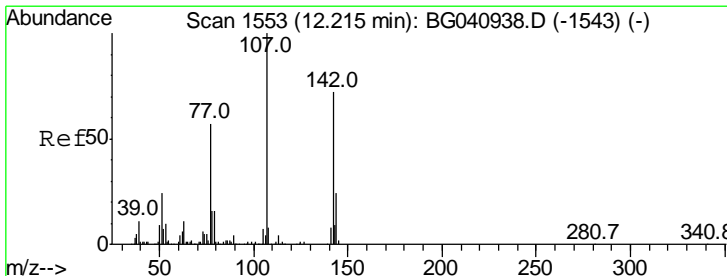
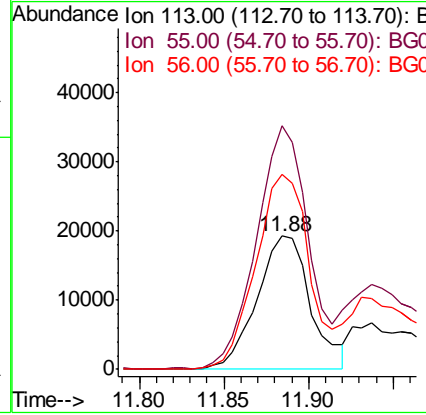
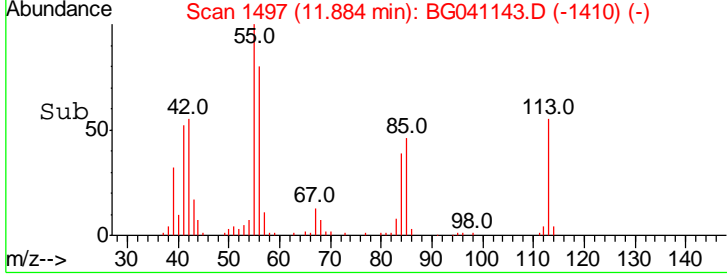
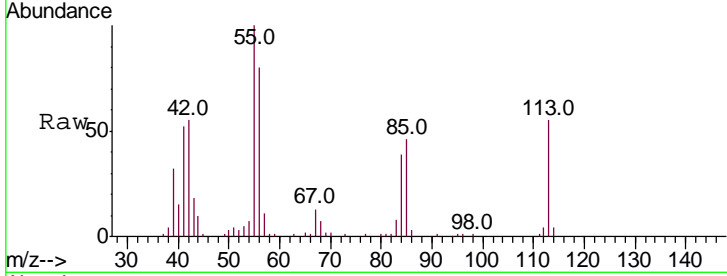




#35
 Caprolactam
 Concen: 31.271 ng
 RT: 11.88 min Scan# 1497
 Delta R.T. -0.02 min
 Lab File: BG041143.D
 Acq: 8 Jun 2019 21:13

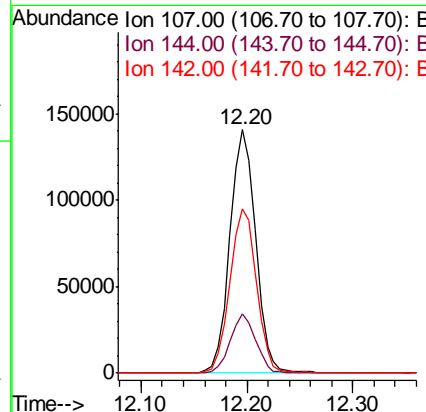
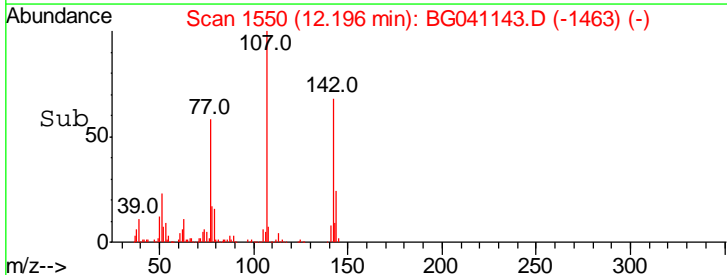
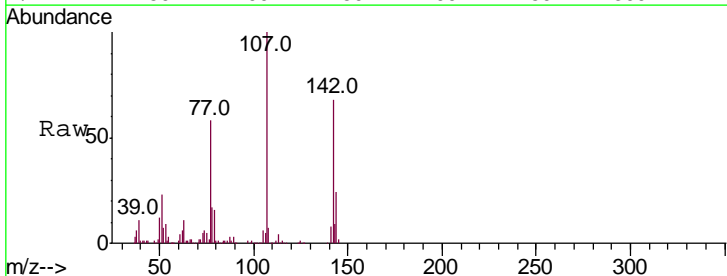
Instrument :
 BNA_G
 ClientSampled :

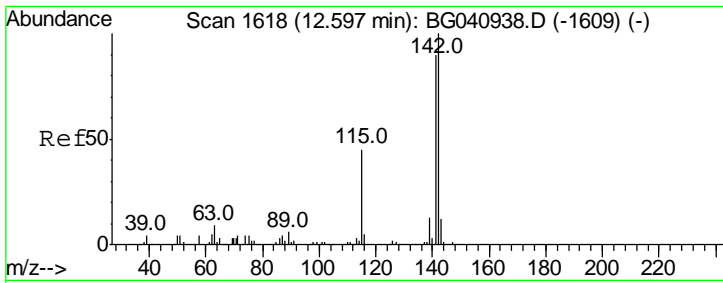
Tgt Ion	Resp	Lower	Upper
113	100		
55	182.5	155.9	195.9
56	145.7	119.9	159.9



#36
 4-Chloro-3-methylphenol
 Concen: 50.623 ng
 RT: 12.20 min Scan# 1550
 Delta R.T. -0.02 min
 Lab File: BG041143.D
 Acq: 8 Jun 2019 21:13

Tgt Ion	Resp	Lower	Upper
107	100		
144	24.1	19.4	29.0
142	67.7	57.3	85.9

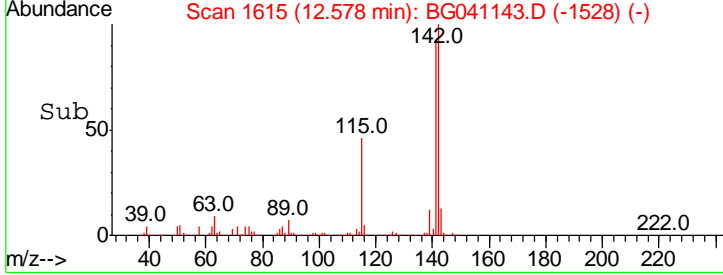
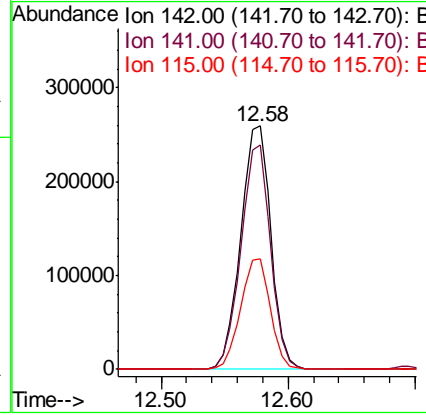
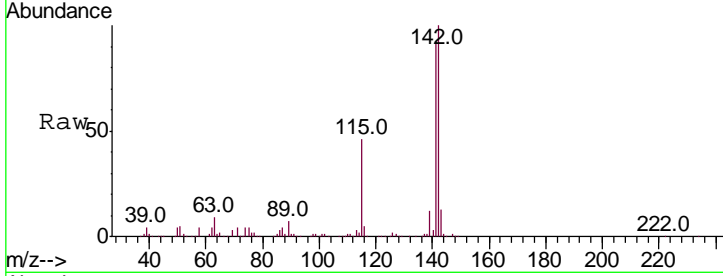




#37
 2-Methylnaphthalene
 Concen: 49.653 ng
 RT: 12.58 min Scan# 1615
 Delta R.T. -0.02 min
 Lab File: BG041143.D
 Acq: 8 Jun 2019 21:13

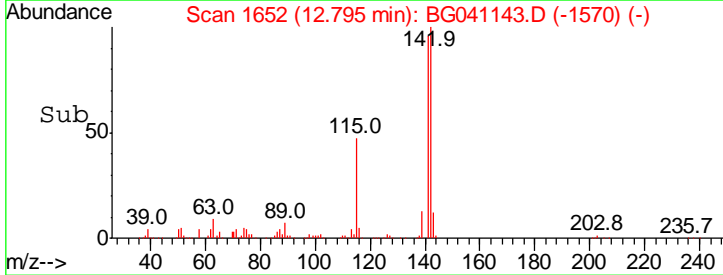
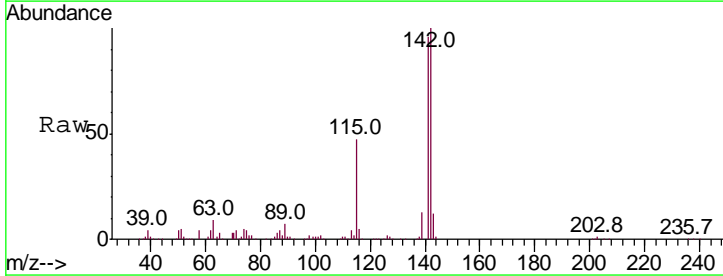
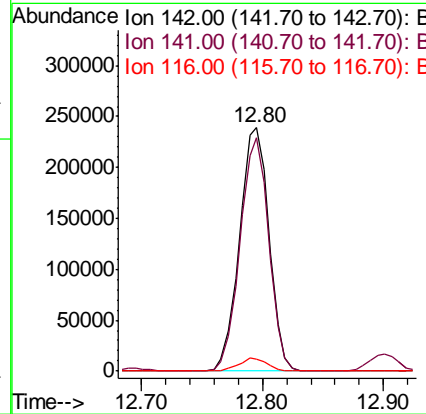
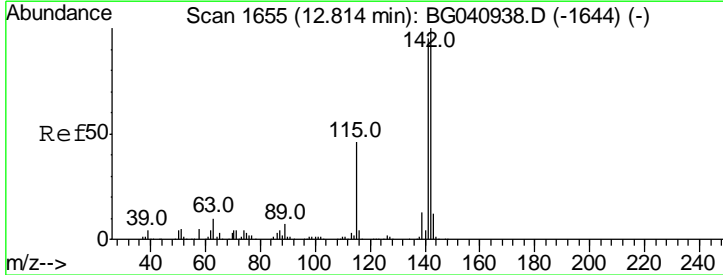
Instrument :
 BNA_G
 ClientSampled :

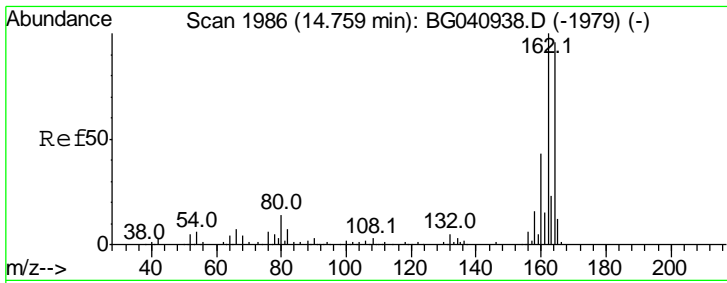
Tgt Ion	Resp	Lower	Upper
142	100		
141	92.4	72.2	108.4
115	45.6	36.2	54.4



#38
 1-Methylnaphthalene
 Concen: 50.409 ng
 RT: 12.80 min Scan# 1652
 Delta R.T. -0.02 min
 Lab File: BG041143.D
 Acq: 8 Jun 2019 21:13

Tgt Ion	Resp	Lower	Upper
142	100		
141	95.7	75.7	113.5
116	5.0	3.4	5.2

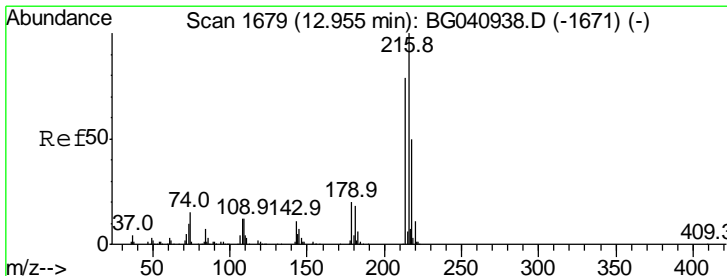
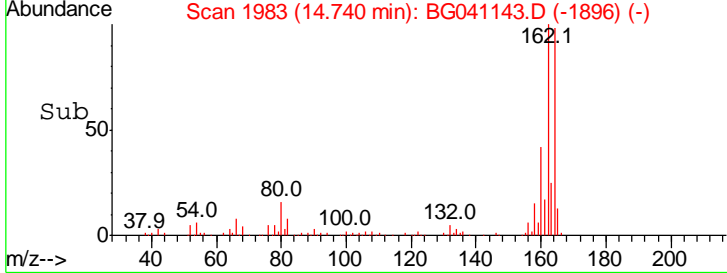
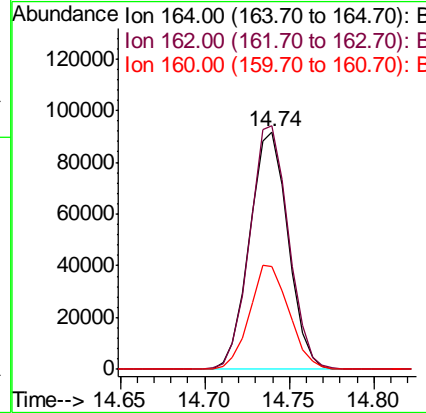
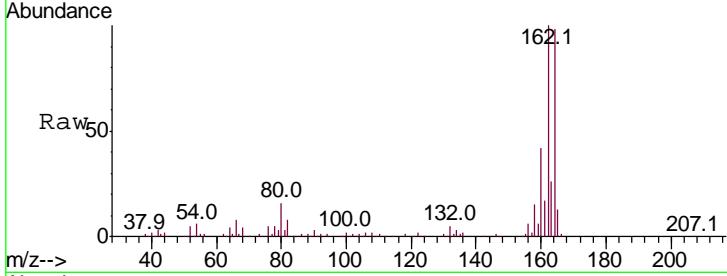




#39
 Acenaphthene-d10
 Concen: 20.000 ng
 RT: 14.74 min Scan# 1983
 Delta R.T. -0.02 min
 Lab File: BG041143.D
 Acq: 8 Jun 2019 21:13

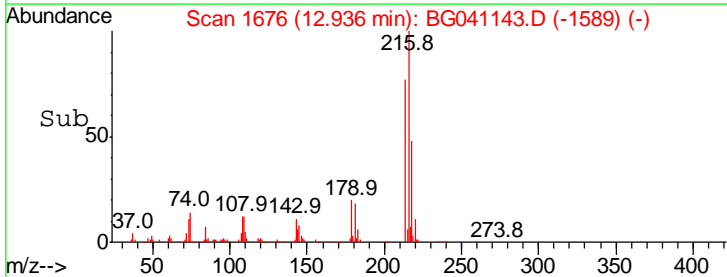
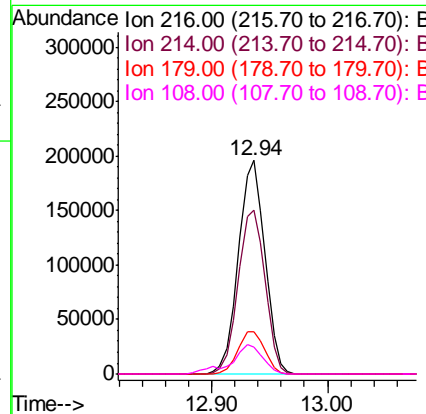
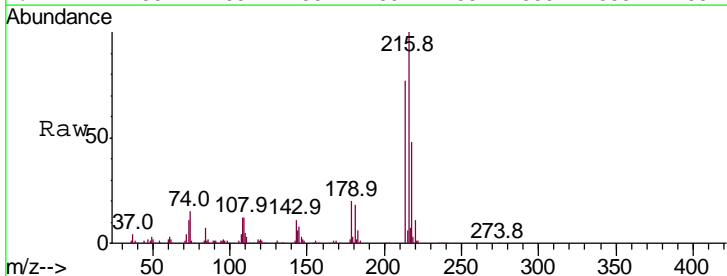
Instrument :
 BNA_G
 ClientSampled :

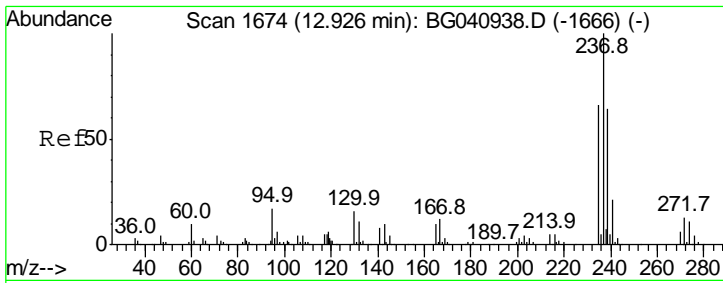
Tgt Ion	Resp	Lower	Upper
164	100		
162	102.4	83.0	124.4
160	43.3	35.6	53.4



#40
 1,2,4,5-Tetrachlorobenzene
 Concen: 53.296 ng
 RT: 12.94 min Scan# 1676
 Delta R.T. -0.02 min
 Lab File: BG041143.D
 Acq: 8 Jun 2019 21:13

Tgt Ion	Resp	Lower	Upper
216	100		
214	77.9	63.4	95.2
179	20.0	15.2	22.8
108	16.2	11.4	17.2

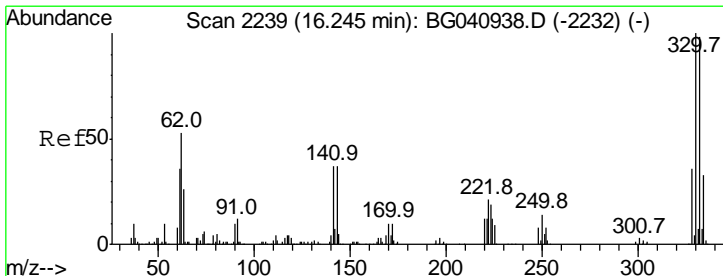
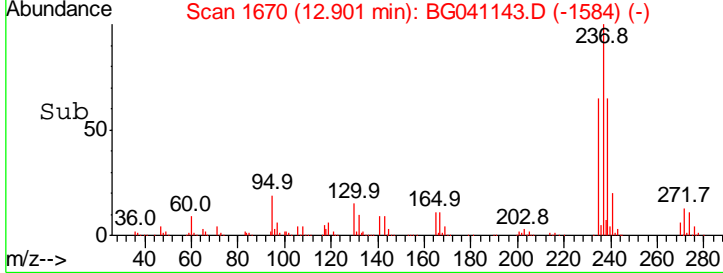
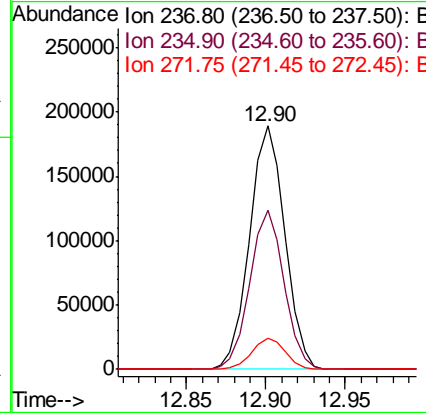
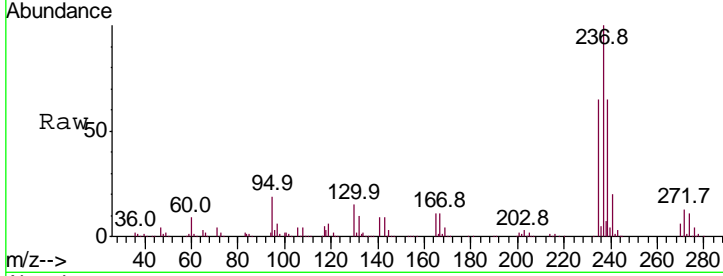




#41
 Hexachlorocyclopentadiene
 Concen: 91.670 ng
 RT: 12.90 min Scan# 1670
 Delta R.T. -0.02 min
 Lab File: BG041143.D
 Acq: 8 Jun 2019 21:13

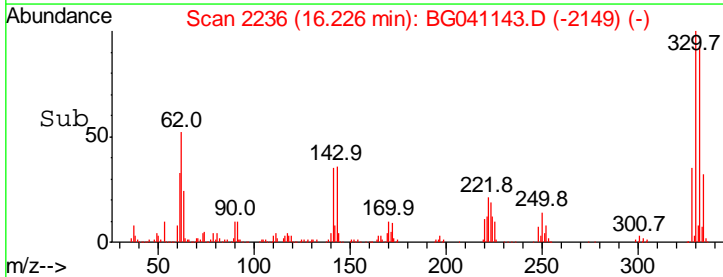
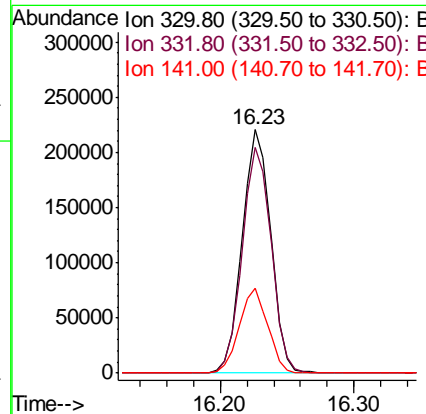
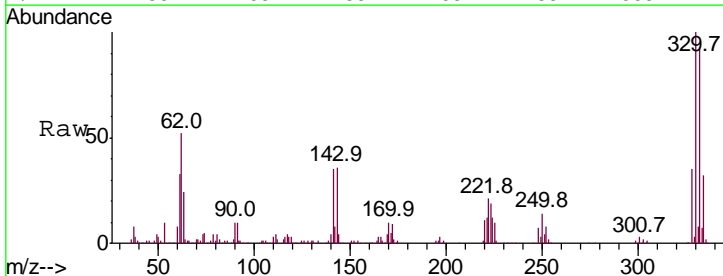
Instrument :
 BNA_G
 ClientSampled :

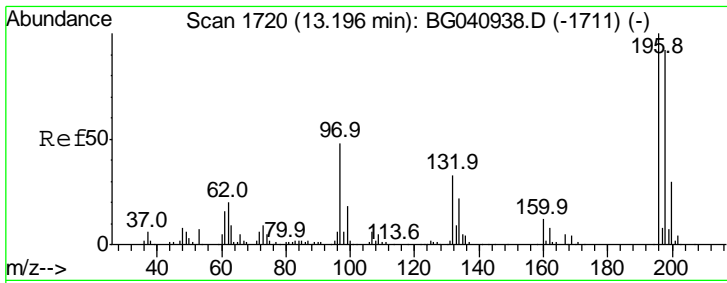
Tgt Ion	Resp	Lower	Upper
237	100		
235	65.3	45.5	85.5
272	12.7	0.0	32.9



#42
 2,4,6-Tribromophenol
 Concen: 151.544 ng
 RT: 16.23 min Scan# 2236
 Delta R.T. -0.02 min
 Lab File: BG041143.D
 Acq: 8 Jun 2019 21:13

Tgt Ion	Resp	Lower	Upper
330	100		
332	94.4	78.5	117.7
141	34.9	28.7	43.1

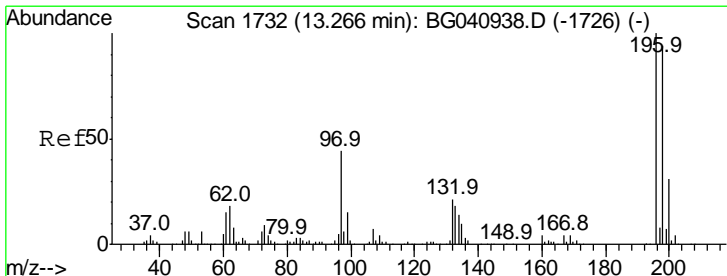
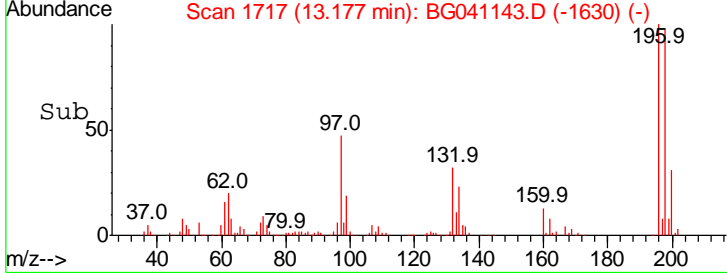
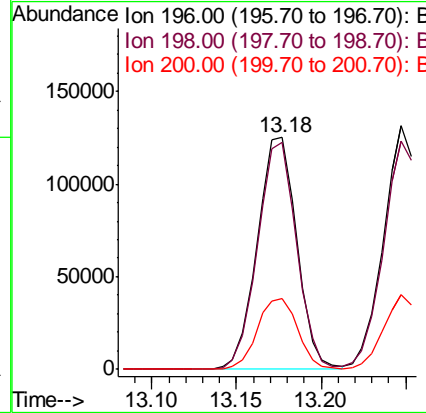
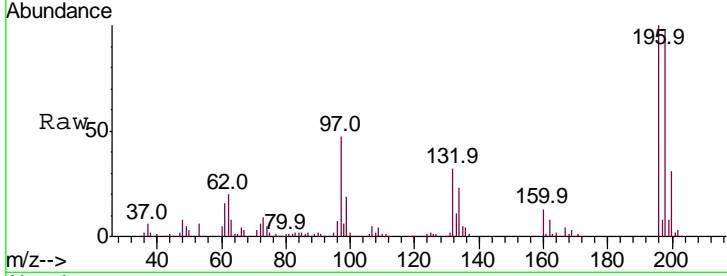




#43
 2,4,6-Trichlorophenol
 Concen: 53.638 ng
 RT: 13.18 min Scan# 1717
 Delta R.T. -0.02 min
 Lab File: BG041143.D
 Acq: 8 Jun 2019 21:13

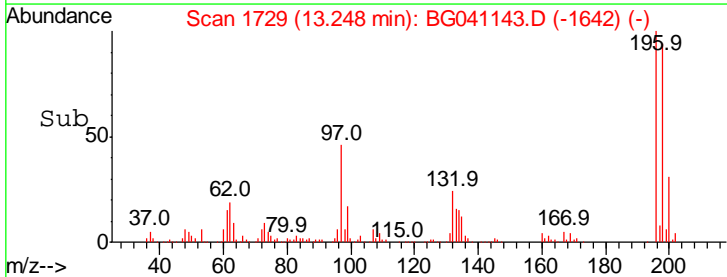
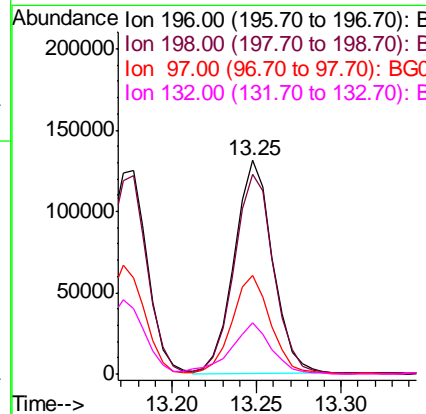
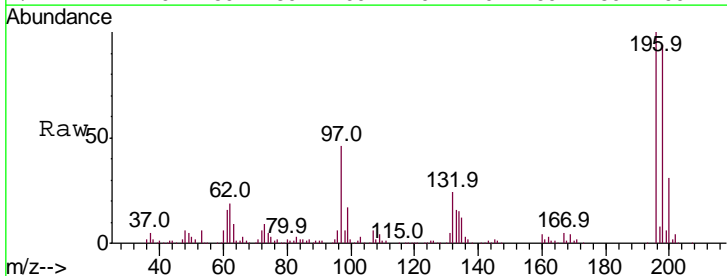
Instrument :
 BNA_G
 ClientSampled :

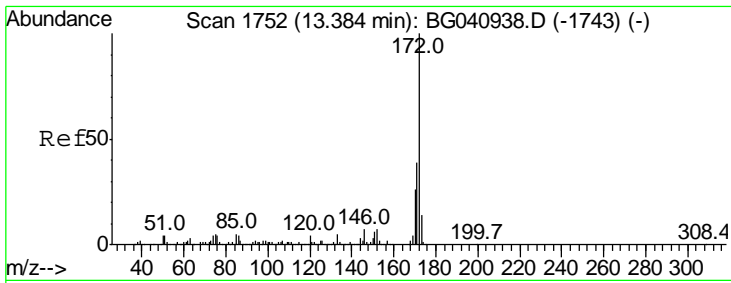
Tgt Ion	Resp	Lower	Upper
196	100		
198	97.7	73.8	110.6
200	30.8	24.1	36.1



#44
 2,4,5-Trichlorophenol
 Concen: 51.917 ng
 RT: 13.25 min Scan# 1729
 Delta R.T. -0.02 min
 Lab File: BG041143.D
 Acq: 8 Jun 2019 21:13

Tgt Ion	Resp	Lower	Upper
196	100		
198	93.7	75.1	112.7
97	45.9	35.6	53.4
132	23.8	16.7	25.1

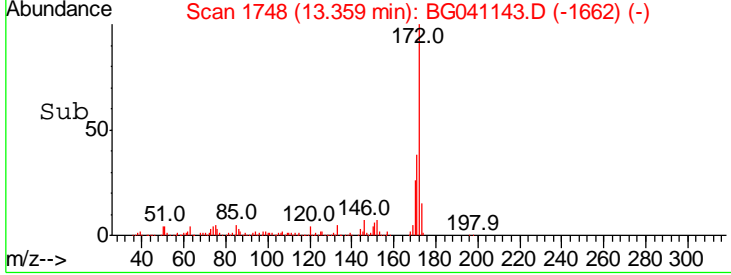
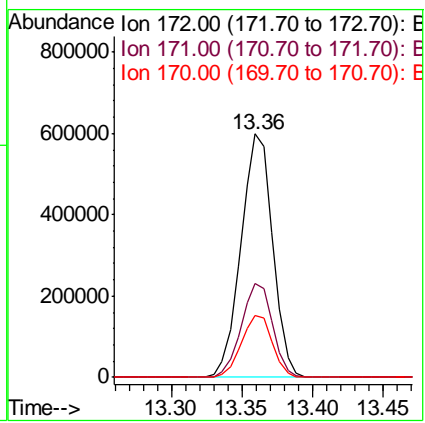
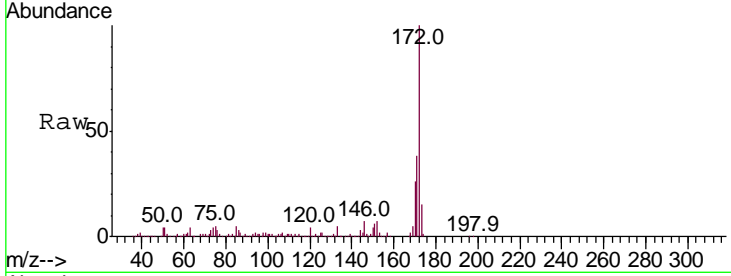




#45
 2-Fluorobiphenyl
 Concen: 93.317 ng
 RT: 13.36 min Scan# 1748
 Delta R.T. -0.02 min
 Lab File: BG041143.D
 Acq: 8 Jun 2019 21:13

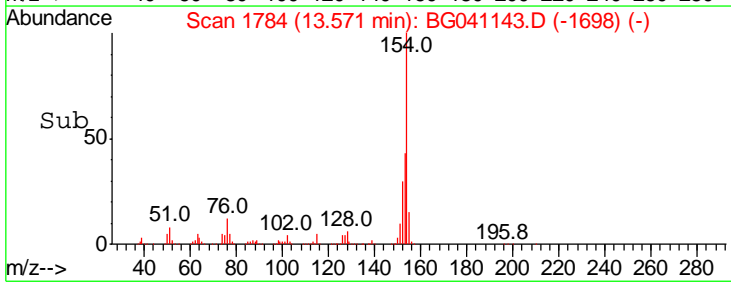
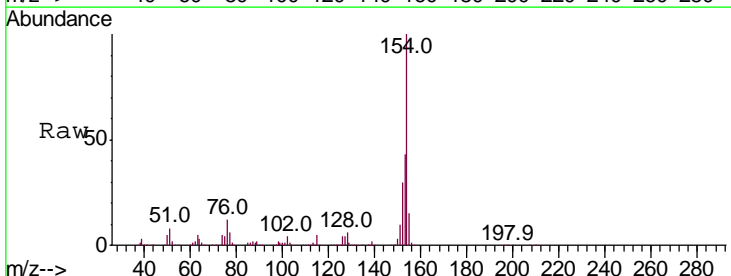
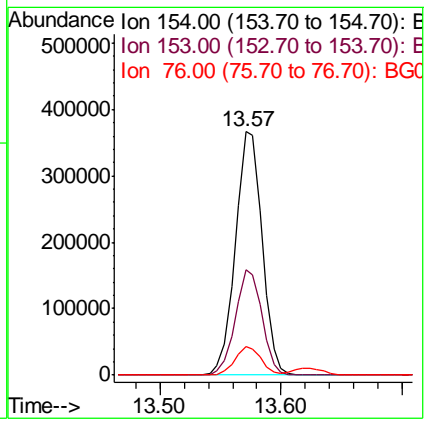
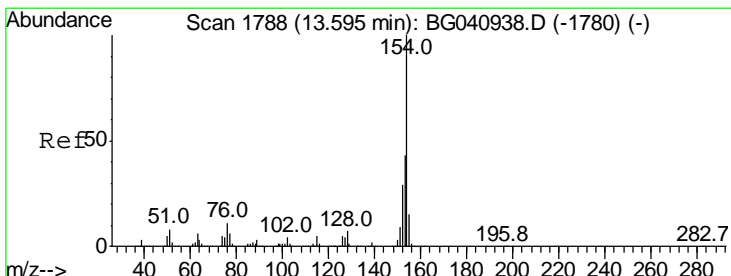
Instrument :
 BNA_G
 ClientSampled :

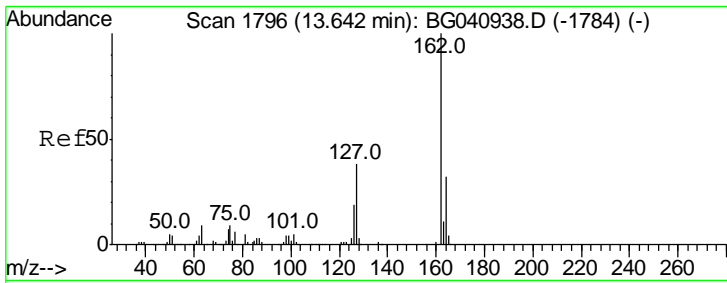
Tgt Ion	Resp	Lower	Upper
172	100		
171	38.3	31.1	46.7
170	25.6	20.5	30.7



#46
 1,1'-Biphenyl
 Concen: 52.500 ng
 RT: 13.57 min Scan# 1784
 Delta R.T. -0.02 min
 Lab File: BG041143.D
 Acq: 8 Jun 2019 21:13

Tgt Ion	Resp	Lower	Upper
154	100		
153	43.1	23.3	63.3
76	11.5	0.0	31.1

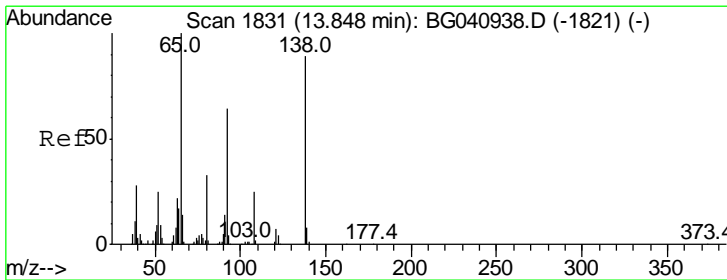
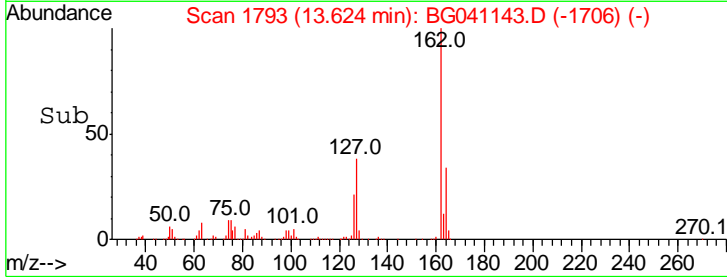
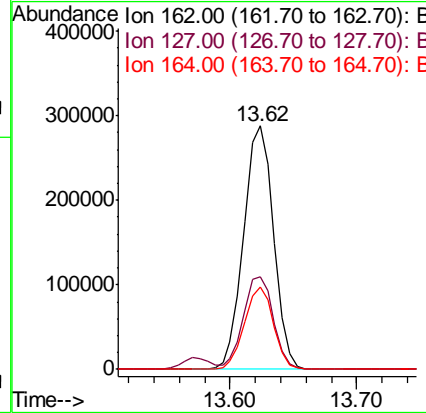
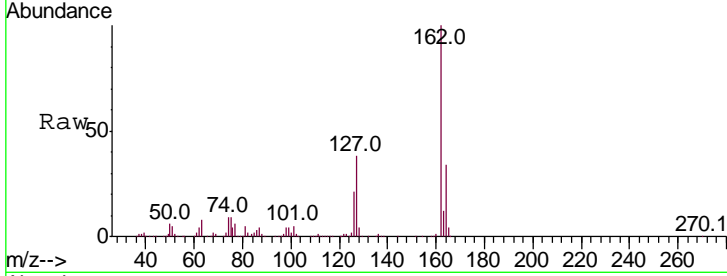




#47
 2-Chloronaphthalene
 Concen: 51.161 ng
 RT: 13.62 min Scan# 1793
 Delta R.T. -0.02 min
 Lab File: BG041143.D
 Acq: 8 Jun 2019 21:13

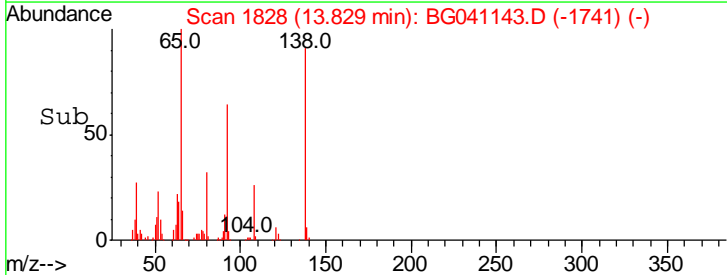
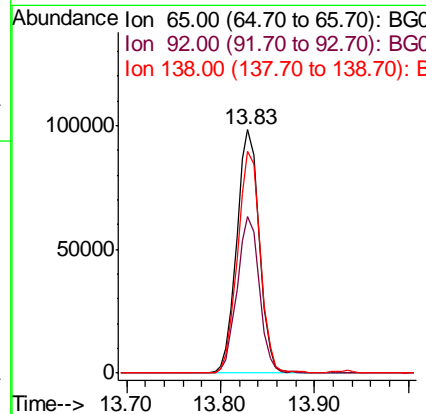
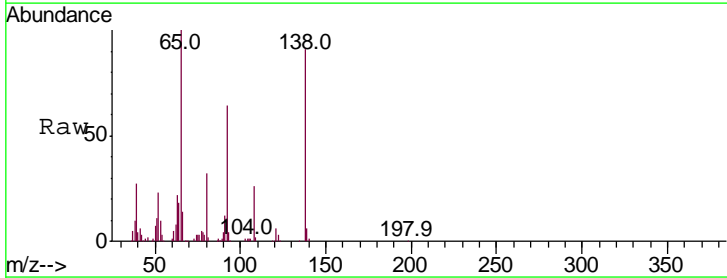
Instrument :
 BNA_G
 ClientSampled :

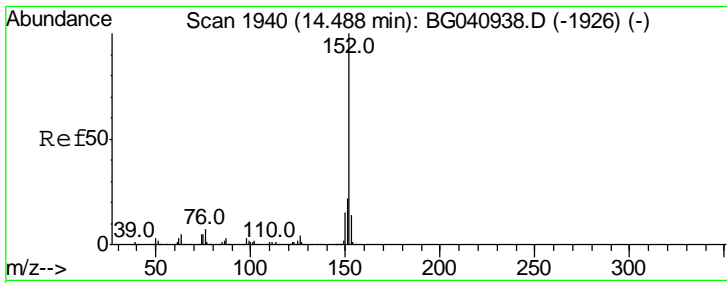
Tgt Ion	Resp	Lower	Upper
162	100		
127	38.0	30.5	45.7
164	33.7	25.8	38.6



#48
 2-Nitroaniline
 Concen: 49.738 ng
 RT: 13.83 min Scan# 1828
 Delta R.T. -0.02 min
 Lab File: BG041143.D
 Acq: 8 Jun 2019 21:13

Tgt Ion	Resp	Lower	Upper
65	100		
92	64.2	51.0	76.6
138	91.1	71.2	106.8

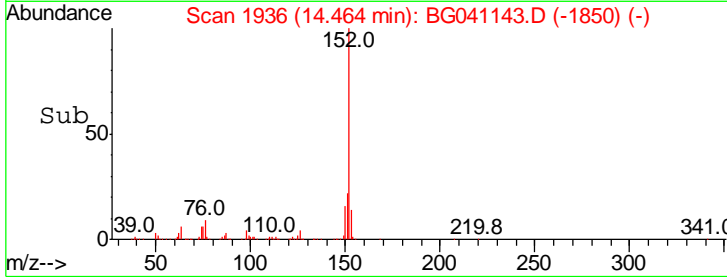
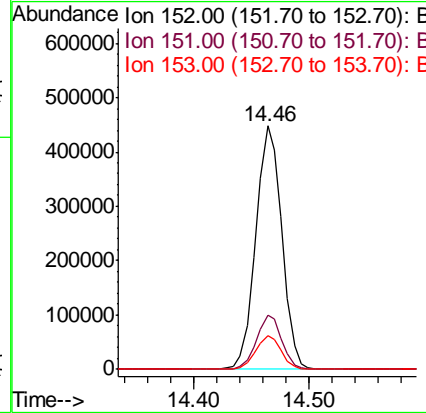
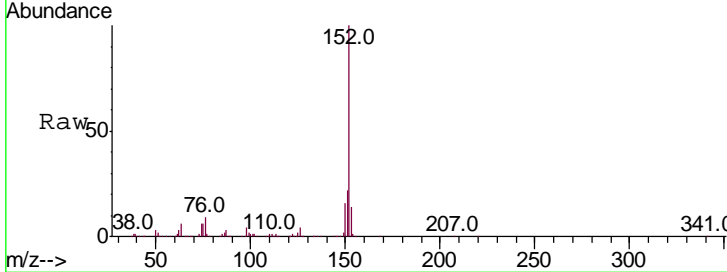




#49
 Acenaphthylene
 Concen: 50.816 ng
 RT: 14.46 min Scan# 1936
 Delta R.T. -0.02 min
 Lab File: BG041143.D
 Acq: 8 Jun 2019 21:13

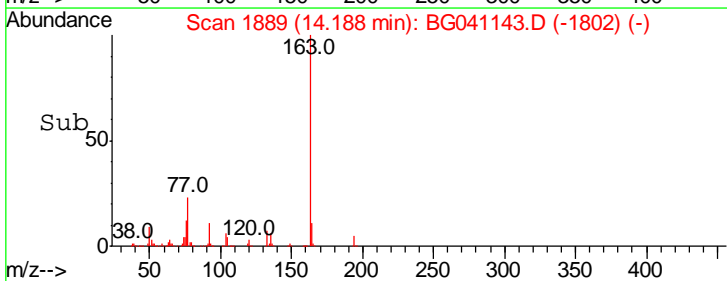
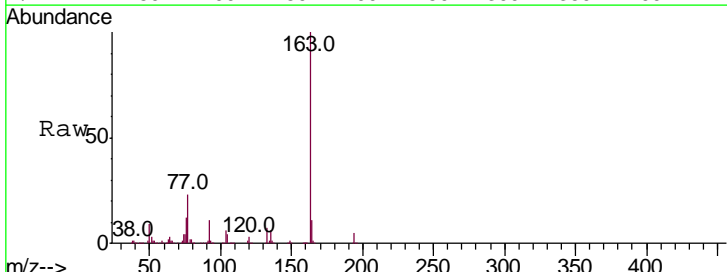
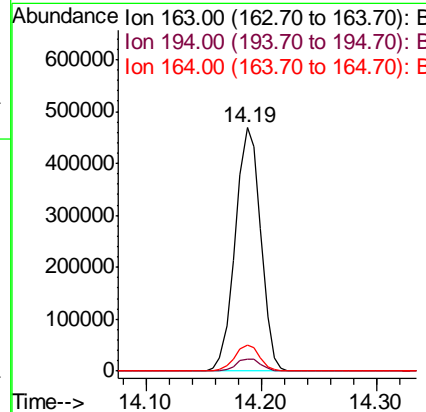
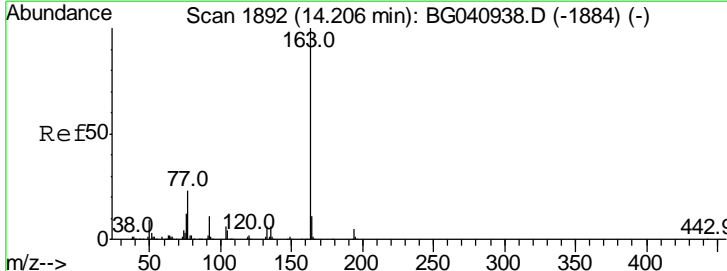
Instrument :
 BNA_G
 ClientSampled :

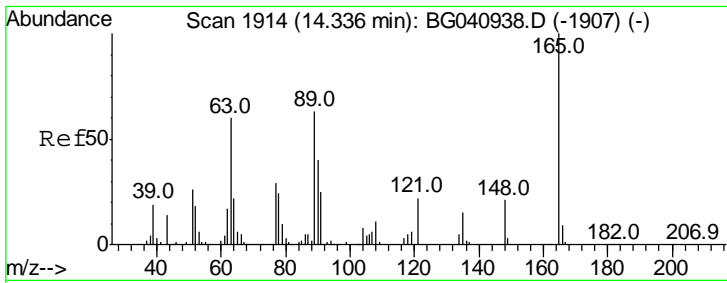
Tgt Ion	Resp	Lower	Upper
152	100		
151	22.5	17.4	26.0
153	13.9	11.0	16.4



#50
 Dimethylphthalate
 Concen: 58.164 ng
 RT: 14.19 min Scan# 1889
 Delta R.T. -0.02 min
 Lab File: BG041143.D
 Acq: 8 Jun 2019 21:13

Tgt Ion	Resp	Lower	Upper
163	100		
194	5.1	3.8	5.8
164	10.6	8.7	13.1

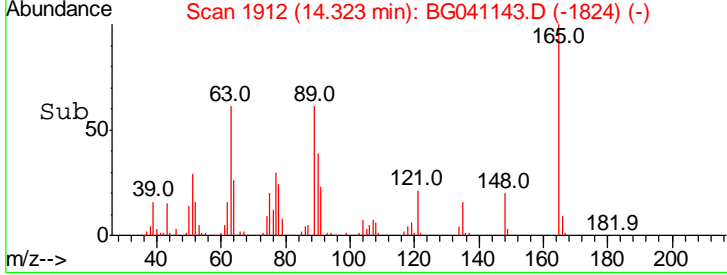
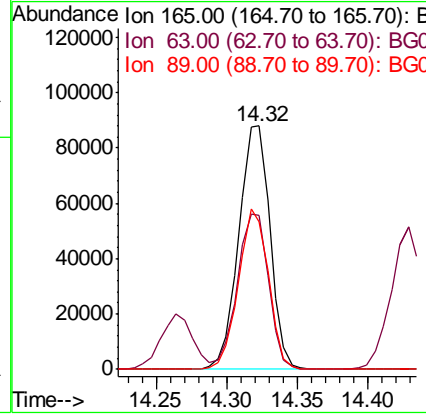
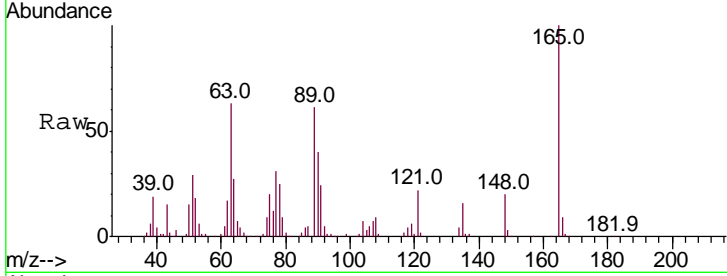




#51
 2,6-Dinitrotoluene
 Concen: 51.360 ng
 RT: 14.32 min Scan# 1912
 Delta R.T. -0.01 min
 Lab File: BG041143.D
 Acq: 8 Jun 2019 21:13

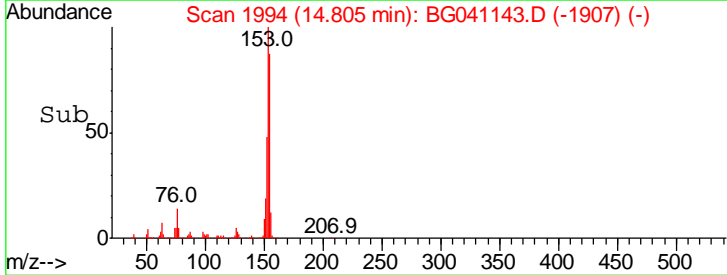
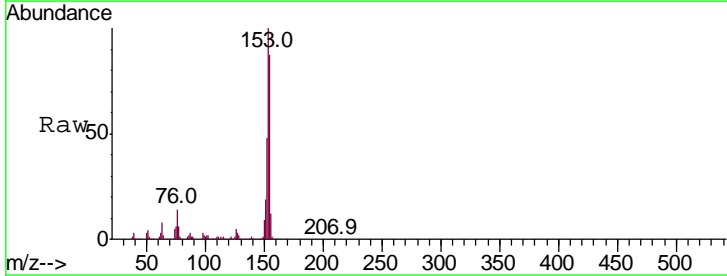
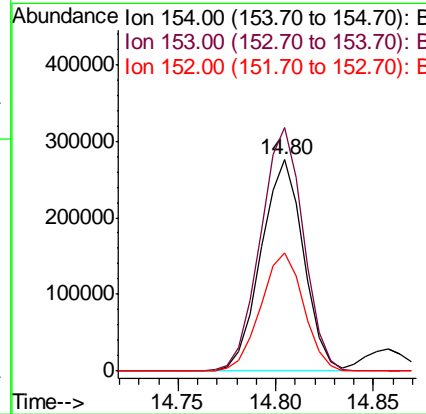
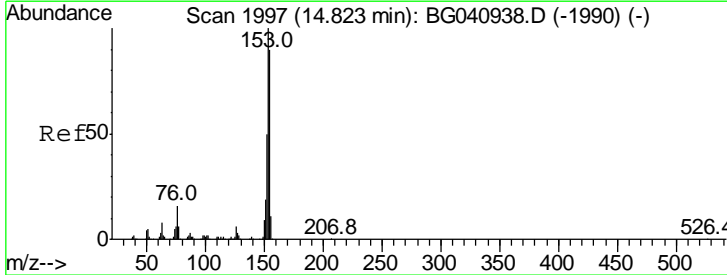
Instrument :
 BNA_G
 ClientSampled :

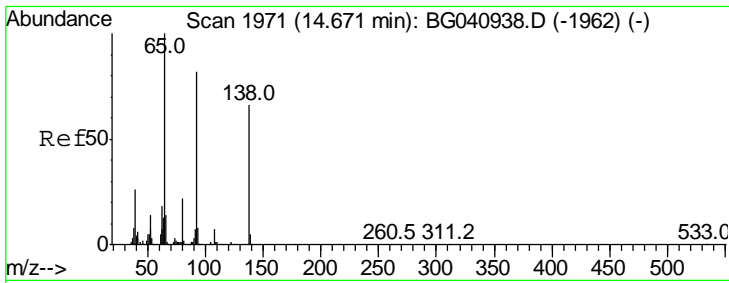
Tgt Ion	Resp	Lower	Upper
165	100		
63	63.1	53.6	80.4
89	60.6	50.4	75.6



#52
 Acenaphthene
 Concen: 49.383 ng
 RT: 14.80 min Scan# 1994
 Delta R.T. -0.02 min
 Lab File: BG041143.D
 Acq: 8 Jun 2019 21:13

Tgt Ion	Resp	Lower	Upper
154	100		
153	115.3	88.6	133.0
152	55.9	44.2	66.4

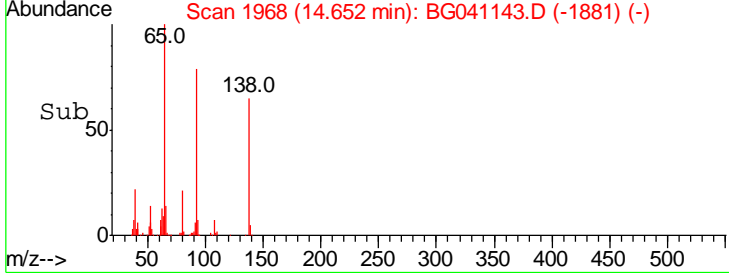
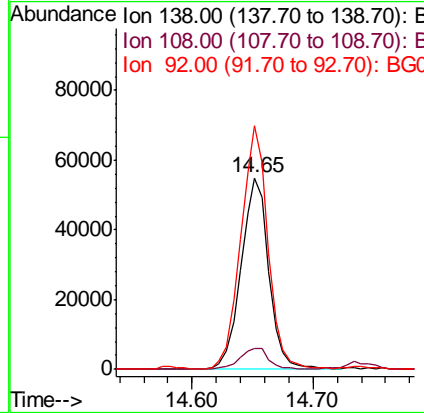
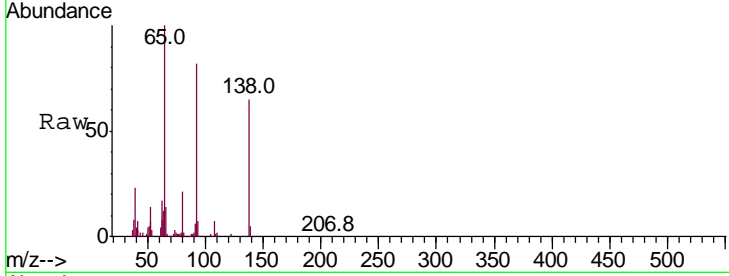




#53
 3-Nitroaniline
 Concen: 33.193 ng
 RT: 14.65 min Scan# 1968
 Delta R.T. -0.02 min
 Lab File: BG041143.D
 Acq: 8 Jun 2019 21:13

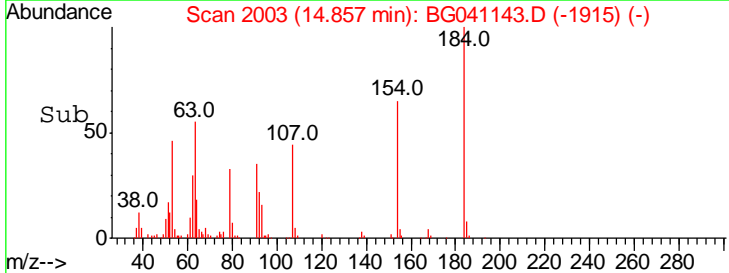
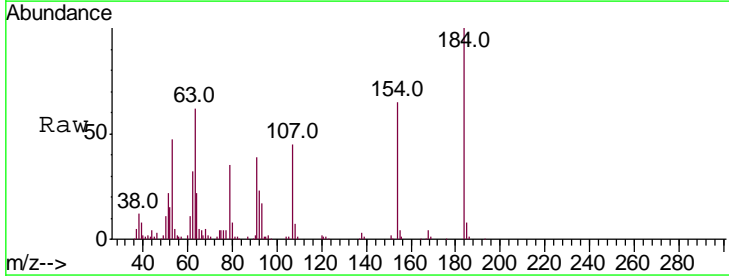
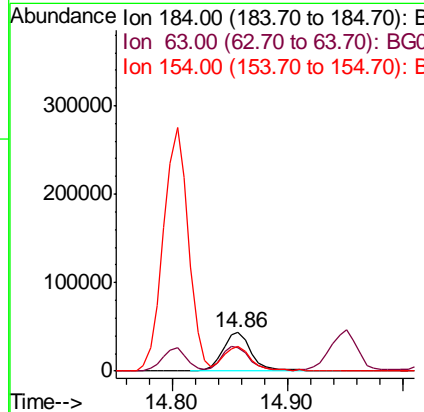
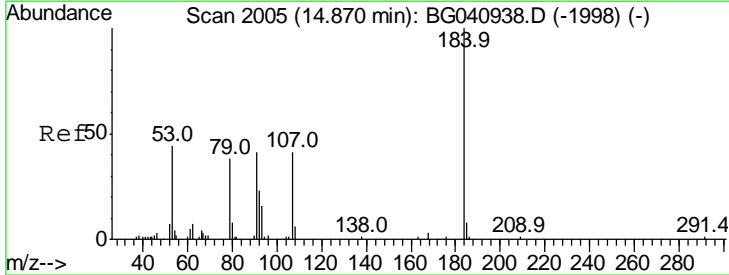
Instrument :
 BNA_G
 ClientSampled :

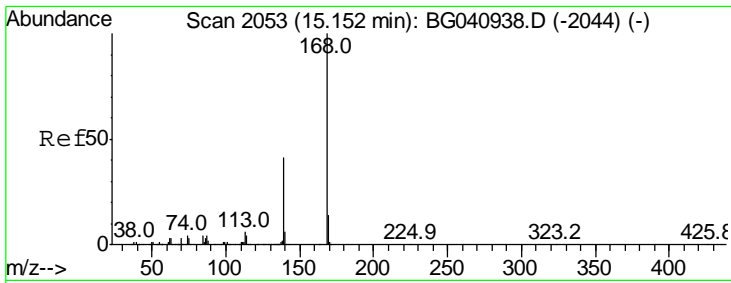
Tgt Ion	Resp	Lower	Upper
138	100		
108	11.2	8.5	12.7
92	127.4	99.0	148.6



#54
 2,4-Dinitrophenol
 Concen: 61.613 ng
 RT: 14.86 min Scan# 2003
 Delta R.T. -0.01 min
 Lab File: BG041143.D
 Acq: 8 Jun 2019 21:13

Tgt Ion	Resp	Lower	Upper
184	100		
63	62.3	49.8	74.6
154	65.0	52.2	78.4

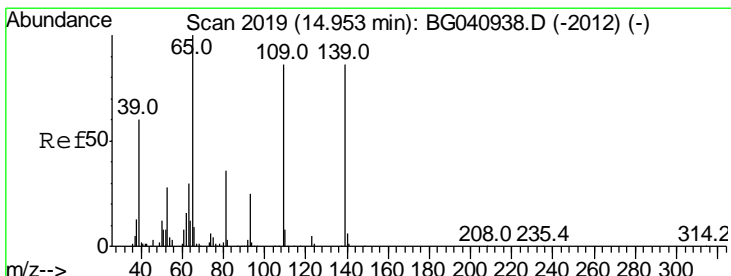
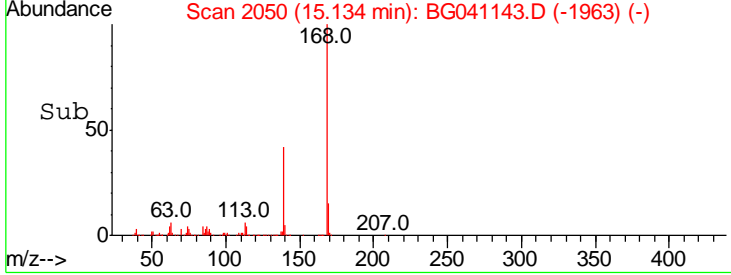
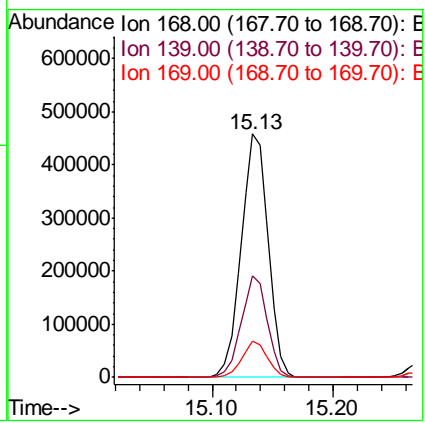
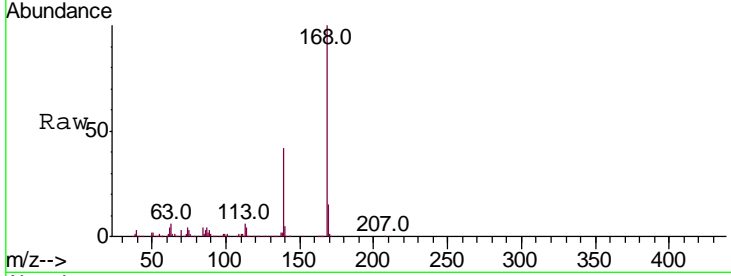




#55
 Dibenzofuran
 Concen: 50.407 ng
 RT: 15.13 min Scan# 2050
 Delta R.T. -0.02 min
 Lab File: BG041143.D
 Acq: 8 Jun 2019 21:13

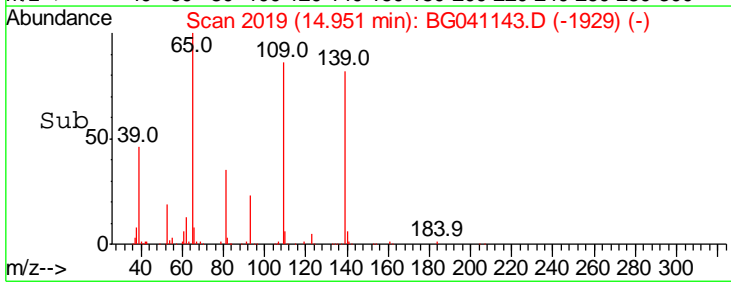
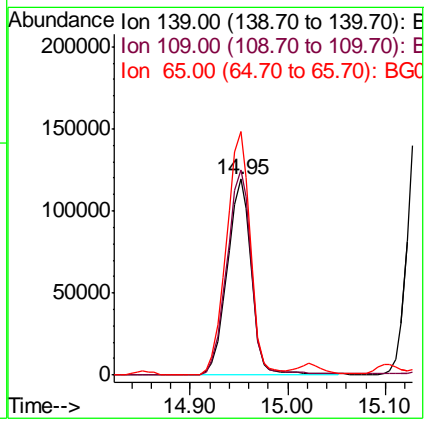
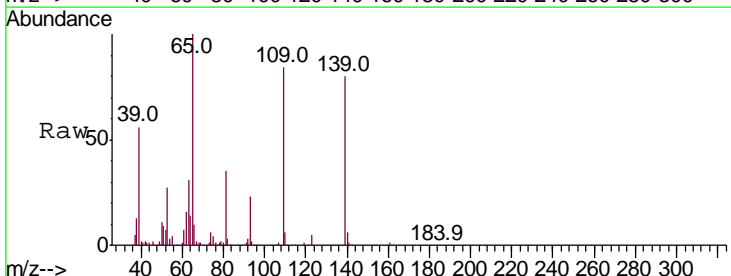
Instrument :
 BNA_G
 ClientSampled :

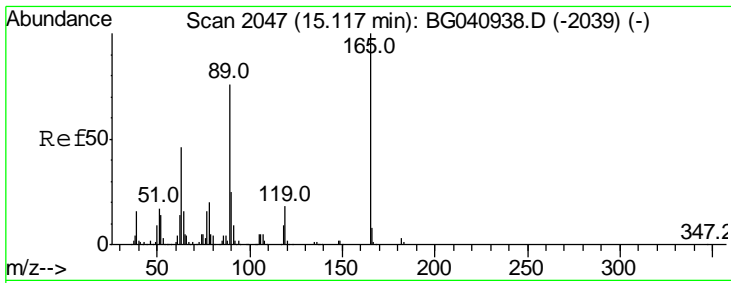
Tgt Ion	Resp	Lower	Upper
168	100		
139	41.9	32.8	49.2
169	14.9	11.3	16.9



#56
 4-Nitrophenol
 Concen: 112.682 ng
 RT: 14.95 min Scan# 2019
 Delta R.T. -0.00 min
 Lab File: BG041143.D
 Acq: 8 Jun 2019 21:13

Tgt Ion	Resp	Lower	Upper
139	100		
109	105.0	79.6	119.6
65	124.5	96.9	136.9

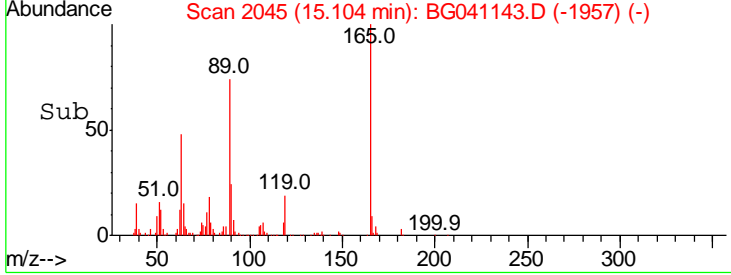
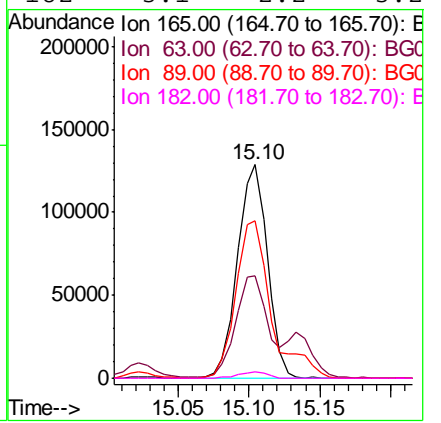
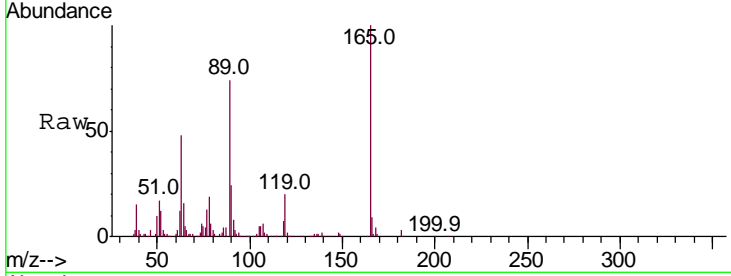




#57
 2,4-Dinitrotoluene
 Concen: 50.955 ng
 RT: 15.10 min Scan# 2045
 Delta R.T. -0.01 min
 Lab File: BG041143.D
 Acq: 8 Jun 2019 21:13

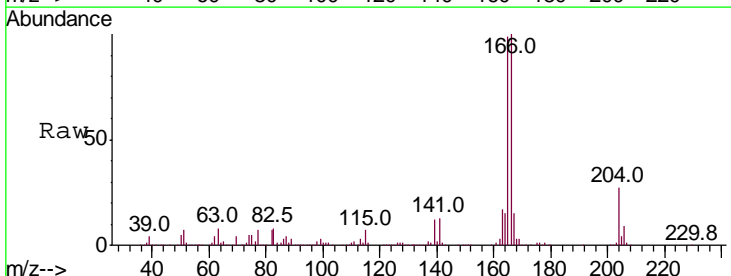
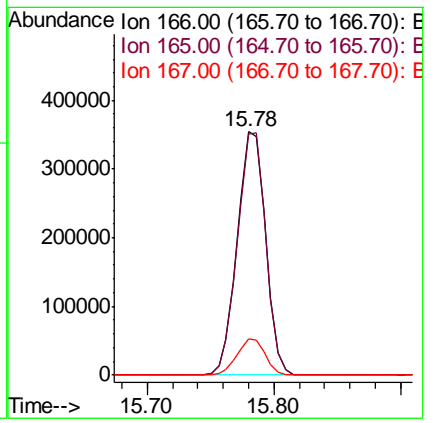
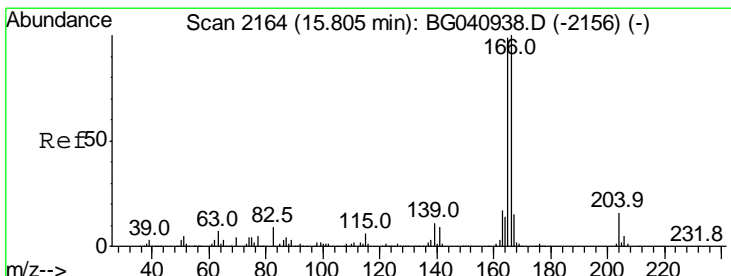
Instrument :
 BNA_G
 ClientSampled :

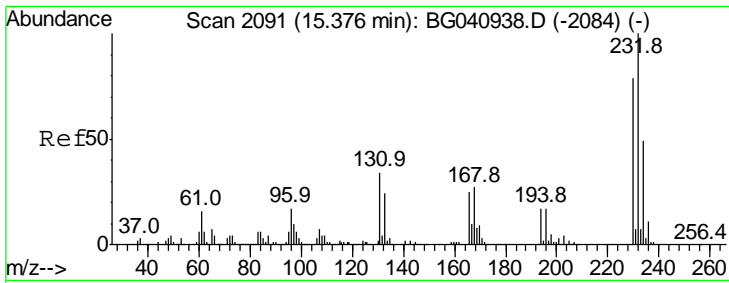
Tgt Ion	Resp	Lower	Upper
165	100		
63	47.7	37.3	55.9
89	73.9	61.0	91.6
182	3.1	2.2	3.2



#58
 Fluorene
 Concen: 48.771 ng
 RT: 15.78 min Scan# 2160
 Delta R.T. -0.02 min
 Lab File: BG041143.D
 Acq: 8 Jun 2019 21:13

Tgt Ion	Resp	Lower	Upper
166	100		
165	99.3	79.2	118.8
167	14.7	11.8	17.6



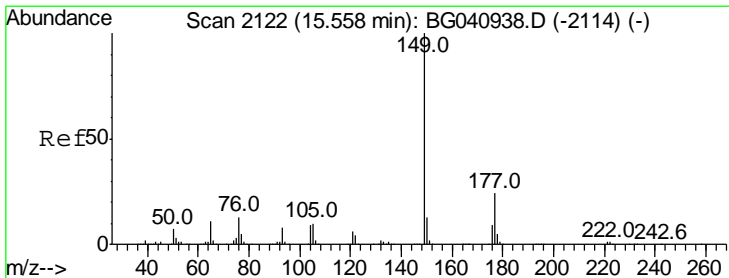
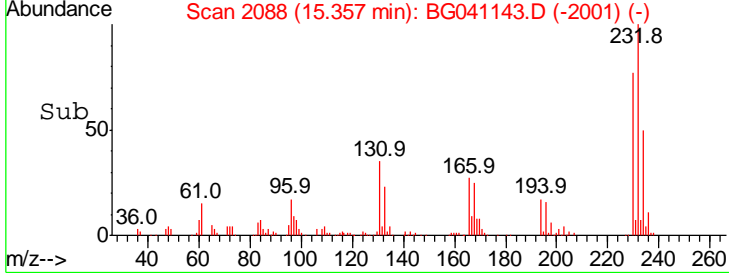
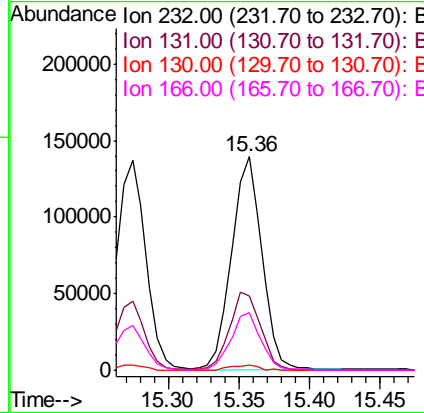
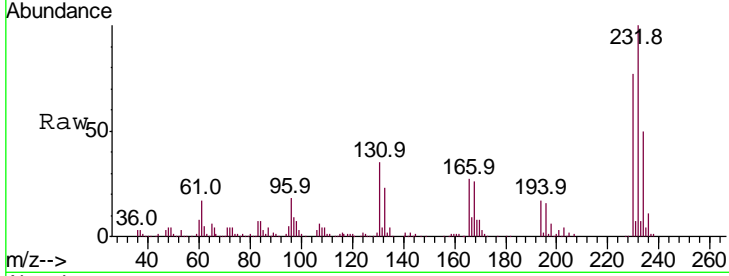


#59
 2,3,4,6-Tetrachlorophenol
 Concen: 52.776 ng
 RT: 15.36 min Scan# 2088
 Delta R.T. -0.02 min
 Lab File: BG041143.D
 Acq: 8 Jun 2019 21:13

Instrument :
 BNA_G
 ClientSampled :

Tgt Ion: 232 Resp: 206851

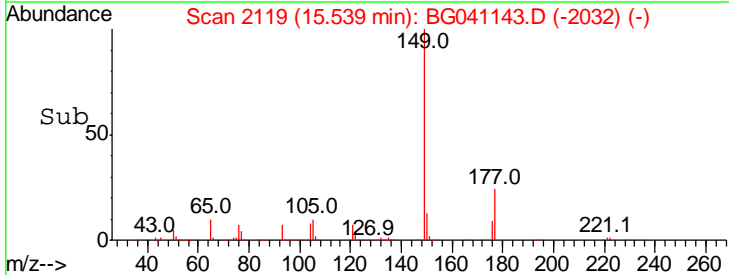
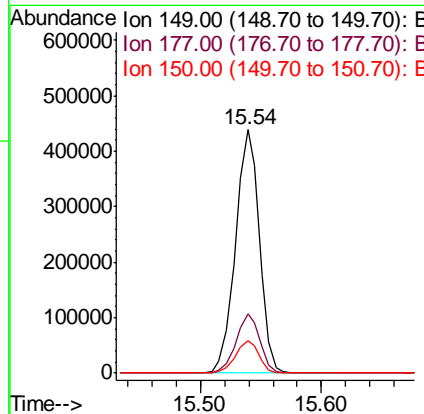
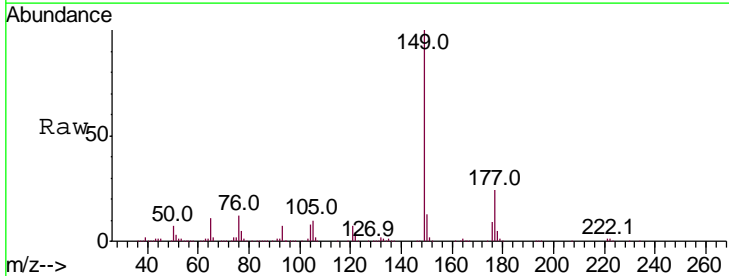
Ion	Ratio	Lower	Upper
232	100		
131	37.3	30.3	45.5
130	2.2	1.8	2.8
166	27.1	21.3	31.9

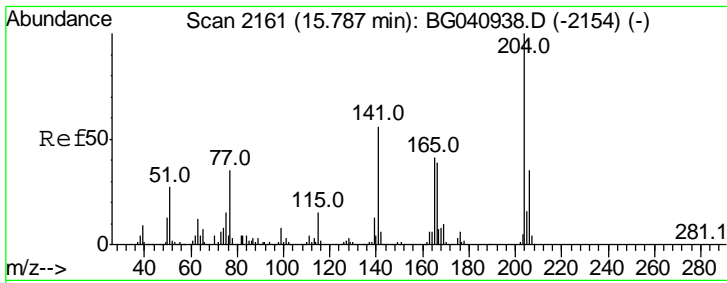


#60
 Diethylphthalate
 Concen: 48.113 ng
 RT: 15.54 min Scan# 2119
 Delta R.T. -0.02 min
 Lab File: BG041143.D
 Acq: 8 Jun 2019 21:13

Tgt Ion: 149 Resp: 602817

Ion	Ratio	Lower	Upper
149	100		
177	24.3	19.4	29.0
150	13.2	10.3	15.5

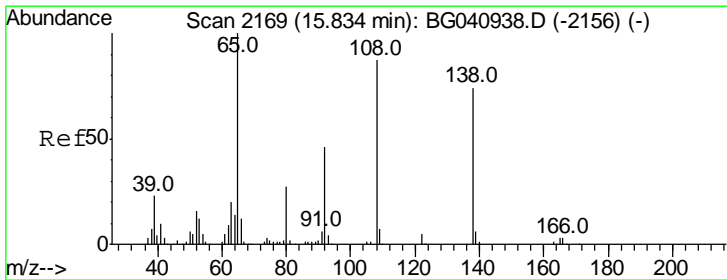
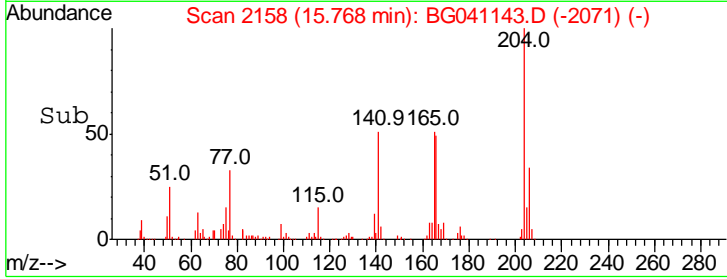
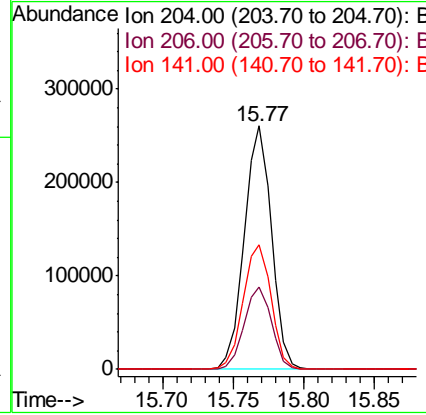
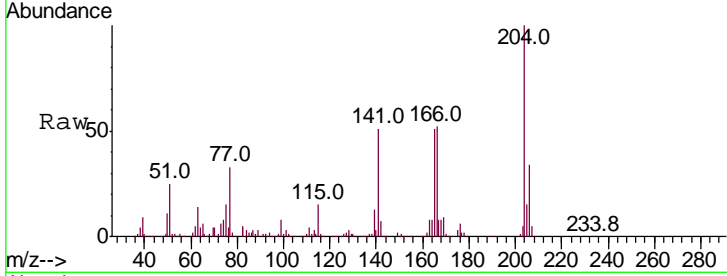




#61
 4-Chlorophenyl-phenylether
 Concen: 47.850 ng
 RT: 15.77 min Scan# 2158
 Delta R.T. -0.02 min
 Lab File: BG041143.D
 Acq: 8 Jun 2019 21:13

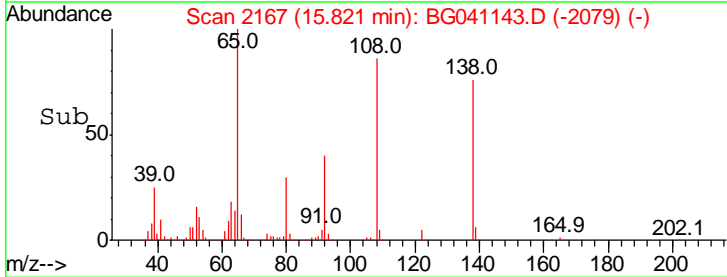
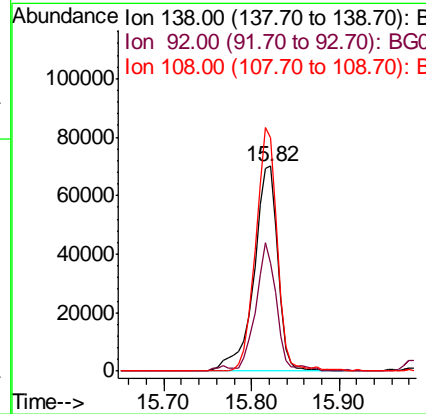
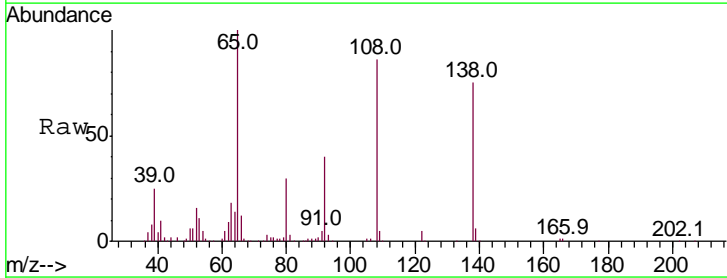
Instrument :
 BNA_G
 ClientSampled :

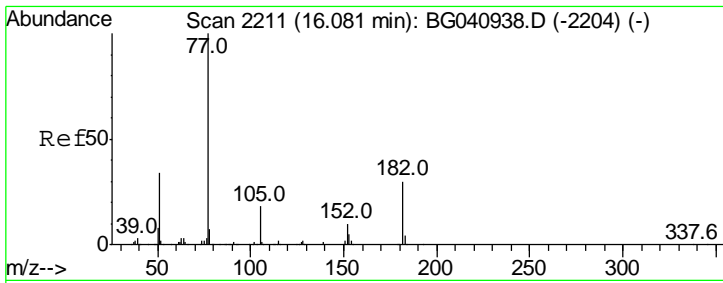
Tgt Ion	Resp	Lower	Upper
204	350217		
206	34.0	27.6	41.4
141	51.4	45.1	67.7



#62
 4-Nitroaniline
 Concen: 46.928 ng
 RT: 15.82 min Scan# 2167
 Delta R.T. -0.01 min
 Lab File: BG041143.D
 Acq: 8 Jun 2019 21:13

Tgt Ion	Resp	Lower	Upper
138	131504		
92	52.6	42.4	82.4
108	114.2	96.9	136.9

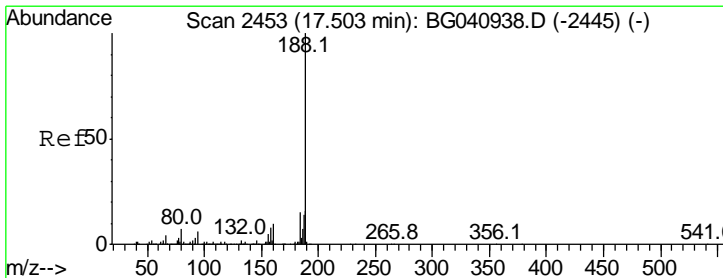
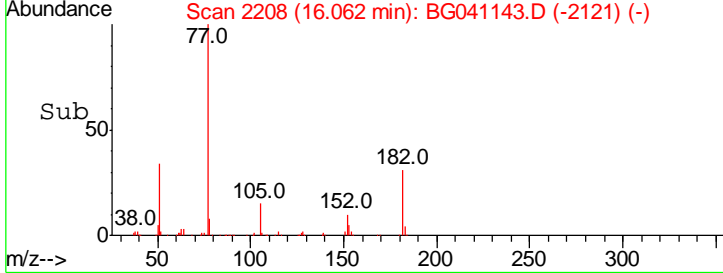
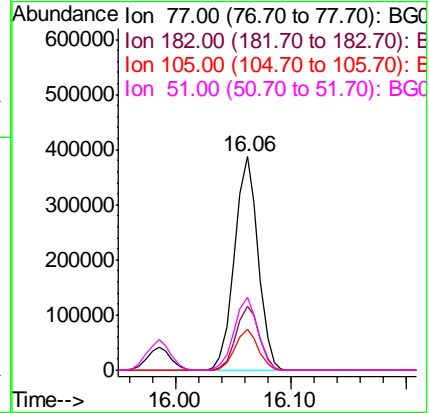
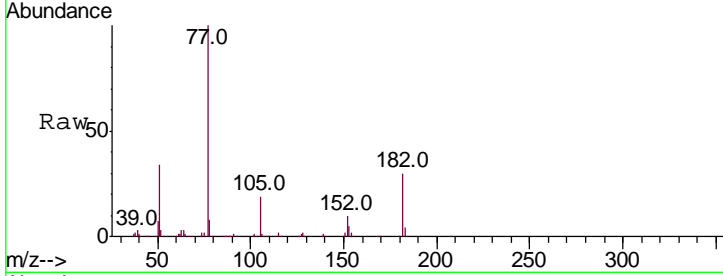




#63
 Azobenzene
 Concen: 47.849 ng
 RT: 16.06 min Scan# 2208
 Delta R.T. -0.02 min
 Lab File: BG041143.D
 Acq: 8 Jun 2019 21:13

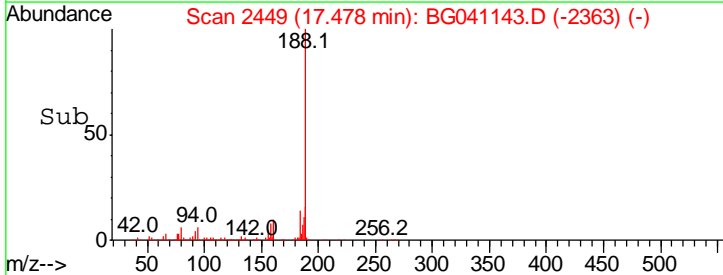
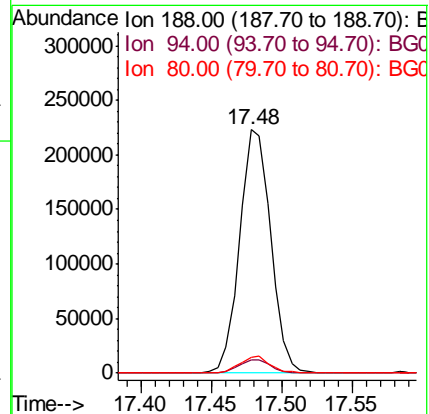
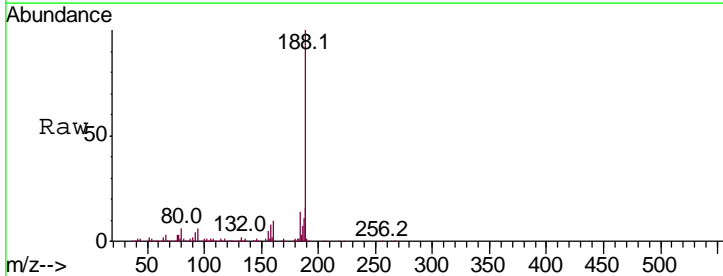
Instrument :
 BNA_G
 ClientSampled :

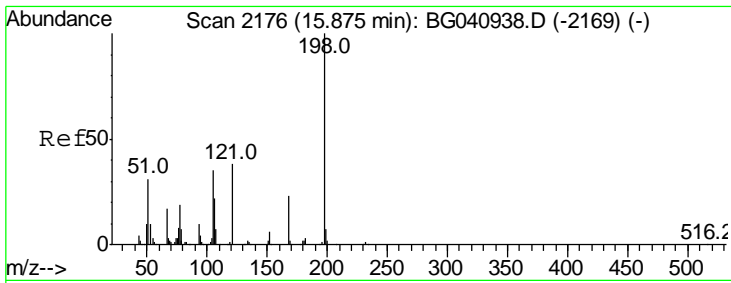
Tgt Ion	Resp	Lower	Upper
77	100		
182	29.9	9.6	49.6
105	19.0	0.0	37.5
51	34.0	13.7	53.7



#64
 Phenanthrene-d10
 Concen: 20.000 ng
 RT: 17.48 min Scan# 2449
 Delta R.T. -0.02 min
 Lab File: BG041143.D
 Acq: 8 Jun 2019 21:13

Tgt Ion	Resp	Lower	Upper
188	100		
94	5.6	4.7	7.1
80	6.4	5.8	8.8

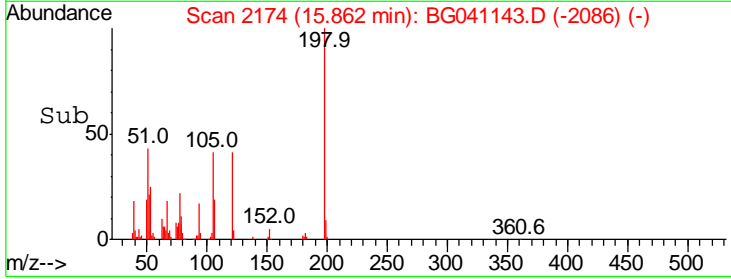
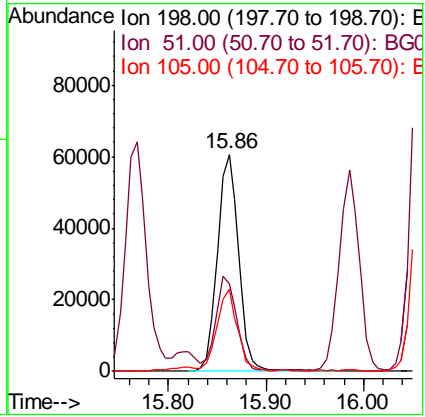
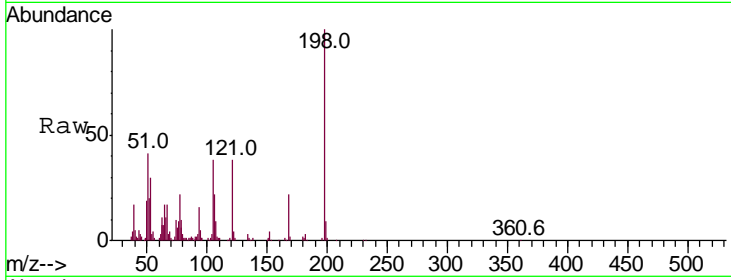




#65
 4,6-Dinitro-2-methylphenol
 Concen: 49.483 ng
 RT: 15.86 min Scan# 2174
 Delta R.T. -0.01 min
 Lab File: BG041143.D
 Acq: 8 Jun 2019 21:13

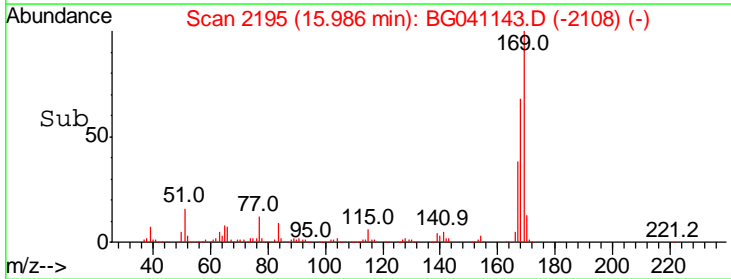
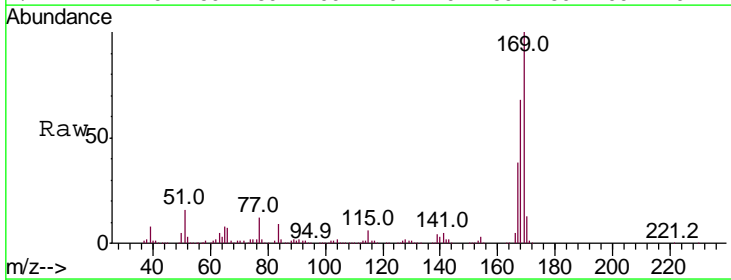
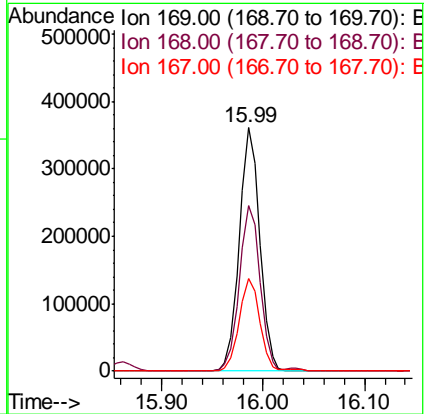
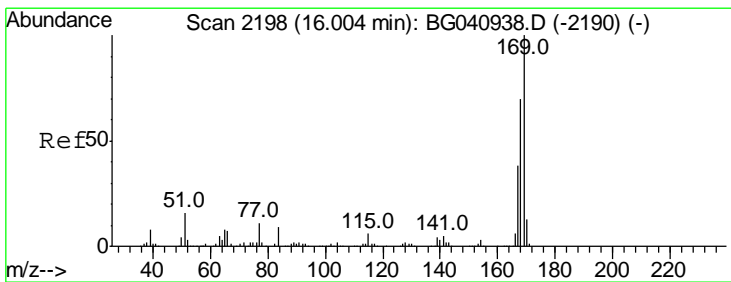
Instrument :
 BNA_G
 ClientSampled :

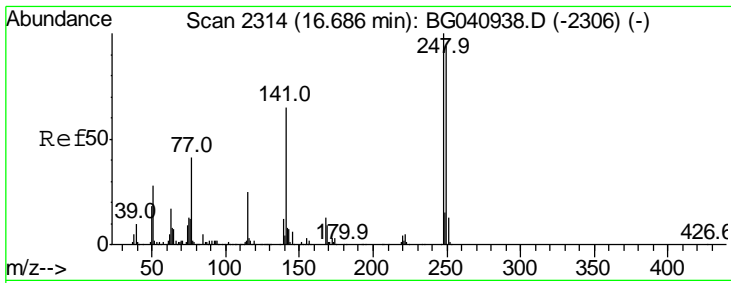
Tgt Ion	Resp	Lower	Upper
198	100		
51	40.5	21.6	61.6
105	38.2	17.5	57.5



#66
 n-Nitrosodiphenylamine
 Concen: 52.411 ng
 RT: 15.99 min Scan# 2195
 Delta R.T. -0.02 min
 Lab File: BG041143.D
 Acq: 8 Jun 2019 21:13

Tgt Ion	Resp	Lower	Upper
169	100		
168	67.9	55.7	83.5
167	38.0	30.2	45.2

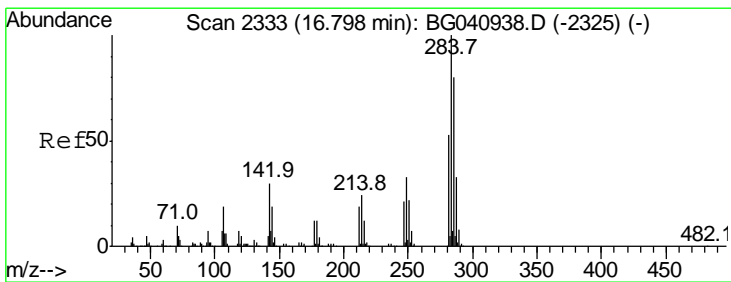
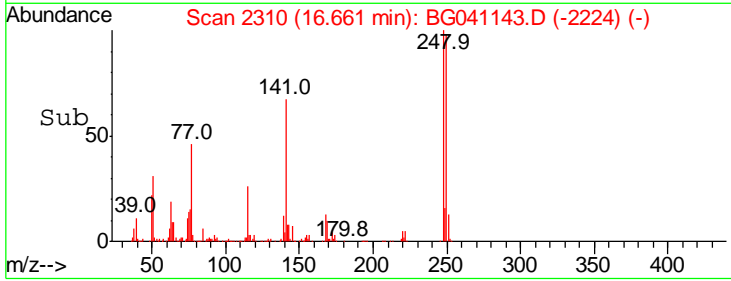
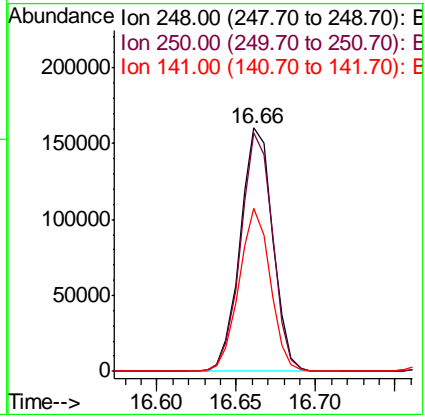
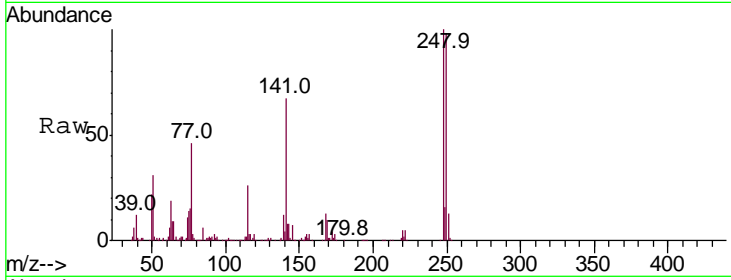




#67
 4-Bromophenyl-phenylether
 Concen: 49.173 ng
 RT: 16.66 min Scan# 2310
 Delta R.T. -0.02 min
 Lab File: BG041143.D
 Acq: 8 Jun 2019 21:13

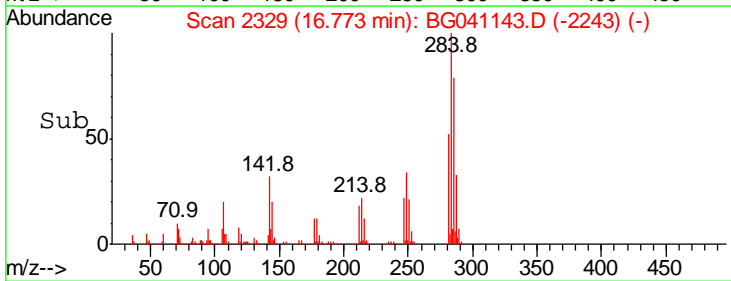
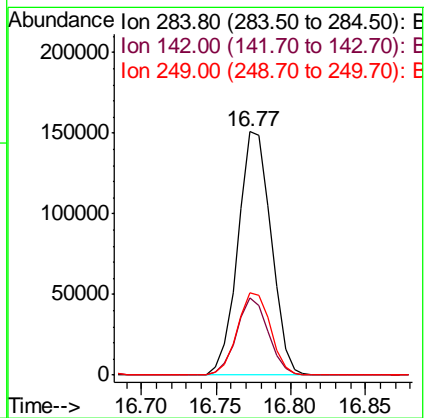
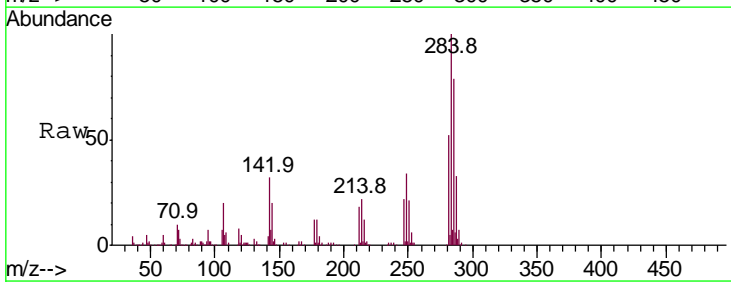
Instrument :
 BNA_G
 ClientSampled :

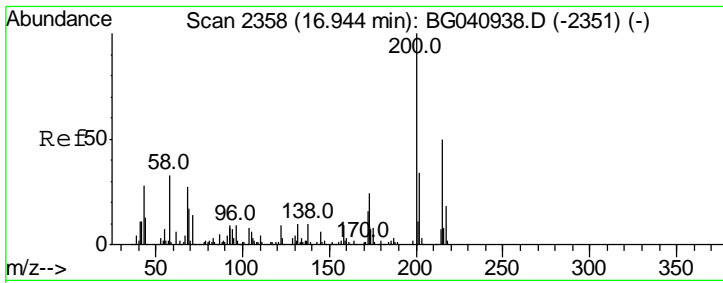
Tgt Ion	Resp	Lower	Upper
248	100		
250	98.0	75.0	112.4
141	66.9	52.4	78.6



#68
 Hexachlorobenzene
 Concen: 47.144 ng
 RT: 16.77 min Scan# 2329
 Delta R.T. -0.02 min
 Lab File: BG041143.D
 Acq: 8 Jun 2019 21:13

Tgt Ion	Resp	Lower	Upper
284	100		
142	31.7	23.9	35.9
249	35.9	26.8	40.2

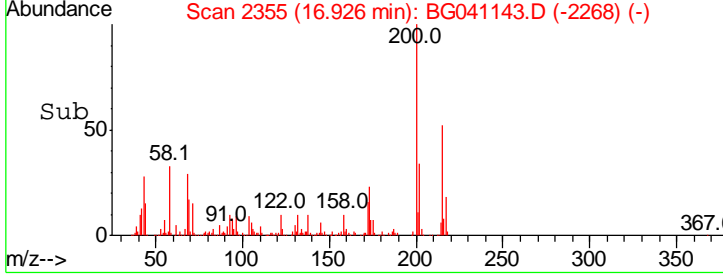
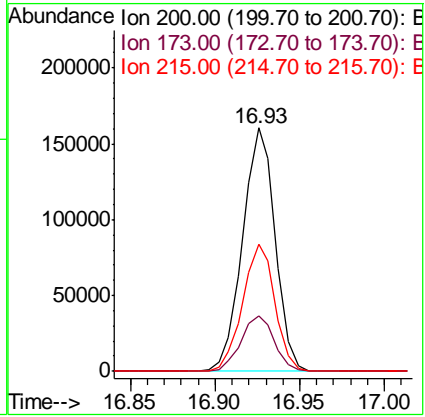
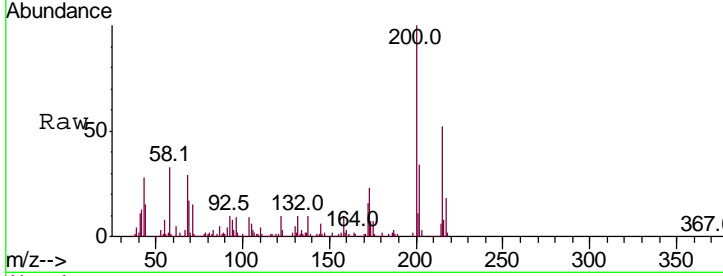




#69
 Atrazine
 Concen: 57.618 ng
 RT: 16.93 min Scan# 2355
 Delta R.T. -0.02 min
 Lab File: BG041143.D
 Acq: 8 Jun 2019 21:13

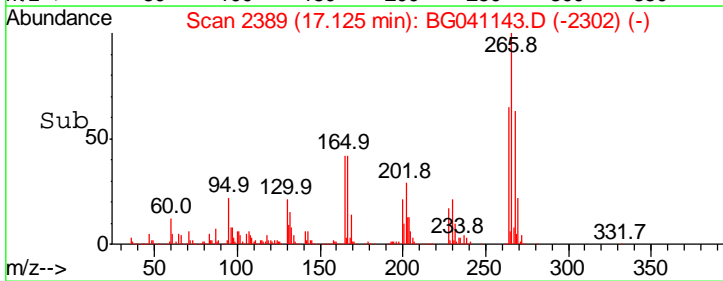
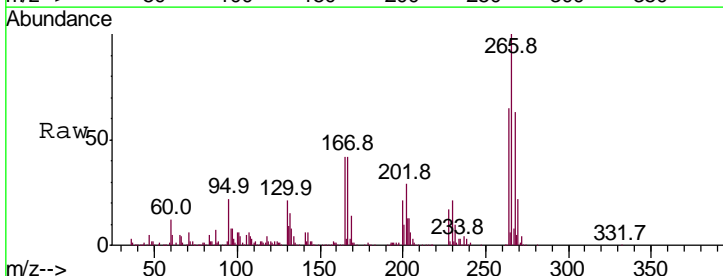
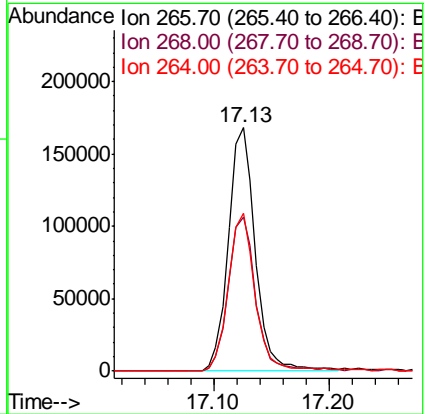
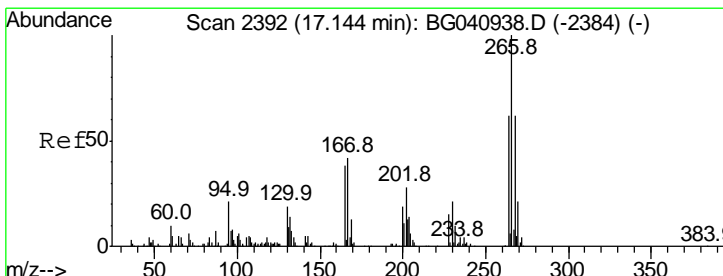
Instrument :
 BNA_G
 ClientSampled :

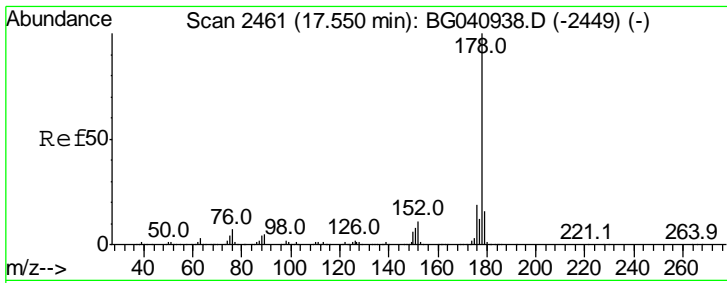
Tgt Ion	Resp	Lower	Upper
200	214710		
173	22.6	3.6	43.6
215	52.2	29.6	69.6



#70
 Pentachlorophenol
 Concen: 101.759 ng
 RT: 17.13 min Scan# 2389
 Delta R.T. -0.02 min
 Lab File: BG041143.D
 Acq: 8 Jun 2019 21:13

Tgt Ion	Resp	Lower	Upper
266	272359		
268	63.4	53.1	79.7
264	64.9	49.9	74.9

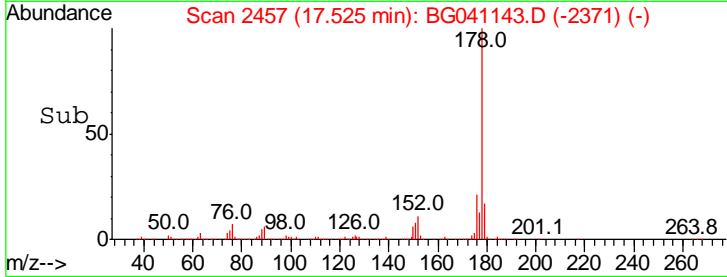
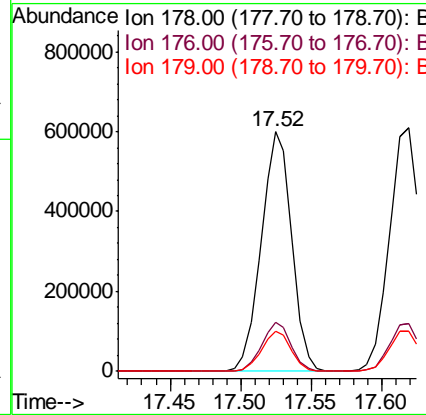
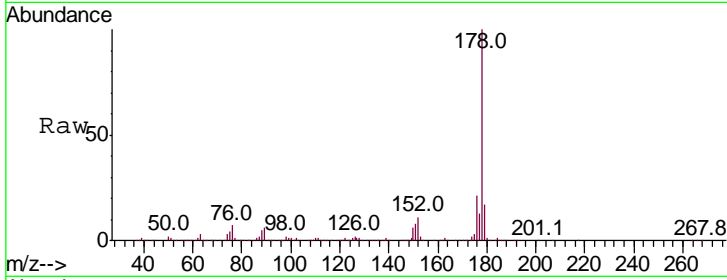




#71
 Phenanthrene
 Concen: 50.707 ng
 RT: 17.52 min Scan# 2457
 Delta R.T. -0.02 min
 Lab File: BG041143.D
 Acq: 8 Jun 2019 21:13

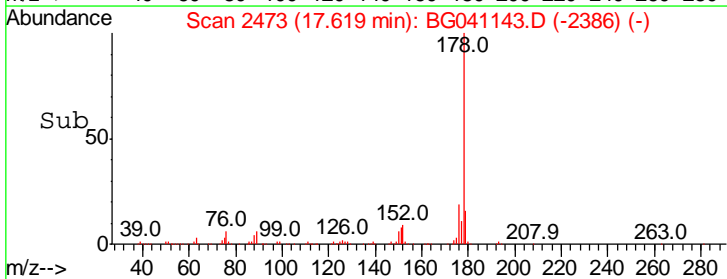
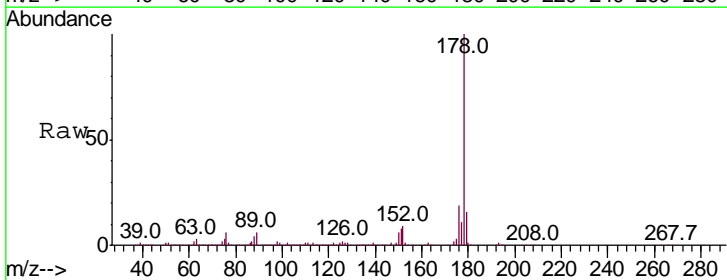
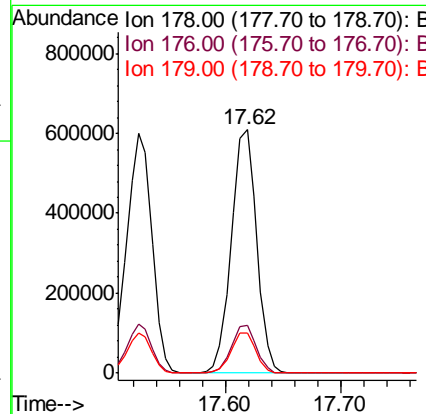
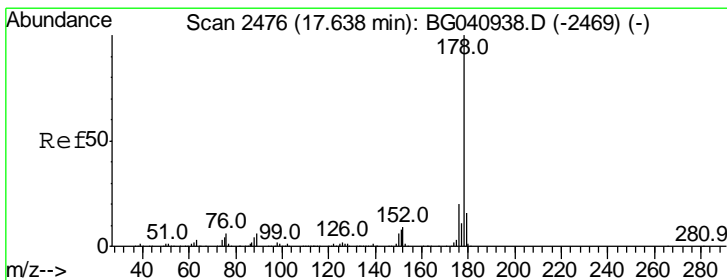
Instrument :
 BNA_G
 ClientSampled :

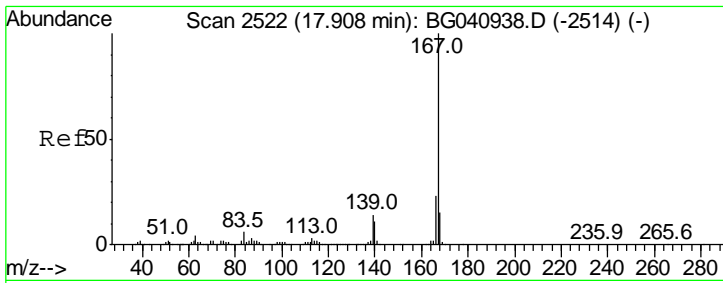
Tgt Ion	Resp	Lower	Upper
178	100		
176	20.8	15.5	23.3
179	16.9	12.7	19.1



#72
 Anthracene
 Concen: 52.405 ng
 RT: 17.62 min Scan# 2473
 Delta R.T. -0.02 min
 Lab File: BG041143.D
 Acq: 8 Jun 2019 21:13

Tgt Ion	Resp	Lower	Upper
178	100		
176	19.4	15.6	23.4
179	16.3	13.0	19.4

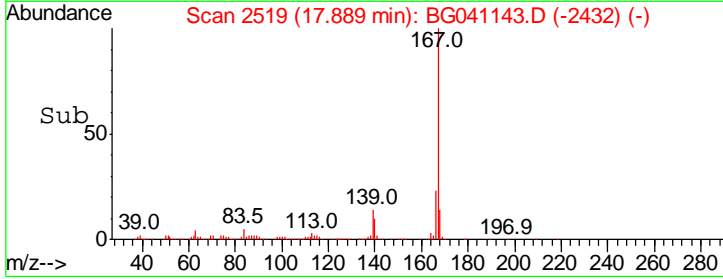
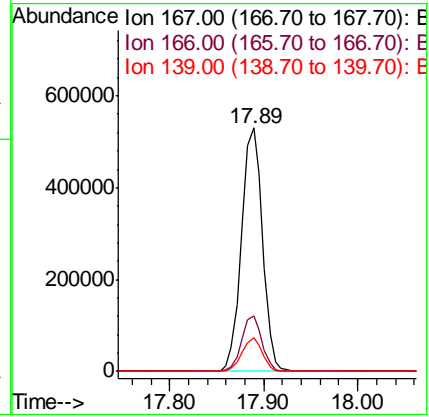
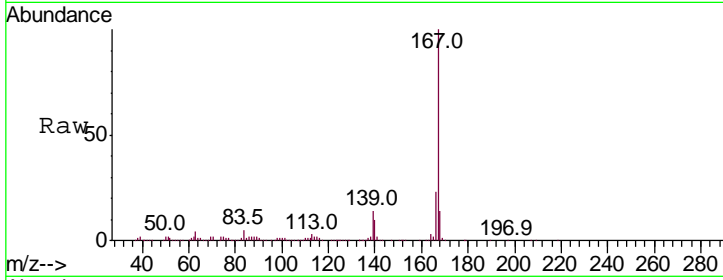




#73
 Carbazole
 Concen: 54.330 ng
 RT: 17.89 min Scan# 2519
 Delta R.T. -0.02 min
 Lab File: BG041143.D
 Acq: 8 Jun 2019 21:13

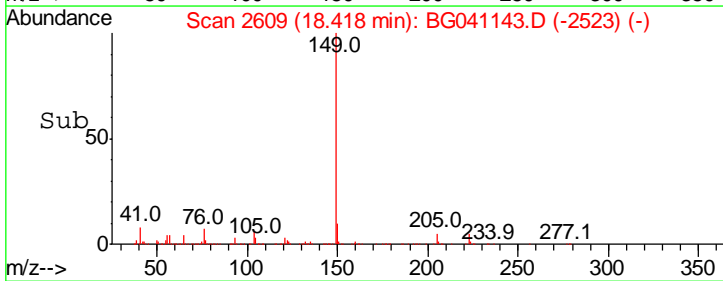
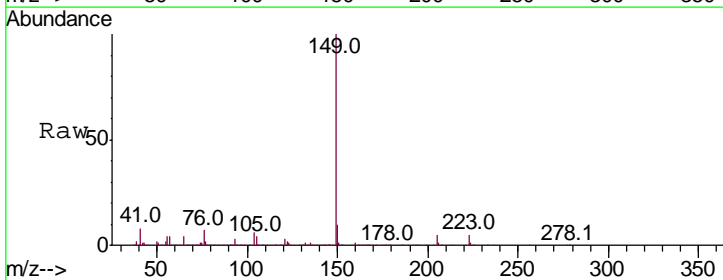
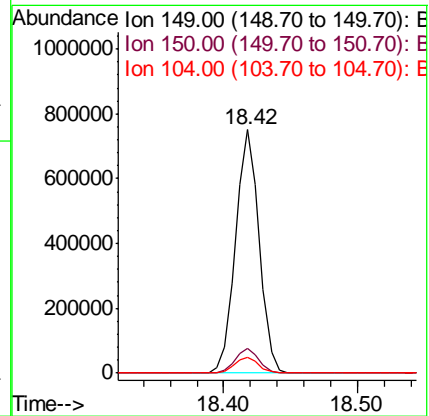
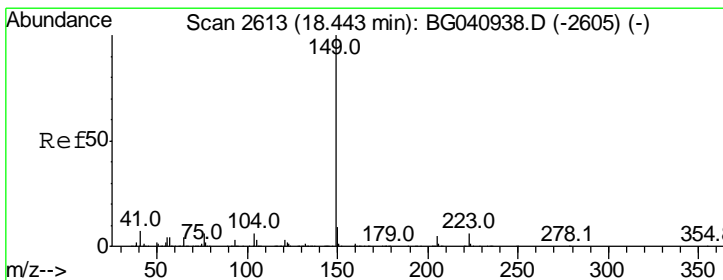
Instrument :
 BNA_G
 ClientSampled :

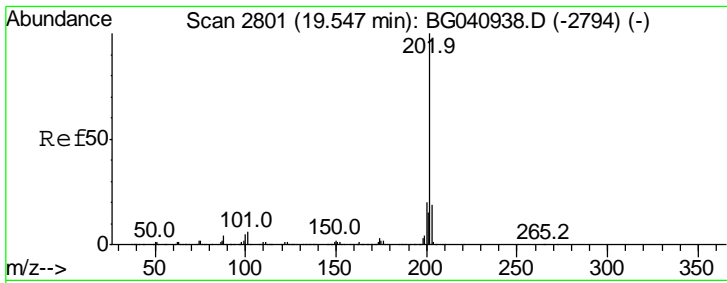
Tgt Ion	Resp	Lower	Upper
167	100		
166	22.8	18.2	27.4
139	13.6	10.8	16.2



#74
 Di-n-butylphthalate
 Concen: 49.369 ng
 RT: 18.42 min Scan# 2609
 Delta R.T. -0.02 min
 Lab File: BG041143.D
 Acq: 8 Jun 2019 21:13

Tgt Ion	Resp	Lower	Upper
149	100		
150	10.1	7.4	11.2
104	6.5	5.0	7.4



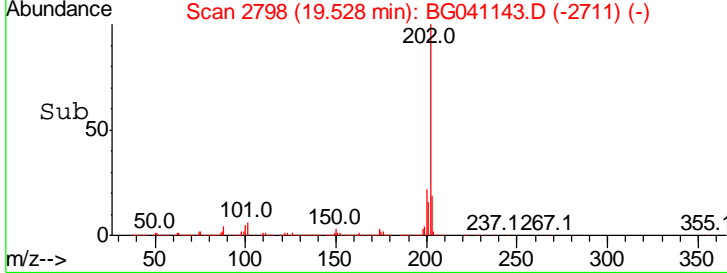
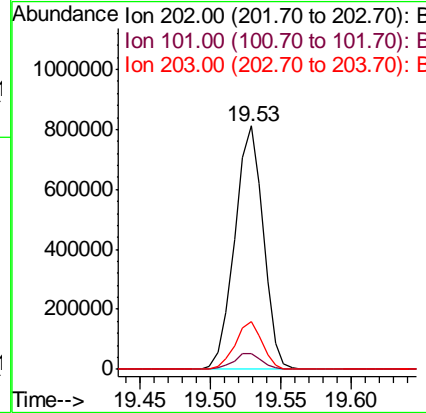
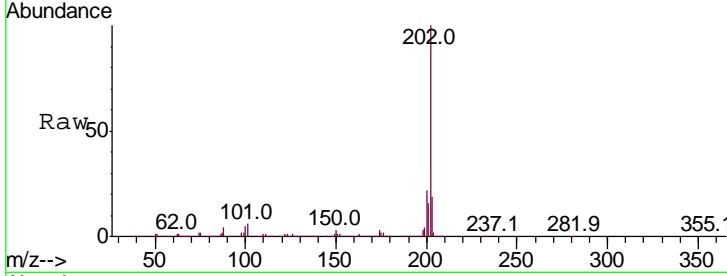


#75
 Fluoranthene
 Concen: 51.641 ng
 RT: 19.53 min Scan# 2798
 Delta R.T. -0.02 min
 Lab File: BG041143.D
 Acq: 8 Jun 2019 21:13

Instrument :
 BNA_G
 ClientSampled :

Tgt Ion: 202 Resp: 1141440

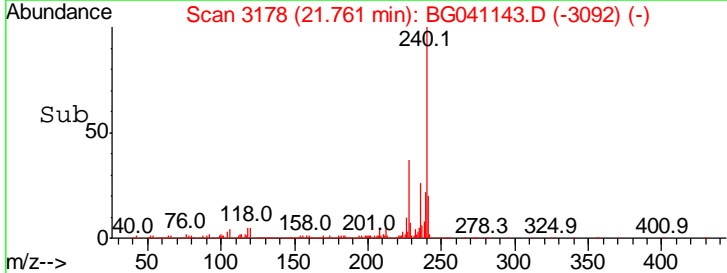
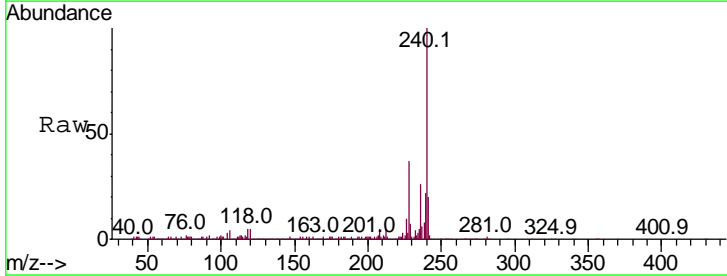
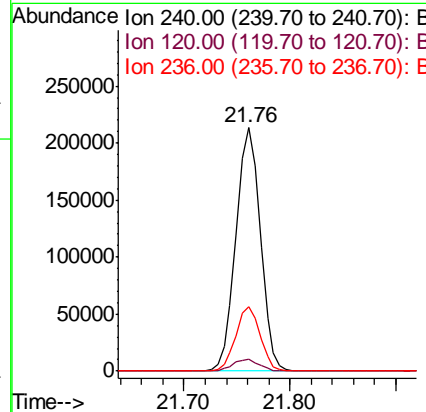
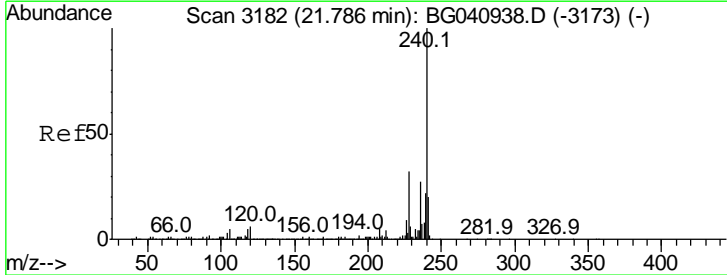
Ion	Ratio	Lower	Upper
202	100		
101	6.4	0.0	26.2
203	19.5	0.0	38.7

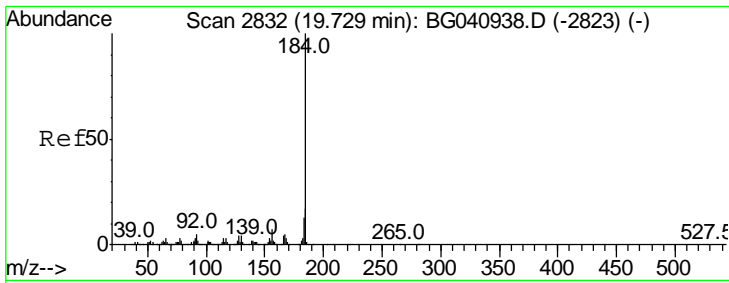


#76
 Chrysene-d12
 Concen: 20.000 ng
 RT: 21.76 min Scan# 3178
 Delta R.T. -0.02 min
 Lab File: BG041143.D
 Acq: 8 Jun 2019 21:13

Tgt Ion: 240 Resp: 341362

Ion	Ratio	Lower	Upper
240	100		
120	5.0	4.5	6.7
236	26.4	21.3	31.9

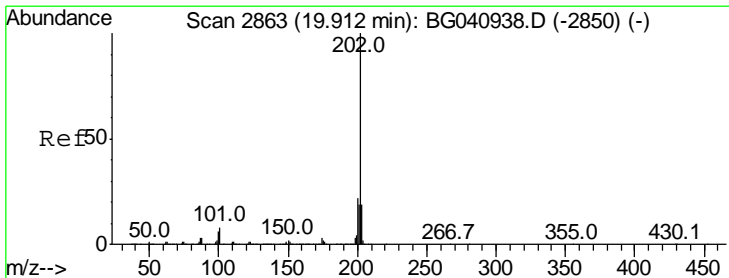
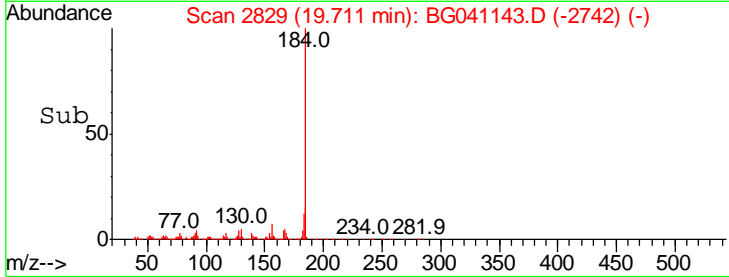
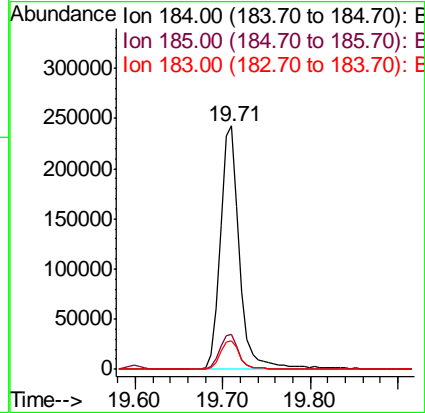
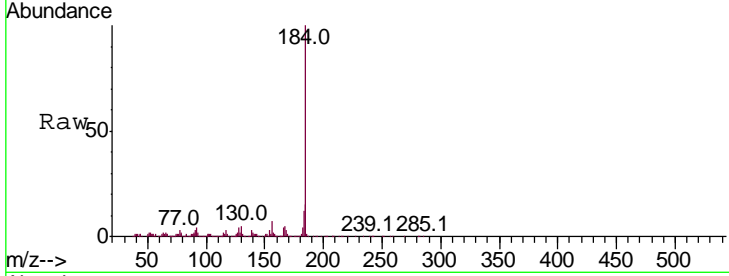




#77
Benzidine
Concen: 45.120 ng
RT: 19.71 min Scan# 2829
Delta R.T. -0.02 min
Lab File: BG041143.D
Acq: 8 Jun 2019 21:13

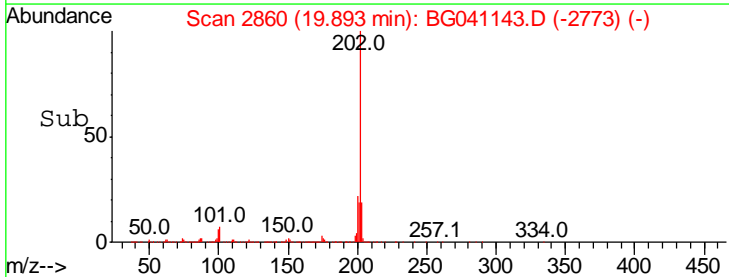
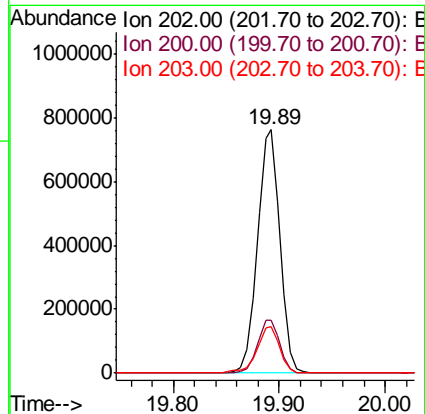
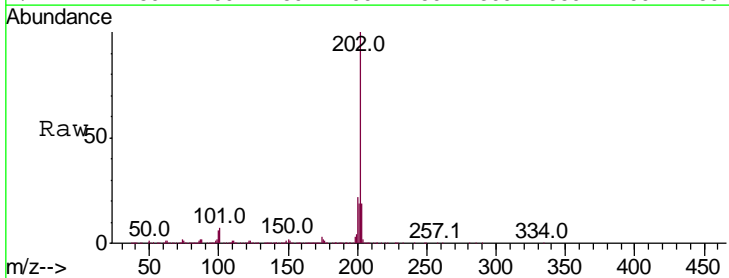
Instrument :
BNA_G
ClientSampled :

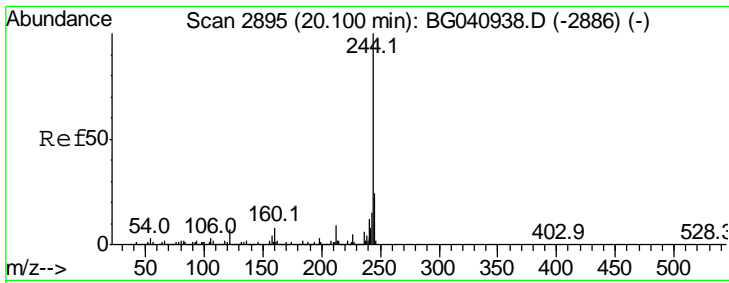
Tgt Ion	Resp	Lower	Upper
184	100		
185	14.5	13.3	19.9
183	11.8	10.7	16.1



#78
Pyrene
Concen: 51.074 ng
RT: 19.89 min Scan# 2860
Delta R.T. -0.02 min
Lab File: BG041143.D
Acq: 8 Jun 2019 21:13

Tgt Ion	Resp	Lower	Upper
202	100		
200	21.8	17.5	26.3
203	19.2	15.6	23.4



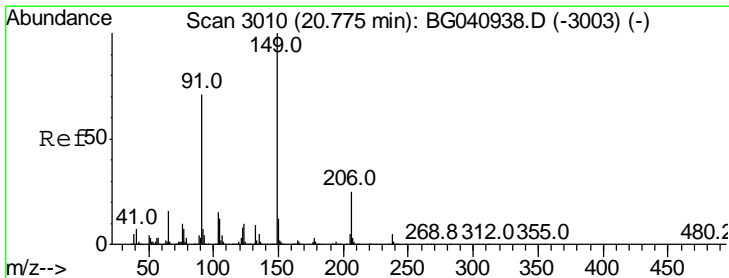
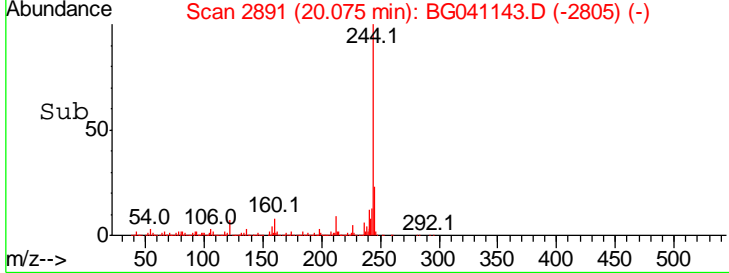
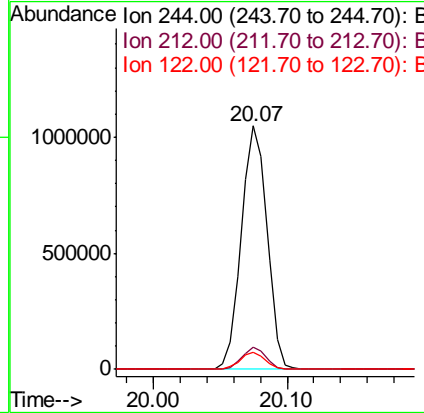
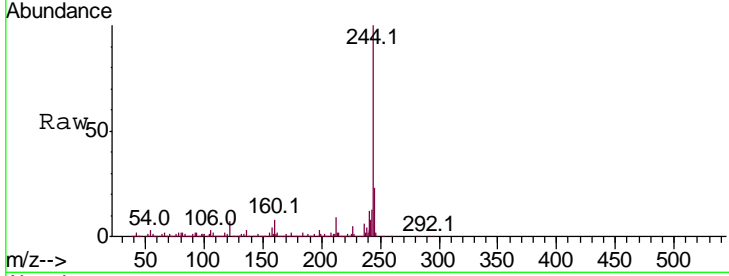


#79
 Terphenyl-d14
 Concen: 86.759 ng
 RT: 20.07 min Scan# 2891
 Delta R.T. -0.02 min
 Lab File: BG041143.D
 Acq: 8 Jun 2019 21:13

Instrument :
 BNA_G
 ClientSampled :

Tgt Ion: 244 Resp: 1395452

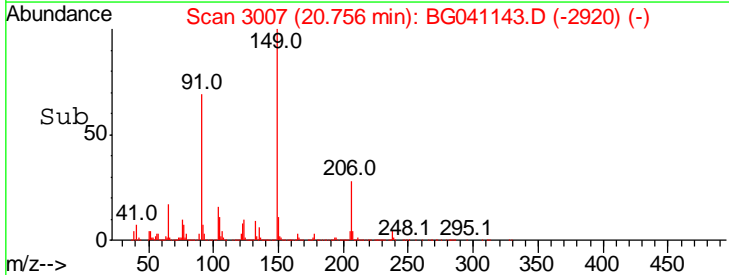
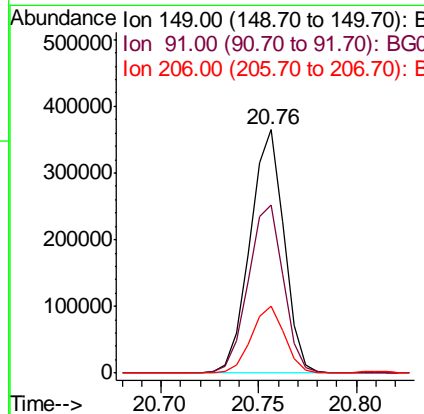
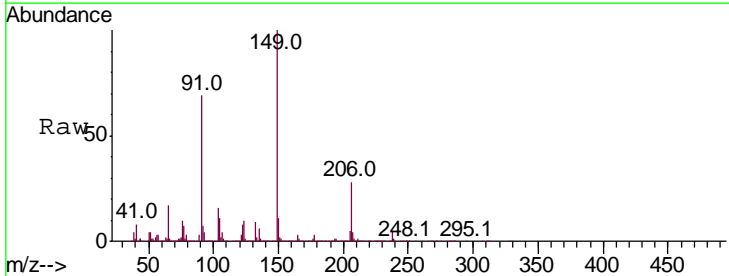
Ion	Ratio	Lower	Upper
244	100		
212	9.0	7.0	10.4
122	7.2	5.4	8.0

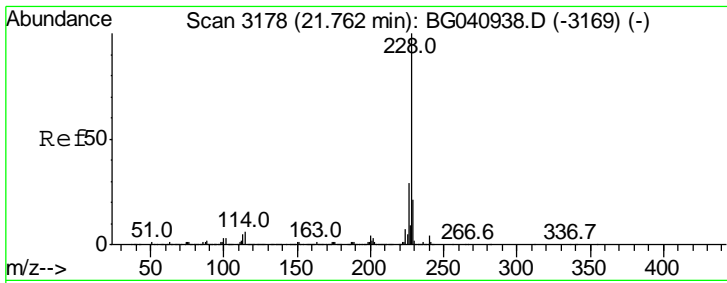


#80
 Butylbenzylphthalate
 Concen: 50.816 ng
 RT: 20.76 min Scan# 3007
 Delta R.T. -0.02 min
 Lab File: BG041143.D
 Acq: 8 Jun 2019 21:13

Tgt Ion: 149 Resp: 438834

Ion	Ratio	Lower	Upper
149	100		
91	69.2	56.5	84.7
206	27.6	20.3	30.5

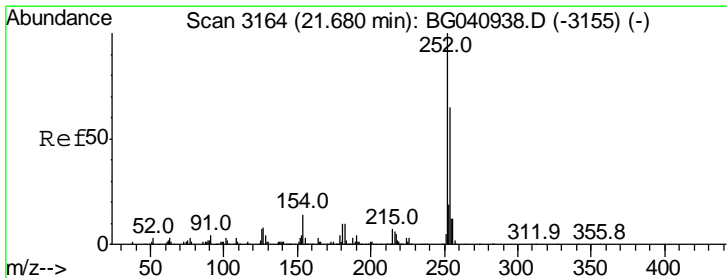
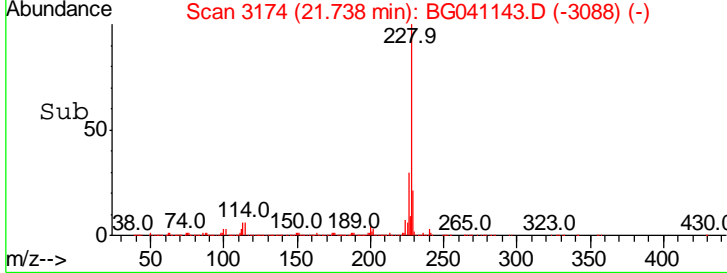
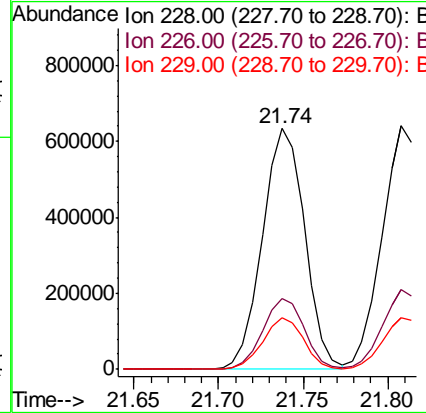
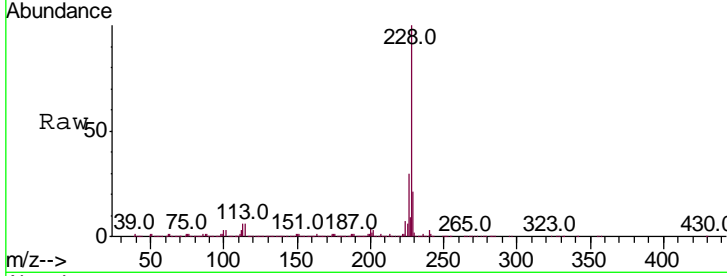




#81
 Benzo(a)anthracene
 Concen: 48.602 ng
 RT: 21.74 min Scan# 3174
 Delta R.T. -0.02 min
 Lab File: BG041143.D
 Acq: 8 Jun 2019 21:13

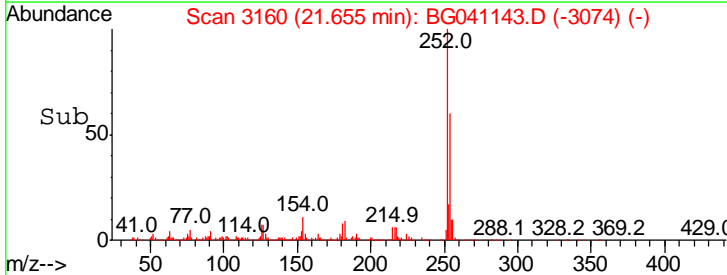
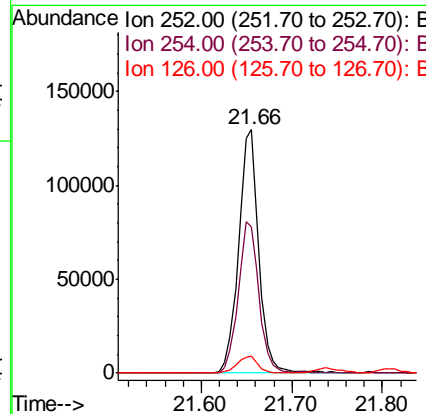
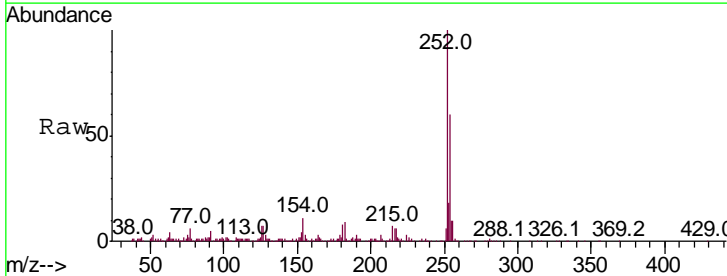
Instrument :
 BNA_G
 ClientSampled :

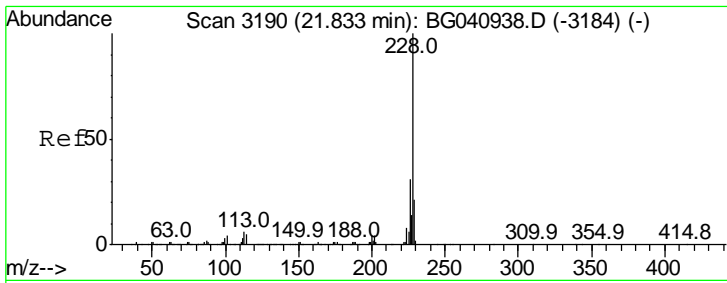
Tgt Ion	Resp	Lower	Upper
228	1104386		
226	29.7	23.5	35.3
229	21.3	16.7	25.1



#82
 3,3'-Dichlorobenzidine
 Concen: 25.308 ng
 RT: 21.66 min Scan# 3160
 Delta R.T. -0.02 min
 Lab File: BG041143.D
 Acq: 8 Jun 2019 21:13

Tgt Ion	Resp	Lower	Upper
252	202267		
254	60.3	52.1	78.1
126	7.0	5.5	8.3



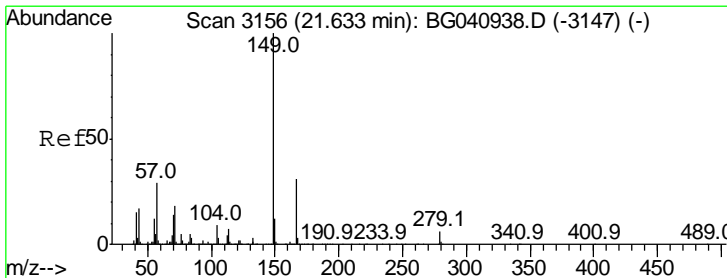
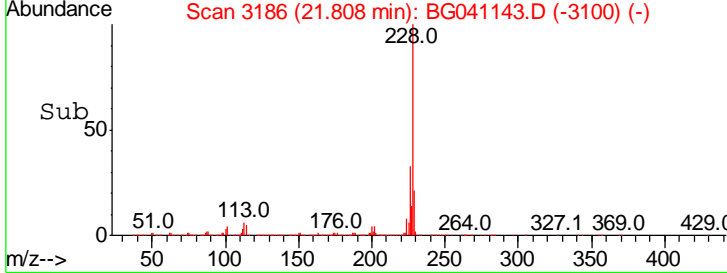
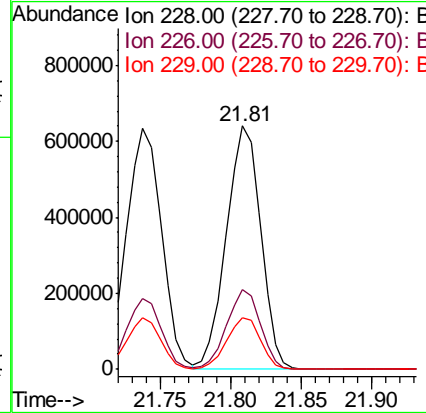
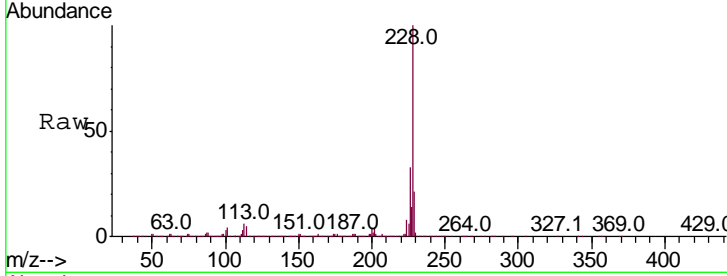


#83
 Chrysene
 Concen: 50.054 ng
 RT: 21.81 min Scan# 3186
 Delta R.T. -0.02 min
 Lab File: BG041143.D
 Acq: 8 Jun 2019 21:13

Instrument :
 BNA_G
 ClientSampled :

Tgt Ion: 228 Resp: 1088435

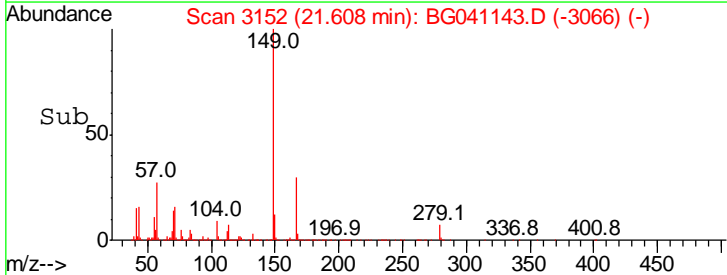
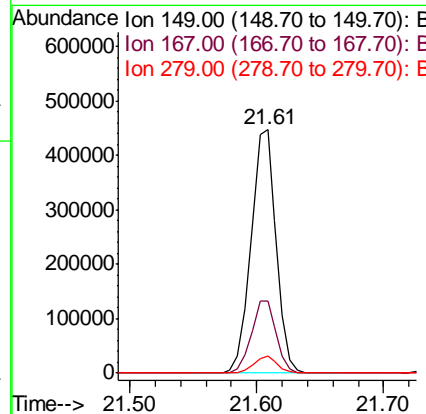
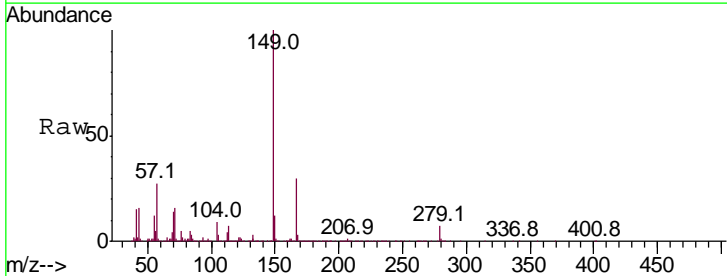
Ion	Ratio	Lower	Upper
228	100		
226	32.7	24.6	37.0
229	21.3	16.6	24.8

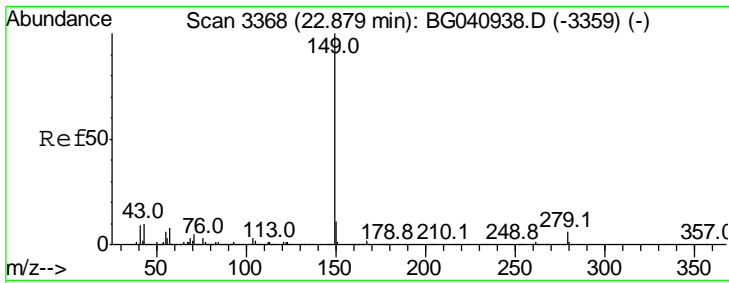


#84
 Bis(2-ethylhexyl)phthalate
 Concen: 50.393 ng
 RT: 21.61 min Scan# 3152
 Delta R.T. -0.02 min
 Lab File: BG041143.D
 Acq: 8 Jun 2019 21:13

Tgt Ion: 149 Resp: 612604

Ion	Ratio	Lower	Upper
149	100		
167	29.8	24.6	37.0
279	6.9	5.0	7.6



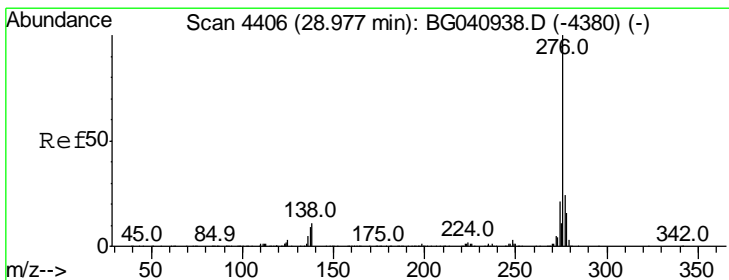
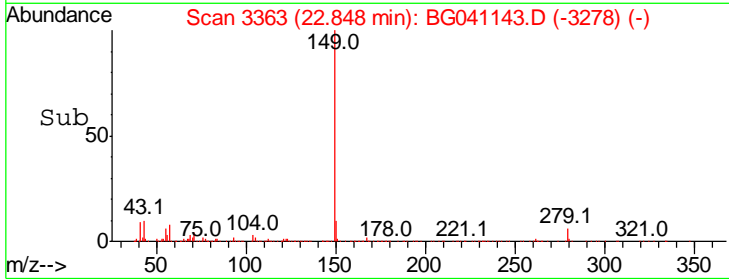
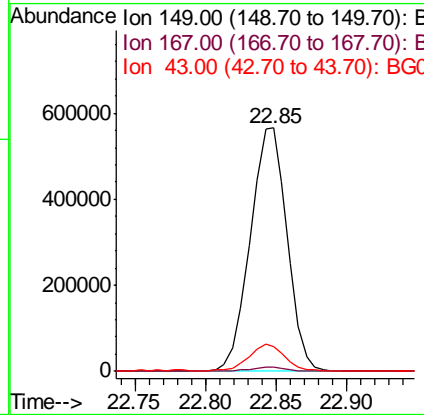
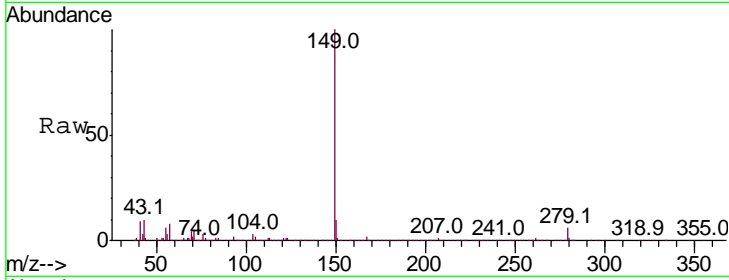


#85
 Di-n-octyl phthalate
 Concen: 50.911 ng
 RT: 22.85 min Scan# 3363
 Delta R.T. -0.03 min
 Lab File: BG041143.D
 Acq: 8 Jun 2019 21:13

Instrument :
 BNA_G
 ClientSampled :

Tgt Ion:149 Resp: 1030764

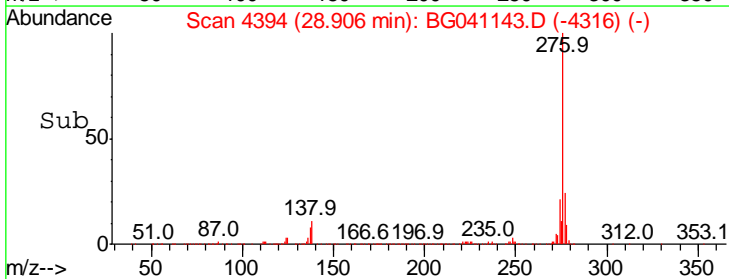
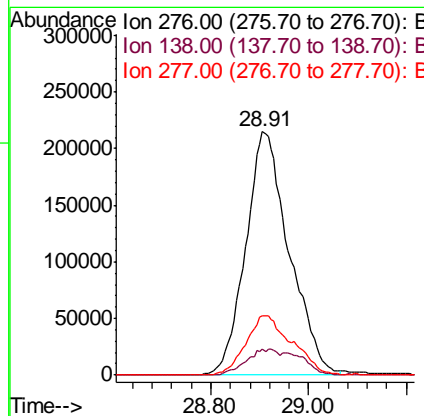
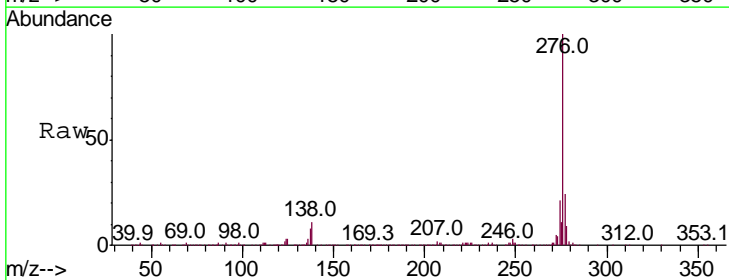
Ion	Ratio	Lower	Upper
149	100		
167	1.8	1.4	2.0
43	10.2	8.1	12.1

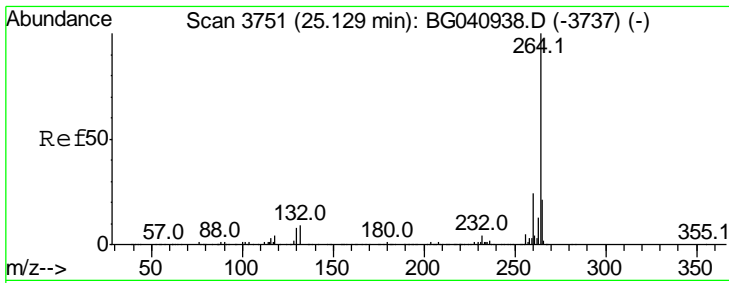


#86
 Indeno(1,2,3-cd)pyrene
 Concen: 49.992 ng
 RT: 28.91 min Scan# 4394
 Delta R.T. -0.07 min
 Lab File: BG041143.D
 Acq: 8 Jun 2019 21:13

Tgt Ion:276 Resp: 1331652

Ion	Ratio	Lower	Upper
276	100		
138	5.0	5.7	8.5#
277	25.9	20.8	31.2

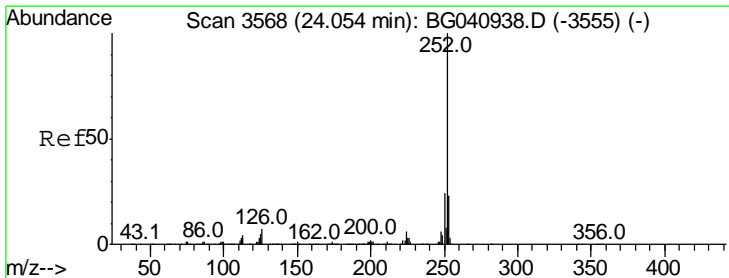
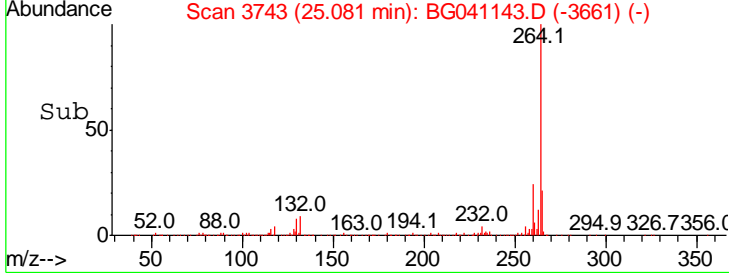
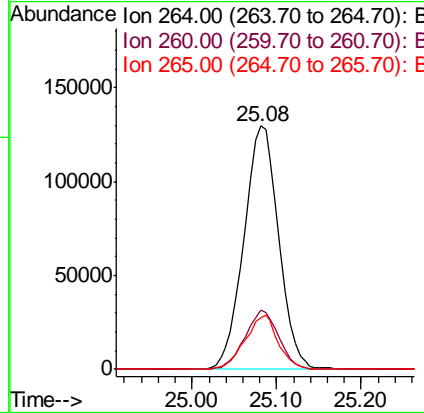
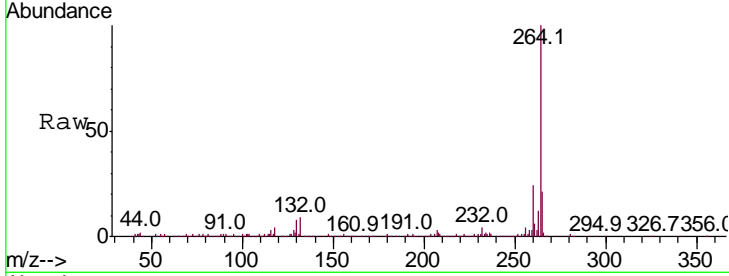




#87
 Perylene-d12
 Concen: 20.000 ng
 RT: 25.08 min Scan# 3743
 Delta R.T. -0.05 min
 Lab File: BG041143.D
 Acq: 8 Jun 2019 21:13

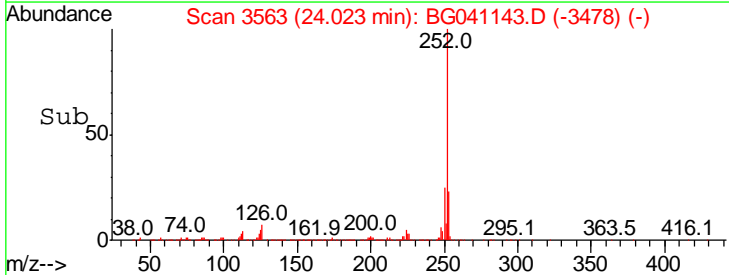
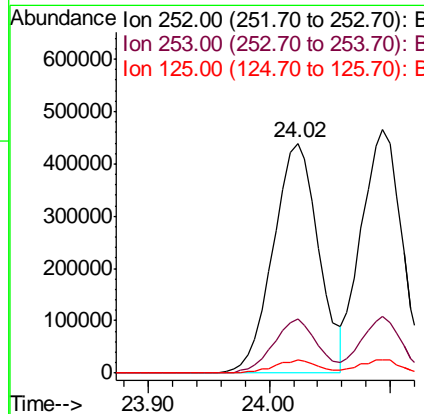
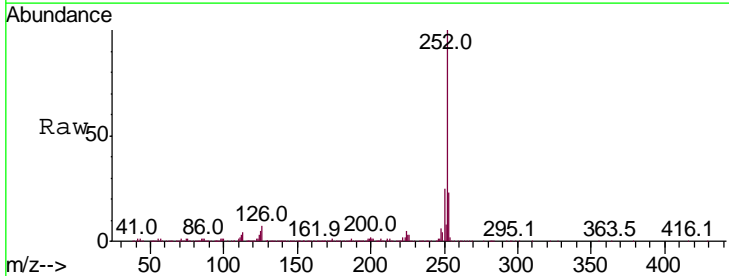
Instrument :
 BNA_G
 ClientSampled :

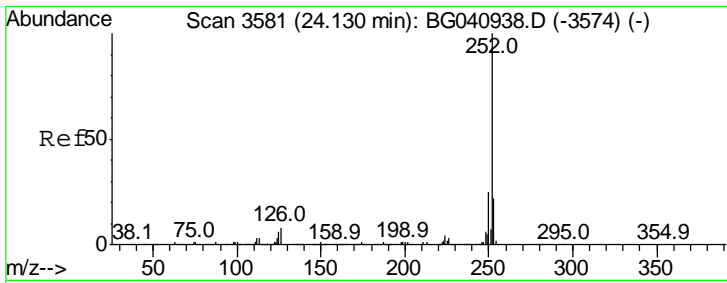
Tgt Ion	Resp	Lower	Upper
264	100		
260	24.4	19.0	28.4
265	21.3	17.0	25.4



#88
 Benzo(b)fluoranthene
 Concen: 50.821 ng
 RT: 24.02 min Scan# 3563
 Delta R.T. -0.03 min
 Lab File: BG041143.D
 Acq: 8 Jun 2019 21:13

Tgt Ion	Resp	Lower	Upper
252	100		
253	23.4	18.4	27.6
125	5.5	4.3	6.5



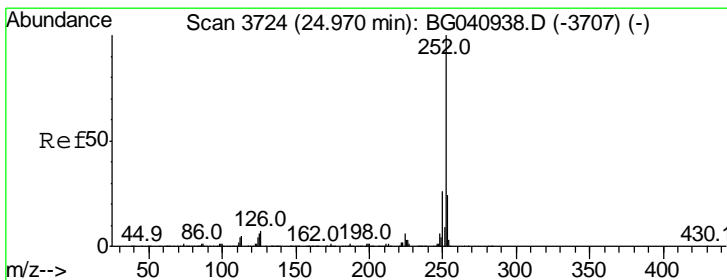
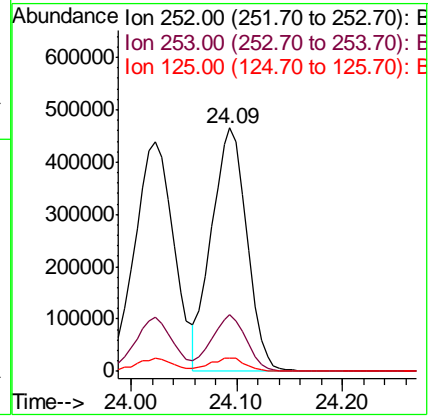
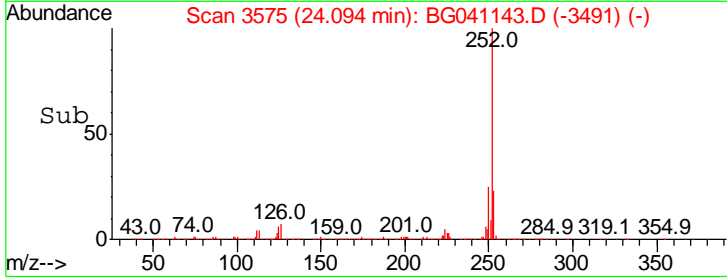
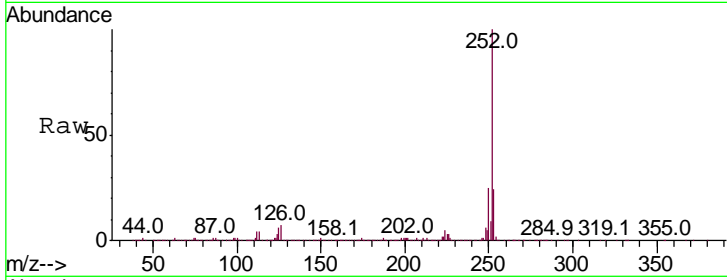


#89
 Benzo(k)fluoranthene
 Concen: 48.518 ng
 RT: 24.09 min Scan# 3575
 Delta R.T. -0.04 min
 Lab File: BG041143.D
 Acq: 8 Jun 2019 21:13

Instrument :
 BNA_G
 ClientSampled :

Tgt Ion: 252 Resp: 1079152

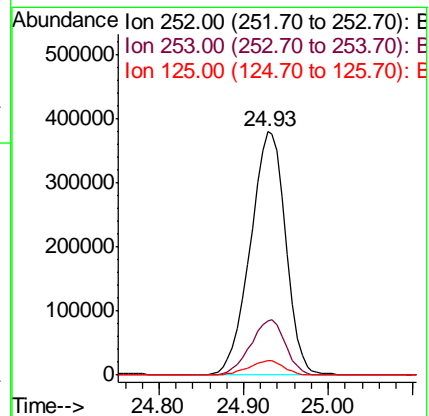
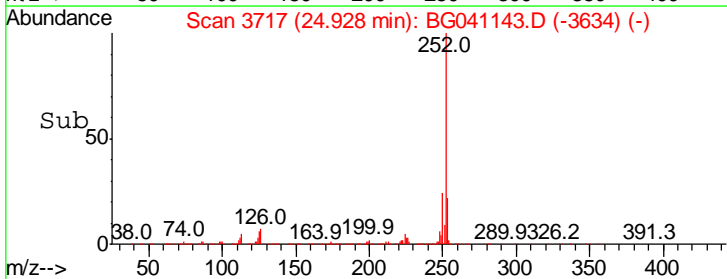
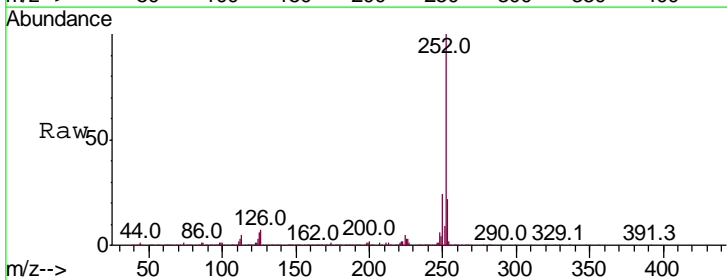
Ion	Ratio	Lower	Upper
252	100		
253	23.5	17.8	26.6
125	5.7	4.7	7.1

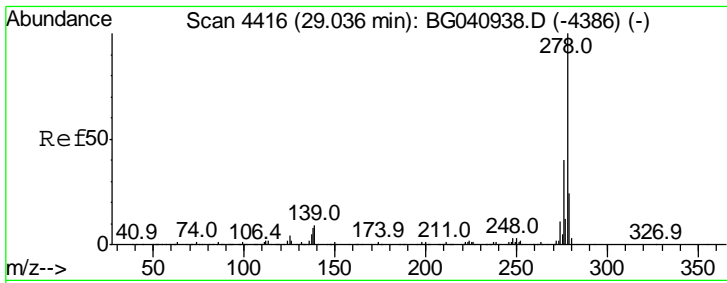


#90
 Benzo(a)pyrene
 Concen: 51.304 ng
 RT: 24.93 min Scan# 3717
 Delta R.T. -0.04 min
 Lab File: BG041143.D
 Acq: 8 Jun 2019 21:13

Tgt Ion: 252 Resp: 1100186

Ion	Ratio	Lower	Upper
252	100		
253	22.2	19.5	29.3
125	5.7	5.1	7.7



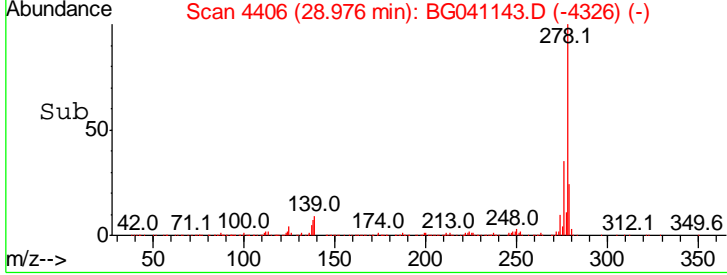
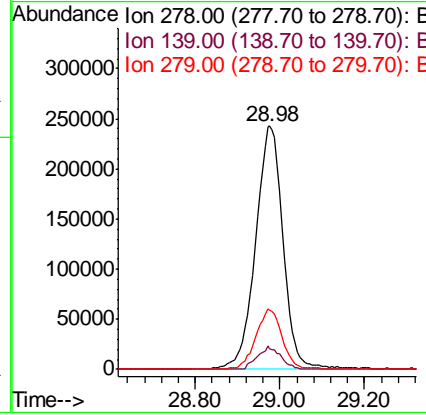
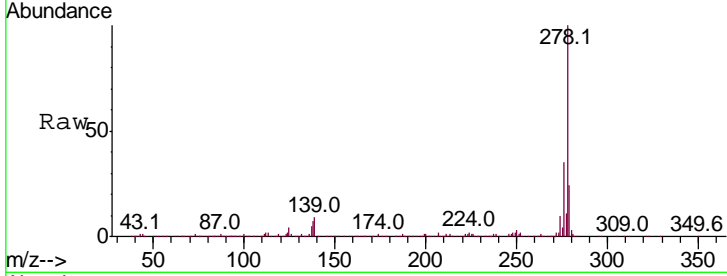


#91
 Dibenzo(a,h)anthracene
 Concen: 51.597 ng
 RT: 28.98 min Scan# 4406
 Delta R.T. -0.06 min
 Lab File: BG041143.D
 Acq: 8 Jun 2019 21:13

Instrument :
 BNA_G
 ClientSampled :

Tgt Ion: 278 Resp: 1105584

Ion	Ratio	Lower	Upper
278	100		
139	8.8	7.1	10.7
279	24.1	19.4	29.2



#92
 Benzo(g,h,i)perylene
 Concen: 51.871 ng
 RT: 30.12 min Scan# 4600
 Delta R.T. -0.07 min
 Lab File: BG041143.D
 Acq: 8 Jun 2019 21:13

Tgt Ion: 276 Resp: 1079807

Ion	Ratio	Lower	Upper
276	100		
277	24.0	19.4	29.0
138	11.6	9.7	14.5

