LSC Area Percent Report

Data Path : Z:\svoasrv\HPCHEM1\BNA_G\Data\BG062122\
Data File : BG054009.D
Acq On : 22 Jun 2022 13:34
Operator : CG/JU
Sample : N3358-18DL2 50X
Misc :
ALS Vial : 43 Sample Multiplier: 1

Instrument :
BNA_G
ClientSampleId :
EW4T1DL2

Integration Parameters: LSCINT.P
Integrator: RTE
Smoothing : OFF Filtering: 5
Sampling : 1 Min Area: 0.1 % of largest Peak
Start Thrs: 0.2 Max Peaks: 100
Stop Thrs : 0 Peak Location: TOP

If leading or trailing edge < 100 prefer < Baseline drop else tangent >
Peak separation: 5

Method : Z:\svoasrv\HPCHEM1\BNA_G\Methods\SFAM-EPA-BG062022.M
Title : SVOA CALIBRATION

Signal : TIC: BG054009.D\data.ms

peak #	R.T. min	first scan	max scan	last scan	PK TY	peak height	corr. area	corr. % max.	% of total
1	6.573	535	542	552	rBV	125088	218224	1.95%	1.237%
2	7.260	650	659	671	rBV	289266	531595	4.74%	3.013%
3	8.077	792	798	803	rBV	84933	149720	1.33%	0.848%
4	8.136	803	808	821	rVB	98295	175879	1.57%	0.997%
5	8.747	899	912	923	rBV2	86632	314411	2.80%	1.782%
6	8.847	924	929	938	rVB3	20813	45525	0.41%	0.258%
7	9.423	1021	1027	1039	rBV2	33637	89227	0.80%	0.506%
8	10.051	1127	1134	1136	rBV	46670	74045	0.66%	0.420%
9	10.081	1137	1139	1146	rVB	49431	74583	0.66%	0.423%
10	10.322	1164	1180	1183	rBV	31078	87548	0.78%	0.496%
11	10.357	1183	1186	1193	rVB2	24918	42488	0.38%	0.241%
12	10.515	1206	1213	1221	rVB2	21565	37429	0.33%	0.212%
13	10.797	1254	1261	1269	rVV	580531	1022430	9.11%	5.794%
14	10.886	1269	1276	1292	rVB	105474	211533	1.89%	1.199%
15	11.109	1310	1314	1327	rBV5	7564	23763	0.21%	0.135%
16	11.232	1327	1335	1344	rVB	183438	326094	2.91%	1.848%
17	11.426	1362	1368	1374	rBV2	5841	11805	0.11%	0.067%
18	11.497	1374	1380	1387	rBV3	7618	15694	0.14%	0.089%
19	11.749	1411	1423	1437	rBV2	73870	209503	1.87%	1.187%
20	11.896	1442	1448	1455	rVV	76777	129983	1.16%	0.737%
21	12.260	1492	1510	1515	rBV	4302898	11218779	100.00%	63.579%
22	12.378	1525	1530	1539	rVB3	7424	17743	0.16%	0.101%
23	12.478	1542	1547	1556	rVB4	5539	13521	0.12%	0.077%
24	13.541	1722	1728	1735	rVB	244915	360996	3.22%	2.046%
25	13.618	1735	1741	1747	rBV2	14464	24258	0.22%	0.137%
26	13.900	1784	1789	1793	rBV	61847	91695	0.82%	0.520%
27	13.941	1793	1796	1803	rVV	35438	52201	0.47%	0.296%
28	14.552	1895	1900	1905	rVB2	12347	18949	0.17%	0.107%
29	14.705	1919	1926	1935	rVB	191996	316598	2.82%	1.794%
30	14.928	1959	1964	1971	rBV	88657	126143	1.12%	0.715%
31	16.726	2265	2270	2276	rVB2	8507	11451	0.10%	0.065%
32	17.448	2386	2393	2400	rBV	272098	429923	3.83%	2.436%
33	17.813	2449	2455	2462	rBV	15669	21089	0.19%	0.120%
34	19.828	2792	2798	2800	rBV2	8397	12451	0.11%	0.071%
35	19.863	2800	2804	2809	rVB	14935	21079	0.19%	0.119%
36	20.692	2940	2945	2952	rVB	11692	17251	0.15%	0.098%

LSC Area Percent Report

Data Path : Z:\svoasrv\HPCHEM1\BNA_G\Data\BG062122\
Data File : BG054009.D
Acq On : 22 Jun 2022 13:34
Operator : CG/JU
Sample : N3358-18DL2 50X
Misc :
ALS Vial : 43 Sample Multiplier: 1

Instrument :
BNA_G
ClientSampleId :
EW4T1DL2

Integration Parameters: LSCINT.P
Integrator: RTE
Smoothing : OFF Filtering: 5
Sampling : 1 Min Area: 0.1 % of largest Peak
Start Thrs: 0.2 Max Peaks: 100
Stop Thrs : 0 Peak Location: TOP

If leading or trailing edge < 100 prefer < Baseline drop else tangent >
Peak separation: 5

Method : Z:\svoasrv\HPCHEM1\BNA_G\Methods\SFAM-EPA-BG062022.M
Title : SVOA CALIBRATION

37	21.720	3114	3120	3129	rVB2	307964	526739	4.70%	2.985%
38	24.064	3512	3519	3527	rBV9	5210	15909	0.14%	0.090%
39	24.981	3664	3675	3692	rVB2	177420	536712	4.78%	3.042%
40	26.185	3873	3880	3891	rVB9	7177	20435	0.18%	0.116%

Sum of corrected areas: 17645401

Data Path : Z:\svoasrv\HPCHEM1\BNA_G\Data\BG062122\
Data File : BG054009.D
Acq On : 22 Jun 2022 13:34
Operator : CG/JU
Sample : N3358-18DL2 50X
Misc :
ALS Vial : 43 Sample Multiplier: 1

Instrument :
BNA_G
ClientSampleId :
EW4T1DL2

Quant Method : Z:\svoasrv\HPCHEM1\BNA_G\Methods\SFAM-EPA-BG062022.M
Quant Title : SVOA CALIBRATION

TIC Library : C:\DATABASE\NIST20.L
TIC Integration Parameters: LSCINT.P

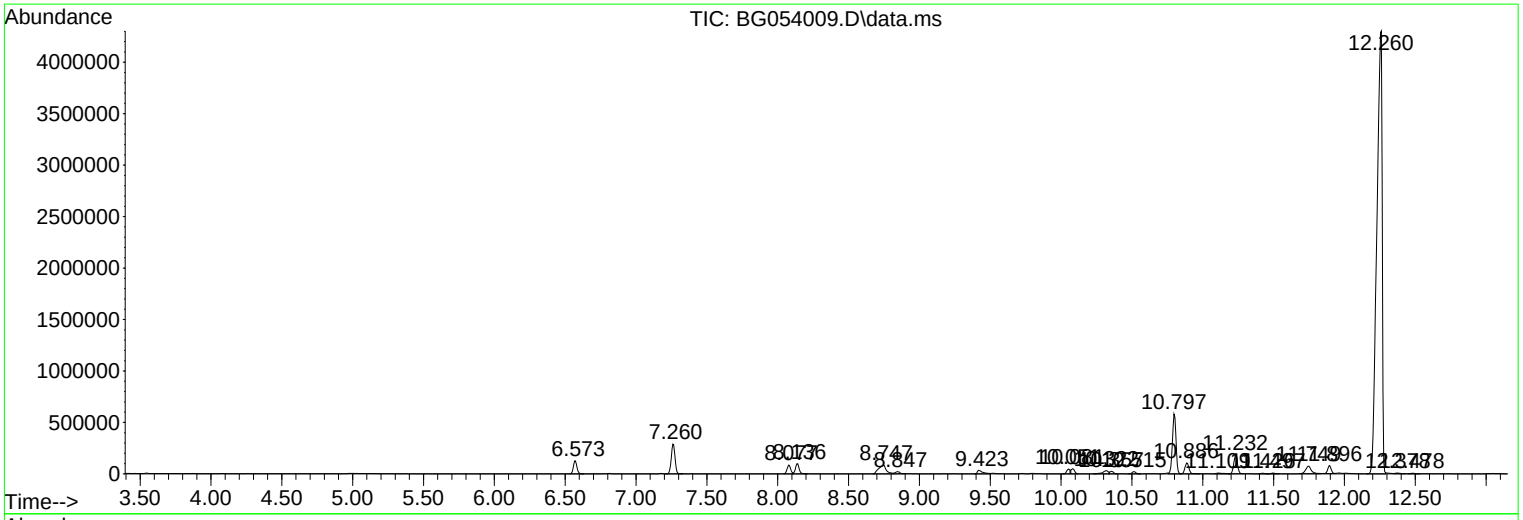

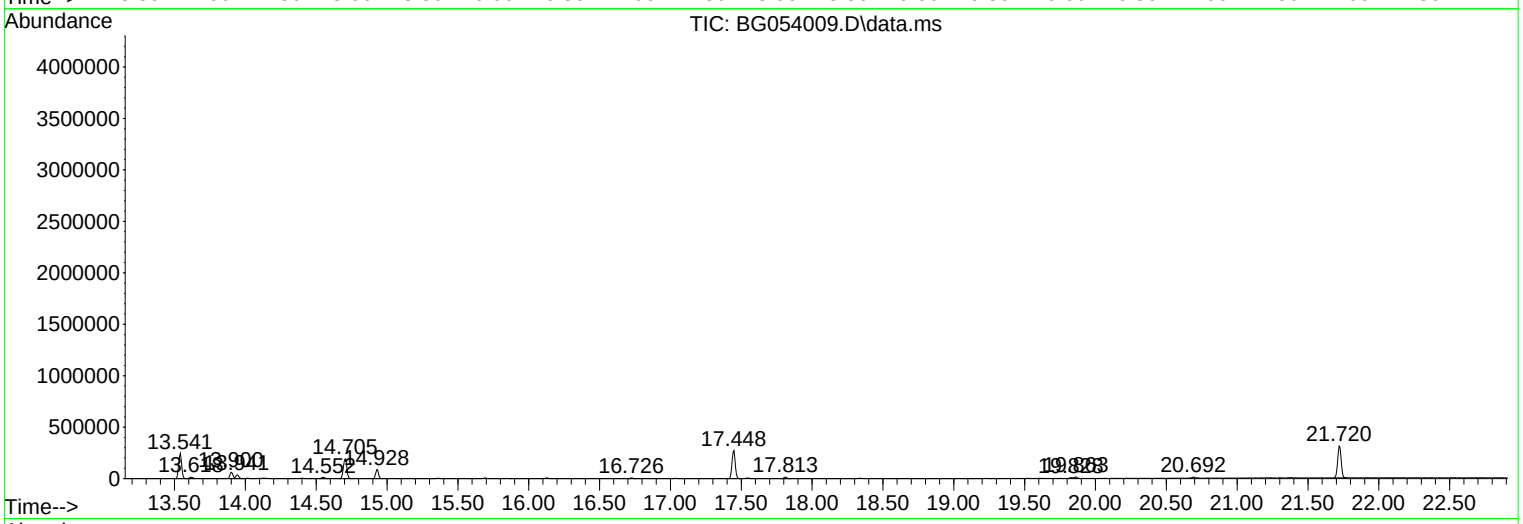

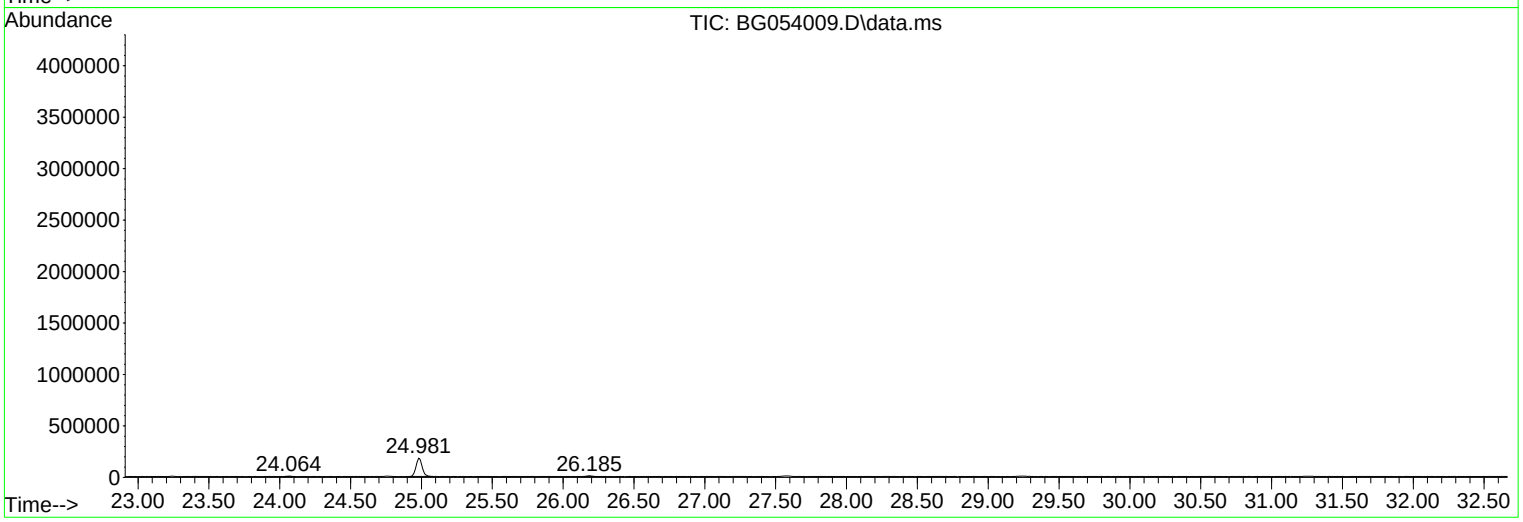

Data Path : Z:\svoasrv\HPCHEM1\BNA_G\Data\BG062122\
Data File : BG054009.D
Acq On : 22 Jun 2022 13:34
Operator : CG/JU
Sample : N3358-18DL2 50X
Misc :
ALS Vial : 43 Sample Multiplier: 1

Instrument :
BNA_G
ClientSampleId :
EW4T1DL2

Quant Method : Z:\svoasrv\HPCHEM1\BNA_G\Methods\SFAM-EPA-BG062022.M
Quant Title : SVOA CALIBRATION

TIC Library : C:\DATABASE\NIST20.L
TIC Integration Parameters: LSCINT.P

****

Peak Number 1 2-Methyl-1-hexanol Concentration Rank 5

R.T.	EstConc	Area	Relative to ISTD	R.T.
6.573	29.15 ng/ul	218224	1,4-Dichlorobenzene-d4	8.077

Hit# of 5	Tentative ID	MW	MolForm	CAS#	Qual
1	2-Methyl-1-hexanol	116	C7H16O	1000427-67-0	83
2	Hexane, 1,1'-oxybis-	186	C12H26O	000112-58-3	72
3	Oxalic acid, isohexyl pentyl ester	244	C13H24O4	1000309-32-8	64
4	1-Pentanol, 2-ethyl-	116	C7H16O	027522-11-8	59
5	Carbonic acid, nonyl prop-1-en-2...	228	C13H24O3	1000382-53-9	56

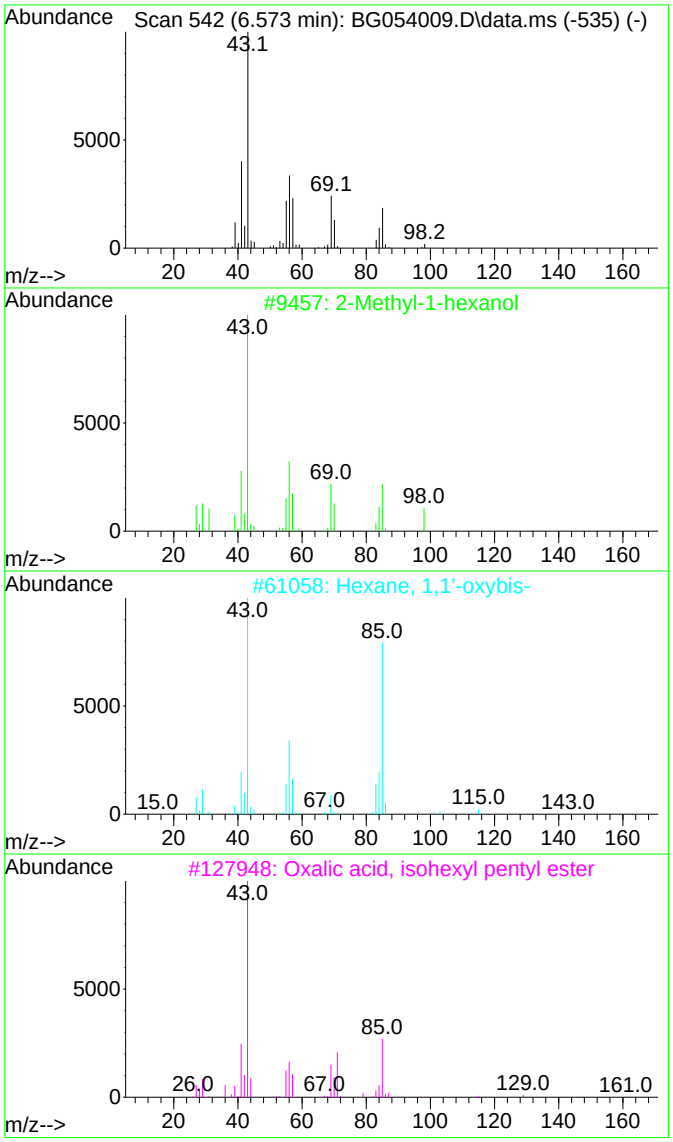

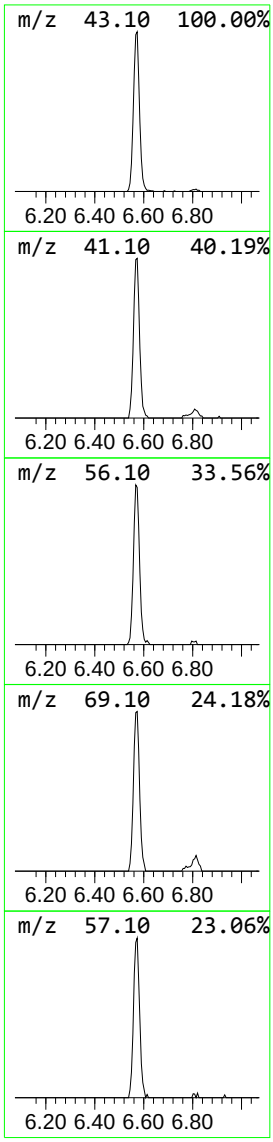

Data Path : Z:\svoasrv\HPCHEM1\BNA_G\Data\BG062122\
Data File : BG054009.D
Acq On : 22 Jun 2022 13:34
Operator : CG/JU
Sample : N3358-18DL2 50X
Misc :
ALS Vial : 43 Sample Multiplier: 1

Instrument :
BNA_G
ClientSampleId :
EW4T1DL2

Quant Method : Z:\svoasrv\HPCHEM1\BNA_G\Methods\SFAM-EPA-BG062022.M
Quant Title : SVOA CALIBRATION

TIC Library : C:\DATABASE\NIST20.L
TIC Integration Parameters: LSCINT.P

****
Peak Number 2 1-Hexanol, 2-ethyl- Concentration Rank 6

R.T.	EstConc	Area	Relative to ISTD	R.T.
8.136	23.49 ng/ul	175879	1,4-Dichlorobenzene-d4	8.077

Hit# of 5	Tentative ID	MW	MolForm	CAS#	Qual
1	1-Hexanol, 2-ethyl-	130	C8H18O	000104-76-7	72
2	1-Hexanol, 2-ethyl-	130	C8H18O	000104-76-7	64
3	Heptyl isobutyl carbonate	216	C12H24O3	959068-08-7	59
4	1-Pentanol, 2-ethyl-4-methyl-	130	C8H18O	000106-67-2	56
5	1-Hexene, 5,5-dimethyl-	112	C8H16	007116-86-1	53

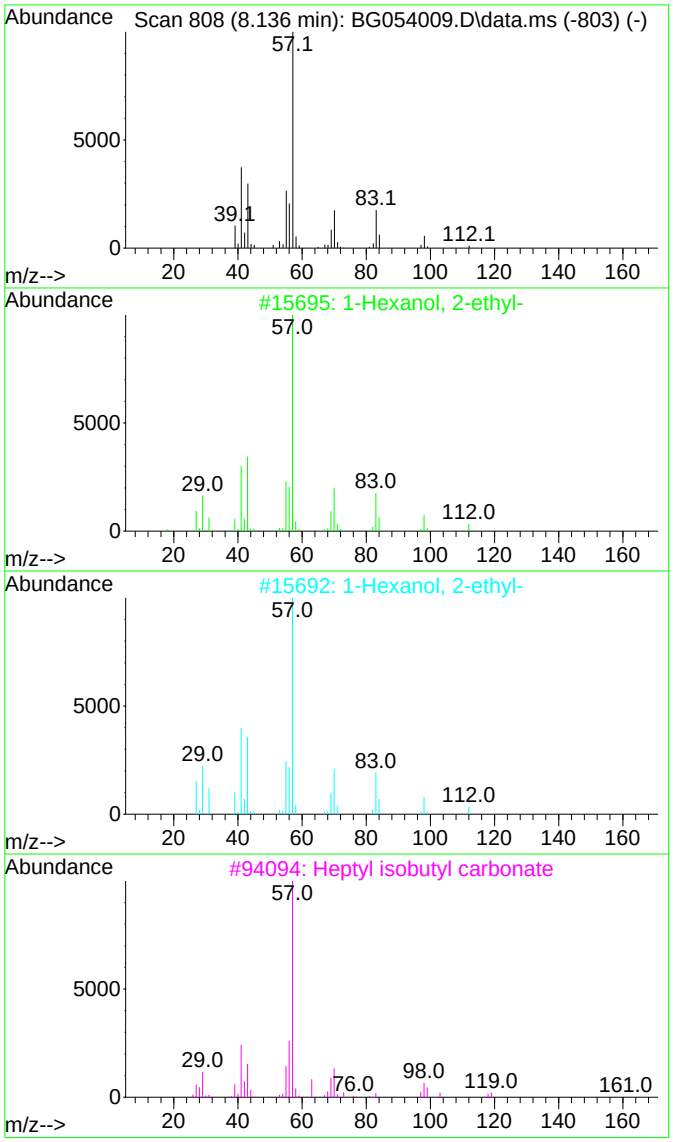

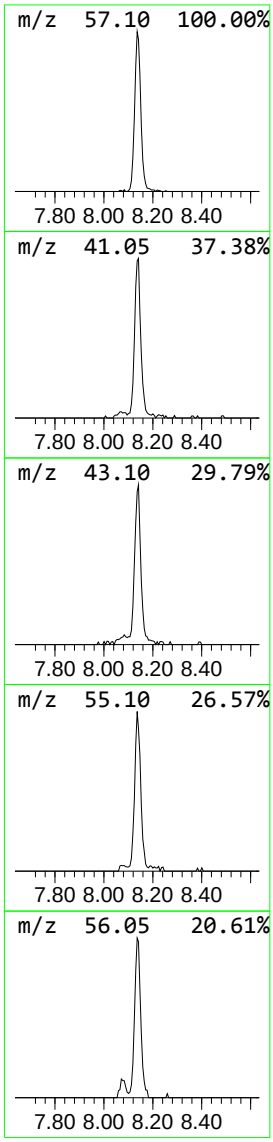

Data Path : Z:\svoasrv\HPCHEM1\BNA_G\Data\BG062122\
Data File : BG054009.D
Acq On : 22 Jun 2022 13:34
Operator : CG/JU
Sample : N3358-18DL2 50X
Misc :
ALS Vial : 43 Sample Multiplier: 1

Instrument :
BNA_G
ClientSampleId :
EW4T1DL2

Quant Method : Z:\svoasrv\HPCHEM1\BNA_G\Methods\SFAM-EPA-BG062022.M
Quant Title : SVOA CALIBRATION

TIC Library : C:\DATABASE\NIST20.L
TIC Integration Parameters: LSCINT.P

****
Peak Number 3 Heptanoic acid Concentration Rank 3

R.T.	EstConc	Area	Relative to ISTD	R.T.
8.747	42.00 ng/ul	314411	1,4-Dichlorobenzene-d4	8.077

Hit# of 5	Tentative ID	MW	MolForm	CAS#	Qual
1	Heptanoic acid	130	C7H14O2	000111-14-8	91
2	Heptanoic acid	130	C7H14O2	000111-14-8	90
3	Heptanoic acid	130	C7H14O2	000111-14-8	86
4	Butanoic acid, 3-methyl-	102	C5H10O2	000503-74-2	64
5	Butanoic acid, 3-methyl-	102	C5H10O2	000503-74-2	64

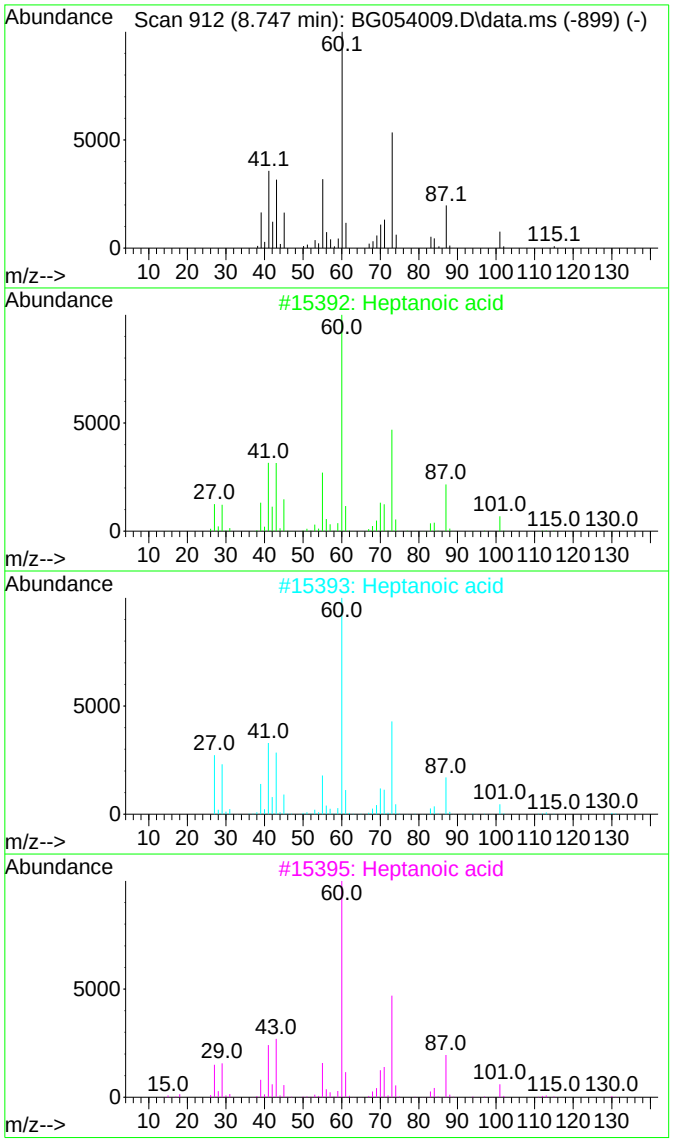

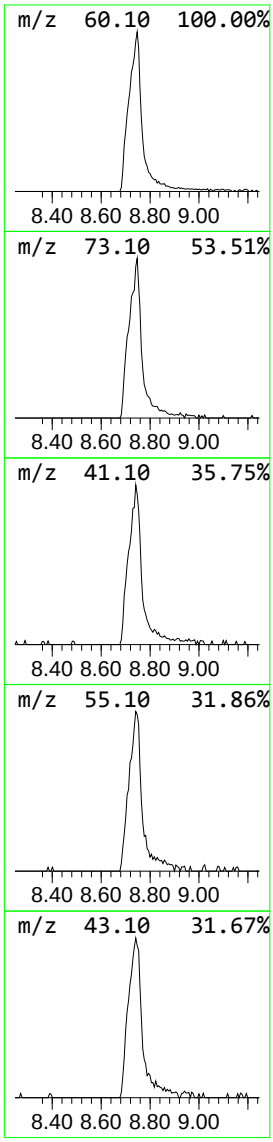

Data Path : Z:\svoasrv\HPCHEM1\BNA_G\Data\BG062122\
Data File : BG054009.D
Acq On : 22 Jun 2022 13:34
Operator : CG/JU
Sample : N3358-18DL2 50X
Misc :
ALS Vial : 43 Sample Multiplier: 1

Instrument :
BNA_G
ClientSampleId :
EW4T1DL2

Quant Method : Z:\svoasrv\HPCHEM1\BNA_G\Methods\SFAM-EPA-BG062022.M
Quant Title : SVOA CALIBRATION

TIC Library : C:\DATABASE\NIST20.L
TIC Integration Parameters: LSCINT.P

****
Peak Number 4 Hexanoic acid, 2-ethyl- Concentration Rank 10

R.T.	EstConc	Area	Relative to ISTD	R.T.
9.423	11.92 ng/ul	89227	1,4-Dichlorobenzene-d4	8.077

Hit# of 5	Tentative ID	MW	MolForm	CAS#	Qual
1	Hexanoic acid, 2-ethyl-	144	C8H16O2	000149-57-5	78
2	Hexanoic acid, 2-ethyl-	144	C8H16O2	000149-57-5	72
3	Hexanoic acid, 2-ethyl-	144	C8H16O2	000149-57-5	72
4	Hexanoic acid, 2-ethyl-	144	C8H16O2	000149-57-5	64
5	2-Ethyl-4-methylpentanoic acid	144	C8H16O2	000108-81-6	64

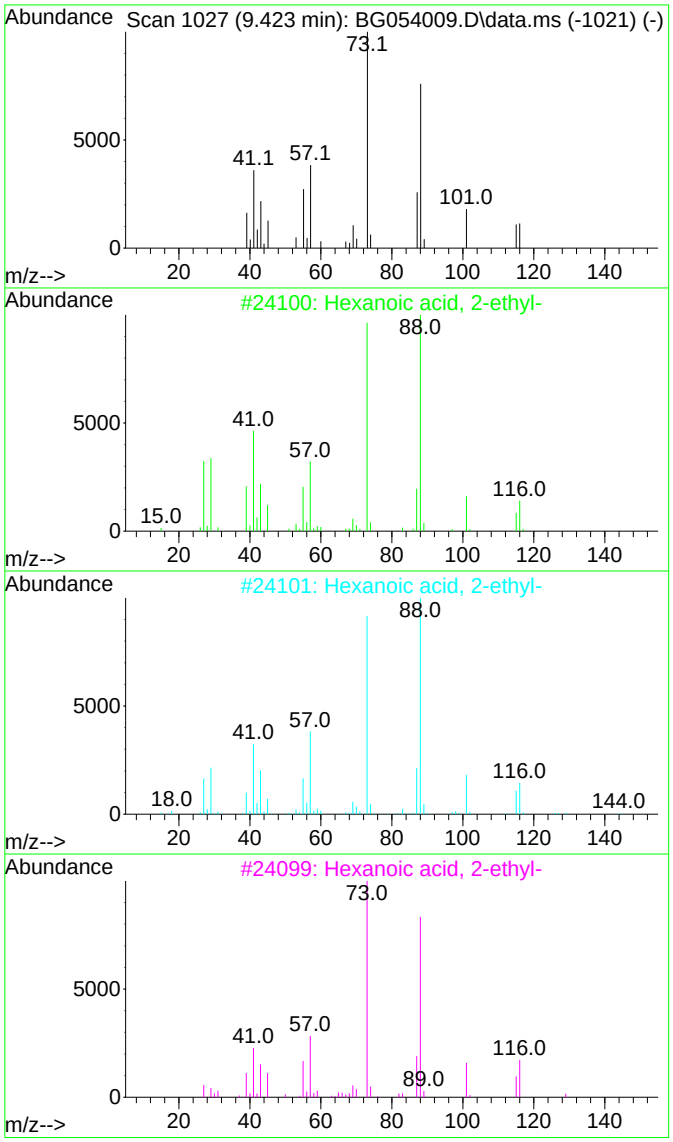

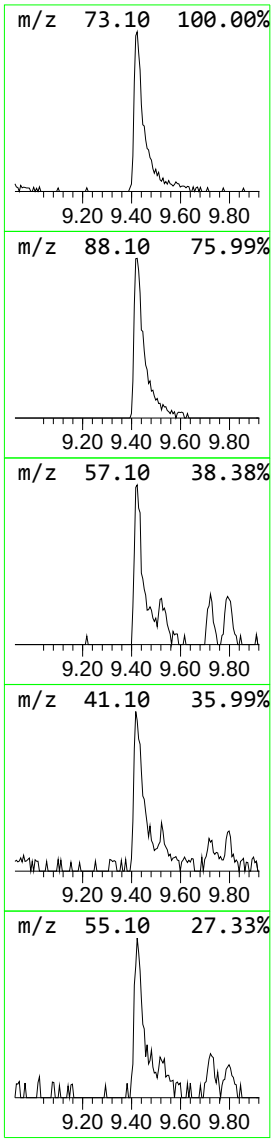

Data Path : Z:\svoasrv\HPCHEM1\BNA_G\Data\BG062122\
Data File : BG054009.D
Acq On : 22 Jun 2022 13:34
Operator : CG/JU
Sample : N3358-18DL2 50X
Misc :
ALS Vial : 43 Sample Multiplier: 1

Instrument :
BNA_G
ClientSampleId :
EW4T1DL2

Quant Method : Z:\svoasrv\HPCHEM1\BNA_G\Methods\SFAM-EPA-BG062022.M
Quant Title : SVOA CALIBRATION

TIC Library : C:\DATABASE\NIST20.L
TIC Integration Parameters: LSCINT.P

****

Peak Number 5 Phenol, 2-ethyl- Concentration Rank 11

R.T.	EstConc	Area	Relative to ISTD	R.T.
10.322	8.28 ng/ul	87548	Naphthalene-d8	10.892

Hit# of 5	Tentative ID	MW	MolForm	CAS#	Qual
1	Phenol, 2-ethyl-	122	C8H10O	000090-00-6	91
2	Phenol, 4-ethyl-	122	C8H10O	000123-07-9	91
3	Phenol, 3-ethyl-	122	C8H10O	000620-17-7	90
4	Phenol, 3-ethyl-	122	C8H10O	000620-17-7	87
5	Phenol, 4-ethyl-	122	C8H10O	000123-07-9	87

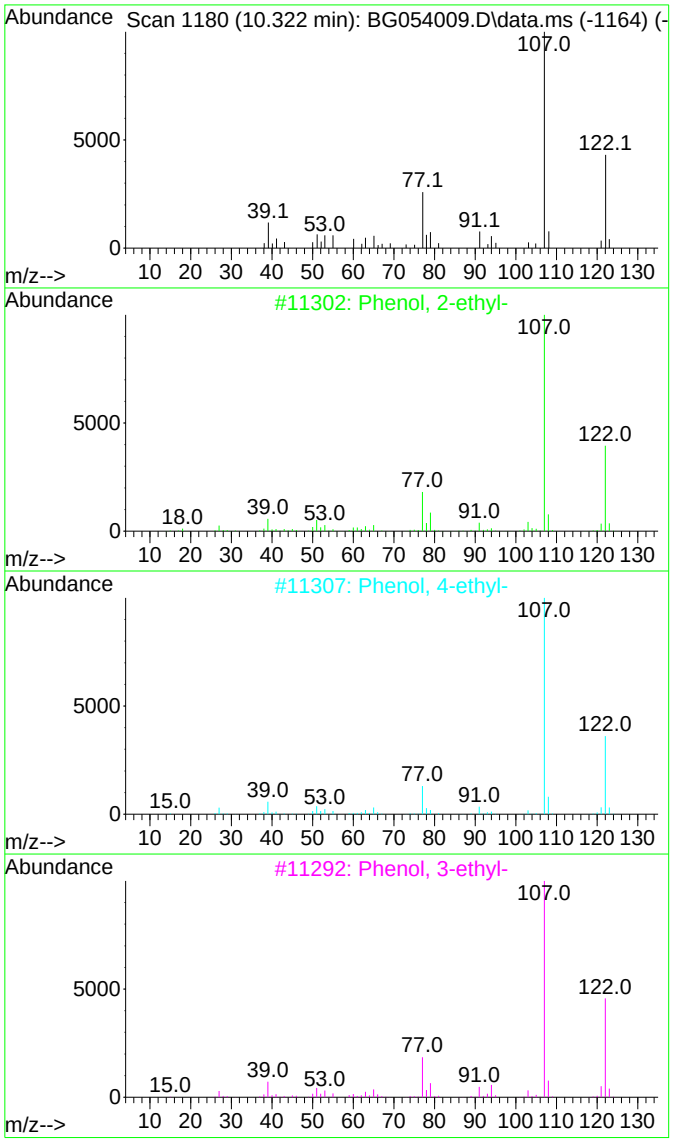

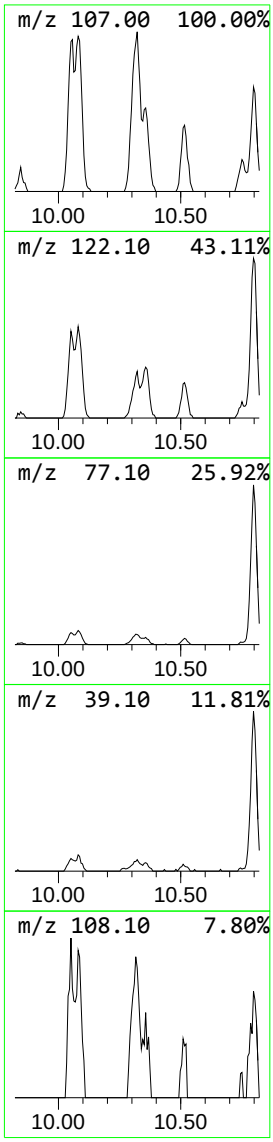

Data Path : Z:\svoasrv\HPCHEM1\BNA_G\Data\BG062122\
Data File : BG054009.D
Acq On : 22 Jun 2022 13:34
Operator : CG/JU
Sample : N3358-18DL2 50X
Misc :
ALS Vial : 43 Sample Multiplier: 1

Instrument :
BNA_G
ClientSampleId :
EW4T1DL2

Quant Method : Z:\svoasrv\HPCHEM1\BNA_G\Methods\SFAM-EPA-BG062022.M
Quant Title : SVOA CALIBRATION

TIC Library : C:\DATABASE\NIST20.L
TIC Integration Parameters: LSCINT.P

****
Peak Number 6 Benzene, 1-methoxy-4-methyl- Concentration Rank 14

R.T.	EstConc	Area	Relative to ISTD	R.T.
10.357	4.02 ng/ul	42488	Naphthalene-d8	10.892

Hit# of 5	Tentative ID	MW	MolForm	CAS#	Qual
1	Benzene, 1-methoxy-4-methyl-	122	C8H10O	000104-93-8	64
2	Benzene, 1-methoxy-4-methyl-	122	C8H10O	000104-93-8	64
3	Benzene, 1-methoxy-2-methyl-	122	C8H10O	000578-58-5	59
4	Benzene, 1-methoxy-2-methyl-	122	C8H10O	000578-58-5	59
5	Benzene, 1-methoxy-2-methyl-	122	C8H10O	000578-58-5	59

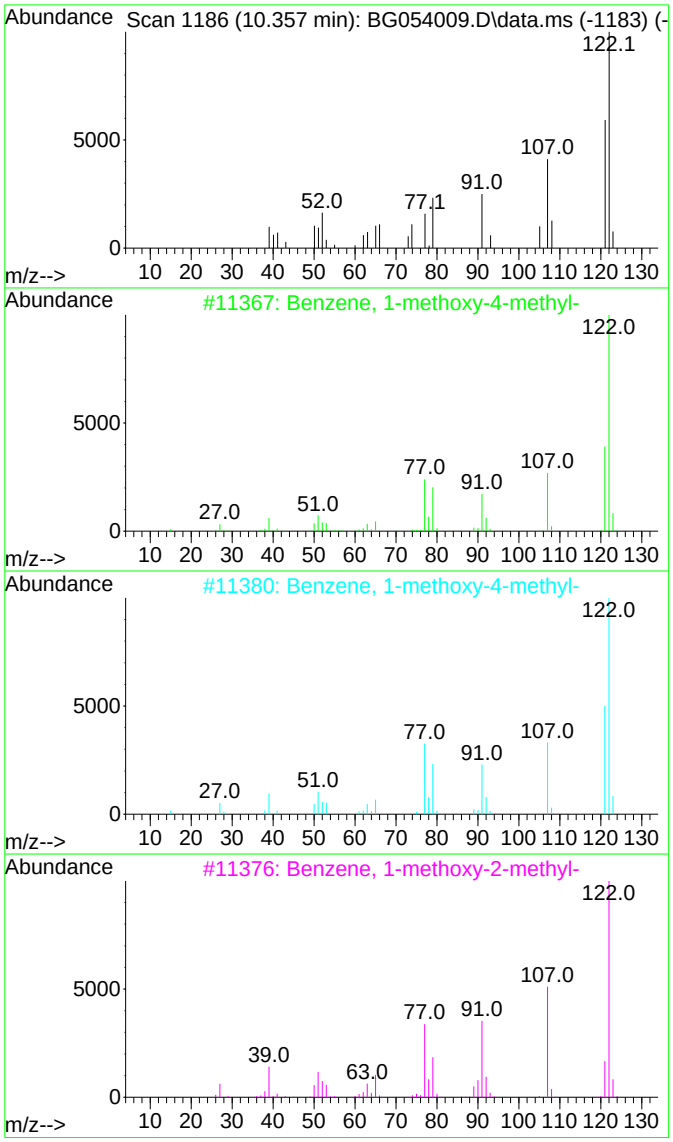

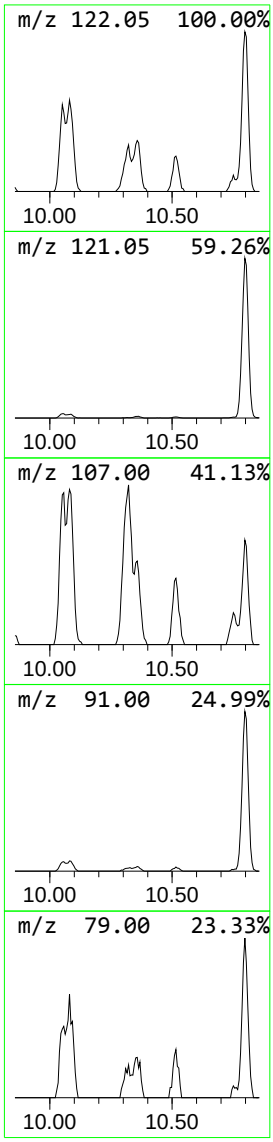

Data Path : Z:\svoasrv\HPCHEM1\BNA_G\Data\BG062122\
Data File : BG054009.D
Acq On : 22 Jun 2022 13:34
Operator : CG/JU
Sample : N3358-18DL2 50X
Misc :
ALS Vial : 43 Sample Multiplier: 1

Instrument :
BNA_G
ClientSampleId :
EW4T1DL2

Quant Method : Z:\svoasrv\HPCHEM1\BNA_G\Methods\SFAM-EPA-BG062022.M
Quant Title : SVOA CALIBRATION

TIC Library : C:\DATABASE\NIST20.L
TIC Integration Parameters: LSCINT.P

****

Peak Number 7 Phenol, 2,3-dimethyl- Concentration Rank 15

R.T.	EstConc	Area	Relative to ISTD	R.T.
10.515	3.54 ng/ul	37429	Naphthalene-d8	10.892

Hit# of 5	Tentative ID	MW	MolForm	CAS#	Qual
1	Phenol, 2,3-dimethyl-	122	C8H10O	000526-75-0	97
2	Phenol, 2,3-dimethyl-	122	C8H10O	000526-75-0	95
3	Phenol, 2,3-dimethyl-	122	C8H10O	000526-75-0	95
4	Phenol, 2,5-dimethyl-	122	C8H10O	000095-87-4	95
5	Phenol, 2,5-dimethyl-	122	C8H10O	000095-87-4	94

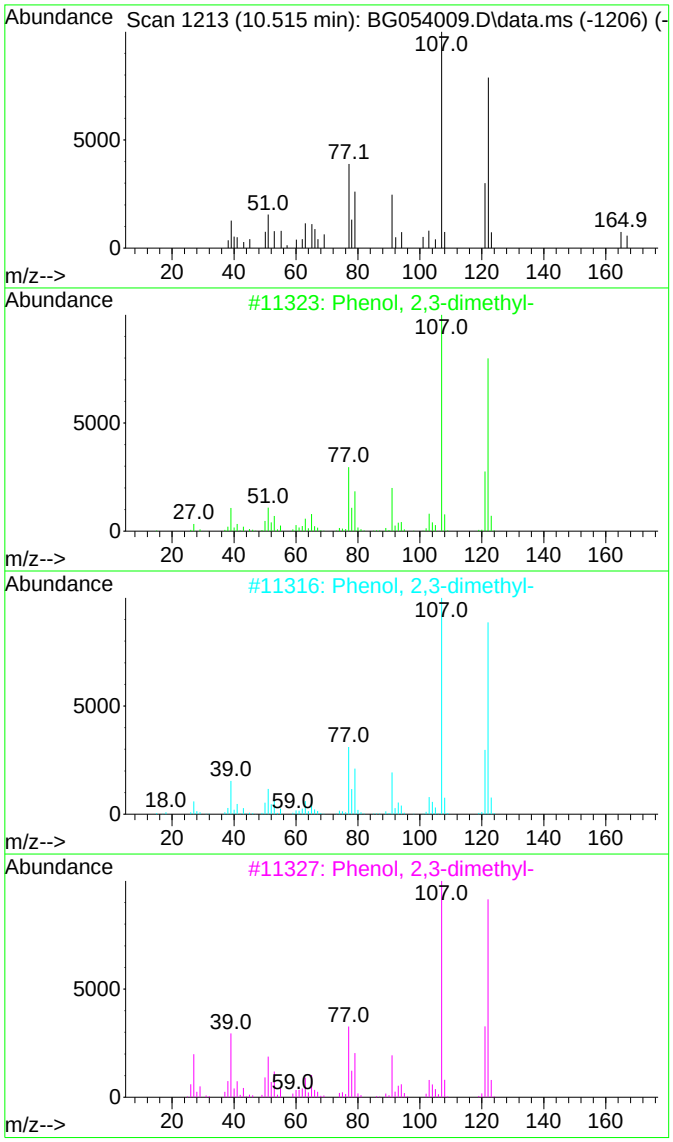

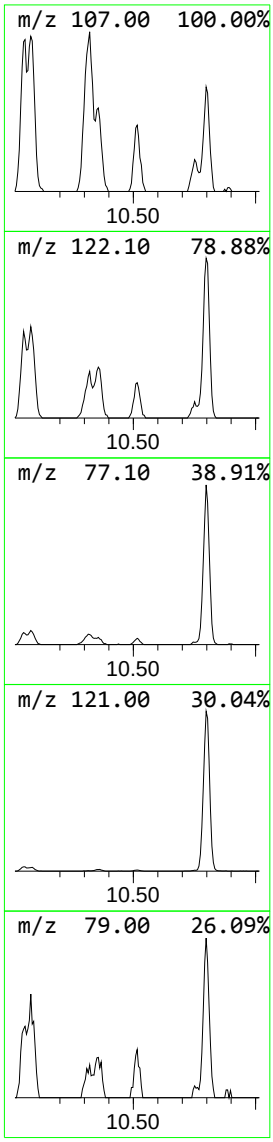

Data Path : Z:\svoasrv\HPCHEM1\BNA_G\Data\BG062122\
Data File : BG054009.D
Acq On : 22 Jun 2022 13:34
Operator : CG/JU
Sample : N3358-18DL2 50X
Misc :
ALS Vial : 43 Sample Multiplier: 1

Instrument :
BNA_G
ClientSampleId :
EW4T1DL2

Quant Method : Z:\svoasrv\HPCHEM1\BNA_G\Methods\SFAM-EPA-BG062022.M
Quant Title : SVOA CALIBRATION

TIC Library : C:\DATABASE\NIST20.L
TIC Integration Parameters: LSCINT.P

****
Peak Number 8 Phenol, 2-(1-methylethyl)- Concentration Rank 2

R.T.	EstConc	Area	Relative to ISTD	R.T.
10.797	96.67 ng/ul	1022430	Naphthalene-d8	10.892

Hit# of 5	Tentative ID	MW	MolForm	CAS#	Qual
1	Phenol, 2-(1-methylethyl)-	136	C9H12O	000088-69-7	94
2	Phenol, 2-(1-methylethyl)-	136	C9H12O	000088-69-7	91
3	Phenol, 2-(1-methylethyl)-	136	C9H12O	000088-69-7	91
4	Phenol, 3-(1-methylethyl)-	136	C9H12O	000618-45-1	86
5	Phenol, 3-(1-methylethyl)-	136	C9H12O	000618-45-1	80

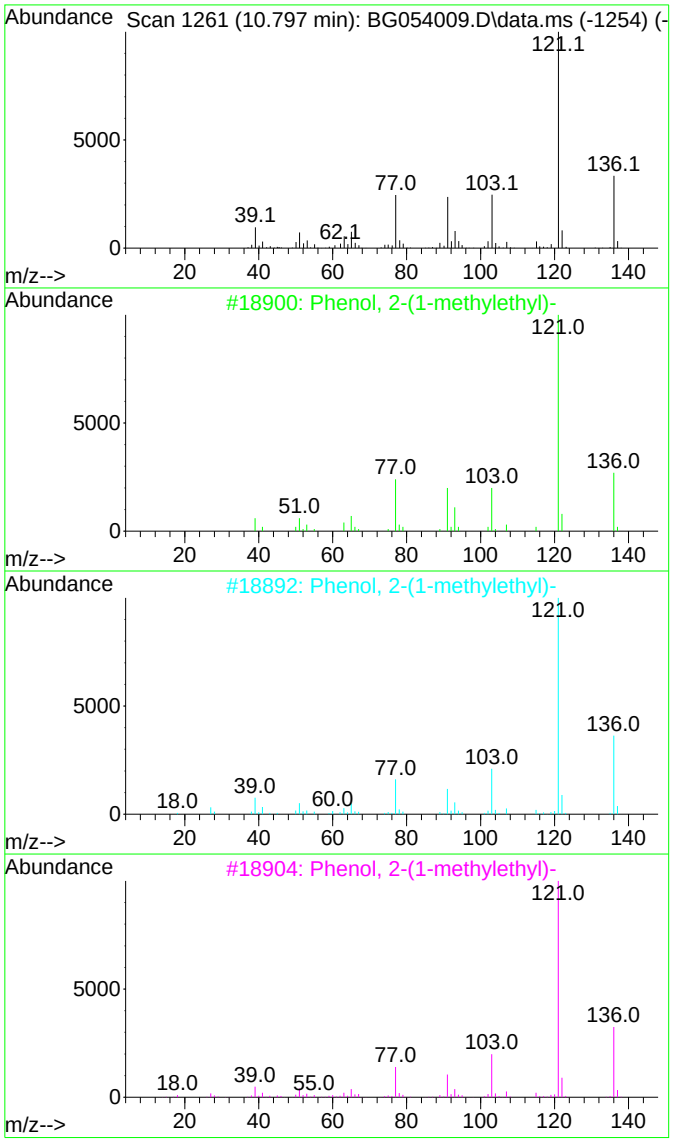

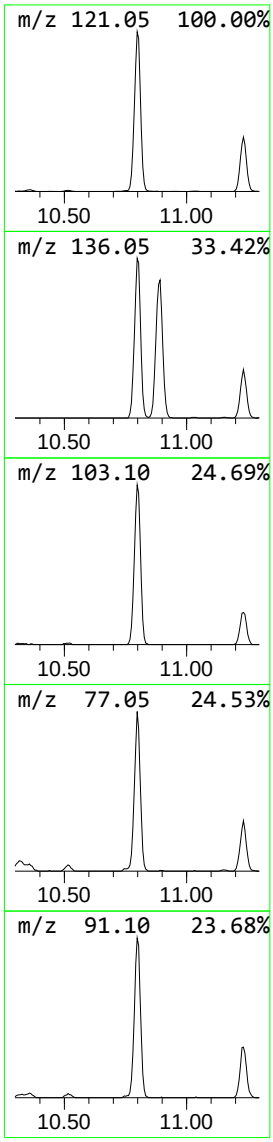

Data Path : Z:\svoasrv\HPCHEM1\BNA_G\Data\BG062122\
Data File : BG054009.D
Acq On : 22 Jun 2022 13:34
Operator : CG/JU
Sample : N3358-18DL2 50X
Misc :
ALS Vial : 43 Sample Multiplier: 1

Instrument :
BNA_G
ClientSampleId :
EW4T1DL2

Quant Method : Z:\svoasrv\HPCHEM1\BNA_G\Methods\SFAM-EPA-BG062022.M
Quant Title : SVOA CALIBRATION

TIC Library : C:\DATABASE\NIST20.L
TIC Integration Parameters: LSCINT.P

****

Peak Number 9 unknown-01 Concentration Rank 17

R.T.	EstConc	Area	Relative to ISTD	R.T.
11.109	2.25 ng/ul	23763	Naphthalene-d8	10.892

Hit# of 5	Tentative ID	MW	MolForm	CAS#	Qual
1	Heptanoic acid, methyl ester	144	C8H16O2	000106-73-0	45
2	Pentanoic acid, 4-methyl-, methy...	130	C7H14O2	002412-80-8	39
3	Hexanoic acid, methyl ester	130	C7H14O2	000106-70-7	38
4	2,4-Dimethylpentanoic acid	130	C7H14O2	005868-33-7	38
5	Hexanoic acid, methyl ester	130	C7H14O2	000106-70-7	38

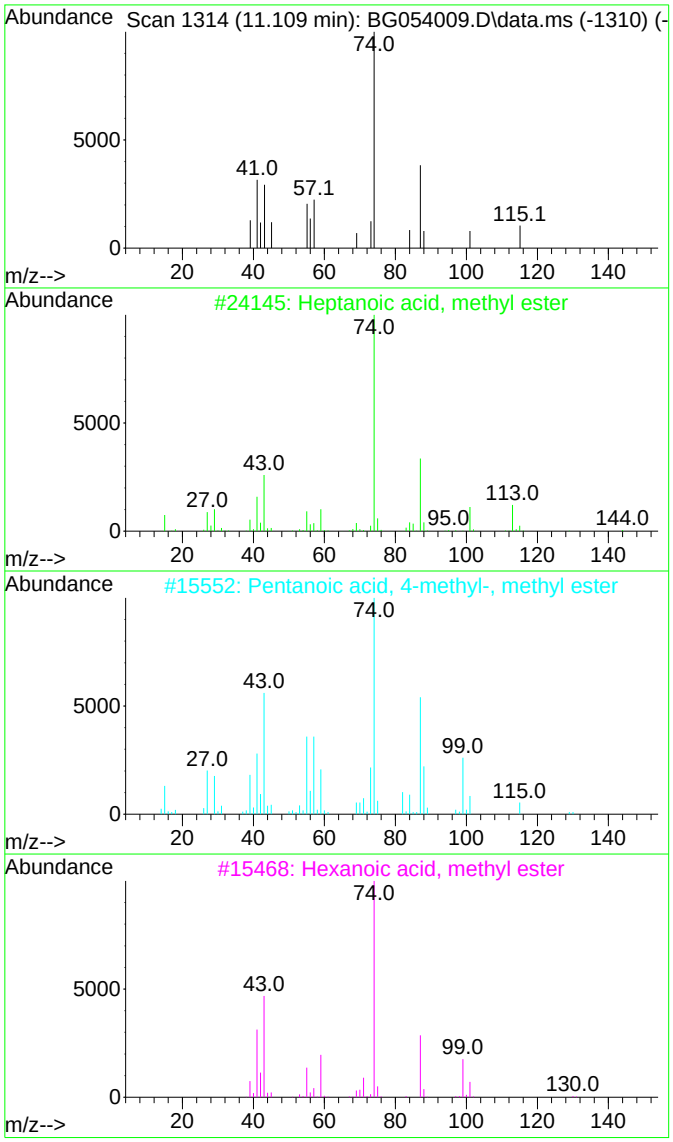

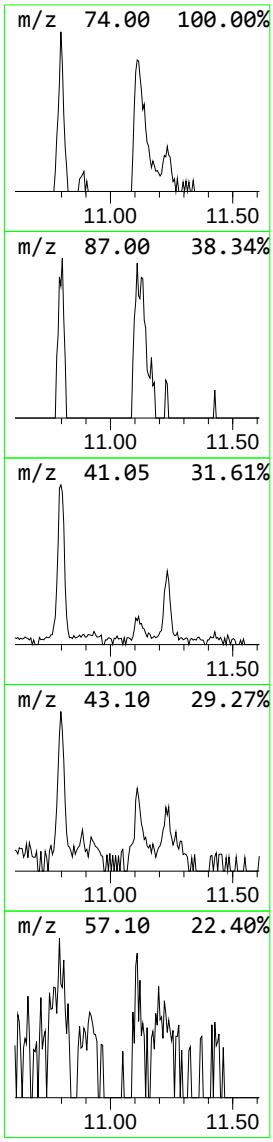

Data Path : Z:\svoasrv\HPCHEM1\BNA_G\Data\BG062122\
Data File : BG054009.D
Acq On : 22 Jun 2022 13:34
Operator : CG/JU
Sample : N3358-18DL2 50X
Misc :
ALS Vial : 43 Sample Multiplier: 1

Instrument :
BNA_G
ClientSampleId :
EW4T1DL2

Quant Method : Z:\svoasrv\HPCHEM1\BNA_G\Methods\SFAM-EPA-BG062022.M
Quant Title : SVOA CALIBRATION

TIC Library : C:\DATABASE\NIST20.L
TIC Integration Parameters: LSCINT.P

****

Peak Number 10 p-Cumenol Concentration Rank 4

R.T.	EstConc	Area	Relative to ISTD	R.T.
11.232	30.83 ng/ul	326094	Naphthalene-d8	10.892

Hit# of 5	Tentative ID	MW	MolForm	CAS#	Qual
1	p-Cumenol	136	C9H12O	000099-89-8	96
2	p-Cumenol	136	C9H12O	000099-89-8	94
3	Phenol, 3-(1-methylethyl)-	136	C9H12O	000618-45-1	94
4	Phenol, 3-(1-methylethyl)-	136	C9H12O	000618-45-1	90
5	p-Cumenol	136	C9H12O	000099-89-8	90

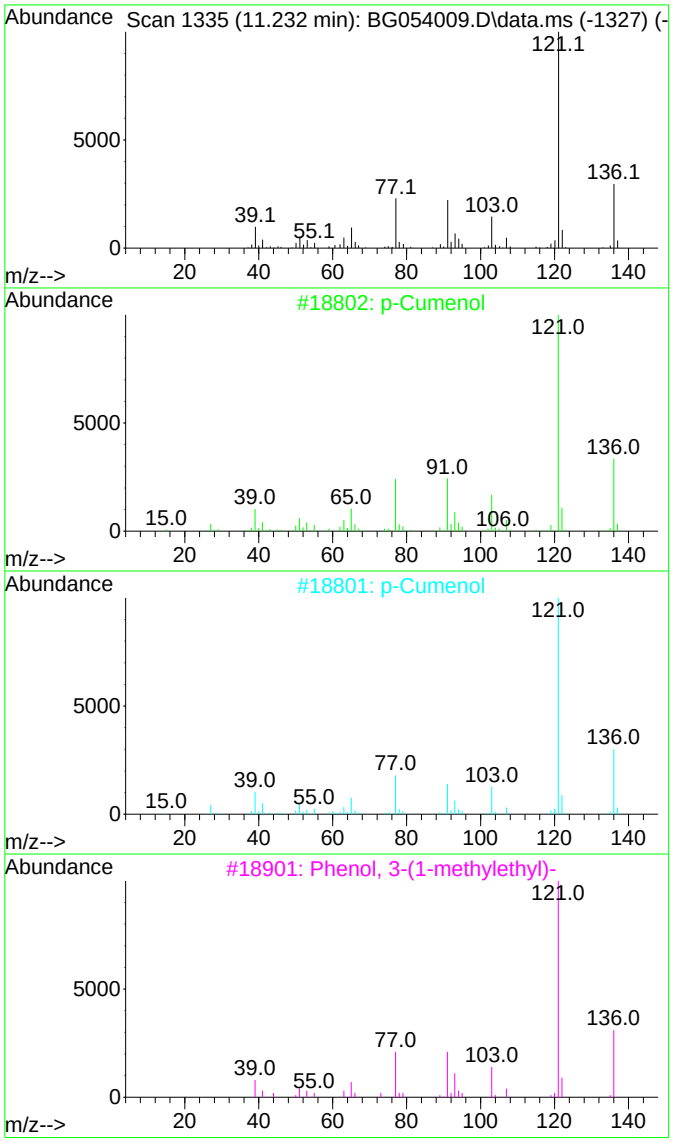

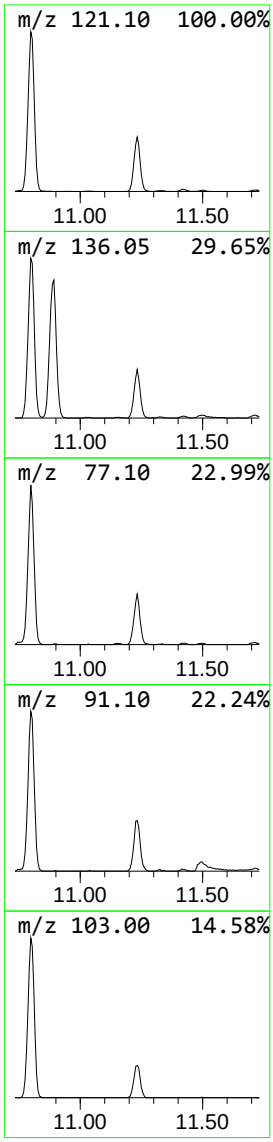

Data Path : Z:\svoasrv\HPCHEM1\BNA_G\Data\BG062122\
Data File : BG054009.D
Acq On : 22 Jun 2022 13:34
Operator : CG/JU
Sample : N3358-18DL2 50X
Misc :
ALS Vial : 43 Sample Multiplier: 1

Instrument :
BNA_G
ClientSampleId :
EW4T1DL2

Quant Method : Z:\svoasrv\HPCHEM1\BNA_G\Methods\SFAM-EPA-BG062022.M
Quant Title : SVOA CALIBRATION

TIC Library : C:\DATABASE\NIST20.L
TIC Integration Parameters: LSCINT.P

****

Peak Number 11 Nonanoic acid Concentration Rank 8

R.T.	EstConc	Area	Relative to ISTD	R.T.
11.749	19.81 ng/ul	209503	Naphthalene-d8	10.892

Hit# of 5	Tentative ID	MW	MolForm	CAS#	Qual
1	Nonanoic acid	158	C9H18O2	000112-05-0	90
2	Nonanoic acid	158	C9H18O2	000112-05-0	90
3	Octanoic acid, silver(1+) salt	250	C8H15AgO2	024927-67-1	53
4	Hexanoic acid	116	C6H12O2	000142-62-1	53
5	Hexanoic acid	116	C6H12O2	000142-62-1	53

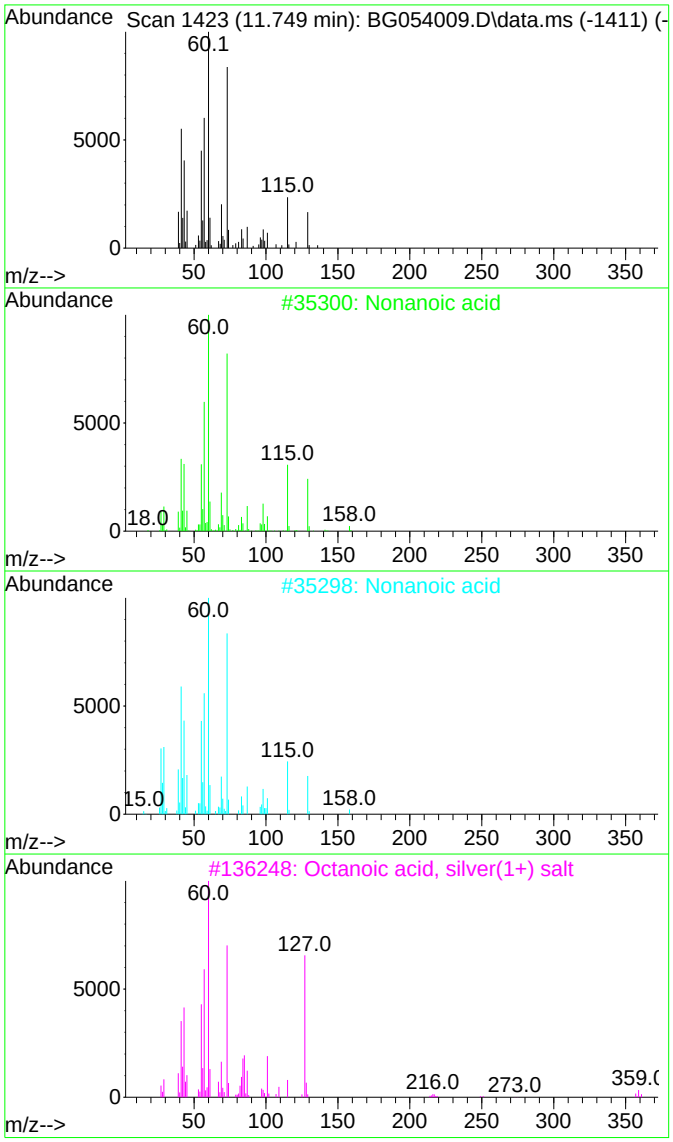

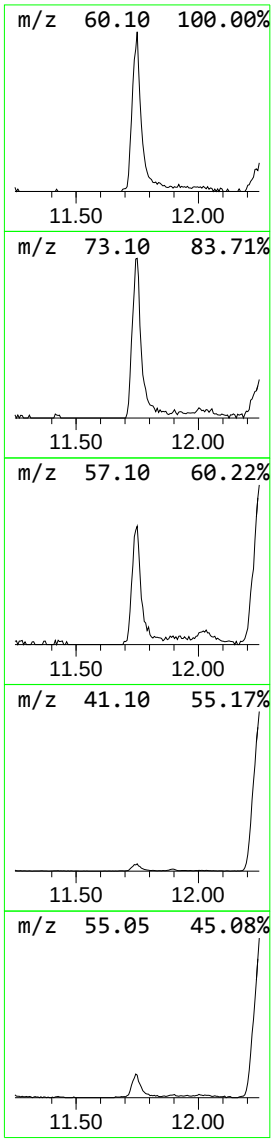

Data Path : Z:\svoasrv\HPCHEM1\BNA_G\Data\BG062122\
Data File : BG054009.D
Acq On : 22 Jun 2022 13:34
Operator : CG/JU
Sample : N3358-18DL2 50X
Misc :
ALS Vial : 43 Sample Multiplier: 1

Instrument :
BNA_G
ClientSampleId :
EW4T1DL2

Quant Method : Z:\svoasrv\HPCHEM1\BNA_G\Methods\SFAM-EPA-BG062022.M
Quant Title : SVOA CALIBRATION

TIC Library : C:\DATABASE\NIST20.L
TIC Integration Parameters: LSCINT.P

****

Peak Number 12 Phenol, m-tert-butyl- Concentration Rank 9

R.T.	EstConc	Area	Relative to ISTD	R.T.
11.896	12.29 ng/ul	129983	Naphthalene-d8	10.892

Hit# of 5	Tentative ID	MW	MolForm	CAS#	Qual
1	Phenol, 2-(1,1-dimethylethyl)-	150	C10H14O	000088-18-6	95
2	Phenol, 2-(1,1-dimethylethyl)-	150	C10H14O	000088-18-6	87
3	Phenol, 2-(1,1-dimethylethyl)-	150	C10H14O	000088-18-6	87
4	Phenol, m-tert-butyl-	150	C10H14O	000585-34-2	62
5	Hexestrol, O-trifluoroacetyl-	366	C20H21F3O3	1000365-31-7	59

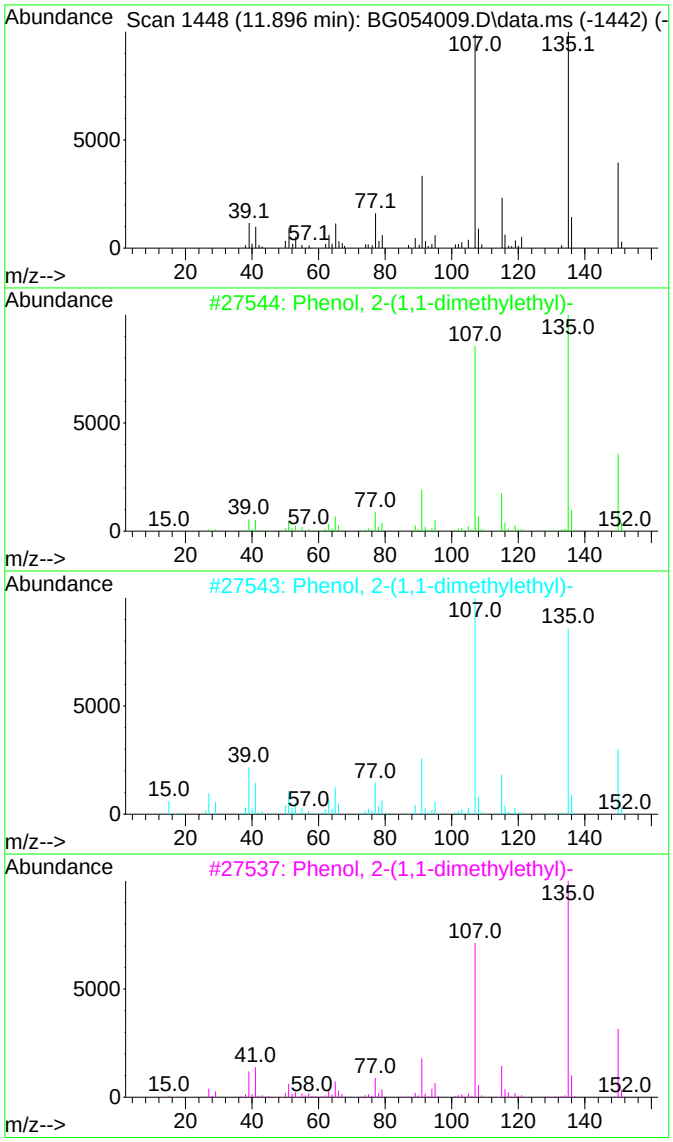

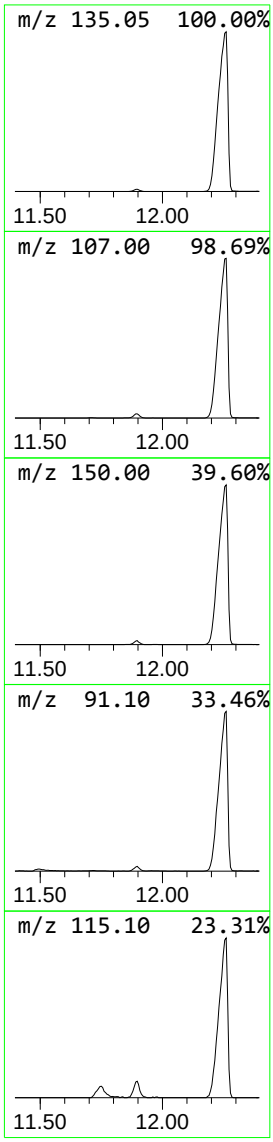

Data Path : Z:\svoasrv\HPCHEM1\BNA_G\Data\BG062122\
Data File : BG054009.D
Acq On : 22 Jun 2022 13:34
Operator : CG/JU
Sample : N3358-18DL2 50X
Misc :
ALS Vial : 43 Sample Multiplier: 1

Instrument :
BNA_G
ClientSampleId :
EW4T1DL2

Quant Method : Z:\svoasrv\HPCHEM1\BNA_G\Methods\SFAM-EPA-BG062022.M
Quant Title : SVOA CALIBRATION

TIC Library : C:\DATABASE\NIST20.L
TIC Integration Parameters: LSCINT.P

****
Peak Number 13 Phenol, p-tert-butyl- Concentration Rank 1

R.T.	EstConc	Area	Relative to ISTD	R.T.
12.261	1060.71 ng/ul	11218800	Naphthalene-d8	10.892

Hit# of 5	Tentative ID	MW	MolForm	CAS#	Qual
1	Phenol, p-tert-butyl-	150	C10H14O	000098-54-4	95
2	Phenol, m-tert-butyl-	150	C10H14O	000585-34-2	94
3	Phenol, m-tert-butyl-	150	C10H14O	000585-34-2	91
4	Phenol, m-tert-butyl-	150	C10H14O	000585-34-2	90
5	Phenol, 2-(1,1-dimethylethyl)-	150	C10H14O	000088-18-6	87

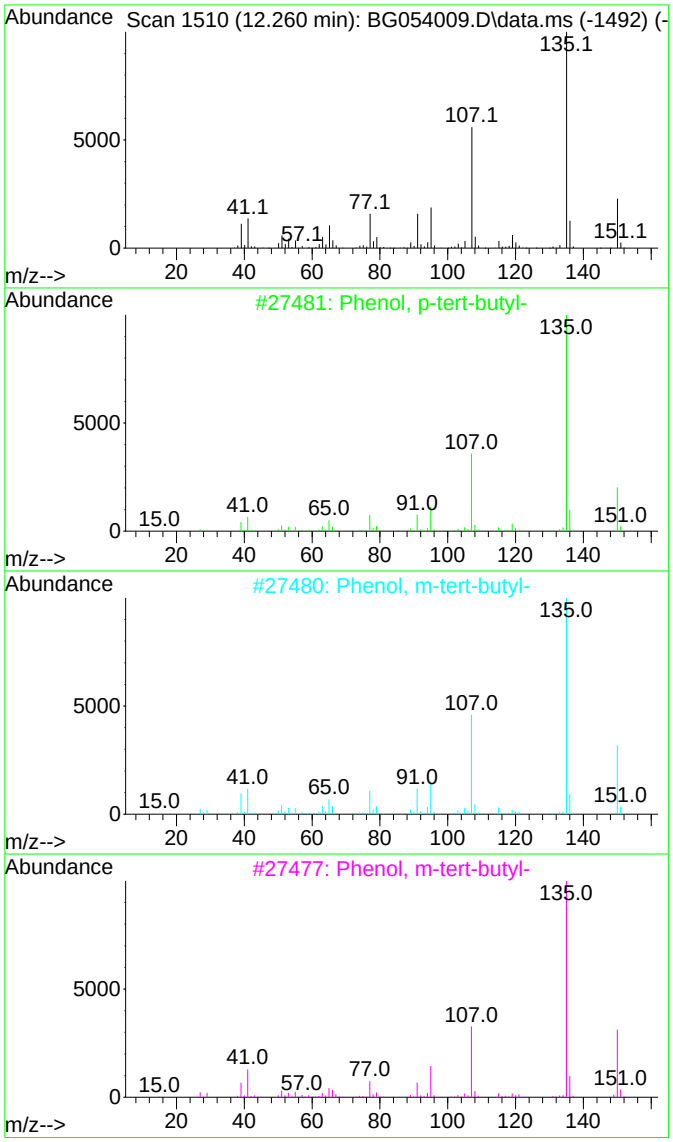

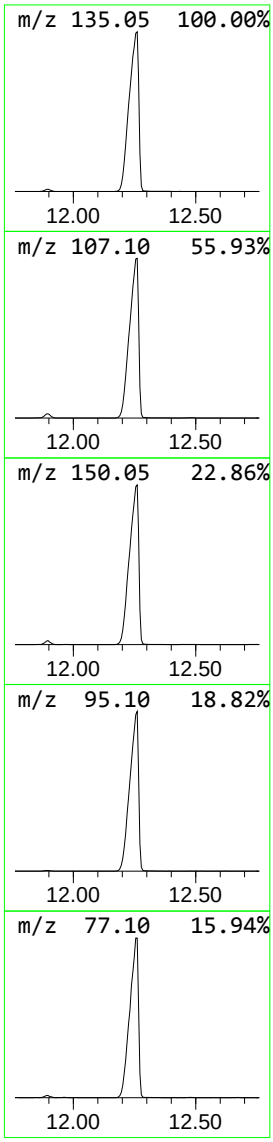

Data Path : Z:\svoasrv\HPCHEM1\BNA_G\Data\BG062122\
Data File : BG054009.D
Acq On : 22 Jun 2022 13:34
Operator : CG/JU
Sample : N3358-18DL2 50X
Misc :
ALS Vial : 43 Sample Multiplier: 1

Instrument :
BNA_G
ClientSampleId :
EW4T1DL2

Quant Method : Z:\svoasrv\HPCHEM1\BNA_G\Methods\SFAM-EPA-BG062022.M
Quant Title : SVOA CALIBRATION

TIC Library : C:\DATABASE\NIST20.L
TIC Integration Parameters: LSCINT.P

****
Peak Number 14 Phenol, 2,4-bis(1-methyleth... Concentration Rank 7

R.T.	EstConc	Area	Relative to ISTD	R.T.
13.541	22.80 ng/ul	360996	Acenaphthene-d10	14.705

Hit# of 5	Tentative ID	MW	MolForm	CAS#	Qual
1	Phenol, 2,4-bis(1-methylethyl)-	178	C12H18O	002934-05-6	97
2	Propofol	178	C12H18O	002078-54-8	95
3	Phenol, 2,4-bis(1-methylethyl)-	178	C12H18O	002934-05-6	94
4	Propofol	178	C12H18O	002078-54-8	93
5	Propofol	178	C12H18O	002078-54-8	91

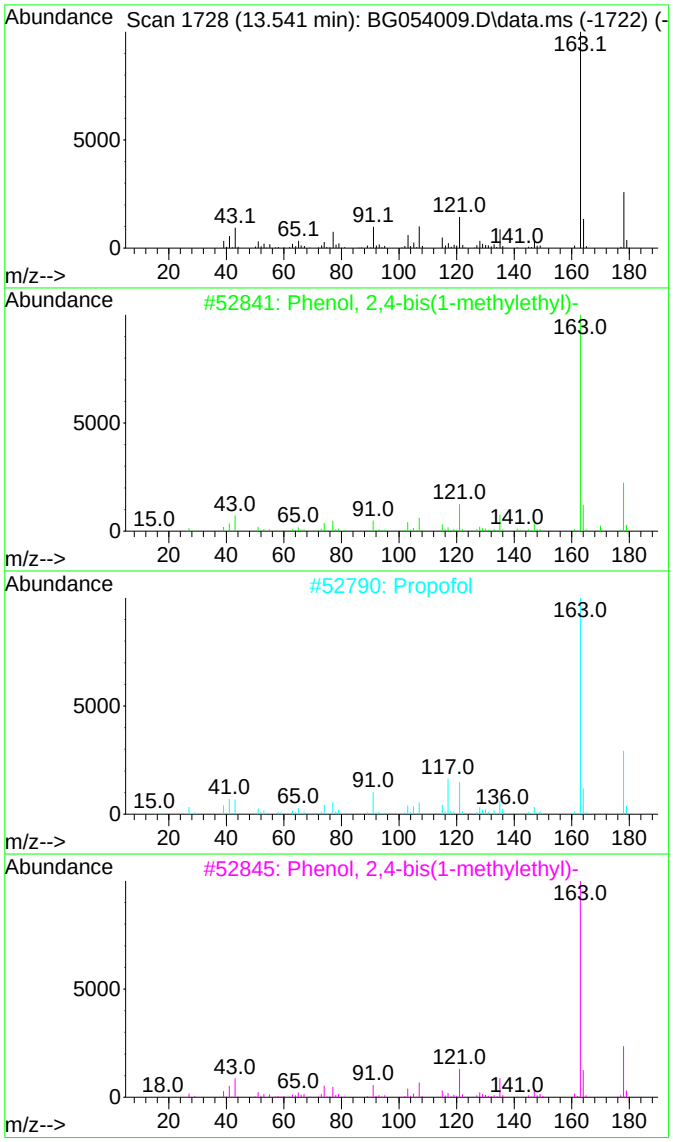

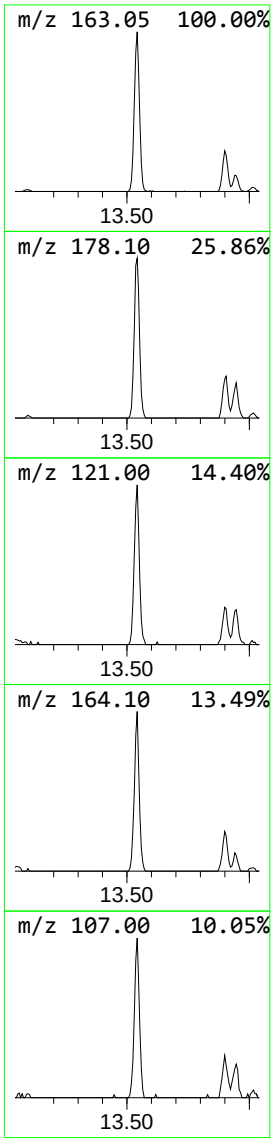

Data Path : Z:\svoasrv\HPCHEM1\BNA_G\Data\BG062122\
Data File : BG054009.D
Acq On : 22 Jun 2022 13:34
Operator : CG/JU
Sample : N3358-18DL2 50X
Misc :
ALS Vial : 43 Sample Multiplier: 1

Instrument :
BNA_G
ClientSampleId :
EW4T1DL2

Quant Method : Z:\svoasrv\HPCHEM1\BNA_G\Methods\SFAM-EPA-BG062022.M
Quant Title : SVOA CALIBRATION

TIC Library : C:\DATABASE\NIST20.L
TIC Integration Parameters: LSCINT.P

****
Peak Number 15 Phenol, 2,5-bis(1-methyleth... Concentration Rank 13

R.T.	EstConc	Area	Relative to ISTD	R.T.
13.900	5.79 ng/ul	91695	Acenaphthene-d10	14.705

Hit# of 5	Tentative ID	MW	MolForm	CAS#	Qual
1	Phenol, 2,5-bis(1-methylethyl)-	178	C12H18O	035946-91-9	97
2	Propofol	178	C12H18O	002078-54-8	95
3	Propofol	178	C12H18O	002078-54-8	94
4	Phenol, 2,4-bis(1-methylethyl)-	178	C12H18O	002934-05-6	93
5	Phenol, 2,4-bis(1-methylethyl)-	178	C12H18O	002934-05-6	90

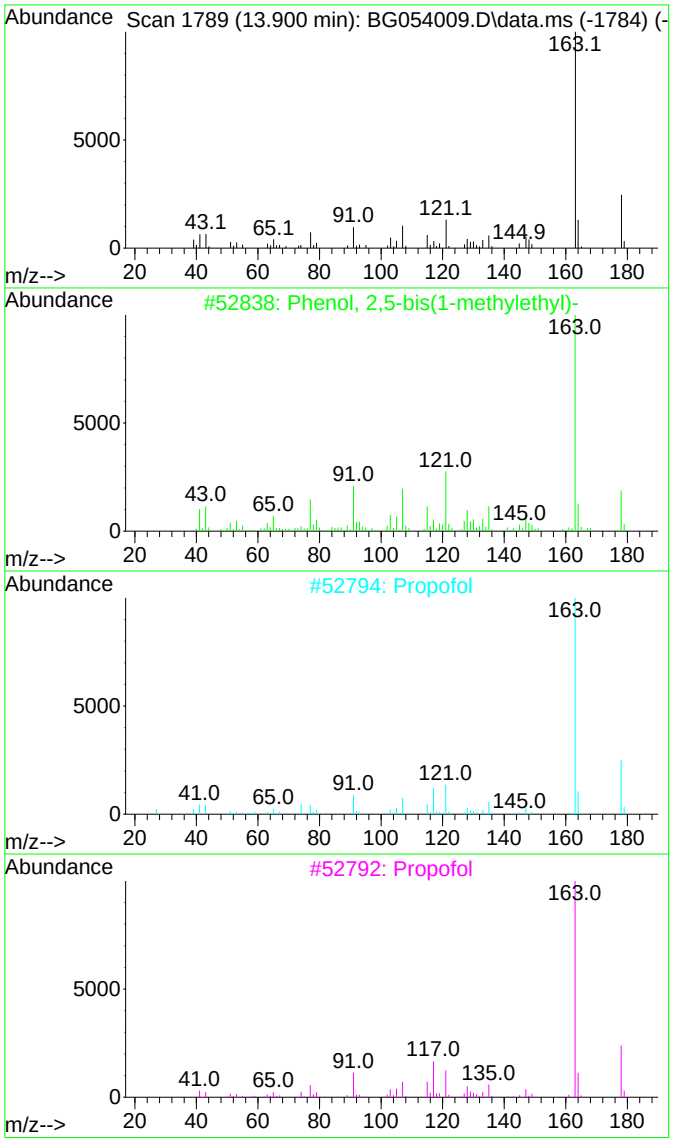

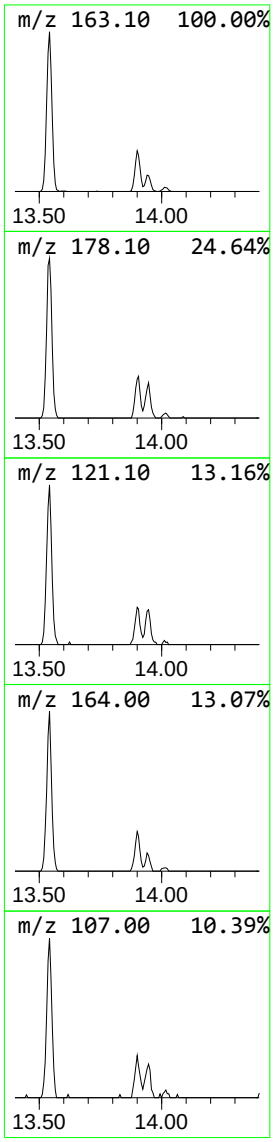

Data Path : Z:\svoasrv\HPCHEM1\BNA_G\Data\BG062122\
Data File : BG054009.D
Acq On : 22 Jun 2022 13:34
Operator : CG/JU
Sample : N3358-18DL2 50X
Misc :
ALS Vial : 43 Sample Multiplier: 1

Instrument :
BNA_G
ClientSampleId :
EW4T1DL2

Quant Method : Z:\svoasrv\HPCHEM1\BNA_G\Methods\SFAM-EPA-BG062022.M
Quant Title : SVOA CALIBRATION

TIC Library : C:\DATABASE\NIST20.L
TIC Integration Parameters: LSCINT.P

****
Peak Number 16 Phenol, 3,5-bis(1-methyleth... Concentration Rank 16

R.T.	EstConc	Area	Relative to ISTD	R.T.
13.941	3.30 ng/ul	52201	Acenaphthene-d10	14.705

Hit# of 5	Tentative ID	MW	MolForm	CAS#	Qual
1	Phenol, 3,5-bis(1-methylethyl)-	178	C12H18O	026886-05-5	95
2	3-tert-Butyl-2-hydroxybenzaldehyde	178	C11H14O2	024623-65-2	90
3	Benzene, 1-(1,1-dimethylethyl)-4...	178	C12H18O	017269-94-2	83
4	5'-Hydroxy-2',3',4'-trimethylace...	178	C11H14O2	013667-28-2	80
5	6-tert-Butyl-2,4-dimethylphenol	178	C12H18O	001879-09-0	74

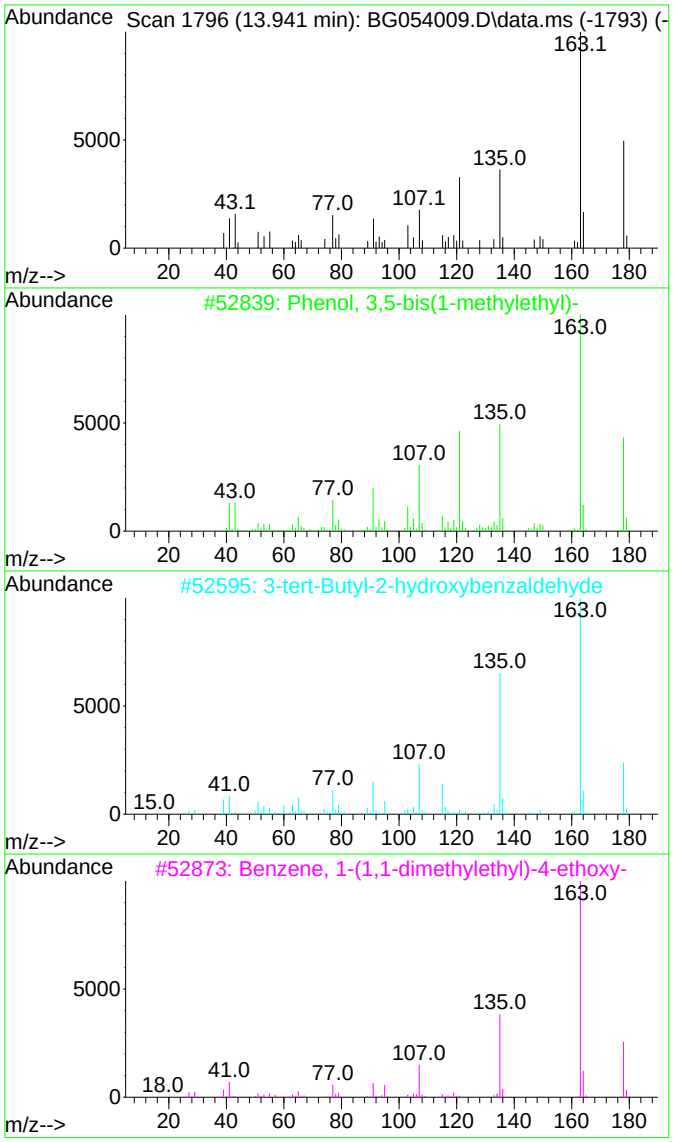

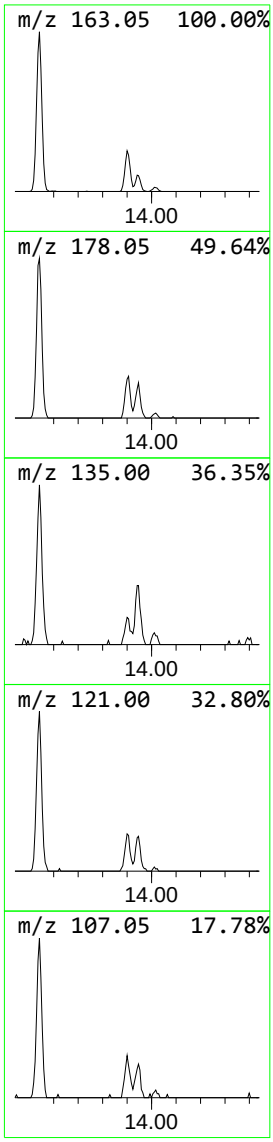

Data Path : Z:\svoasrv\HPCHEM1\BNA_G\Data\BG062122\
Data File : BG054009.D
Acq On : 22 Jun 2022 13:34
Operator : CG/JU
Sample : N3358-18DL2 50X
Misc :
ALS Vial : 43 Sample Multiplier: 1

Instrument :
BNA_G
ClientSampleId :
EW4T1DL2

Quant Method : Z:\svoasrv\HPCHEM1\BNA_G\Methods\SFAM-EPA-BG062022.M
Quant Title : SVOA CALIBRATION

TIC Library : C:\DATABASE\NIST20.L
TIC Integration Parameters: LSCINT.P

****
Peak Number 17 Phenol, 3,5-bis(1,1-dimethy... Concentration Rank 12

R.T.	EstConc	Area	Relative to ISTD	R.T.
14.928	7.97 ng/ul	126143	Acenaphthene-d10	14.705

Hit# of 5	Tentative ID	MW	MolForm	CAS#	Qual
1	Phenol, 3,5-bis(1,1-dimethylethyl)-	206	C14H22O	001138-52-9	97
2	Phenol, 3,5-bis(1,1-dimethylethyl)-	206	C14H22O	001138-52-9	96
3	Phenol, 3,5-bis(1,1-dimethylethyl)-	206	C14H22O	001138-52-9	95
4	Phenol, 3,5-bis(1,1-dimethylethyl)-	206	C14H22O	001138-52-9	95
5	Phenol, 2,5-bis(1,1-dimethylethyl)-	206	C14H22O	005875-45-6	87

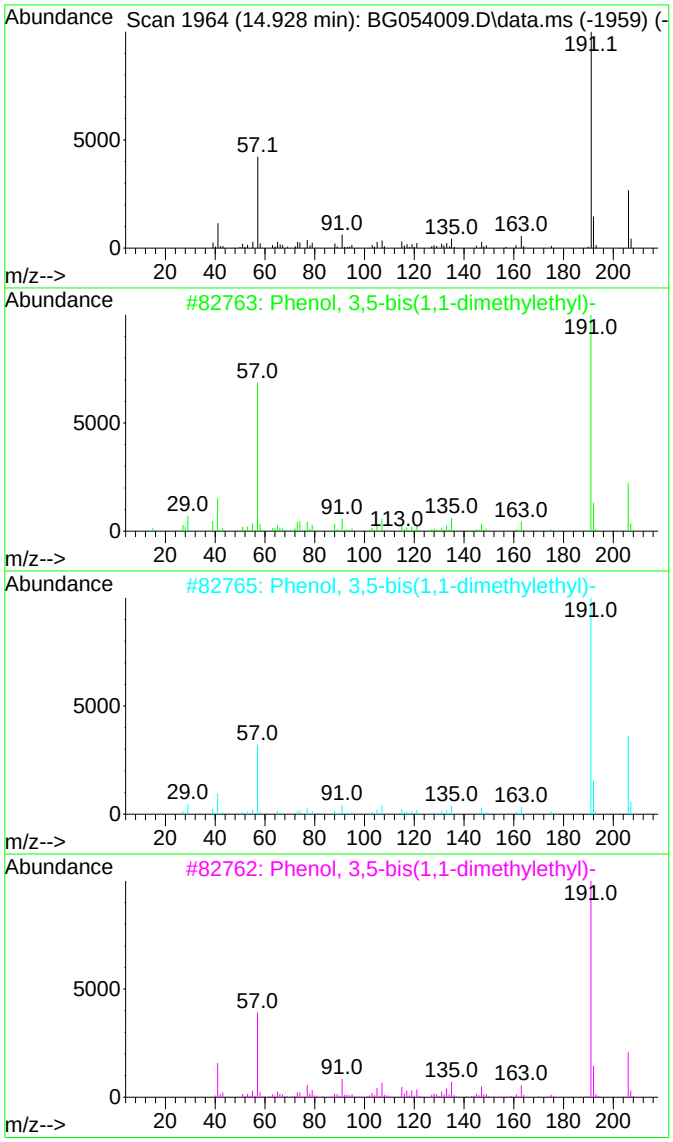

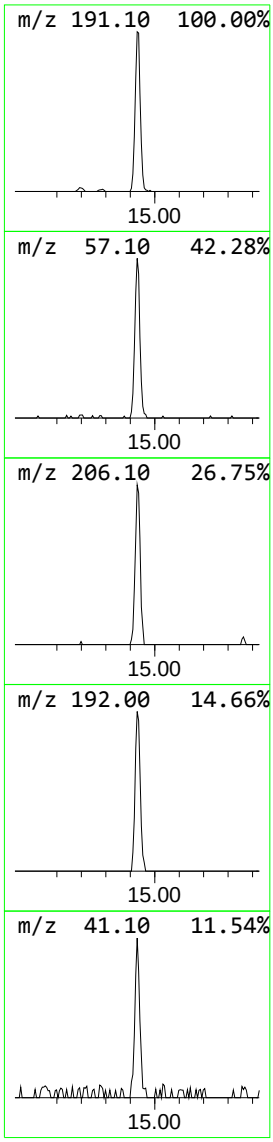

Tentatively Identified Compound (LSC) summary

Data Path : Z:\svoasrv\HPCHEM1\BNA_G\Data\BG062122\
Data File : BG054009.D
Acq On : 22 Jun 2022 13:34
Operator : CG/JU
Sample : N3358-18DL2 50X
Misc :
ALS Vial : 43 Sample Multiplier: 1

Instrument :
BNA_G
ClientSampleId :
EW4T1DL2

Quant Method : Z:\svoasrv\HPCHEM1\BNA_G\Methods\SFAM-EPA-BG062022.M
Quant Title : SVOA CALIBRATION

TIC Library : C:\DATABASE\NIST20.L
TIC Integration Parameters: LSCINT.P

TIC Top Hit name	RT	EstConc	Units	Response	Internal Standard #	RT	Resp	Conc
2-Methyl-1-hexanol	6.573	29.1	ng/ul	218224	1	8.077	149720	20.0
1-Hexanol, 2-et...	8.136	23.5	ng/ul	175879	1	8.077	149720	20.0
Heptanoic acid	8.747	42.0	ng/ul	314411	1	8.077	149720	20.0
Hexanoic acid, ...	9.423	11.9	ng/ul	89227	1	8.077	149720	20.0
Phenol, 2-ethyl-	10.322	8.3	ng/ul	87548	2	10.892	211533	20.0
Benzene, 1-meth...	10.357	4.0	ng/ul	42488	2	10.892	211533	20.0
Phenol, 2,3-dim...	10.515	3.5	ng/ul	37429	2	10.892	211533	20.0
Phenol, 2-(1-me...	10.797	96.7	ng/ul	1022430	2	10.892	211533	20.0
unknown-01	11.109	2.3	ng/ul	23763	2	10.892	211533	20.0
p-Cumenol	11.232	30.8	ng/ul	326094	2	10.892	211533	20.0
Nonanoic acid	11.749	19.8	ng/ul	209503	2	10.892	211533	20.0
Phenol, m-tert-...	11.896	12.3	ng/ul	129983	2	10.892	211533	20.0
Phenol, p-tert-...	12.261	1060.7	ng/ul	11218800	2	10.892	211533	20.0
Phenol, 2,4-bis...	13.541	22.8	ng/ul	360996	3	14.705	316598	20.0
Phenol, 2,5-bis...	13.900	5.8	ng/ul	91695	3	14.705	316598	20.0
Phenol, 3,5-bis...	13.941	3.3	ng/ul	52201	3	14.705	316598	20.0
Phenol, 3,5-bis...	14.928	8.0	ng/ul	126143	3	14.705	316598	20.0