LSC Area Percent Report

Data Path : Z:\SVOASRV\HPCHEM1\BNA G\DATA\BG082420\
Data File : BG046442.D
Acq On : 24 Aug 2020 10:54
Operator : CG/JU
Sample : L3649-10
Misc :
ALS Vial : 3 Sample Multiplier: 1

Instrument :
BNA_G
ClientSampleId :
BFMX7

Integration Parameters: LSCINT.P
Integrator: RTE
Smoothing : OFF Filtering: 5
Sampling : 1 Min Area: 0.1 % of largest Peak
Start Thrs: 0.2 Max Peaks: 100
Stop Thrs : 0 Peak Location: TOP

If leading or trailing edge < 100 prefer < Baseline drop else tangent >
Peak separation: 5

Method : Z:\SVOASRV\HPCHEM1\BNA_G\METHODS\SOM-EPA-BG081320PAH.M
Title : SVOA CALIBRATION

Signal : TIC

peak #	R.T. min	first scan	max scan	last scan	PK TY	peak height	corr. area	corr. % max.	% of total
1	3.139	3	8	27	rVB	1394024	2218968	100.00%	12.903%
2	3.585	80	84	87	rVB5	2145	2723	0.12%	0.016%
3	4.049	155	163	171	rVV	12648	22054	0.99%	0.128%
4	4.143	175	179	183	rVB4	3806	5408	0.24%	0.031%
5	5.042	327	332	338	rBV2	4666	8260	0.37%	0.048%
6	7.110	676	684	695	rBV	134359	251442	11.33%	1.462%
7	7.263	704	710	719	rBV	108069	185515	8.36%	1.079%
8	7.475	739	746	759	rBV	143831	252056	11.36%	1.466%
9	7.575	759	763	767	rVB3	2026	2634	0.12%	0.015%
10	7.939	816	825	838	rBV	305152	526159	23.71%	3.059%
11	8.644	938	945	958	rBV	180906	336507	15.17%	1.957%
12	9.090	1014	1021	1039	rBV	134413	248570	11.20%	1.445%
13	9.819	1135	1145	1156	rBV	107878	206028	9.28%	1.198%
14	10.365	1230	1238	1249	rBV	181827	350560	15.80%	2.038%
15	10.736	1293	1301	1311	rBV	463104	814284	36.70%	4.735%
16	10.865	1317	1323	1333	rBV	170886	335395	15.11%	1.950%
17	10.929	1333	1334	1339	rVB3	2029	2307	0.10%	0.013%
18	13.192	1712	1719	1721	rBV3	1384	2526	0.11%	0.015%
19	13.973	1846	1852	1862	rBV	339650	514876	23.20%	2.994%
20	14.261	1893	1901	1911	rBV	436131	690044	31.10%	4.012%
21	14.508	1938	1943	1946	rBV2	2852	4058	0.18%	0.024%
22	14.572	1946	1954	1964	rVV	739526	1190490	53.65%	6.922%
23	14.772	1982	1988	1999	rBV	67993	156138	7.04%	0.908%
24	15.559	2115	2122	2137	rBV	568757	846910	38.17%	4.925%
25	15.683	2137	2143	2153	rBV	68643	109844	4.95%	0.639%
26	15.800	2160	2163	2167	rVB3	5268	7666	0.35%	0.045%
27	17.099	2378	2384	2390	rBV2	3568	4874	0.22%	0.028%
28	17.310	2413	2420	2430	rBV	911704	1415856	63.81%	8.233%
29	17.410	2430	2437	2446	rVB2	588422	885961	39.93%	5.152%
30	19.137	2727	2731	2732	rBV4	1561	2272	0.10%	0.013%
31	19.584	2803	2807	2811	rBV	6846	8412	0.38%	0.049%
32	19.631	2812	2815	2820	rVB7	3755	5040	0.23%	0.029%
33	19.696	2820	2826	2837	rBV	741532	1089659	49.11%	6.336%
34	19.925	2862	2865	2866	rBV3	2776	2695	0.12%	0.016%

LSC Area Percent Report

Data Path : Z:\SVOASRV\HPCHEM1\BNA G\DATA\BG082420\
Data File : BG046442.D
Acq On : 24 Aug 2020 10:54
Operator : CG/JU
Sample : L3649-10
Misc :
ALS Vial : 3 Sample Multiplier: 1

Instrument :
BNA_G
ClientSampleId :
BFMX7

Integration Parameters: LSCINT.P
Integrator: RTE
Smoothing : OFF Filtering: 5
Sampling : 1 Min Area: 0.1 % of largest Peak
Start Thrs: 0.2 Max Peaks: 100
Stop Thrs : 0 Peak Location: TOP

If leading or trailing edge < 100 prefer < Baseline drop else tangent >
Peak separation: 5

Method : Z:\SVOASRV\HPCHEM1\BNA_G\METHODS\SOM-EPA-BG081320PAH.M
Title : SVOA CALIBRATION

35	20.107	2893	2896	2897	rBV3	2466	2306	0.10%	0.013%
36	21.558	3137	3143	3156	rBV2	1024271	1660859	74.85%	9.657%
37	23.808	3522	3526	3533	rVB3	27053	54049	2.44%	0.314%
38	24.461	3627	3637	3653	rBV	367612	1060198	47.78%	6.165%
39	24.672	3663	3673	3690	rBV2	517358	1632321	73.56%	9.492%
40	25.806	3862	3866	3874	rVB3	32438	81757	3.68%	0.475%

Sum of corrected areas: 17197681

LSC Report - Integrated Chromatogram

Data Path : Z:\SVOASRV\HPCHEM1\BNA G\DATA\BG082420\
Data File : BG046442.D
Acq On : 24 Aug 2020 10:54
Operator : CG/JU
Sample : L3649-10
Misc :
ALS Vial : 3 Sample Multiplier: 1

Instrument :
BNA_G
ClientSampleId :
BFMX7

Quant Method : Z:\SVOASRV\HPCHEM1\BNA_G\METHODS\SOM-EPA-BG081320PAH.M
Quant Title : SVOA CALIBRATION

TIC Library : C:\DATABASE\NIST11.L
TIC Integration Parameters: LSCINT.P

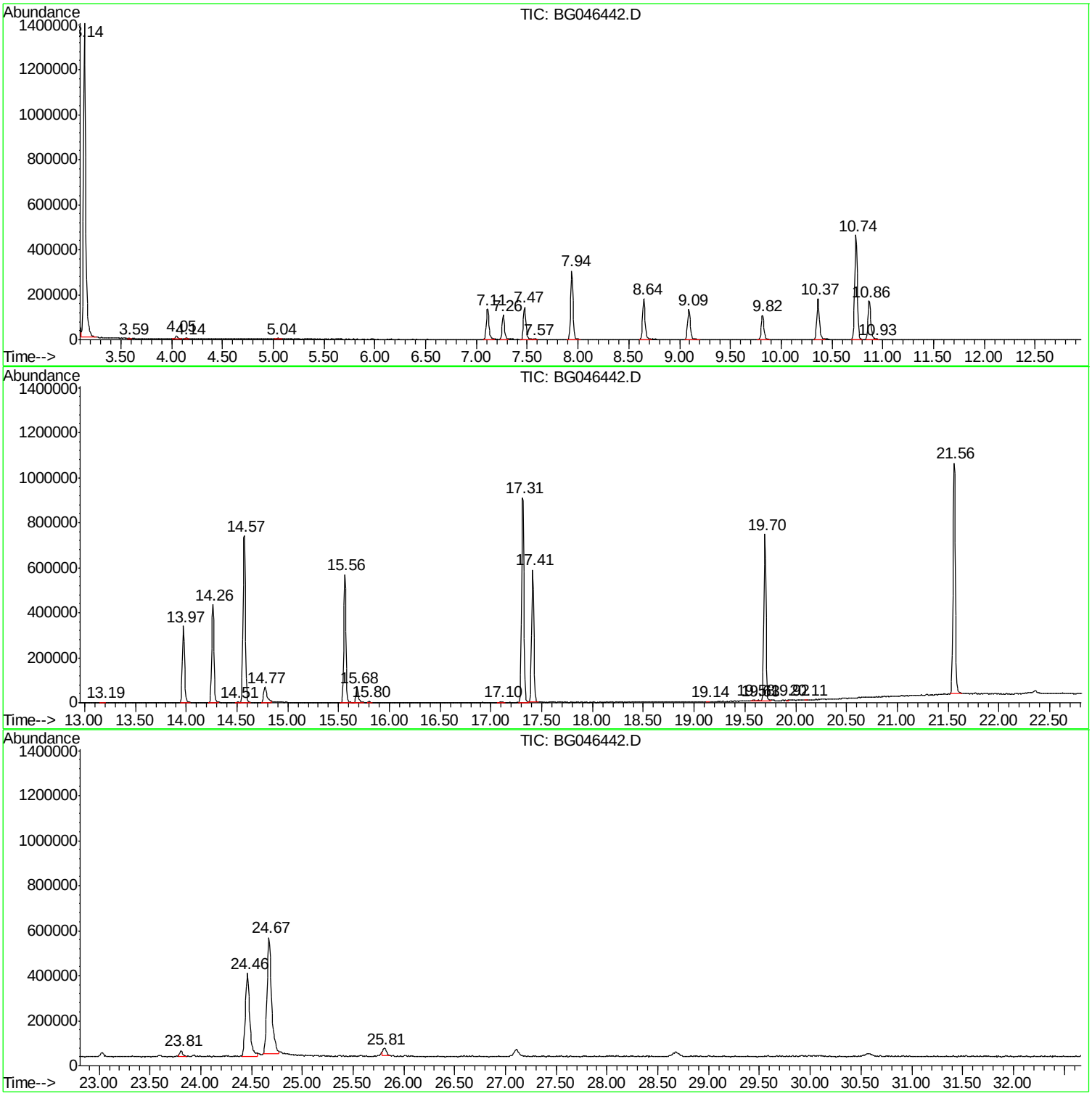

Library Search Compound Report

Data Path : Z:\SVOASRV\HPCHEM1\BNA G\DATA\BG082420\
Data File : BG046442.D
Acq On : 24 Aug 2020 10:54
Operator : CG/JU
Sample : L3649-10
Misc :
ALS Vial : 3 Sample Multiplier: 1

Instrument :
BNA_G
ClientSampleId :
BFMX7

Quant Method : Z:\SVOASRV\HPCHEM1\BNA_G\METHODS\SOM-EPA-BG081320PAH.M
Quant Title : SVOA CALIBRATION

TIC Library : C:\DATABASE\NIST11.L
TIC Integration Parameters: LSCINT.P

****

Peak Number 1 Butane, 2-methoxy-2-methyl- Concentration Rank 1

R.T.	EstConc	Area	Relative to ISTD	R.T.
3.14	84.35 ng/ul	2218970	1,4-Dichlorobenzene-d4	7.94

Hit# of 5	Tentative ID	MW	MolForm	CAS#	Qual
1	Butane, 2-methoxy-2-methyl-	102	C6H14O	000994-05-8	83
2	Butane, 2-methoxy-2-methyl-	102	C6H14O	000994-05-8	59
3	2,2,4-Trimethyl-3-pentanol	130	C8H18O	005162-48-1	40
4	2,2,4-Trimethyl-3-pentanol	130	C8H18O	005162-48-1	40
5	1,3-Dioxolane, 2-methyl-	88	C4H8O2	000497-26-7	25

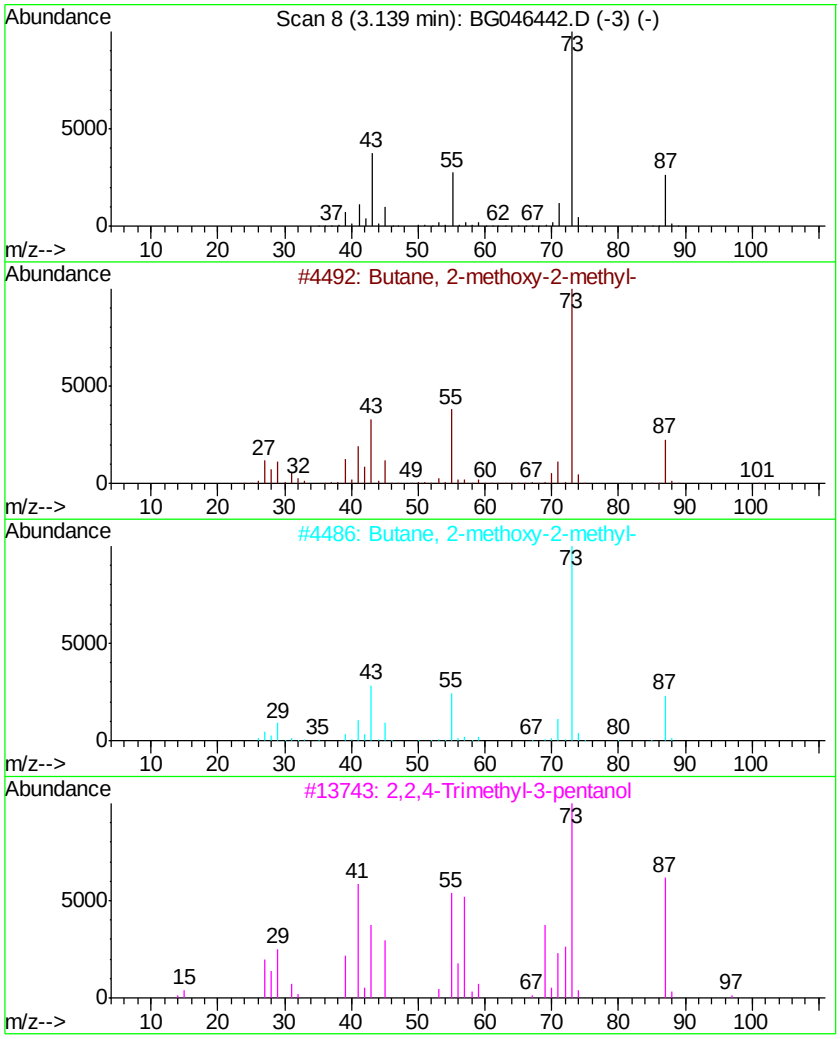

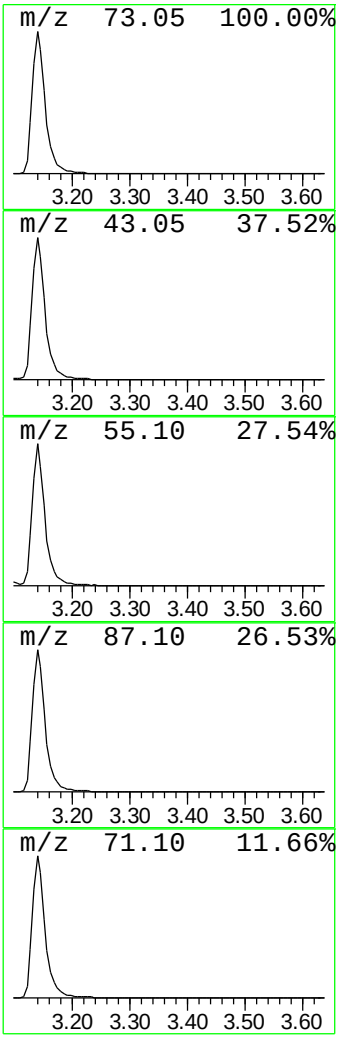

Library Search Compound Report

Data Path : Z:\SVOASRV\HPCHEM1\BNA G\DATA\BG082420\
Data File : BG046442.D
Acq On : 24 Aug 2020 10:54
Operator : CG/JU
Sample : L3649-10
Misc :
ALS Vial : 3 Sample Multiplier: 1

Instrument :
BNA_G
ClientSampleId :
BFMX7

Quant Method : Z:\SVOASRV\HPCHEM1\BNA_G\METHODS\SOM-EPA-BG081320PAH.M
Quant Title : SVOA CALIBRATION

TIC Library : C:\DATABASE\NIST11.L
TIC Integration Parameters: LSCINT.P

****
Peak Number 2 4H-Imidazol-4-one, 2-amino-... Concentration Rank 4

R.T.	EstConc	Area	Relative to ISTD	R.T.
7.11	9.56 ng/ul	251442	1,4-Dichlorobenzene-d4	7.94

Hit# of 5	Tentative ID	MW	MolForm	CAS#	Qual
1	4H-Imidazol-4-one, 2-amino-1,5-d...	99	C3H5N3O	000503-86-6	72
2	Hexanoic acid, anhydride	214	C12H22O3	002051-49-2	50
3	Phenol-d6-	100	C6D6O	013127-88-3	40
4	Hexanoic acid, anhydride	214	C12H22O3	002051-49-2	38
5	Silver hexanoate	222	C6H11AgO2	032461-90-8	38

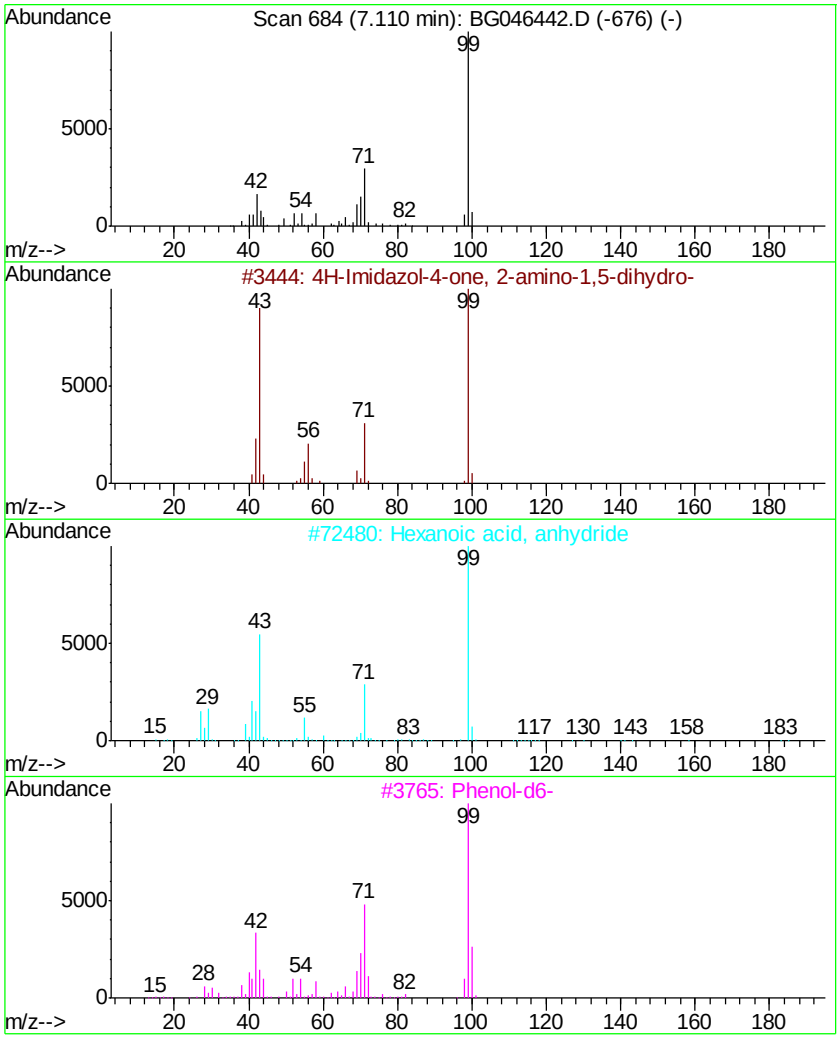

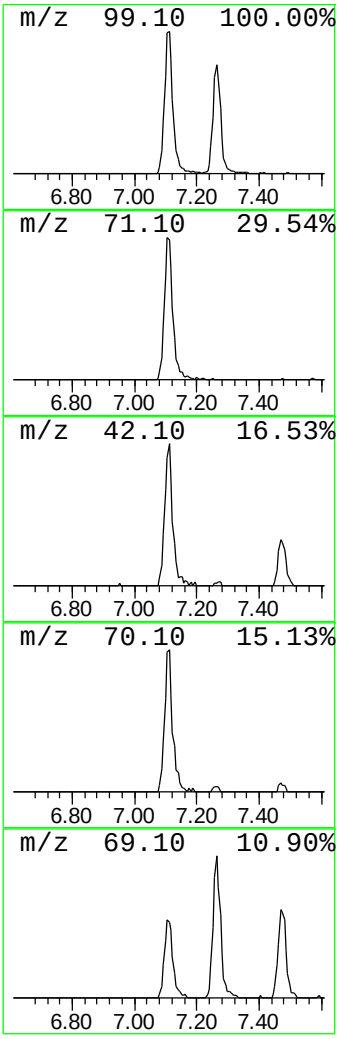

Library Search Compound Report

Data Path : Z:\SVOASRV\HPCHEM1\BNA G\DATA\BG082420\
Data File : BG046442.D
Acq On : 24 Aug 2020 10:54
Operator : CG/JU
Sample : L3649-10
Misc :
ALS Vial : 3 Sample Multiplier: 1

Instrument :
BNA_G
ClientSampleId :
BFMX7

Quant Method : Z:\SVOASRV\HPCHEM1\BNA_G\METHODS\SOM-EPA-BG081320PAH.M
Quant Title : SVOA CALIBRATION

TIC Library : C:\DATABASE\NIST11.L
TIC Integration Parameters: LSCINT.P

****

Peak Number 3 unknown-01 Concentration Rank 8

R.T.	EstConc	Area	Relative to ISTD	R.T.
7.26	7.05 ng/ul	185515	1,4-Dichlorobenzene-d4	7.94

Hit# of 5	Tentative ID	MW	MolForm	CAS#	Qual
1	Isothiazole, 3-methyl-	99	C4H5NS	000693-92-5	9
2	Ethane, 1,2-dichloro-1,1-difluoro-	134	C2H2Cl2F2	001649-08-7	9
3	3,5-Diamino-1,2,4-triazole	99	C2H5N5	001455-77-2	7
4	Succinimide	99	C4H5NO2	000123-56-8	5
5	3,5-Diamino-1,2,4-triazole	99	C2H5N5	001455-77-2	5

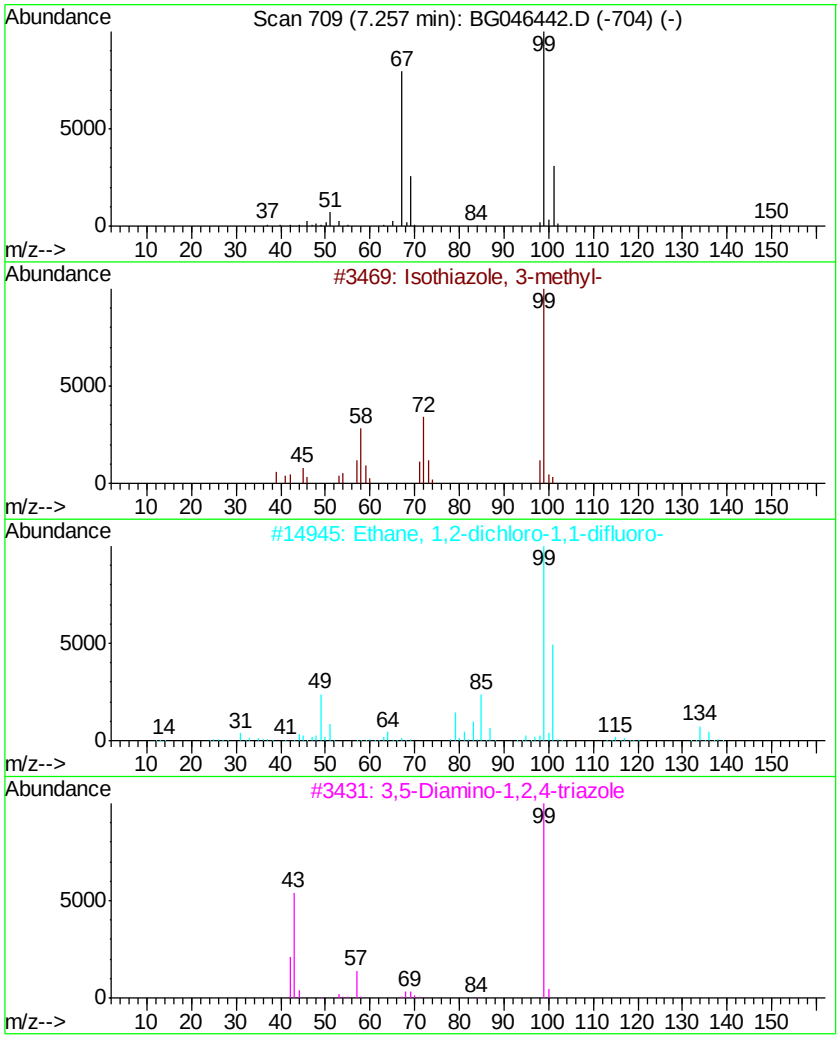

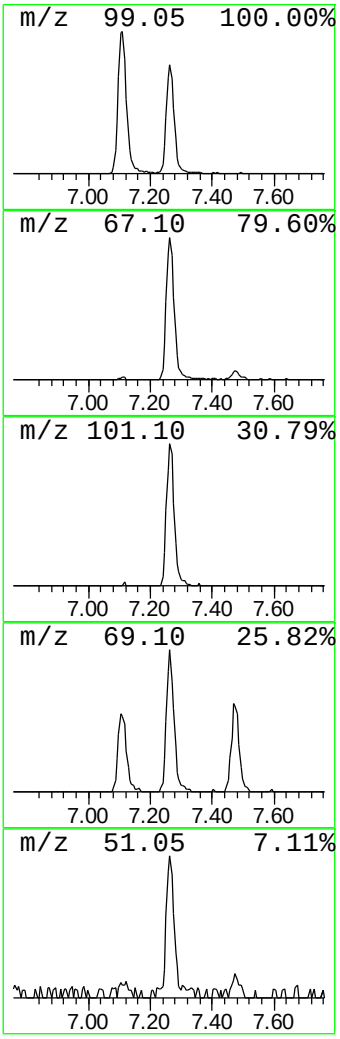

Library Search Compound Report

Data Path : Z:\SVOASRV\HPCHEM1\BNA G\DATA\BG082420\
Data File : BG046442.D
Acq On : 24 Aug 2020 10:54
Operator : CG/JU
Sample : L3649-10
Misc :
ALS Vial : 3 Sample Multiplier: 1

Instrument :
BNA_G
ClientSampleId :
BFMX7

Quant Method : Z:\SVOASRV\HPCHEM1\BNA_G\METHODS\SOM-EPA-BG081320PAH.M
Quant Title : SVOA CALIBRATION

TIC Library : C:\DATABASE\NIST11.L
TIC Integration Parameters: LSCINT.P

****

Peak Number 4 unknown-02 Concentration Rank 3

R.T.	EstConc	Area	Relative to ISTD	R.T.
7.47	9.58 ng/ul	252056	1,4-Dichlorobenzene-d4	7.94

Hit# of 5	Tentative ID	MW	MolForm	CAS#	Qual
1	5-Fluoro-2-chloropyrimidine	132	C4H2ClFN2	062802-42-0	16
2	5-Aminoindole	132	C8H8N2	005192-03-0	12
3	Tranylcypromine-propionyl	189	C12H15NO	1000123-86-3	10
4	1,3,5-Trifluorobenzene	132	C6H3F3	000372-38-3	9
5	Bicyclo[4.2.0]octa-1,3,5-triene,...	132	C10H12	028749-81-7	9

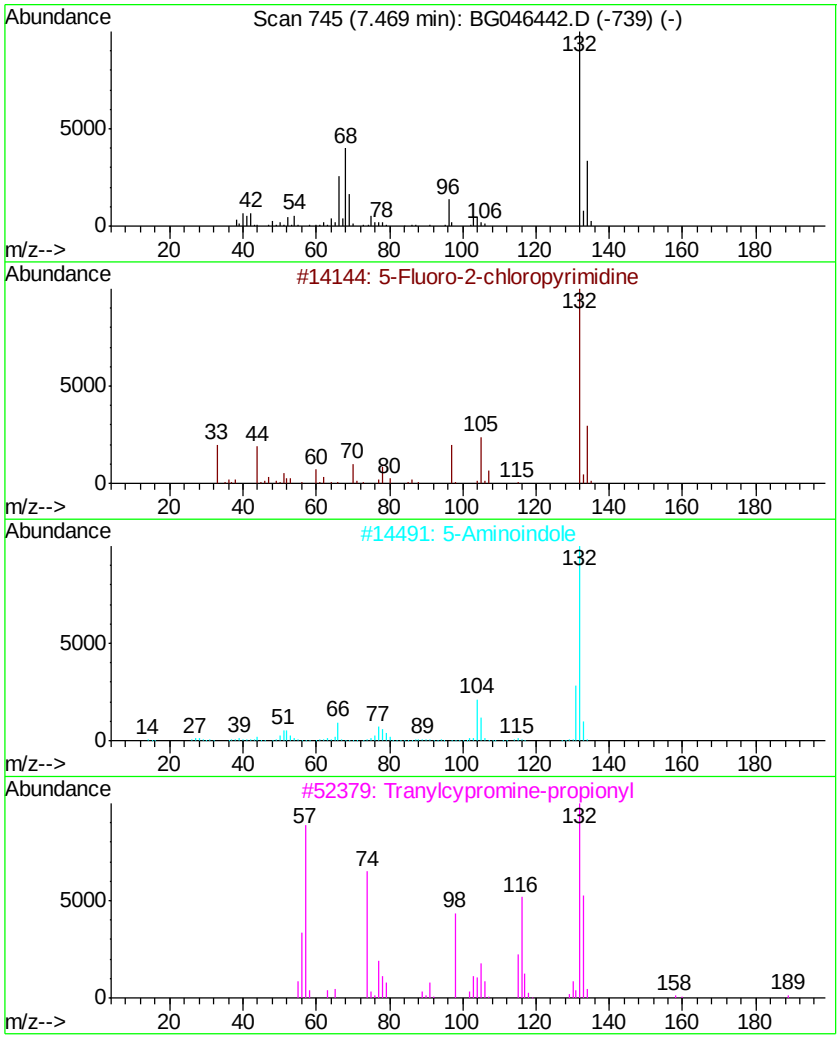

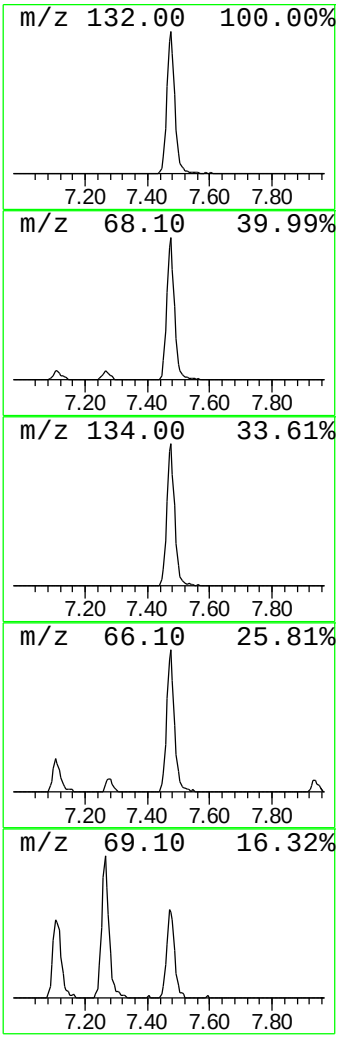

Library Search Compound Report

Data Path : Z:\SVOASRV\HPCHEM1\BNA G\DATA\BG082420\
Data File : BG046442.D
Acq On : 24 Aug 2020 10:54
Operator : CG/JU
Sample : L3649-10
Misc :
ALS Vial : 3 Sample Multiplier: 1

Instrument :
BNA_G
ClientSampleId :
BFMX7

Quant Method : Z:\SVOASRV\HPCHEM1\BNA_G\METHODS\SOM-EPA-BG081320PAH.M
Quant Title : SVOA CALIBRATION

TIC Library : C:\DATABASE\NIST11.L
TIC Integration Parameters: LSCINT.P

****

Peak Number 5 unknown-03 Concentration Rank 2

R.T.	EstConc	Area	Relative to ISTD	R.T.
8.64	12.79 ng/ul	336507	1,4-Dichlorobenzene-d4	7.94

Hit# of 5	Tentative ID	MW	MolForm	CAS#	Qual
1	Silane, dichloromethyl-	114	CH4Cl2Si	000075-54-7	38
2	2-Propyn-1-ol, 3-(trimethylsilyl)-	128	C6H12OSi	005272-36-6	32
3	Heptanoic acid, anhydride	242	C14H26O3	000626-27-7	25
4	Furazan-3-amine, 4-methoxy-	115	C3H5N3O2	078350-48-8	25
5	Butanedioyl dihydrazide	146	C4H10N4O2	004146-43-4	25

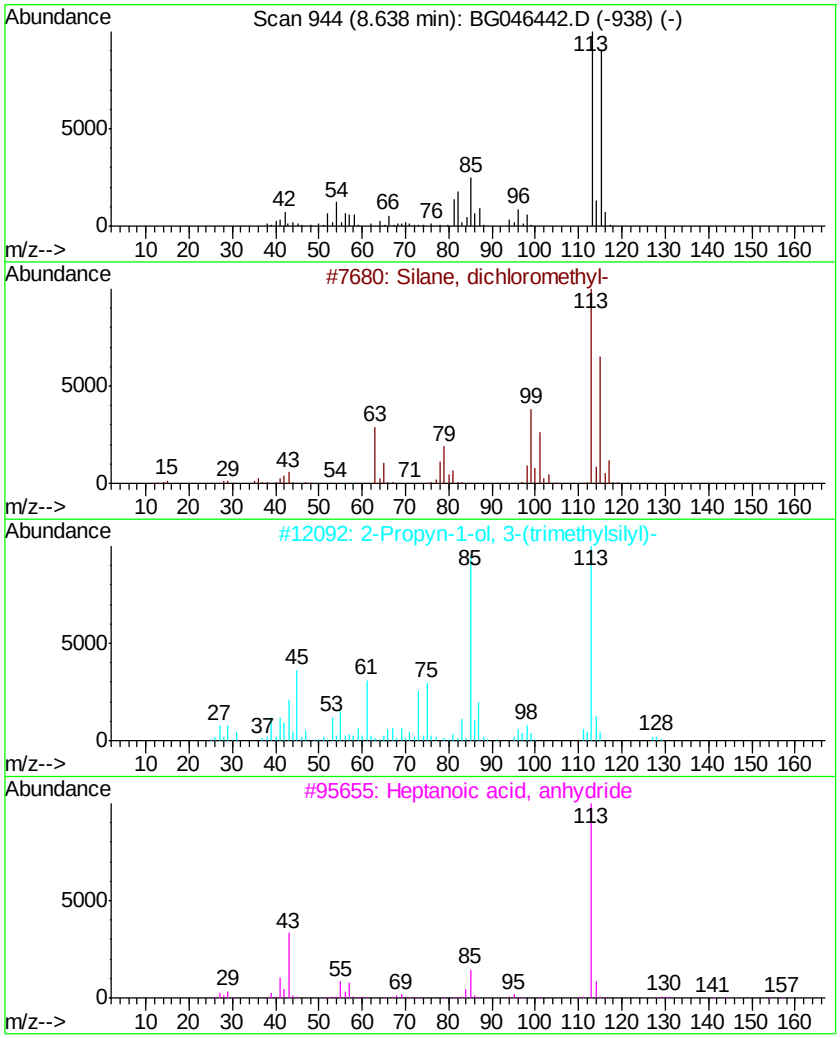

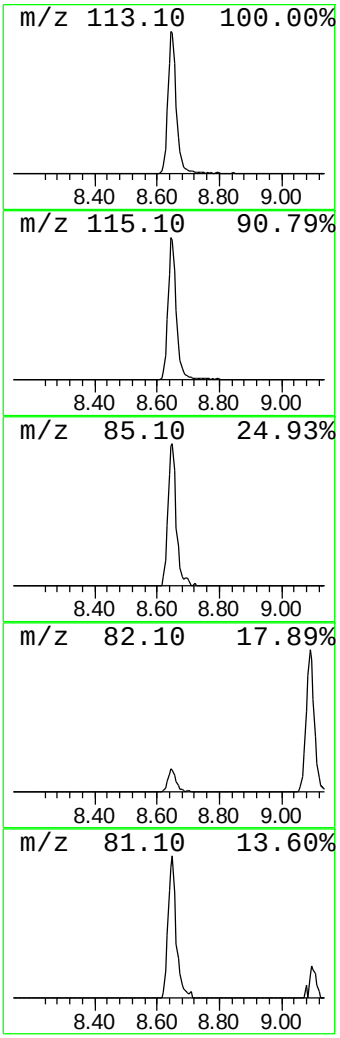

Library Search Compound Report

Data Path : Z:\SVOASRV\HPCHEM1\BNA G\DATA\BG082420\
Data File : BG046442.D
Acq On : 24 Aug 2020 10:54
Operator : CG/JU
Sample : L3649-10
Misc :
ALS Vial : 3 Sample Multiplier: 1

Instrument :
BNA_G
ClientSampleId :
BFMX7

Quant Method : Z:\SVOASRV\HPCHEM1\BNA_G\METHODS\SOM-EPA-BG081320PAH.M
Quant Title : SVOA CALIBRATION

TIC Library : C:\DATABASE\NIST11.L
TIC Integration Parameters: LSCINT.P

****

Peak Number 6 unknown-04 Concentration Rank 5

R.T.	EstConc	Area	Relative to ISTD	R.T.
9.09	9.45 ng/ul	248570	1,4-Dichlorobenzene-d4	7.94

Hit# of 5	Tentative ID	MW	MolForm	CAS#	Qual
1	Nitrobenzene-D5	128	C6D5NO2	004165-60-0	50
2	1H-Imidazole, 4-methyl-	82	C4H6N2	000822-36-6	40
3	1H-Imidazole, 2-methyl-	82	C4H6N2	000693-98-1	40
4	Nitrobenzene-D5	128	C6D5NO2	004165-60-0	38
5	1H-Imidazole, 4-methyl-	82	C4H6N2	000822-36-6	9

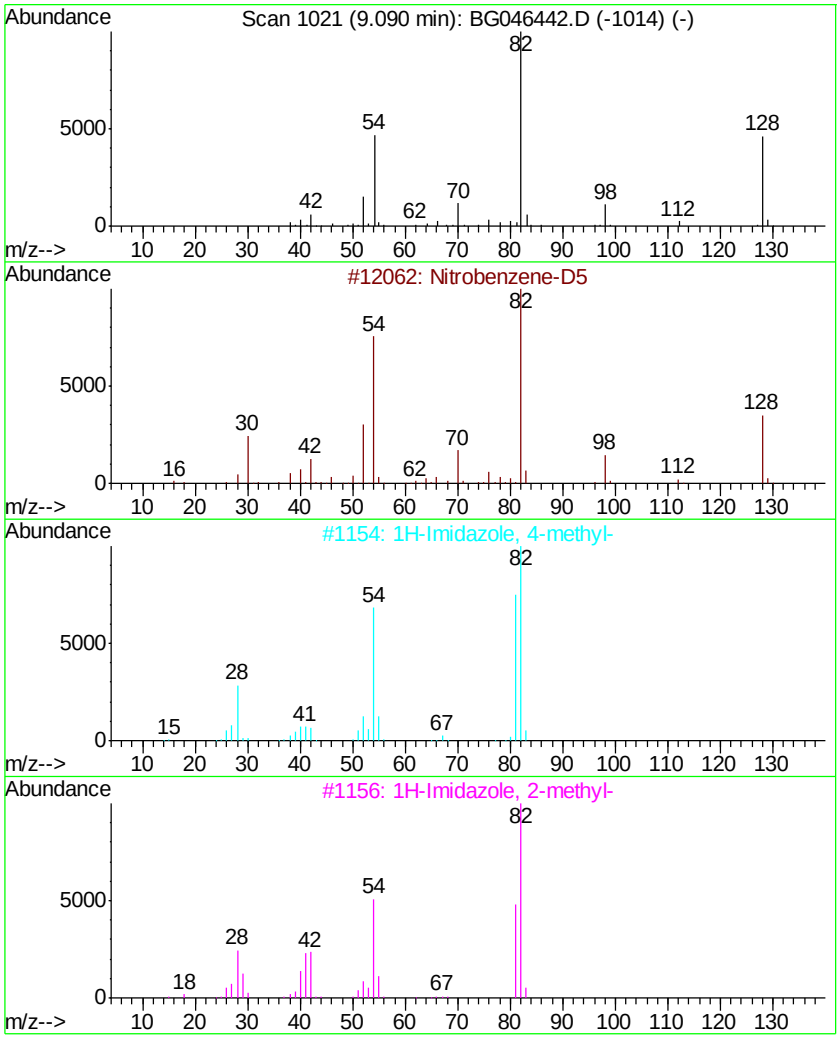

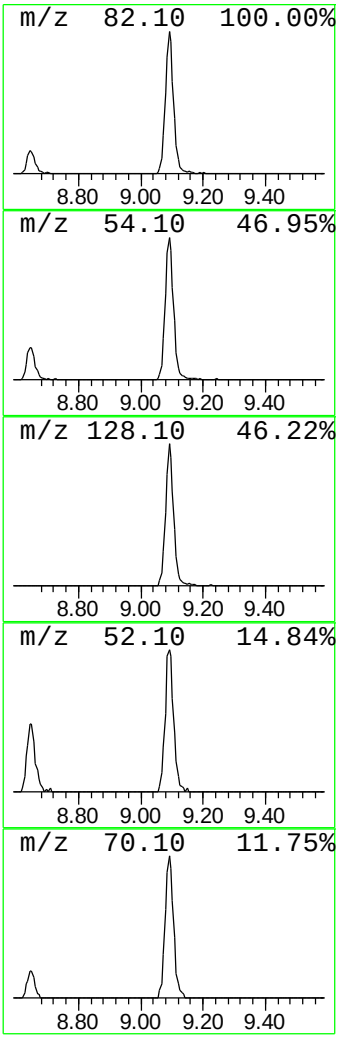

Library Search Compound Report

Data Path : Z:\SVOASRV\HPCHEM1\BNA G\DATA\BG082420\
Data File : BG046442.D
Acq On : 24 Aug 2020 10:54
Operator : CG/JU
Sample : L3649-10
Misc :
ALS Vial : 3 Sample Multiplier: 1

Instrument :
BNA_G
ClientSampleId :
BFMX7

Quant Method : Z:\SVOASRV\HPCHEM1\BNA_G\METHODS\SOM-EPA-BG081320PAH.M
Quant Title : SVOA CALIBRATION

TIC Library : C:\DATABASE\NIST11.L
TIC Integration Parameters: LSCINT.P

****

Peak Number 7 unknown-05 Concentration Rank 9

R.T.	EstConc	Area	Relative to ISTD	R.T.
9.82	5.06 ng/ul	206028	Naphthalene-d8	10.74

Hit# of 5	Tentative ID	MW	MolForm	CAS#	Qual
1	4(1H)-Pyrimidinone, 6-amino-2,3-...	143	C4H5N3OS	001004-40-6	25
2	(3H,6H)Thieno[3,4-c]isoxazole, 3...	143	C6H9NOS	1000115-56-0	16
3	6-Chloro-N-methyl-3-pyridazinamine	143	C5H6ClN3	014959-32-1	10
4	3-Aminophthalonitrile	143	C8H5N3	058632-96-5	10
5	1-Naphthalenamine	143	C10H9N	000134-32-7	10

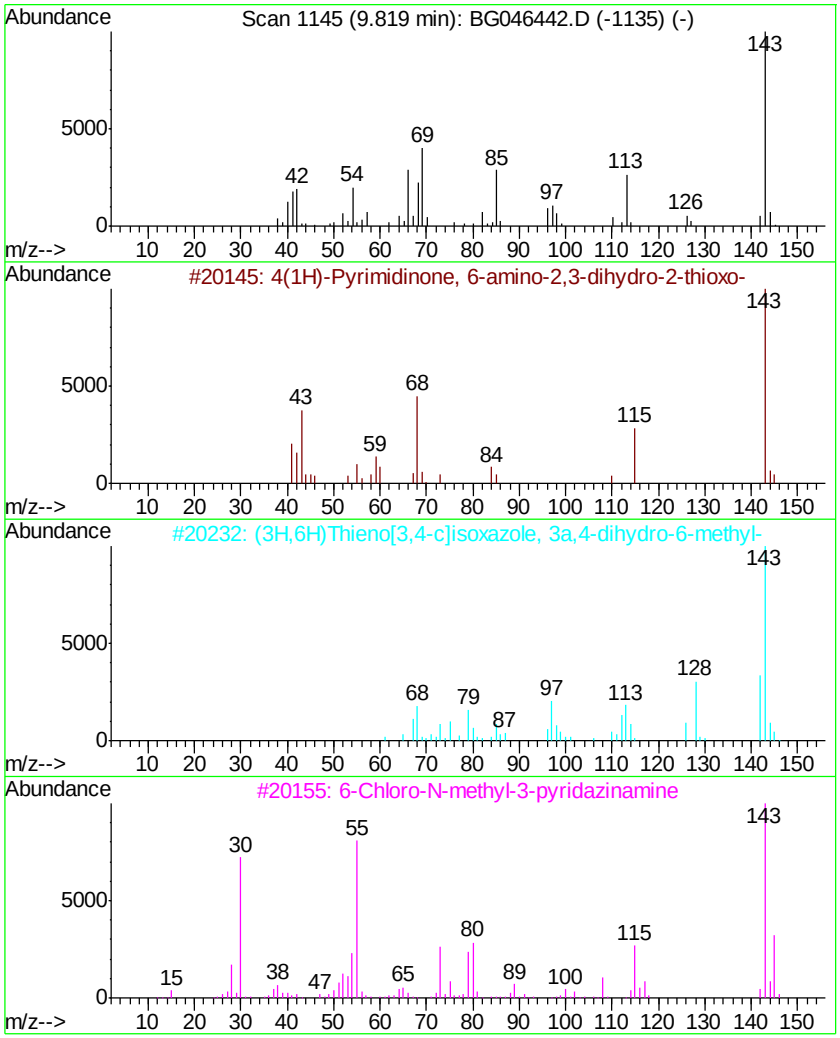

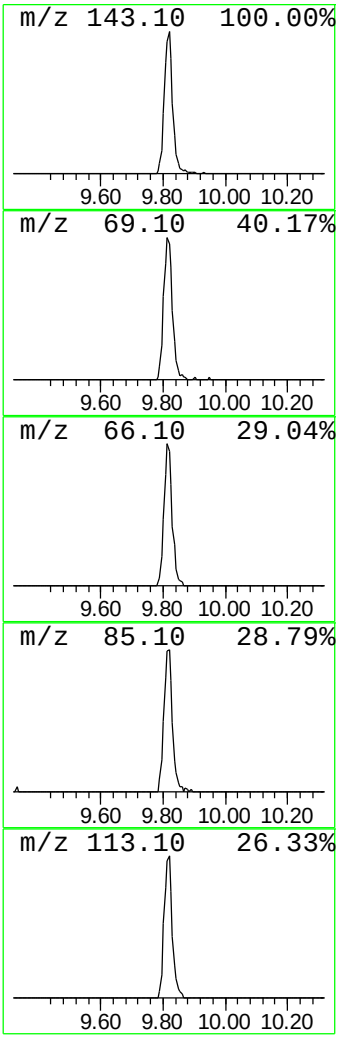

Library Search Compound Report

Data Path : Z:\SVOASRV\HPCHEM1\BNA G\DATA\BG082420\
Data File : BG046442.D
Acq On : 24 Aug 2020 10:54
Operator : CG/JU
Sample : L3649-10
Misc :
ALS Vial : 3 Sample Multiplier: 1

Instrument :
BNA_G
ClientSampleId :
BFMX7

Quant Method : Z:\SVOASRV\HPCHEM1\BNA_G\METHODS\SOM-EPA-BG081320PAH.M
Quant Title : SVOA CALIBRATION

TIC Library : C:\DATABASE\NIST11.L
TIC Integration Parameters: LSCINT.P

****

Peak Number 8 unknown-06 Concentration Rank 7

R.T.	EstConc	Area	Relative to ISTD	R.T.
10.86	8.24 ng/ul	335395	Naphthalene-d8	10.74

Hit# of 5	Tentative ID	MW	MolForm	CAS#	Qual
1	Benzeneacetic acid, 4-(1H-1,2,3,...	204	C9H8N4O2	1000351-56-5	33
2	1H-Indole, 5-methyl-	131	C9H9N	000614-96-0	28
3	1H-Indole, 1-methyl-	131	C9H9N	000603-76-9	28
4	Pyrido[2,3-b]pyrazine	131	C7H5N3	000322-46-3	9
5	4-Pyrimidinamine, 2,6-difluoro-	131	C4H3F2N3	000675-12-7	9

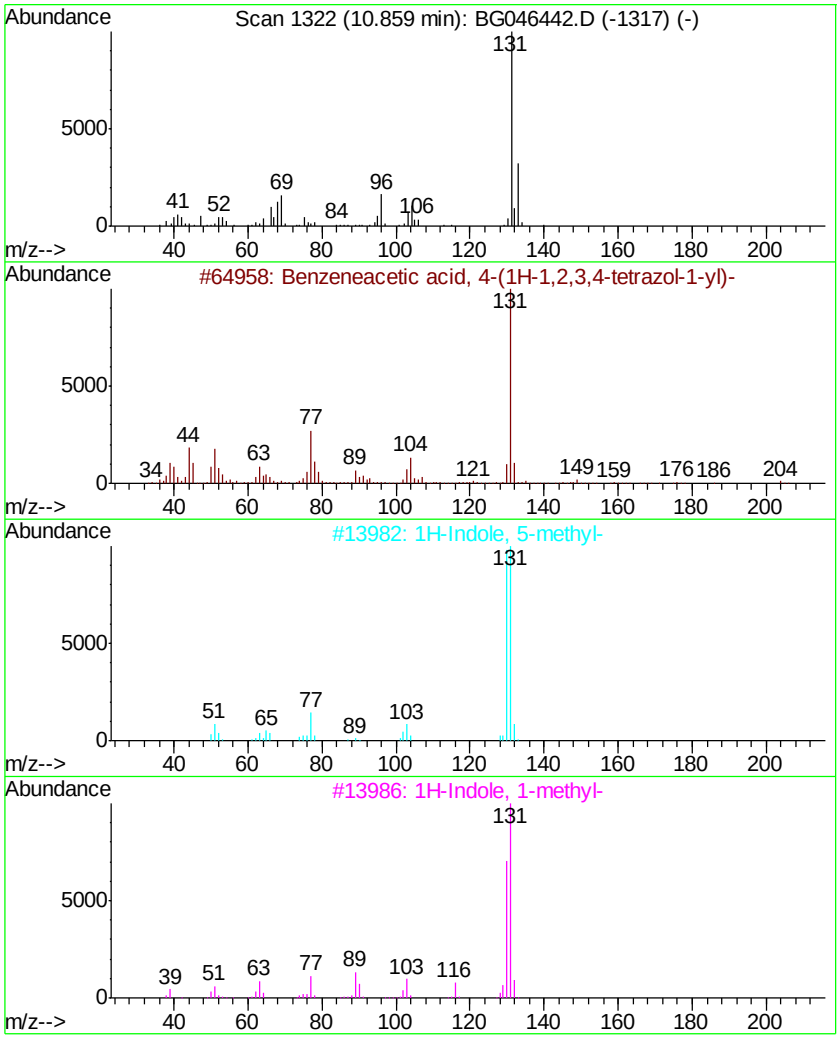

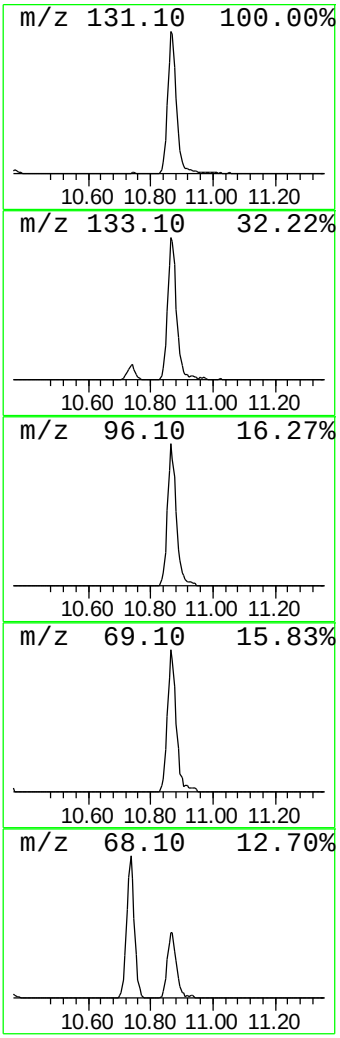

Library Search Compound Report

Data Path : Z:\SVOASRV\HPCHEM1\BNA G\DATA\BG082420\
Data File : BG046442.D
Acq On : 24 Aug 2020 10:54
Operator : CG/JU
Sample : L3649-10
Misc :
ALS Vial : 3 Sample Multiplier: 1

Instrument :
BNA_G
ClientSampleId :
BFMX7

Quant Method : Z:\SVOASRV\HPCHEM1\BNA_G\METHODS\SOM-EPA-BG081320PAH.M
Quant Title : SVOA CALIBRATION

TIC Library : C:\DATABASE\NIST11.L
TIC Integration Parameters: LSCINT.P

****

Peak Number 9 unknown-07 Concentration Rank 6

R.T.	EstConc	Area	Relative to ISTD	R.T.
13.97	8.65 ng/ul	514876	Acenaphthene-d10	14.57

Hit# of 5	Tentative ID	MW	MolForm	CAS#	Qual
1	Benzaldehyde, 3,4-dimethoxy-	166	C9H10O3	000120-14-9	45
2	Ethyl (3-pyridyl)carbamate	166	C8H10N2O2	006276-11-5	39
3	Benzenamine, N,N-dimethyl-4-nitro-	166	C8H10N2O2	000100-23-2	38
4	1H-Benzimidazole, 5-chloro-2-met...	166	C8H7ClN2	002818-69-1	9
5	Benzo[b]tetrahydrofuran-3-one, 5...	166	C8H6O4	014771-00-7	9

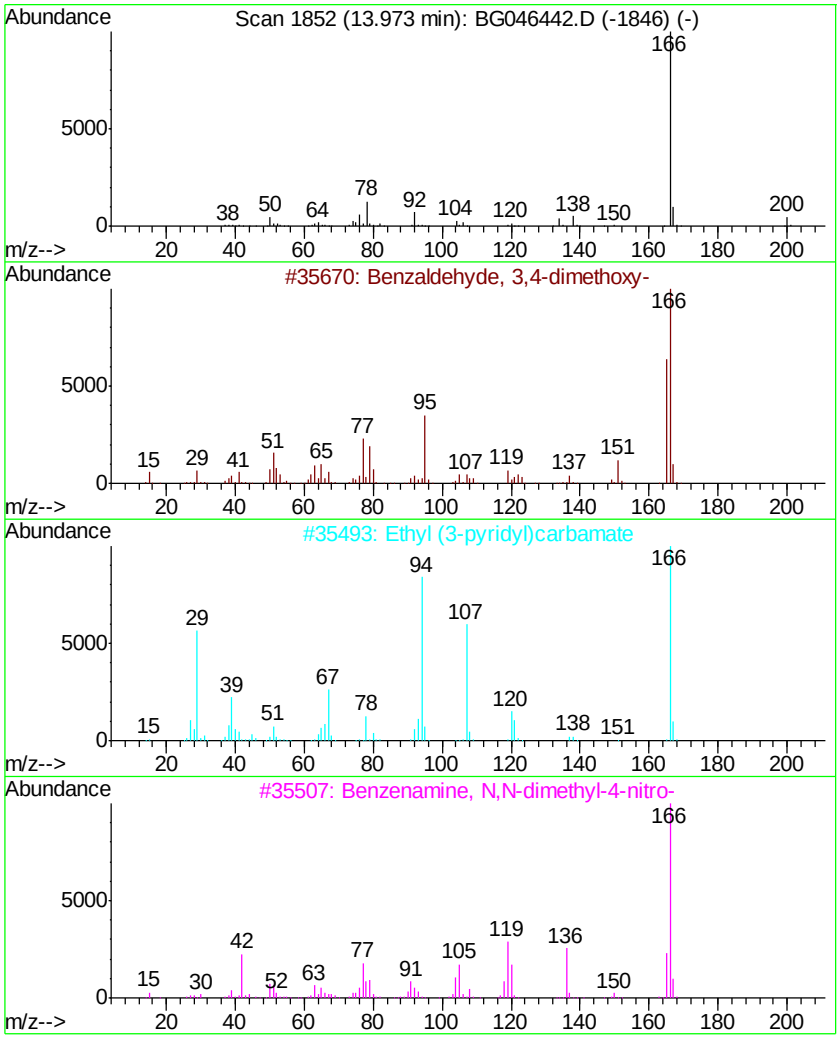

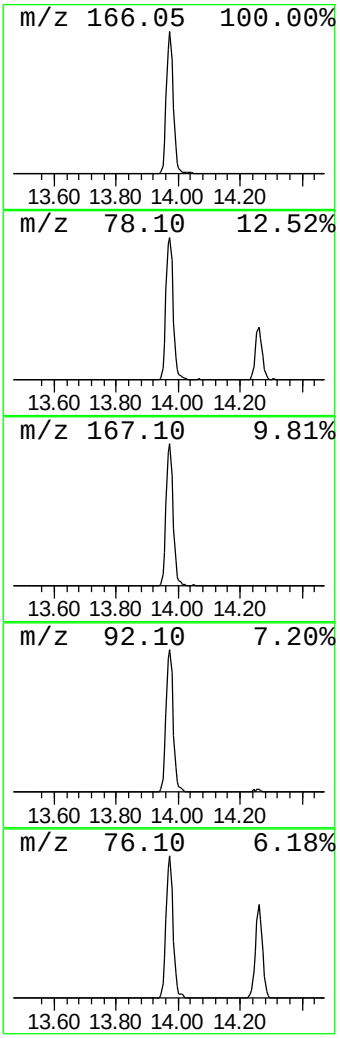

Library Search Compound Report

Data Path : Z:\SVOASRV\HPCHEM1\BNA G\DATA\BG082420\
Data File : BG046442.D
Acq On : 24 Aug 2020 10:54
Operator : CG/JU
Sample : L3649-10
Misc :
ALS Vial : 3 Sample Multiplier: 1

Instrument :
BNA_G
ClientSampleId :
BFMX7

Quant Method : Z:\SVOASRV\HPCHEM1\BNA_G\METHODS\SOM-EPA-BG081320PAH.M
Quant Title : SVOA CALIBRATION

TIC Library : C:\DATABASE\NIST11.L
TIC Integration Parameters: LSCINT.P

****

Peak Number 10 unknown-08 Concentration Rank 10

R.T.	EstConc	Area	Relative to ISTD	R.T.
14.77	2.62 ng/ul	156138	Acenaphthene-d10	14.57

Hit# of 5	Tentative ID	MW	MolForm	CAS#	Qual
1	N,N'-Methylenebismethacrylamide	182	C9H14N2O2	002359-15-1	12
2	Propanenitrile, 2,2'-azobis[2-me...	164	C8H12N4	000078-67-1	10
3	2H-Pyrrol-2-one, 1,5-dihydro-4-m...	113	C5H7NO2	069778-83-2	10
4	Diethyleneglycol dimethacrylate	242	C12H18O5	002358-84-1	10
5	4-Hexenoic acid, 2,5-dimethyl-	142	C8H14O2	082898-13-3	9

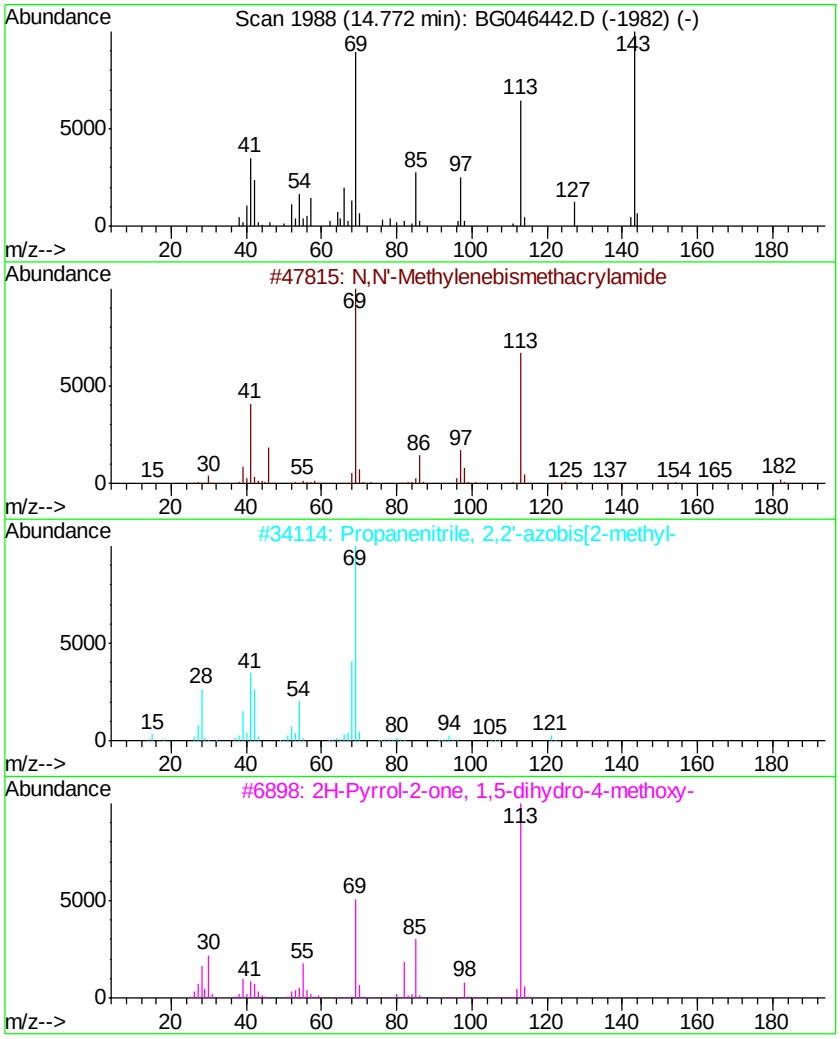

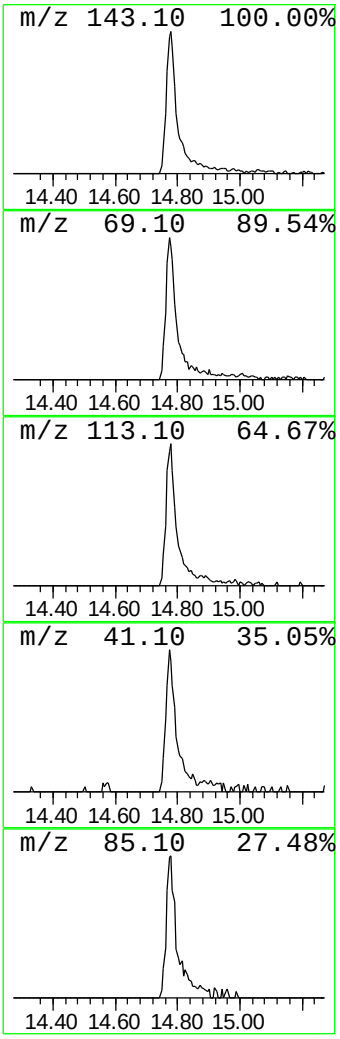

Tentatively Identified Compound (LSC) summary

Data Path : Z:\SVOASRV\HPCHEM1\BNA_G\DATA\BG082420\
Data File : BG046442.D
Acq On : 24 Aug 2020 10:54
Operator : CG/JU
Sample : L3649-10
Misc :
ALS Vial : 3 Sample Multiplier: 1

Instrument :
BNA_G
ClientSampleId :
BFMX7

Quant Method : Z:\SVOASRV\HPCHEM1\BNA_G\METHODS\SOM-EPA-BG081320PAH.M
Quant Title : SVOA CALIBRATION

TIC Library : C:\DATABASE\NIST11.L
TIC Integration Parameters: LSCINT.P

TIC Top Hit name	RT	EstConc	Units	Response	Internal Standard #	RT	Resp	Conc
Butane, 2-methoxy...	3.14	84.3	ng/ul	2218970	1	7.94	526159	20.0
4H-Imidazol-4-one...	7.11	9.6	ng/ul	251442	1	7.94	526159	20.0
unknown-01	7.26	7.0	ng/ul	185515	1	7.94	526159	20.0
unknown-02	7.47	9.6	ng/ul	252056	1	7.94	526159	20.0
unknown-03	8.64	12.8	ng/ul	336507	1	7.94	526159	20.0
unknown-04	9.09	9.4	ng/ul	248570	1	7.94	526159	20.0
unknown-05	9.82	5.1	ng/ul	206028	2	10.74	814284	20.0
unknown-06	10.86	8.2	ng/ul	335395	2	10.74	814284	20.0
unknown-07	13.97	8.7	ng/ul	514876	3	14.57	1190490	20.0
unknown-08	14.77	2.6	ng/ul	156138	3	14.57	1190490	20.0