

Data Path : Z:\VOASRV\HPCHEM1\MSVOA_U\DATA\VU100318\
 Data File : VU027346.D
 Acq On : 02 Oct 2018 16:33
 Operator : MD/SY
 Sample : VSTDIC005
 Misc : 25.0mL/MSVOA_U/WATER
 ALS Vial : 5 Sample Multiplier: 1

Instrument :
 BNA_G
 ClientSampleId :
 VSTDIC005

Quant Time: Oct 03 02:10:47 2018
 Quant Method : Z:\VOASRV\HPCHEM1\MSVOA_U\METHOD\524U100318DW.M
 Quant Title : METHOD 524.2 VOLATILES DRINKING WATER
 QLast Update : Wed Oct 03 02:08:26 2018
 Response via : Initial Calibration

Internal Standards	R.T.	QIon	Response	Conc	Units	Dev(Min)
1) Fluorobenzene	5.74	96	21706	1.00	ug/l	0.00

System Monitoring Compounds

57) 4-Bromofluorobenzene	10.31	95	8659	1.12	ug/l	0.00
Spiked Amount	1.000		Recovery	=	112.00%	
68) 1,2-Dichlorobenzene-d4	11.86	152	7175	0.94	ug/l	0.00
Spiked Amount	1.000		Recovery	=	94.00%	

Target Compounds

	R.T.	QIon	Response	Conc	Units	Qvalue
2) Dichlorodifluoromethane	1.21	85	37557	6.264	ug/l	98
3) Chloromethane	1.33	50	42751	5.736	ug/l	98
4) Vinyl Chloride	1.40	62	43532	6.120	ug/l	98
5) Bromomethane	1.63	94	18480	3.861	ug/l	98
6) Chloroethane	1.70	64	30378	7.495	ug/l	97
7) Trichlorofluoromethane	1.89	101	50624	5.960	ug/l	99
8) 1,1,2-Trichloro-1,2,2-trif	2.29	101	30178	6.094	ug/l	98
9) 1,1-Dichloroethene	2.29	96	25061	5.394	ug/l	94
10) Iodomethane	2.41	142	29427	7.524	ug/l	100
11) Allyl Chloride	2.59	41	65039	7.325	ug/l	99
12) Acrylonitrile	2.94	53	17281	14.278	ug/l	98
13) Acetone	2.32	43	35951	32.733	ug/l	93
14) Carbon Disulfide	2.48	76	75432	5.591	ug/l	100
15) Methylene Chloride	2.70	84	31330	5.553	ug/l	99
16) trans-1,2-Dichloroethene	2.98	96	28129	5.657	ug/l	99
17) 1,1-Dichloroethane	3.45	63	69630	6.587	ug/l	99
18) 2-Butanone	4.29	43	64337	36.102	ug/l	99
19) Cyclohexane	4.98	56	53521	6.092	ug/l	99
20) Methylcyclohexane	6.41	83	46392	4.879	ug/l	97
21) 2,2-Dichloropropane	4.22	77	57371	7.167	ug/l	98
22) cis-1,2-Dichloroethene	4.22	96	33995	5.501	ug/l	99
23) Diethyl Ether	2.11	59	26116	6.392	ug/l	98
24) tert-Butyl Alcohol	2.84	59	29327	59.564	ug/l	99
25) Methyl tert-Butyl Ether	3.01	73	82622	6.447	ug/l	98
26) Bromochloromethane	4.55	128	12674	4.849	ug/l	100
27) Chloroform	4.67	83	64729	5.992	ug/l	98
28) 1,1,1-Trichloroethane	4.91	97	52344	6.188	ug/l	99
29) 1,1-Dichloropropene	5.13	75	46769	5.680	ug/l	99
30) Carbon Tetrachloride	5.13	117	43919	6.248	ug/l	98
31) Isopropyl Ether	3.59	45	130183	6.923	ug/l	100
32) Ethyl-t-butyl ether	4.08	59	103509	6.498	ug/l	99
33) Tert-Amyl methyl ether	5.59	73	84272	6.472	ug/l	99
34) Propionitrile	4.34	54	16947	33.207	ug/l #	97
35) Benzene	5.39	78	135768	5.679	ug/l	99
36) 1,2-Dichloroethane	5.41	62	44159	6.407	ug/l	99
37) Trichloroethene	6.18	130	30230	4.786	ug/l	98
38) 1,2-Dichloropropane	6.44	63	40923	6.432	ug/l	97
39) Methacrylonitrile	4.56	41	16378	7.229	ug/l	99
40) Methyl acrylate	4.44	55	22157	6.894	ug/l #	96
41) Tetrahydrofuran	4.66	42	17346	13.976	ug/l	97
42) 1-Chlorobutane	5.06	56	74717	6.195	ug/l	99

Data Path : Z:\VOASRV\HPCHEM1\MSVOA_U\DATA\VU100318\
 Data File : VU027346.D
 Acq On : 02 Oct 2018 16:33
 Operator : MD/SY
 Sample : VSTDIC005
 Misc : 25.0mL/MSVOA_U/WATER
 ALS Vial : 5 Sample Multiplier: 1

Instrument :
 BNA_G
 ClientSampleId :
 VSTDIC005

Quant Time: Oct 03 02:10:47 2018
 Quant Method : Z:\VOASRV\HPCHEM1\MSVOA_U\METHOD\524U100318DW.M
 Quant Title : METHOD 524.2 VOLATILES DRINKING WATER
 QLast Update : Wed Oct 03 02:08:26 2018
 Response via : Initial Calibration

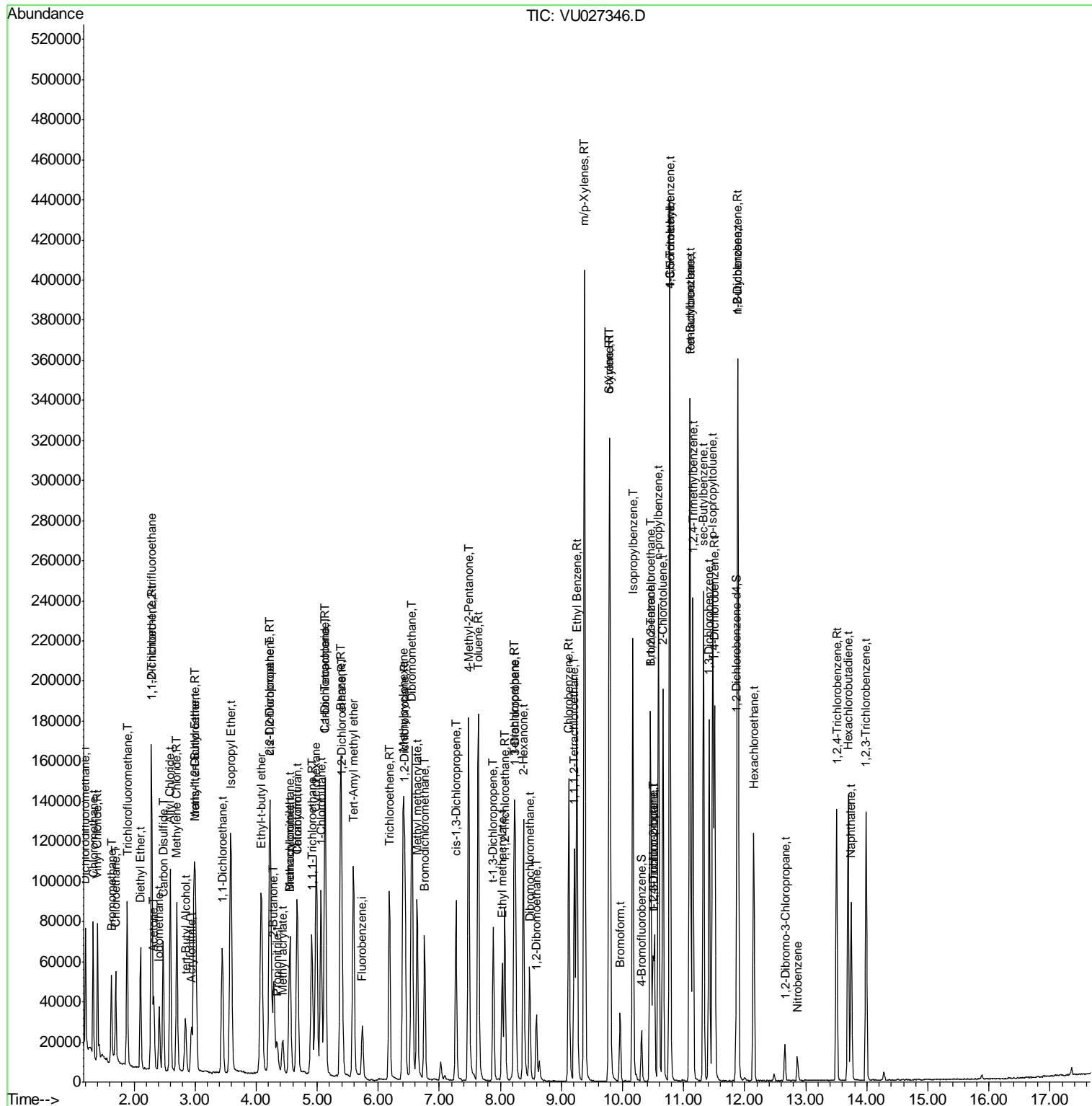
Internal Standards	R.T.	QIon	Response	Conc	Units	Dev(Min)
43) Dibromomethane	6.56	93	17394	6.092	ug/l	98
44) Bromodichloromethane	6.76	83	46763	6.724	ug/l	100
45) 4-Methyl-2-Pentanone	7.48	43	134850	32.972	ug/l	99
46) t-1,4-Dichloro-2-butene	10.50	75	23572	21.895	ug/l #	71
47) Methyl methacrylate	6.64	69	34718	12.219	ug/l	99
48) Ethyl methacrylate	8.03	69	30392	5.791	ug/l	100
49) Toluene	7.64	92	75410	5.368	ug/l	98
50) t-1,3-Dichloropropene	7.88	75	40902	6.794	ug/l	99
51) cis-1,3-Dichloropropene	7.27	75	50252	6.605	ug/l	94
52) 1,1,2-Trichloroethane	8.07	97	24259	5.720	ug/l	98
53) 1,3-Dichloropropane	8.25	76	46707	6.190	ug/l	99
54) 2-Hexanone	8.38	43	91879	32.507	ug/l	99
55) Dibromochloromethane	8.48	129	27478	6.626	ug/l	98
56) 1,2-Dibromoethane	8.59	107	21553	5.685	ug/l	100
58) Tetrachloroethene	8.22	164	27153	4.070	ug/l	97
59) Chlorobenzene	9.12	112	77593	5.165	ug/l	97
60) 1,1,1,2-Tetrachloroethane	9.21	131	30510	6.006	ug/l	99
61) Pentachloroethane	11.10	117	24718	7.345	ug/l	99
62) Hexachloroethane	12.15	117	24418	7.128	ug/l	99
63) Ethyl Benzene	9.25	91	136280	5.195	ug/l	100
64) m/p-Xylenes	9.38	106	107274	10.758	ug/l	100
65) o-Xylene	9.78	106	49630	5.152	ug/l	97
66) Styrene	9.79	104	91026	5.665	ug/l	100
67) Bromoform	9.96	173	14384	6.189	ug/l	99
69) Isopropylbenzene	10.17	105	133805	5.295	ug/l	99
70) 1,1,2,2-Tetrachloroethane	10.46	83	33293	6.581	ug/l	98
71) 1,2,3-Trichloropropane	10.50	75	23572	5.674	ug/l	96
72) Bromobenzene	10.45	156	31229	4.941	ug/l	99
73) n-propylbenzene	10.59	120	36775	5.278	ug/l	99
74) 2-Chlorotoluene	10.66	126	33484	5.402	ug/l	96
75) 1,3,5-Trimethylbenzene	10.77	105	123299	5.731	ug/l	99
76) 4-Chlorotoluene	10.77	126	34524	5.401	ug/l	98
77) tert-Butylbenzene	11.10	119	110604	5.454	ug/l	100
78) 1,2,4-Trimethylbenzene	11.15	105	127430	5.743	ug/l	99
79) sec-Butylbenzene	11.32	105	156521	5.483	ug/l	99
80) Nitrobenzene	12.86	77	7082	43.831	ug/l #	98
81) p-Isopropyltoluene	11.48	119	126341	5.366	ug/l	98
82) 1,3-Dichlorobenzene	11.42	146	67271	5.345	ug/l	98
83) 1,4-Dichlorobenzene	11.51	146	67636	5.366	ug/l	100
84) n-Butylbenzene	11.89	91	127278	5.609	ug/l	100
85) 1,2-Dichlorobenzene	11.88	146	61285	5.217	ug/l	99
86) 1,2-Dibromo-3-Chloropropan	12.66	75	4764	6.464	ug/l	95
87) 1,2,4-Trichlorobenzene	13.50	180	38782	4.943	ug/l	98
88) Hexachlorobutadiene	13.69	225	24713	5.052	ug/l	99
89) Naphthalene	13.75	128	66032	5.236	ug/l	99
90) 1,2,3-Trichlorobenzene	13.99	180	38325	5.152	ug/l	99

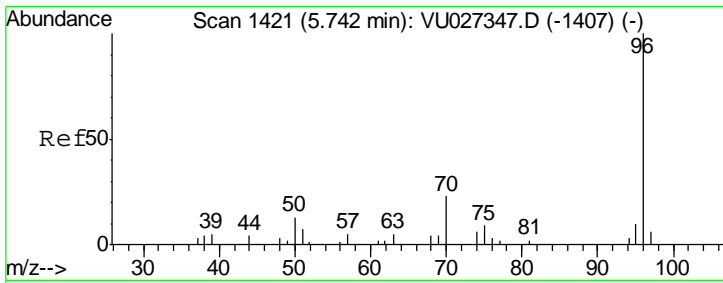
(#) = qualifier out of range (m) = manual integration (+) = signals summed

Data Path : Z:\VOASRV\HPCHEM1\MSVOA_U\DATA\VU100318\
 Data File : VU027346.D
 Acq On : 02 Oct 2018 16:33
 Operator : MD/SY
 Sample : VSTDIC005
 Misc : 25.0mL/MSVOA_U/WATER
 ALS Vial : 5 Sample Multiplier: 1

Instrument :
 BNA_G
 Client Sampled :
 VSTDIC005

Quant Time: Oct 03 02:10:47 2018
 Quant Method : Z:\VOASRV\HPCHEM1\MSVOA_U\METHOD\524U100318DW.M
 Quant Title : METHOD 524.2 VOLATILES DRINKING WATER
 QLast Update : Wed Oct 03 02:08:26 2018
 Response via : Initial Calibration

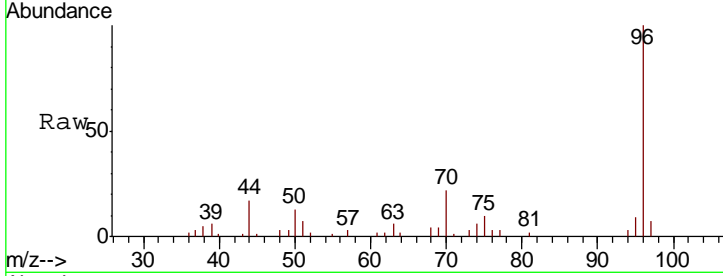




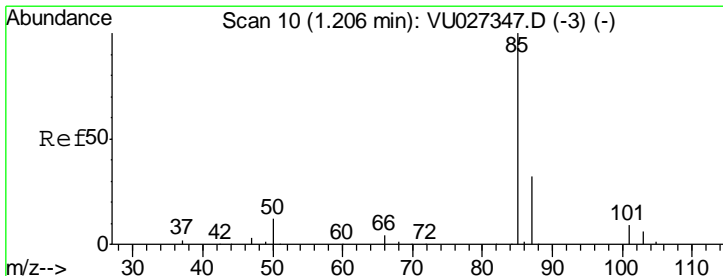
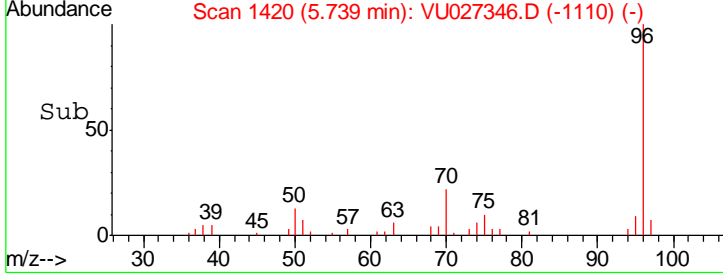
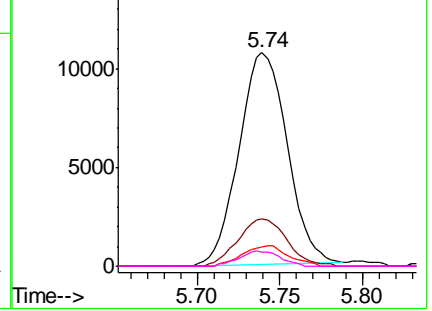
#1
 Fluorobenzene
 Concen: 1.000 ug/l
 RT: 5.74 min Scan# 1420
 Delta R.T. -0.00 min
 Lab File: VU027346.D
 Acq: 02 Oct 2018 16:33

Instrument :
 BNA_G
 ClientSampled :
 VSTDIC005

Tgt Ion	Resp	Lower	Upper
96	21706		
70	22.6	19.2	28.8
95	9.2	7.7	11.5
97	6.3	0.0	0.0#

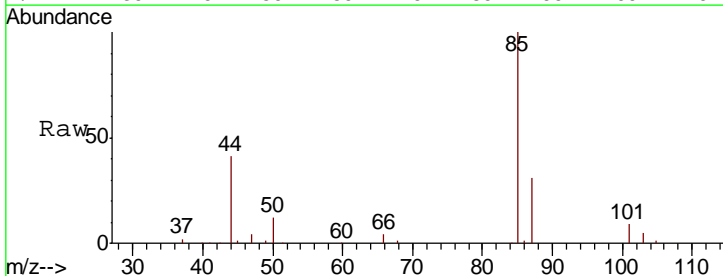


Abundance Ion 96.00 (95.70 to 96.70): VU0
 Ion 70.00 (69.70 to 70.70): VU0
 Ion 95.00 (94.70 to 95.70): VU0
 Ion 97.00 (96.70 to 97.70): VU0

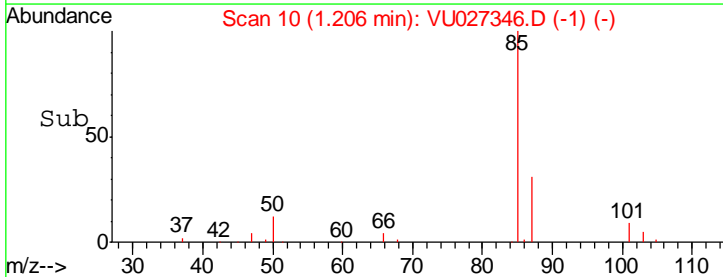
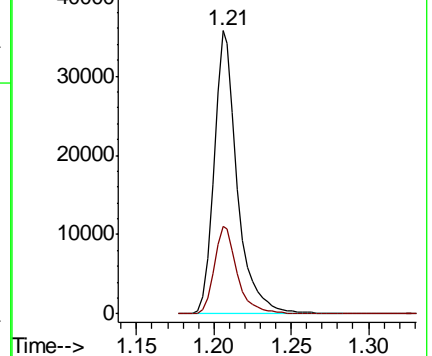


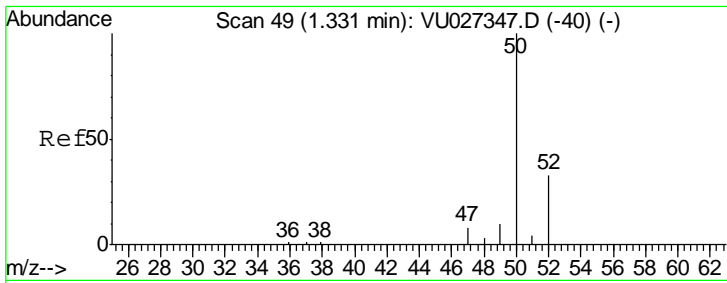
#2
 Dichlorodifluoromethane
 Concen: 6.264 ug/l
 RT: 1.21 min Scan# 10
 Delta R.T. 0.00 min
 Lab File: VU027346.D
 Acq: 02 Oct 2018 16:33

Tgt Ion	Resp	Lower	Upper
85	37557		
87	31.1	16.1	48.3



Abundance Ion 85.00 (84.70 to 85.70): VU0
 Ion 87.00 (86.70 to 87.70): VU0

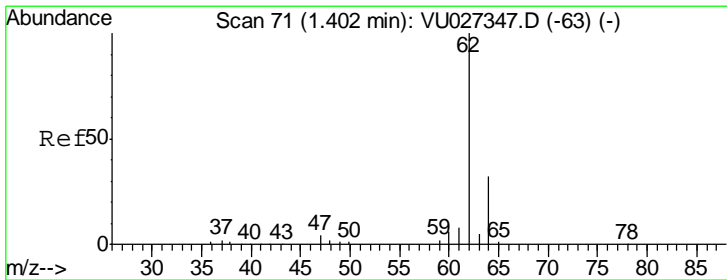
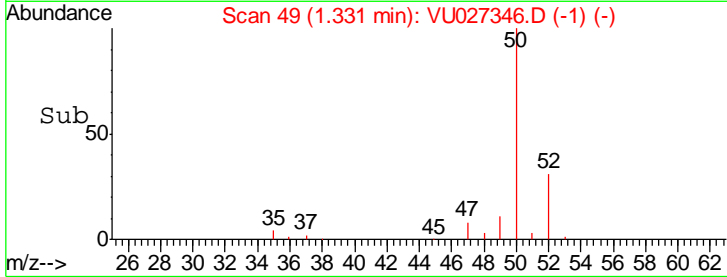
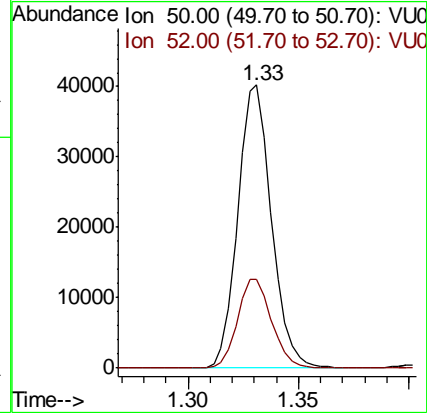
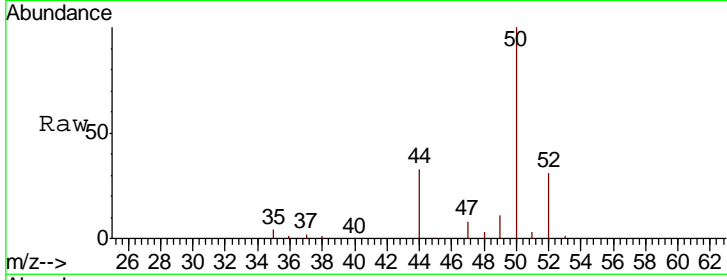




#3
 Chloromethane
 Concen: 5.736 ug/l
 RT: 1.33 min Scan# 49
 Delta R.T. 0.00 min
 Lab File: VU027346.D
 Acq: 02 Oct 2018 16:33

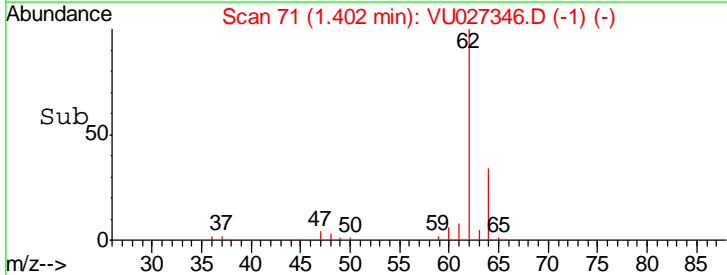
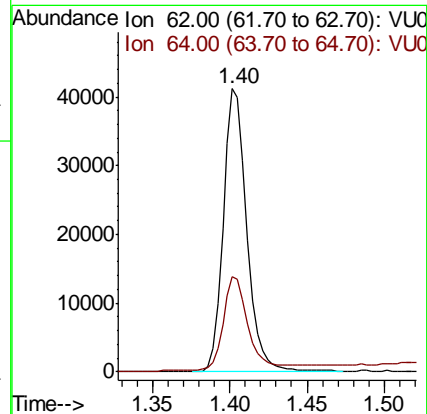
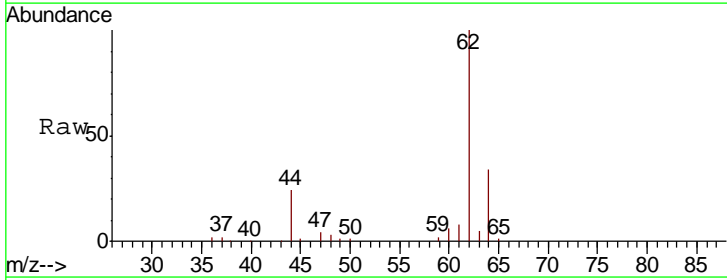
Instrument :
 BNA_G
 ClientSampled :
 VSTDIC005

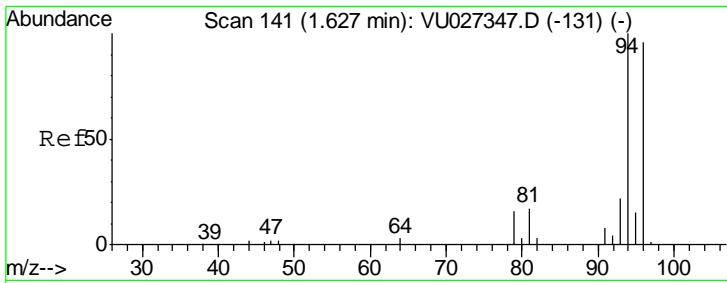
Tgt Ion	Resp	Lower	Upper
50	42751		
52	31.5	26.0	39.0



#4
 Vinyl Chloride
 Concen: 6.120 ug/l
 RT: 1.40 min Scan# 71
 Delta R.T. 0.00 min
 Lab File: VU027346.D
 Acq: 02 Oct 2018 16:33

Tgt Ion	Resp	Lower	Upper
62	43532		
64	32.9	25.6	38.4

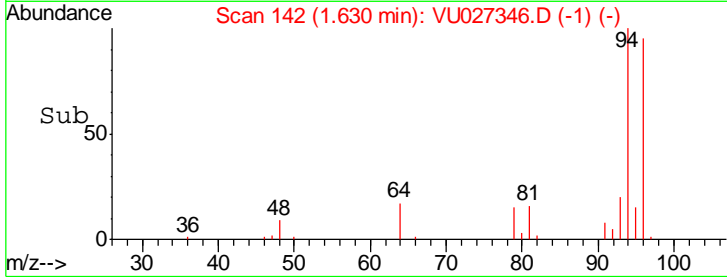
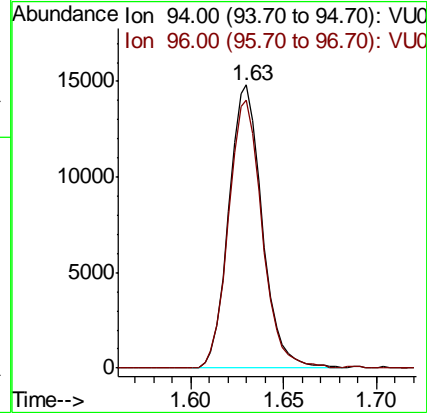
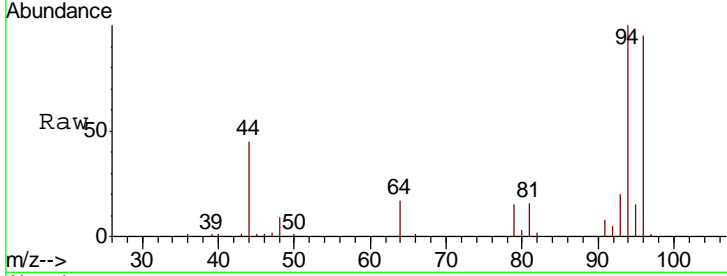




#5
 Bromomethane
 Concen: 3.861 ug/l
 RT: 1.63 min Scan# 142
 Delta R.T. 0.00 min
 Lab File: VU027346.D
 Acq: 02 Oct 2018 16:33

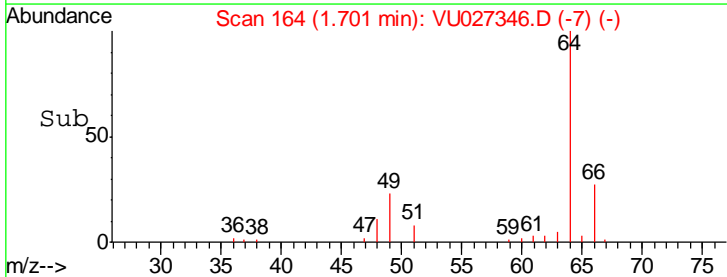
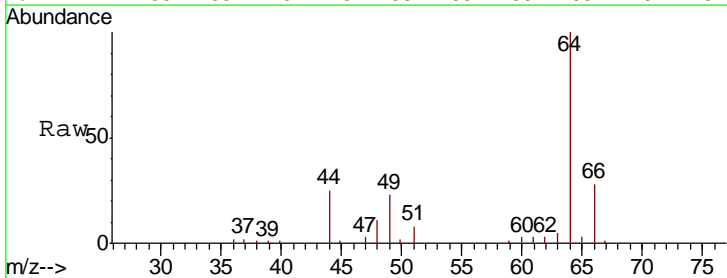
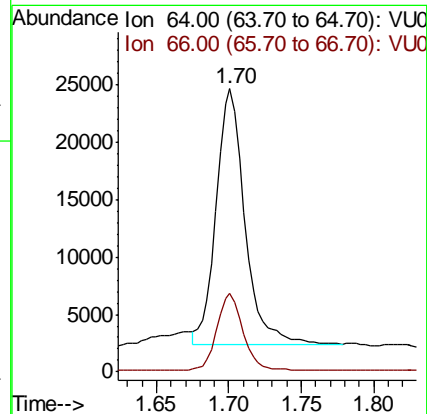
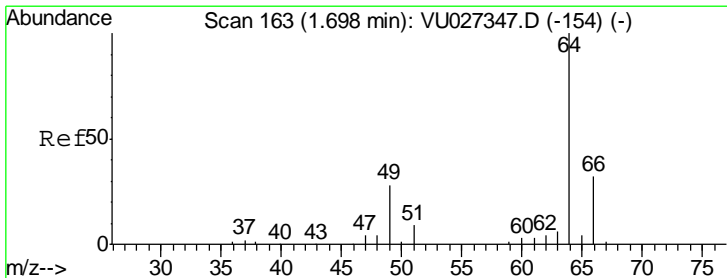
Instrument :
 BNA_G
 ClientSampled :
 VSTDIC005

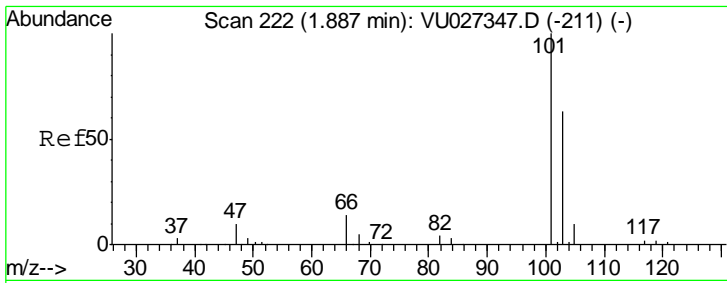
Tgt Ion: 94 Resp: 18480
 Ion Ratio Lower Upper
 94 100
 96 94.7 77.0 115.6



#6
 Chloroethane
 Concen: 7.495 ug/l
 RT: 1.70 min Scan# 164
 Delta R.T. 0.00 min
 Lab File: VU027346.D
 Acq: 02 Oct 2018 16:33

Tgt Ion: 64 Resp: 30378
 Ion Ratio Lower Upper
 64 100
 66 29.7 25.3 37.9

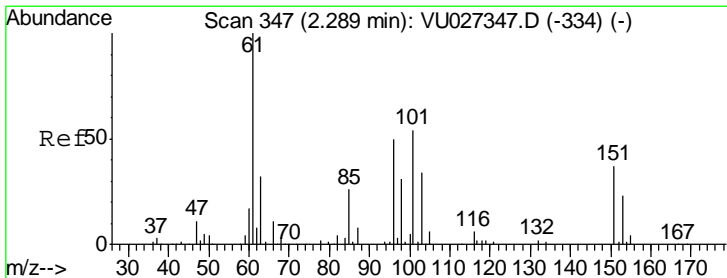
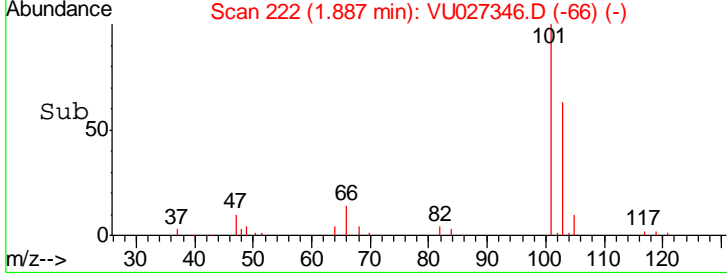
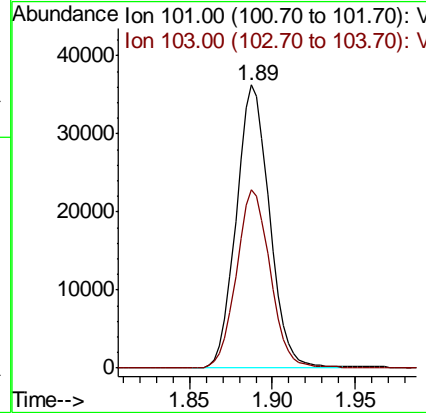
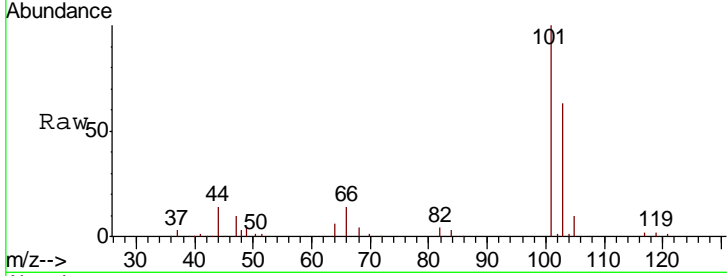




#7
 Trichlorofluoromethane
 Concen: 5.960 ug/l
 RT: 1.89 min Scan# 222
 Delta R.T. 0.00 min
 Lab File: VU027346.D
 Acq: 02 Oct 2018 16:33

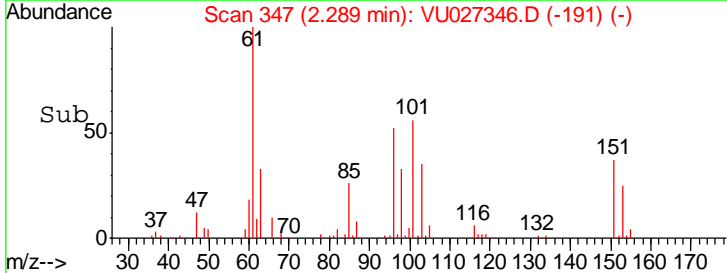
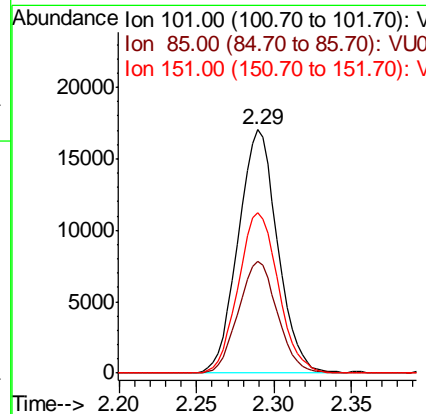
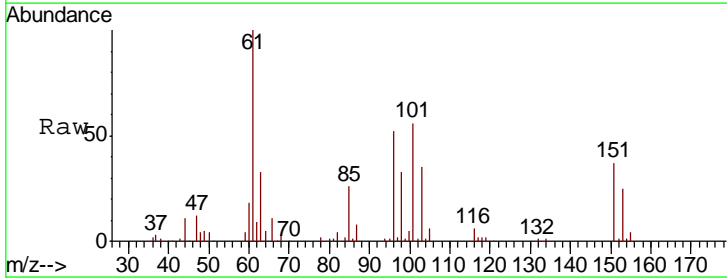
Instrument :
 BNA_G
 ClientSampleID :
 VSTDIC005

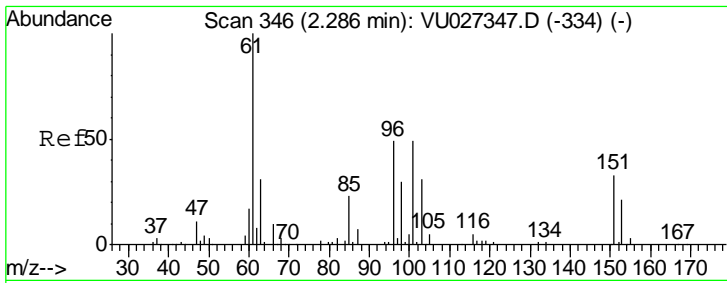
Tgt Ion	Resp	Lower	Upper
101	50624		
103	63.1	50.8	76.2



#8
 1,1,2-Trichloro-1,2,2-trifluoroethane
 Concen: 6.094 ug/l
 RT: 2.29 min Scan# 347
 Delta R.T. 0.00 min
 Lab File: VU027346.D
 Acq: 02 Oct 2018 16:33

Tgt Ion	Resp	Lower	Upper
101	30178		
85	45.4	37.6	56.4
151	66.8	54.6	81.8

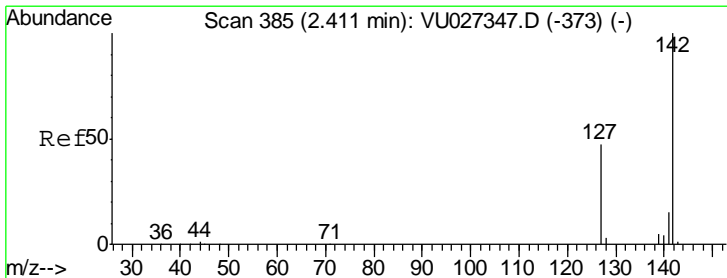
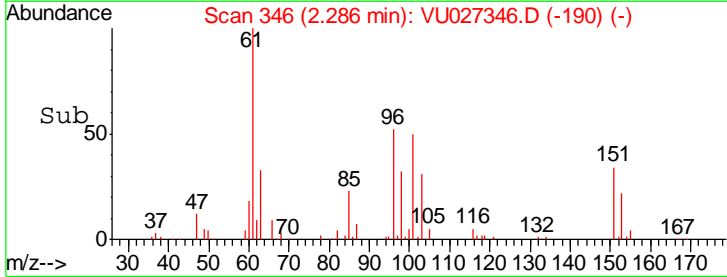
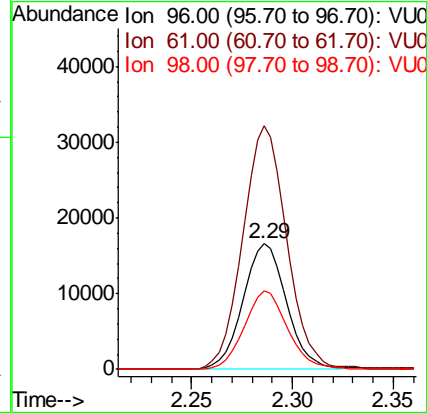
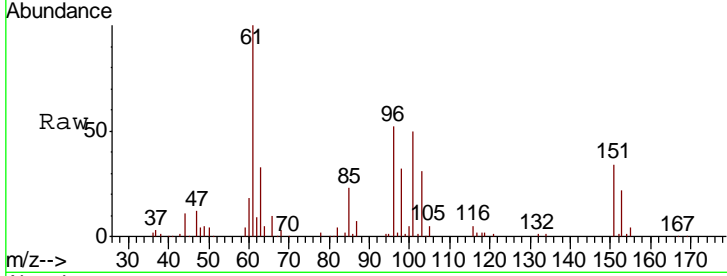




#9
 1,1-Dichloroethene
 Concen: 5.394 ug/l
 RT: 2.29 min Scan# 346
 Delta R.T. 0.00 min
 Lab File: VU027346.D
 Acq: 02 Oct 2018 16:33

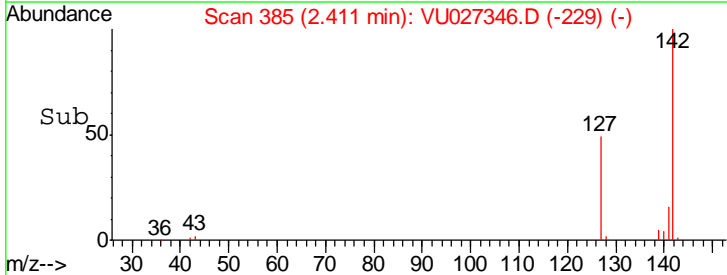
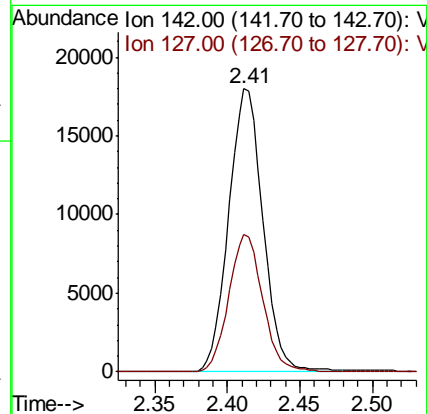
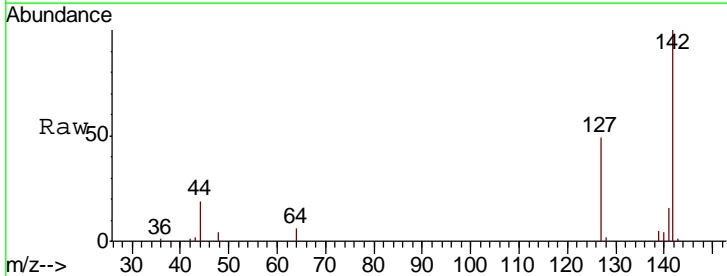
Instrument :
 BNA_G
 ClientSampleId :
 VSTDIC005

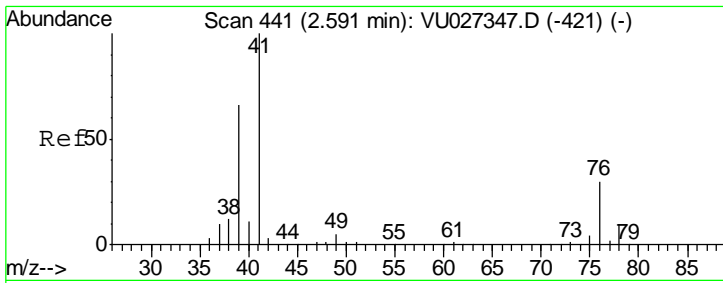
Tgt Ion	Resp	Lower	Upper
96	25061		
61	194.1	0.0	614.1
98	63.0	0.0	123.4



#10
 Iodomethane
 Concen: 7.524 ug/l
 RT: 2.41 min Scan# 385
 Delta R.T. 0.00 min
 Lab File: VU027346.D
 Acq: 02 Oct 2018 16:33

Tgt Ion	Resp	Lower	Upper
142	29427		
127	48.0	38.3	57.5

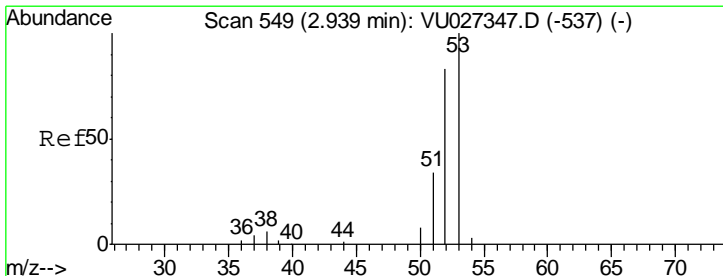
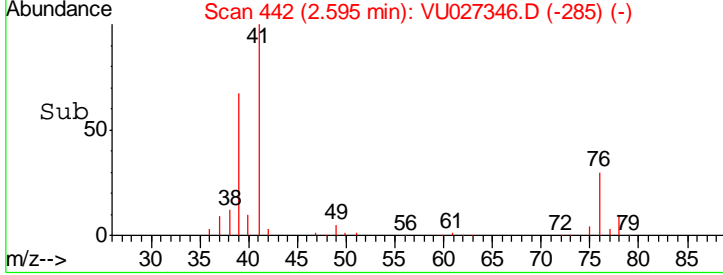
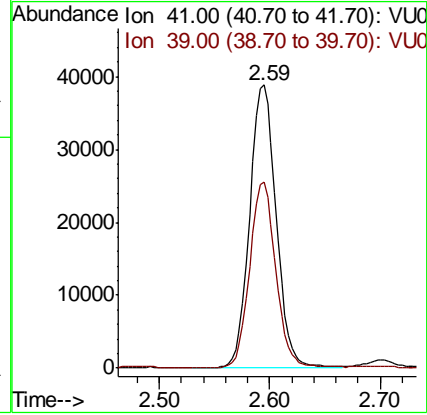
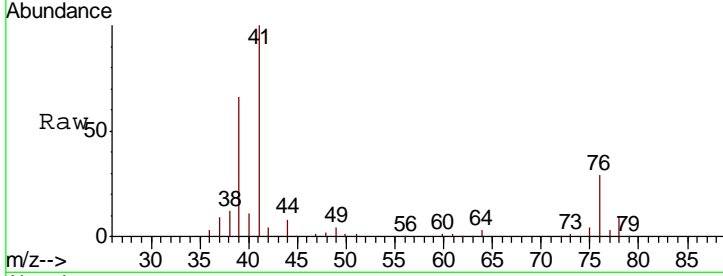




#11
 Allyl Chloride
 Concen: 7.325 ug/l
 RT: 2.59 min Scan# 442
 Delta R.T. 0.00 min
 Lab File: VU027346.D
 Acq: 02 Oct 2018 16:33

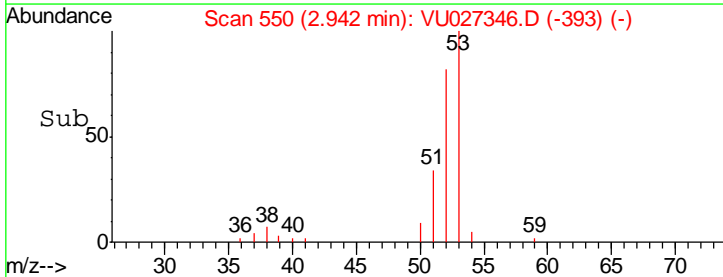
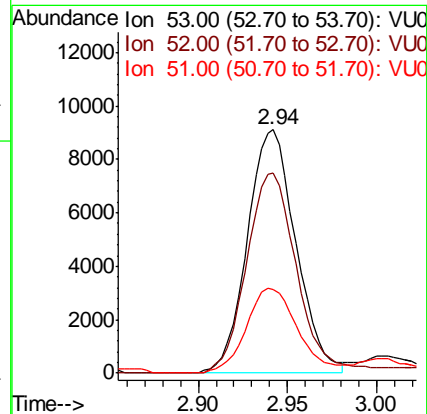
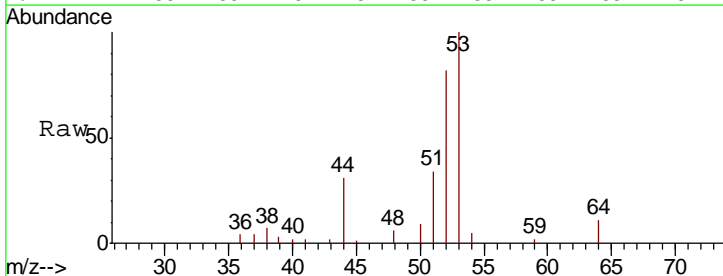
Instrument :
 BNA_G
 ClientSampled :
 VSTDIC005

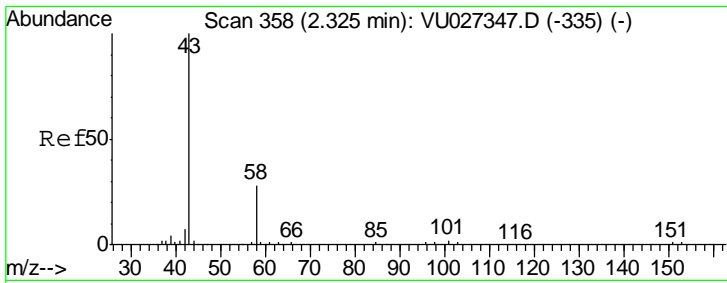
Tgt Ion: 41 Resp: 65039
 Ion Ratio Lower Upper
 41 100
 39 64.7 52.2 78.4



#12
 Acrylonitrile
 Concen: 14.278 ug/l
 RT: 2.94 min Scan# 550
 Delta R.T. 0.00 min
 Lab File: VU027346.D
 Acq: 02 Oct 2018 16:33

Tgt Ion: 53 Resp: 17281
 Ion Ratio Lower Upper
 53 100
 52 85.8 67.0 100.4
 51 37.3 29.0 43.6

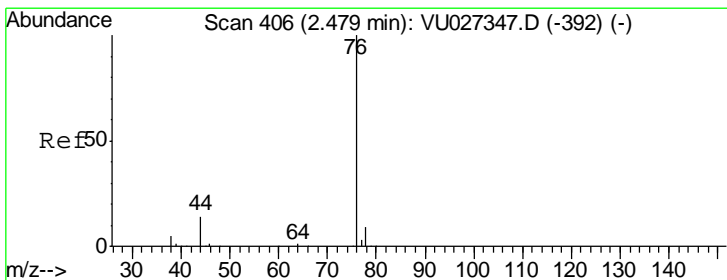
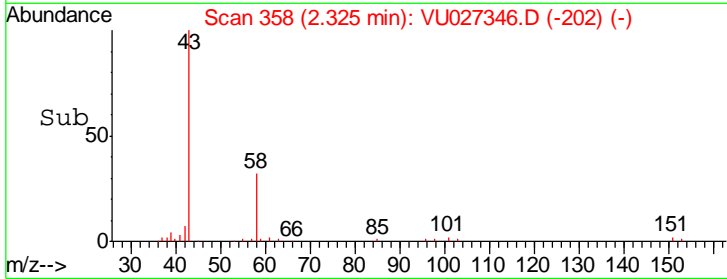
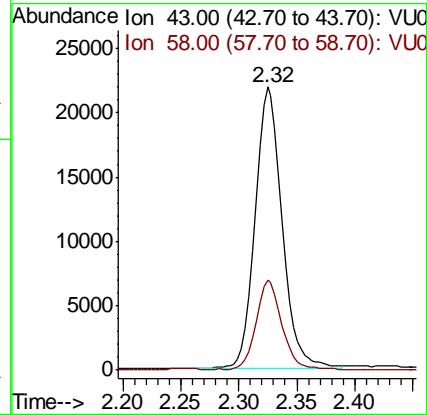
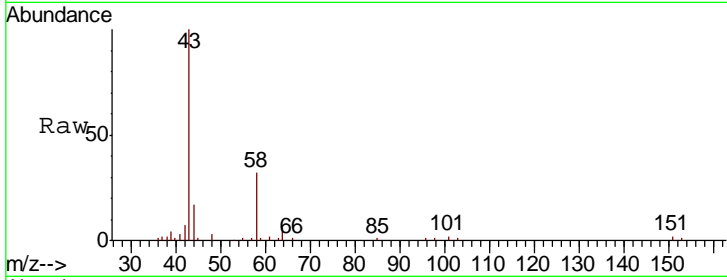




#13
 Acetone
 Concen: 32.733 ug/l
 RT: 2.32 min Scan# 358
 Delta R.T. 0.00 min
 Lab File: VU027346.D
 Acq: 02 Oct 2018 16:33

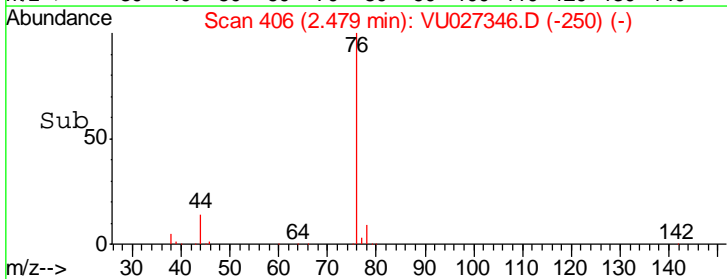
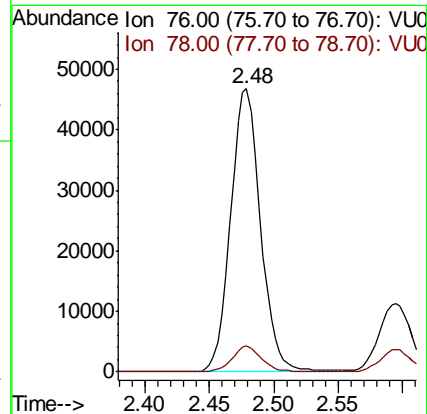
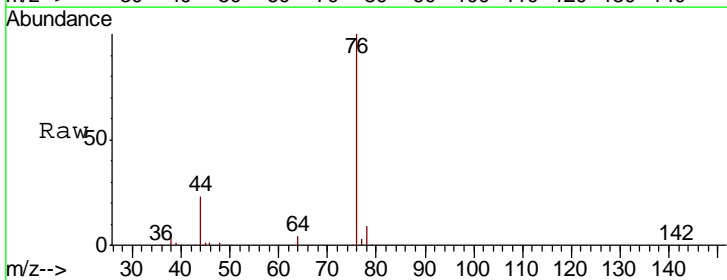
Instrument :
 BNA_G
 ClientSampleID :
 VSTDIC005

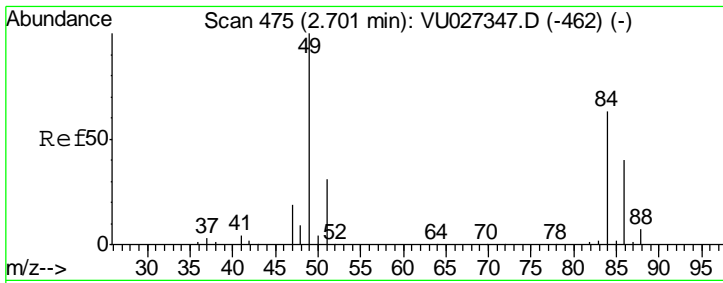
Tgt Ion: 43 Resp: 35951
 Ion Ratio Lower Upper
 43 100
 58 31.8 22.6 34.0



#14
 Carbon Disulfide
 Concen: 5.591 ug/l
 RT: 2.48 min Scan# 406
 Delta R.T. 0.00 min
 Lab File: VU027346.D
 Acq: 02 Oct 2018 16:33

Tgt Ion: 76 Resp: 75432
 Ion Ratio Lower Upper
 76 100
 78 9.1 7.3 10.9

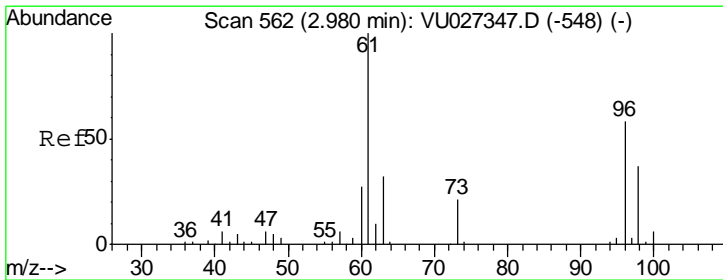
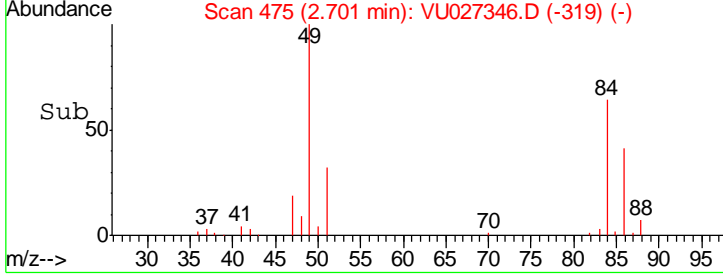
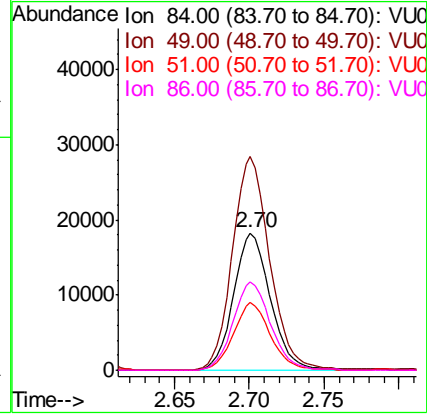
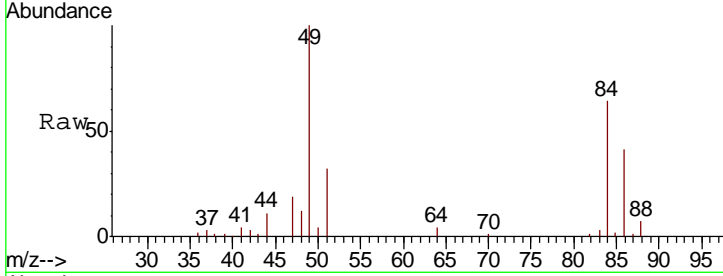




#15
 Methylene Chloride
 Concen: 5.553 ug/l
 RT: 2.70 min Scan# 475
 Delta R.T. 0.00 min
 Lab File: VU027346.D
 Acq: 02 Oct 2018 16:33

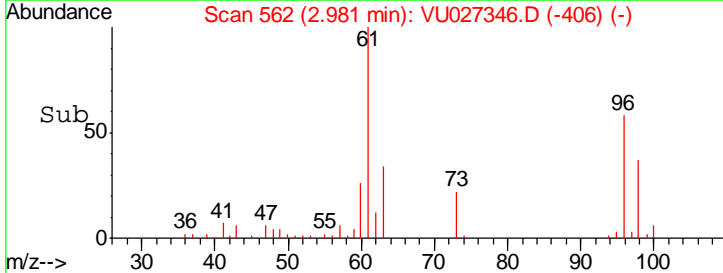
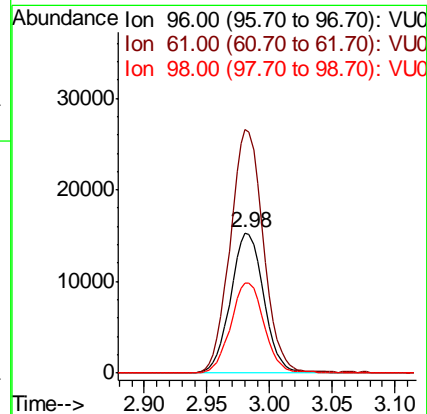
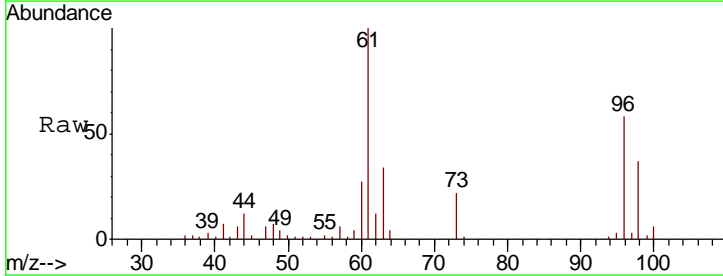
Instrument :
 BNA_G
ClientSampled :
 VSTDIC005

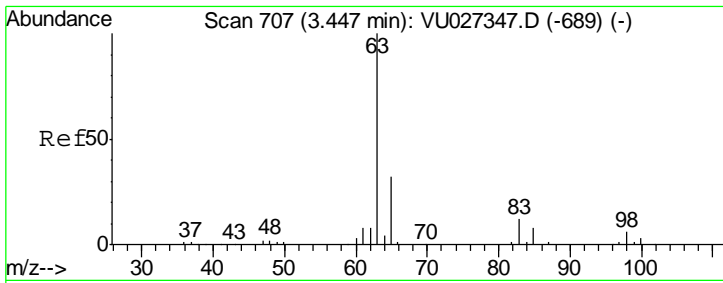
Tgt Ion	Resp	Lower	Upper
84	100		
49	155.3	126.0	189.0
51	49.0	0.0	97.4
86	64.4	50.5	75.7



#16
 trans-1,2-Dichloroethene
 Concen: 5.657 ug/l
 RT: 2.98 min Scan# 562
 Delta R.T. 0.00 min
 Lab File: VU027346.D
 Acq: 02 Oct 2018 16:33

Tgt Ion	Resp	Lower	Upper
96	100		
61	173.9	138.2	207.4
98	64.7	51.5	77.3

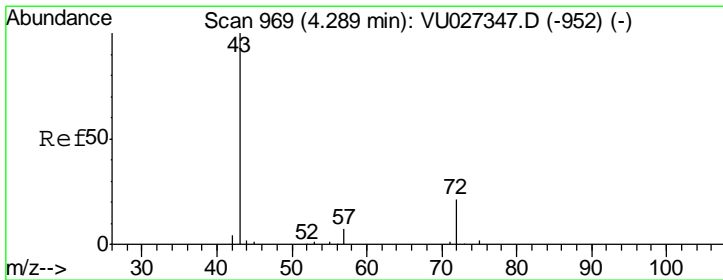
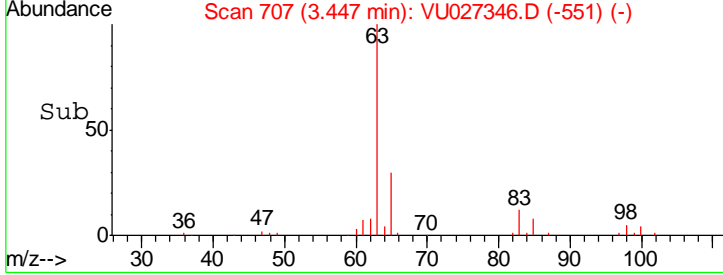
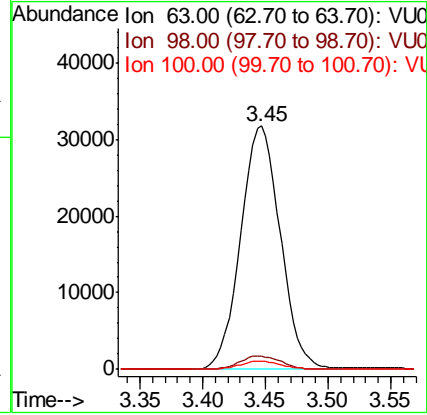
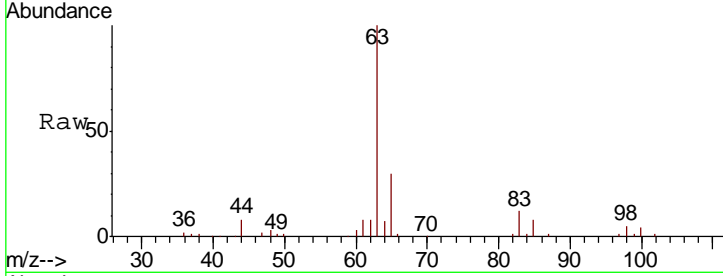




#17
 1,1-Dichloroethane
 Concen: 6.587 ug/l
 RT: 3.45 min Scan# 707
 Delta R.T. 0.00 min
 Lab File: VU027346.D
 Acq: 02 Oct 2018 16:33

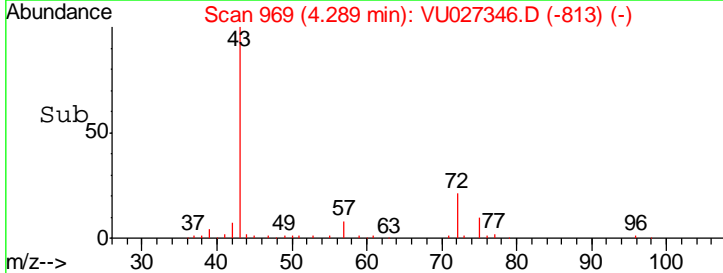
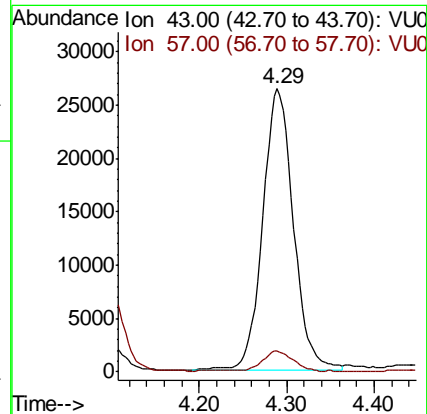
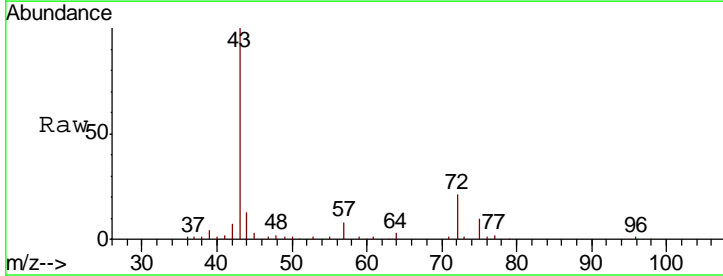
Instrument :
 BNA_G
 ClientSampled :
 VSTDIC005

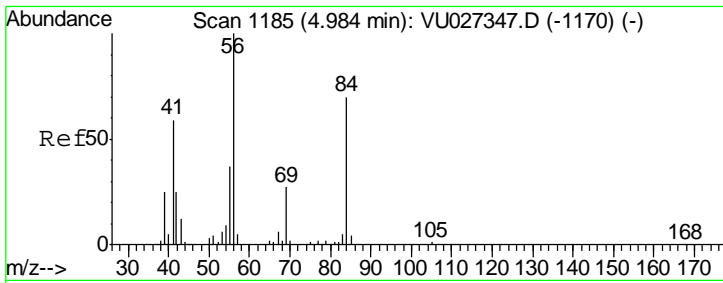
Tgt Ion	Resp	Lower	Upper
63	100		
98	5.2	2.9	8.6
100	3.5	1.8	5.3



#18
 2-Butanone
 Concen: 36.102 ug/l
 RT: 4.29 min Scan# 969
 Delta R.T. 0.00 min
 Lab File: VU027346.D
 Acq: 02 Oct 2018 16:33

Tgt Ion	Resp	Lower	Upper
43	100		
57	7.6	0.0	14.4

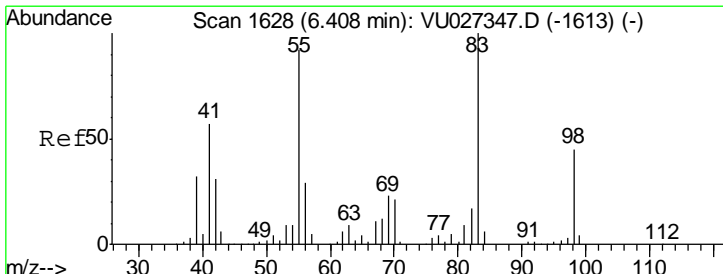
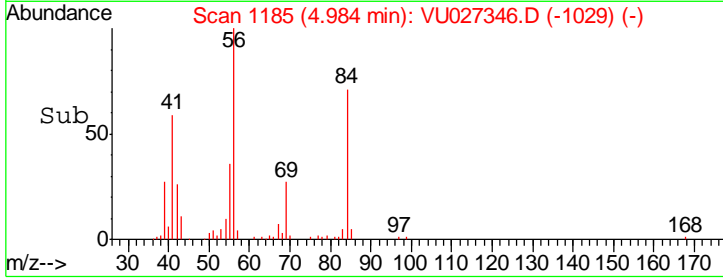
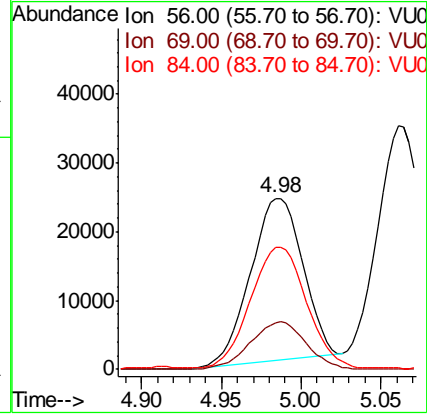
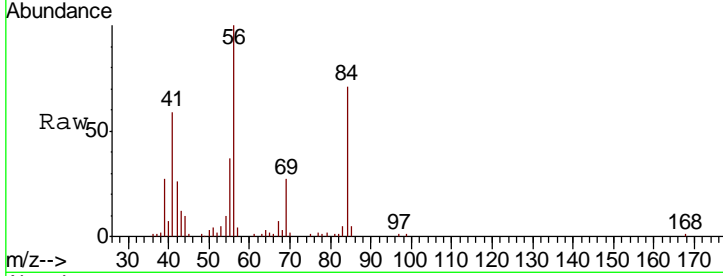




#19
 Cyclohexane
 Concen: 6.092 ug/l
 RT: 4.98 min Scan# 1185
 Delta R.T. 0.00 min
 Lab File: VU027346.D
 Acq: 02 Oct 2018 16:33

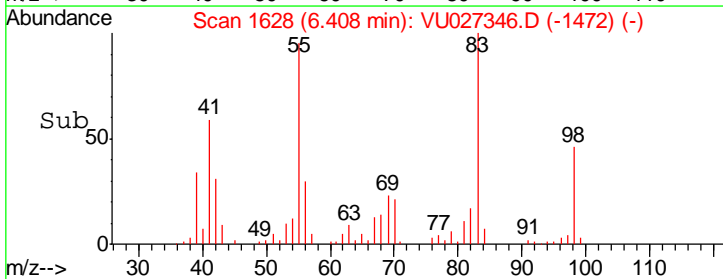
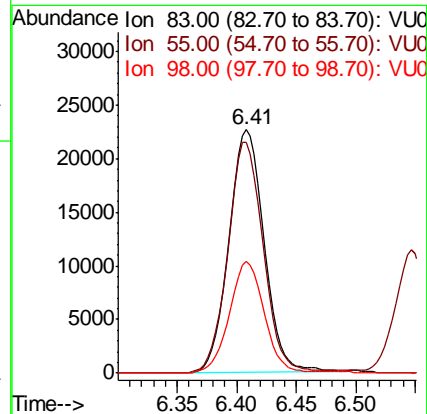
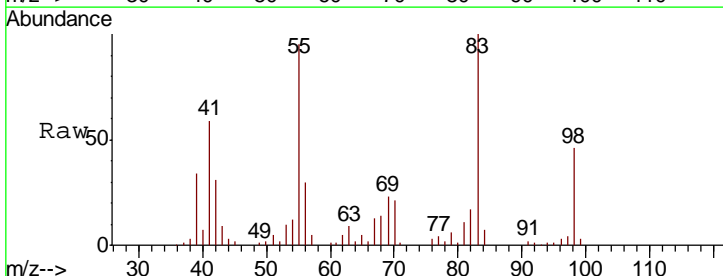
Instrument :
 BNA_G
 ClientSampled :
 VSTDIC005

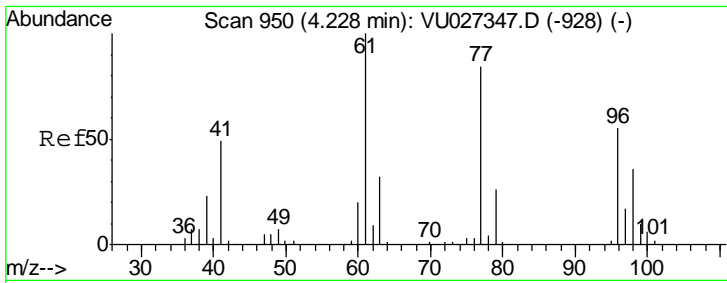
Tgt Ion	Resp	Lower	Upper
56	53521		
69	31.2	24.9	37.3
84	79.6	63.0	94.6



#20
 Methylcyclohexane
 Concen: 4.879 ug/l
 RT: 6.41 min Scan# 1628
 Delta R.T. 0.00 min
 Lab File: VU027346.D
 Acq: 02 Oct 2018 16:33

Tgt Ion	Resp	Lower	Upper
83	46392		
55	93.4	71.6	107.4
98	44.9	35.8	53.6

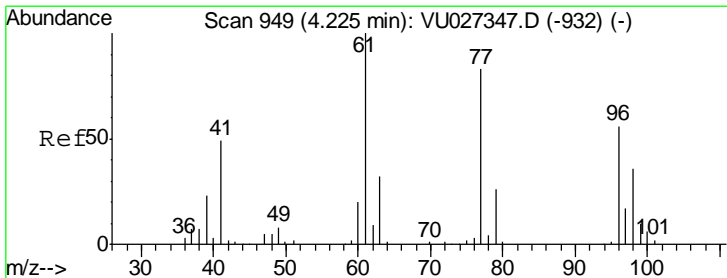
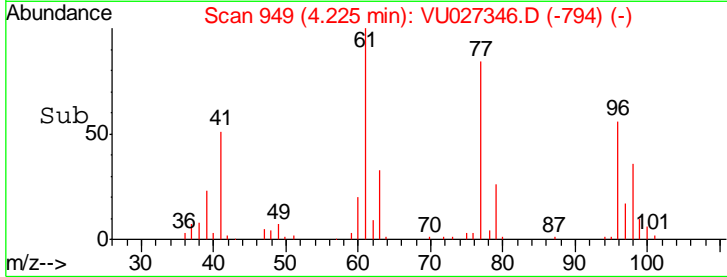
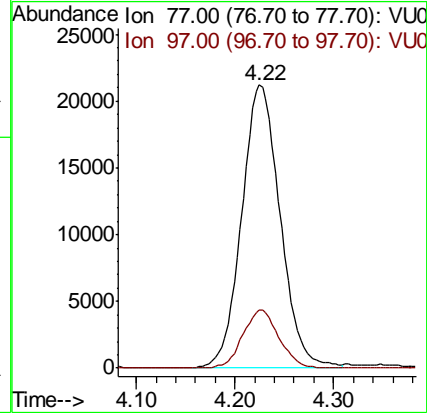
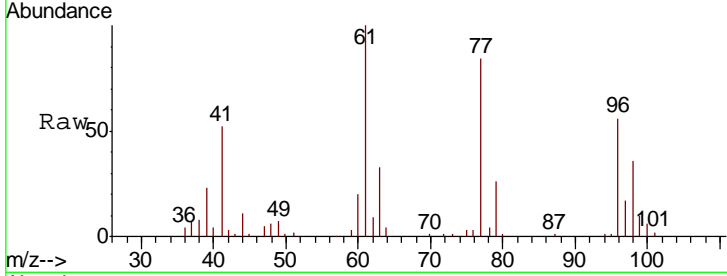




#21
 2,2-Dichloropropane
 Concen: 7.167 ug/l
 RT: 4.22 min Scan# 949
 Delta R.T. -0.00 min
 Lab File: VU027346.D
 Acq: 02 Oct 2018 16:33

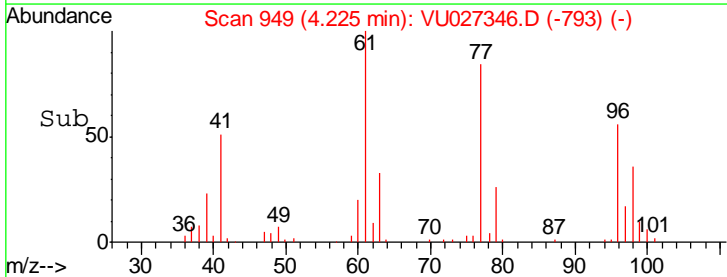
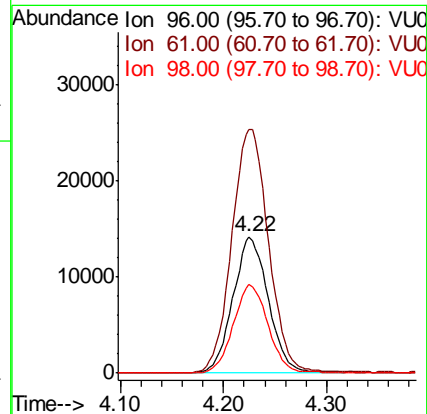
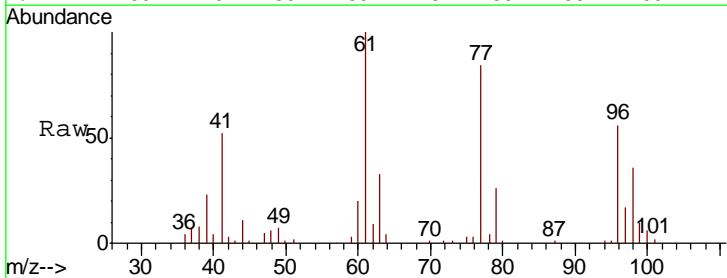
Instrument :
 BNA_G
 ClientSampled :
 VSTDIC005

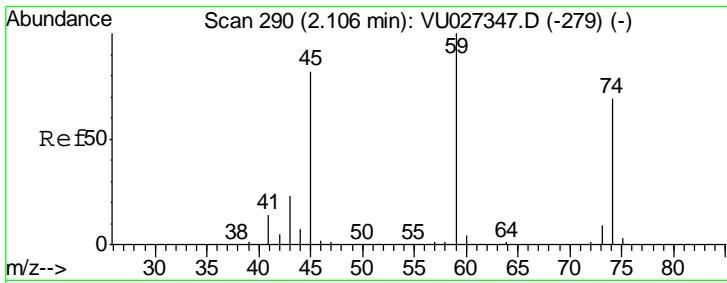
Tgt Ion: 77 Resp: 57371
 Ion Ratio Lower Upper
 77 100
 97 19.3 16.0 24.0



#22
 cis-1,2-Dichloroethene
 Concen: 5.501 ug/l
 RT: 4.22 min Scan# 949
 Delta R.T. 0.00 min
 Lab File: VU027346.D
 Acq: 02 Oct 2018 16:33

Tgt Ion: 96 Resp: 33995
 Ion Ratio Lower Upper
 96 100
 61 184.6 0.0 461.8
 98 63.4 32.5 97.4

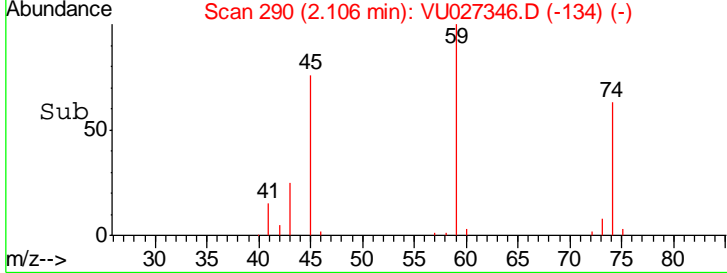
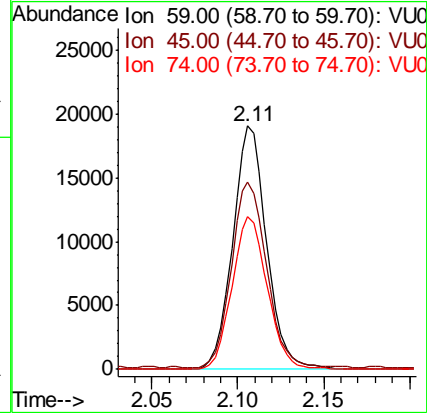
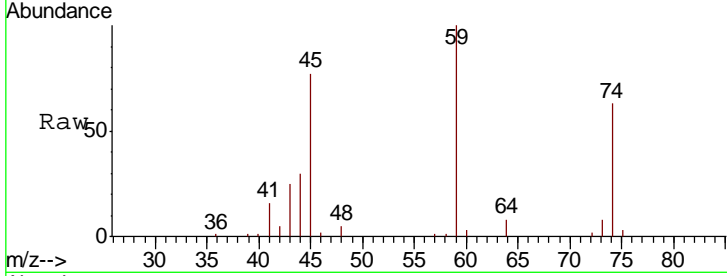




#23
 Diethyl Ether
 Concen: 6.392 ug/l
 RT: 2.11 min Scan# 290
 Delta R.T. 0.00 min
 Lab File: VU027346.D
 Acq: 02 Oct 2018 16:33

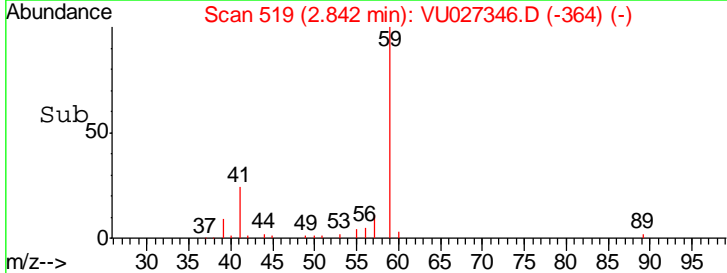
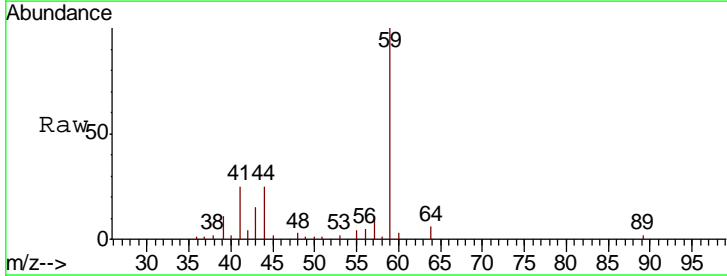
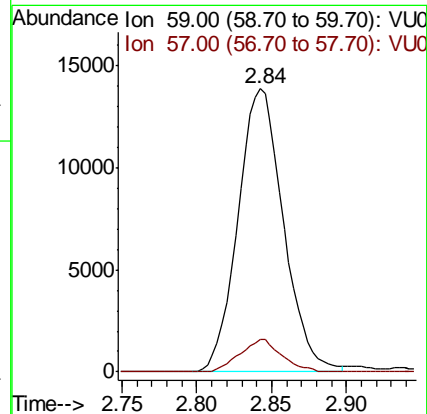
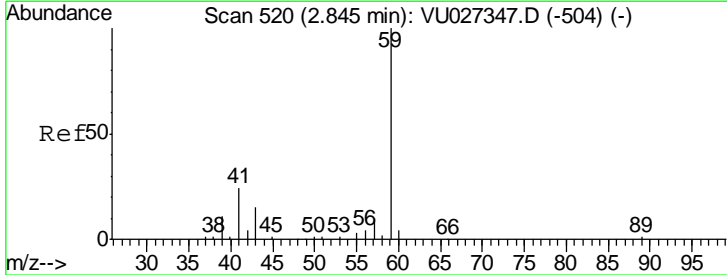
Instrument :
 BNA_G
ClientSampled :
 VSTDIC005

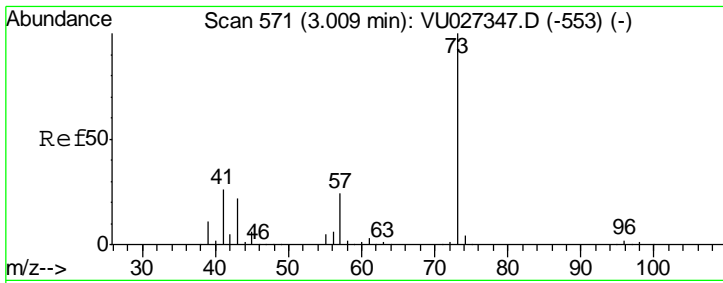
Tgt Ion	Resp	Lower	Upper
59	26116		
Ion Ratio			
59	100		
45	79.8	65.2	97.8
74	65.2	54.2	81.4



#24
 tert-Butyl Alcohol
 Concen: 59.564 ug/l
 RT: 2.84 min Scan# 519
 Delta R.T. -0.00 min
 Lab File: VU027346.D
 Acq: 02 Oct 2018 16:33

Tgt Ion	Resp	Lower	Upper
59	29327		
Ion Ratio			
59	100		
57	10.5	8.2	12.2

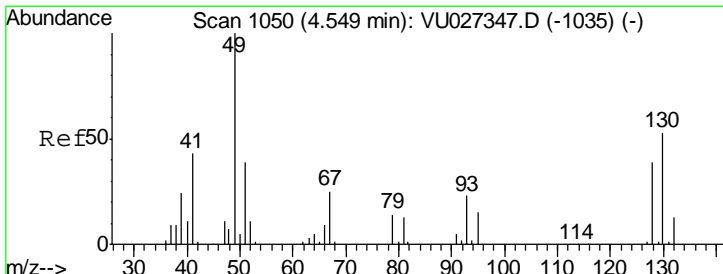
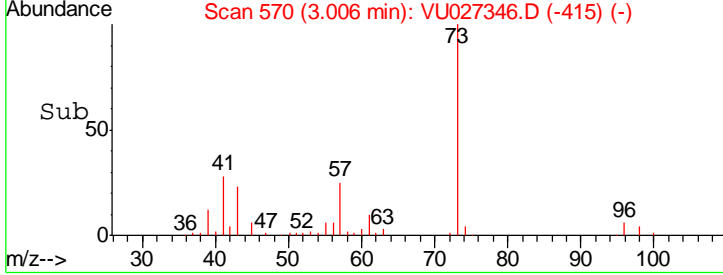
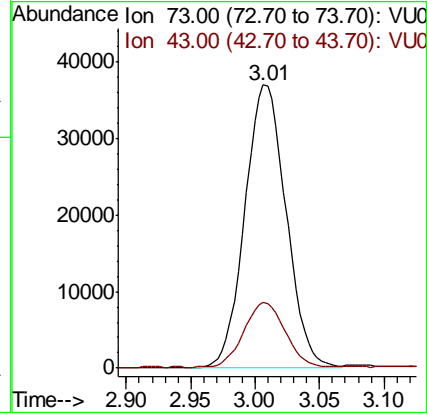
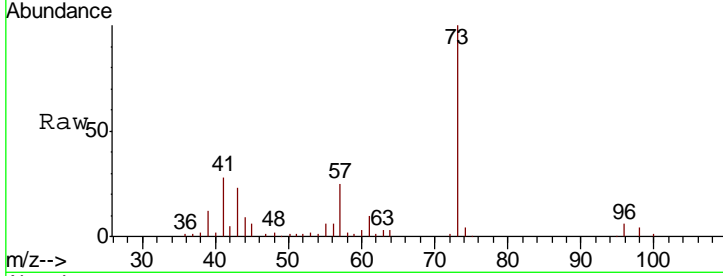




#25
 Methyl tert-Butyl Ether
 Concen: 6.447 ug/l
 RT: 3.01 min Scan# 570
 Delta R.T. -0.00 min
 Lab File: VU027346.D
 Acq: 02 Oct 2018 16:33

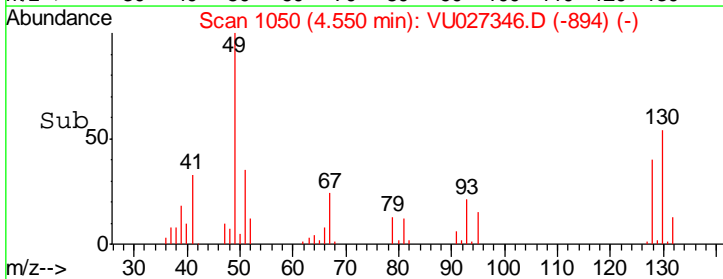
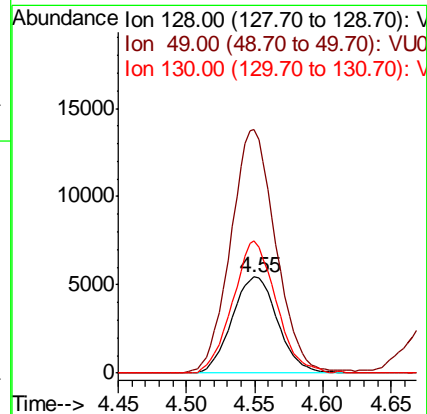
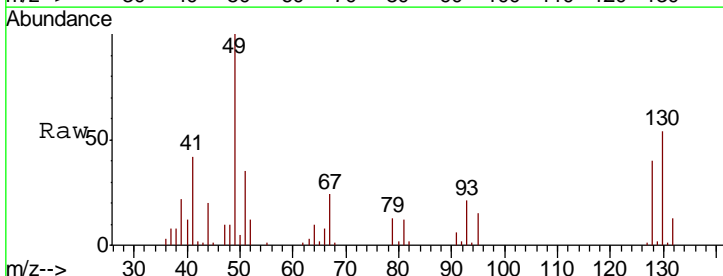
Instrument :
 BNA_G
 ClientSampleId :
 VSTDIC005

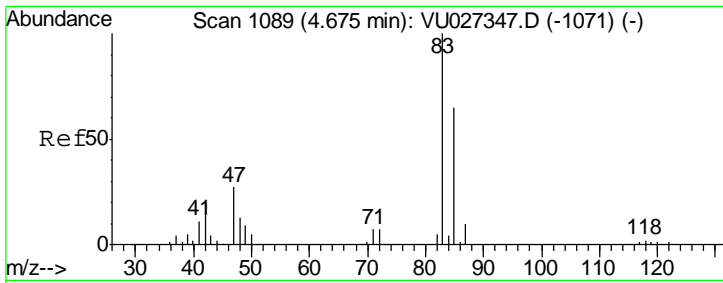
Tgt Ion	Resp	Lower	Upper
73	82622		
43	23.0	17.6	26.4



#26
 Bromochloromethane
 Concen: 4.849 ug/l
 RT: 4.55 min Scan# 1050
 Delta R.T. 0.00 min
 Lab File: VU027346.D
 Acq: 02 Oct 2018 16:33

Tgt Ion	Resp	Lower	Upper
128	12674		
49	249.2	0.0	498.8
130	130.1	103.8	155.8

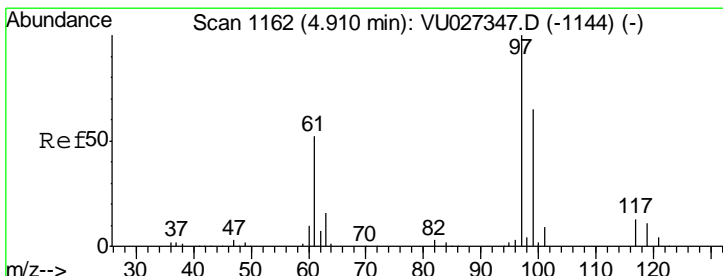
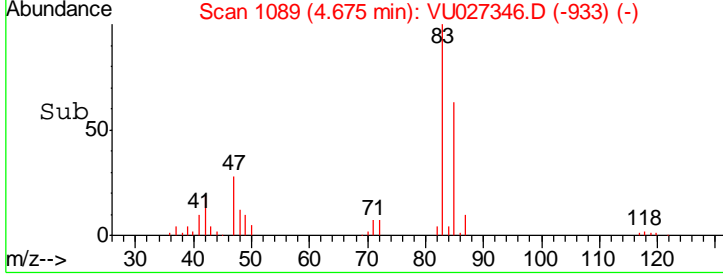
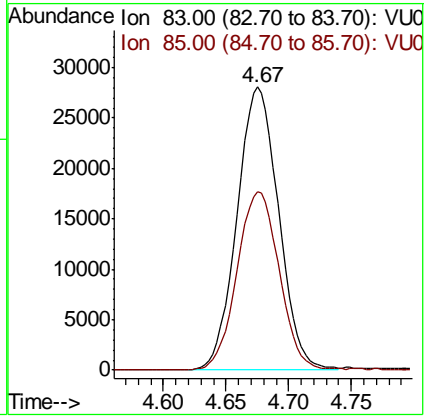
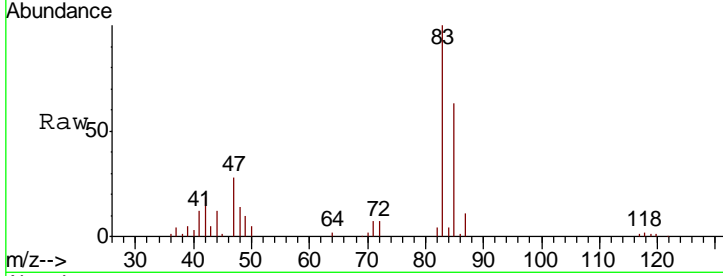




#27
 Chloroform
 Concen: 5.992 ug/l
 RT: 4.67 min Scan# 1089
 Delta R.T. 0.00 min
 Lab File: VU027346.D
 Acq: 02 Oct 2018 16:33

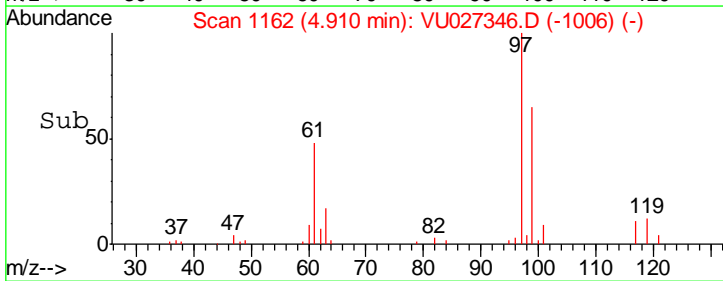
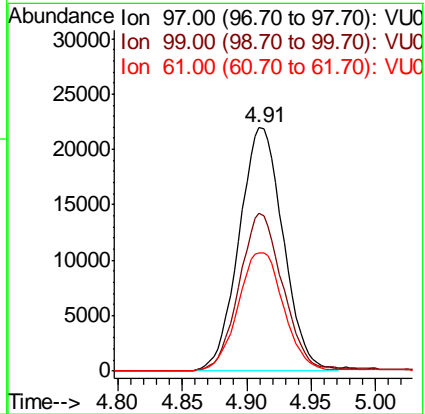
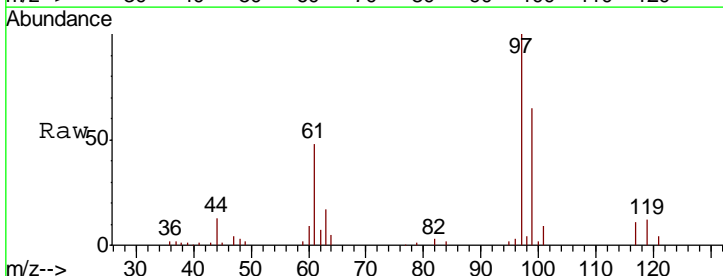
Instrument :
 BNA_G
 ClientSampleId :
 VSTDIC005

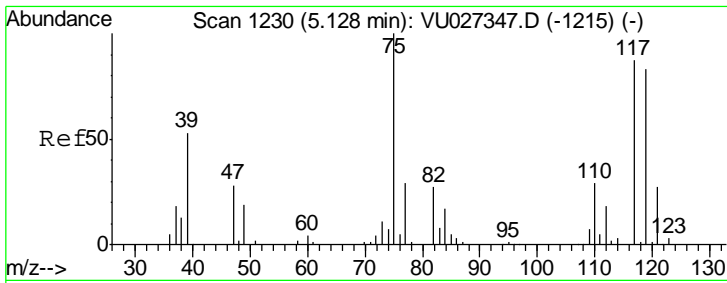
Tgt Ion	Resp	Lower	Upper
83	100		
85	63.1	0.0	129.4



#28
 1,1,1-Trichloroethane
 Concen: 6.188 ug/l
 RT: 4.91 min Scan# 1162
 Delta R.T. 0.00 min
 Lab File: VU027346.D
 Acq: 02 Oct 2018 16:33

Tgt Ion	Resp	Lower	Upper
97	100		
99	64.3	31.9	95.9
61	50.5	25.7	77.1

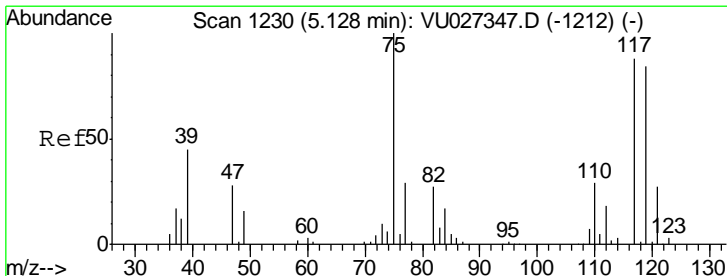
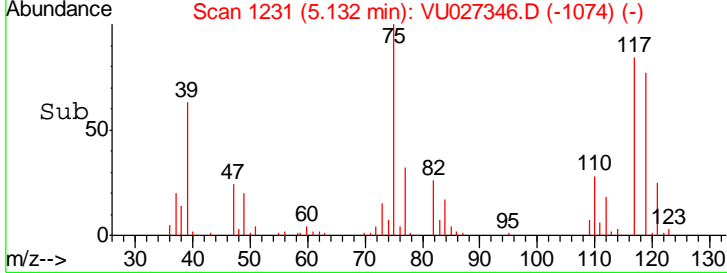
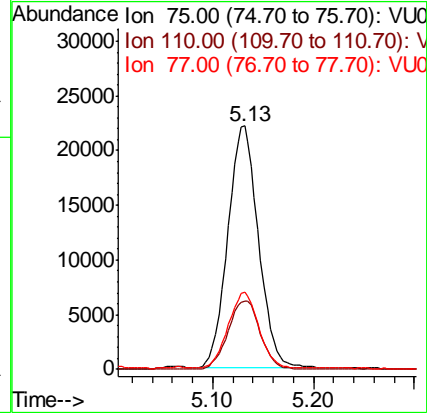
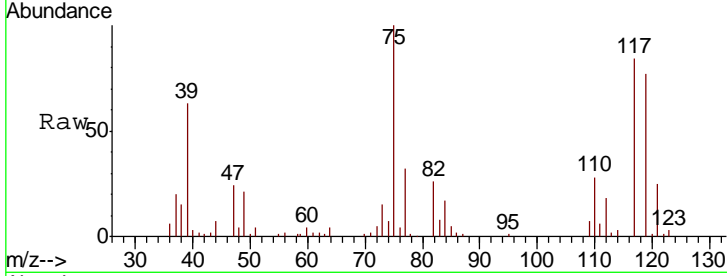




#29
 1,1-Dichloropropene
 Concen: 5.680 ug/l
 RT: 5.13 min Scan# 1231
 Delta R.T. 0.00 min
 Lab File: VU027346.D
 Acq: 02 Oct 2018 16:33

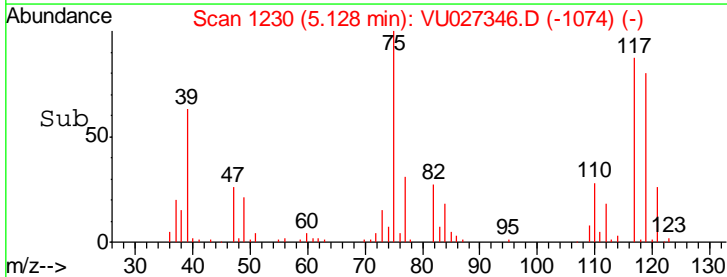
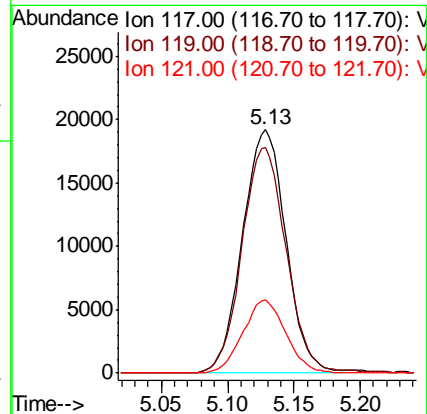
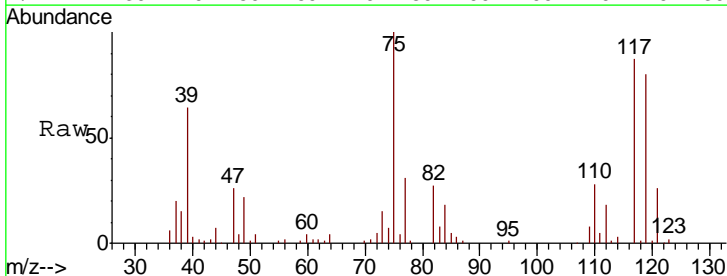
Instrument :
 BNA_G
 ClientSampleId :
 VSTDIC005

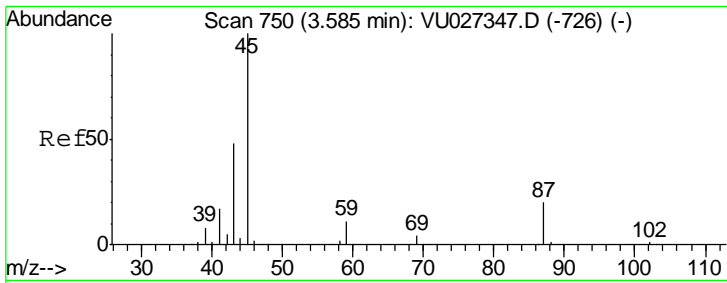
Tgt Ion	Resp	Lower	Upper
75	46769		
110	29.5	15.0	45.0
77	30.7	24.2	36.2



#30
 Carbon Tetrachloride
 Concen: 6.248 ug/l
 RT: 5.13 min Scan# 1230
 Delta R.T. 0.00 min
 Lab File: VU027346.D
 Acq: 02 Oct 2018 16:33

Tgt Ion	Resp	Lower	Upper
117	43919		
119	92.9	75.9	113.9
121	30.0	24.6	37.0

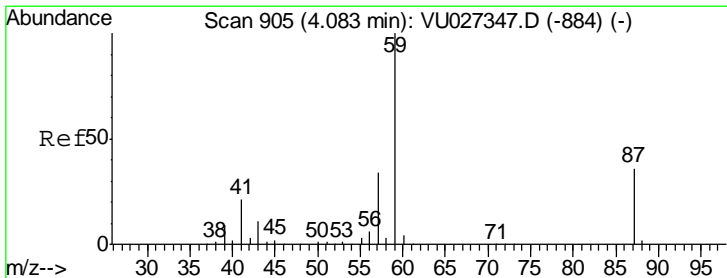
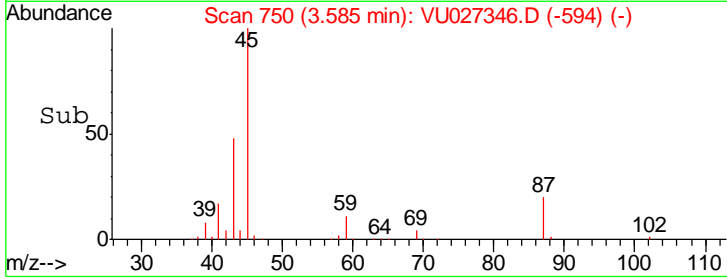
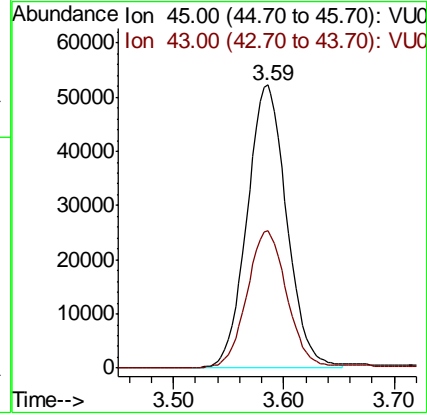
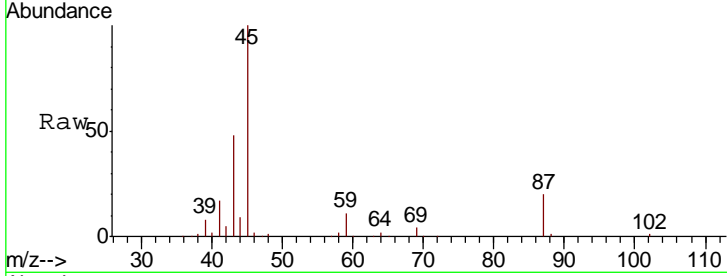




#31
 Isopropyl Ether
 Concen: 6.923 ug/l
 RT: 3.59 min Scan# 750
 Delta R.T. 0.00 min
 Lab File: VU027346.D
 Acq: 02 Oct 2018 16:33

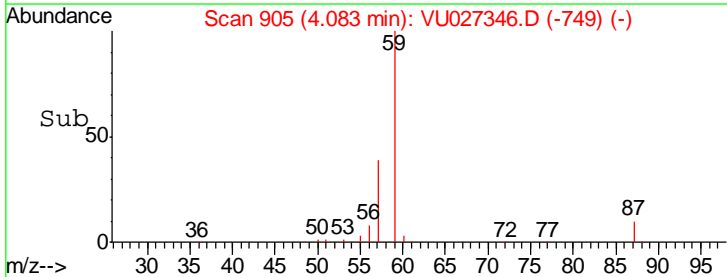
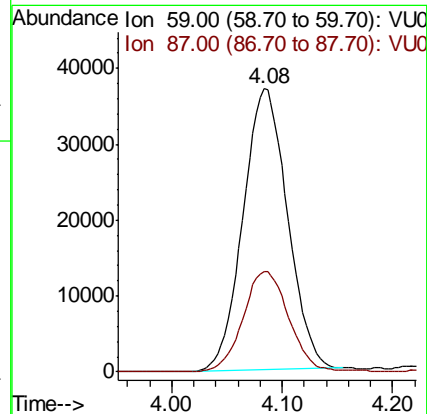
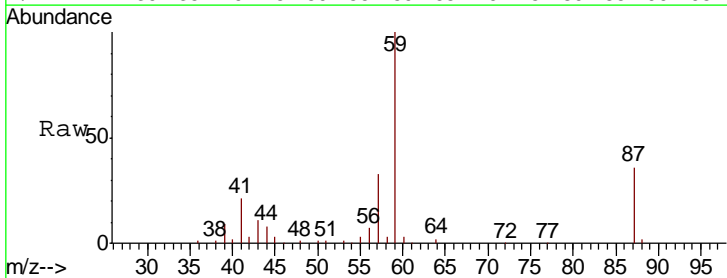
Instrument :
 BNA_G
 ClientSampleId :
 VSTDIC005

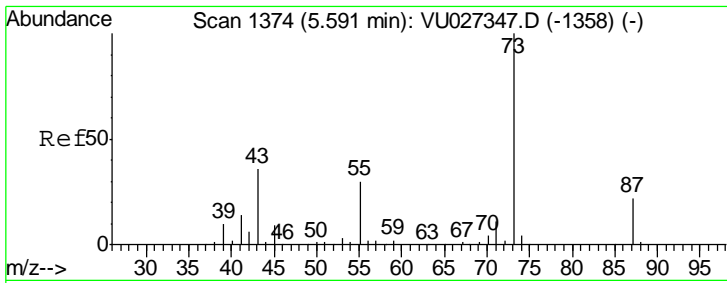
Tgt Ion: 45 Resp: 130183
 Ion Ratio Lower Upper
 45 100
 43 48.5 24.1 72.3



#32
 Ethyl-t-butyl ether
 Concen: 6.498 ug/l
 RT: 4.08 min Scan# 905
 Delta R.T. 0.00 min
 Lab File: VU027346.D
 Acq: 02 Oct 2018 16:33

Tgt Ion: 59 Resp: 103509
 Ion Ratio Lower Upper
 59 100
 87 36.1 28.6 42.8

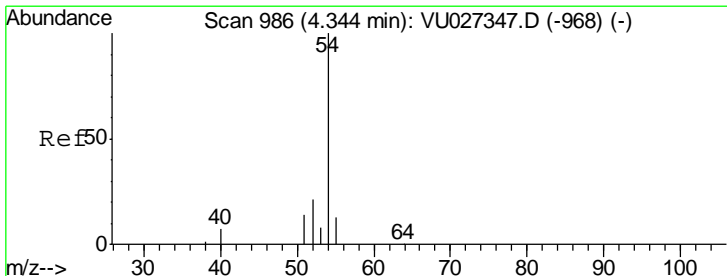
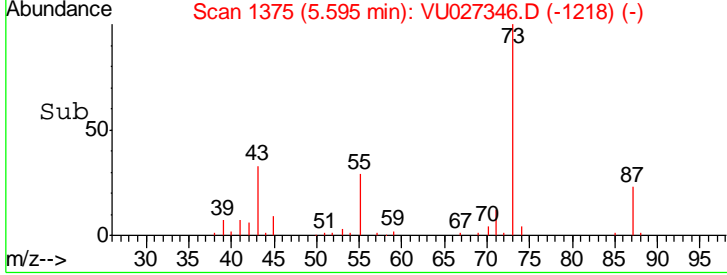
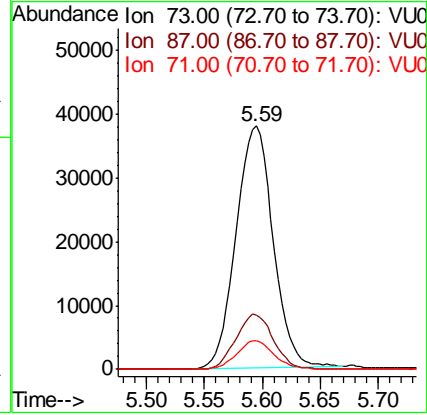
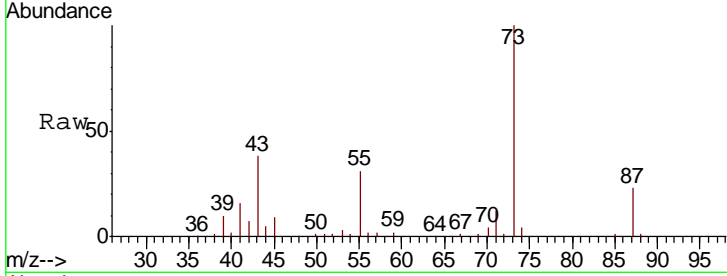




#33
 Tert-Amyl methyl ether
 Concen: 6.472 ug/l
 RT: 5.59 min Scan# 1375
 Delta R.T. 0.00 min
 Lab File: VU027346.D
 Acq: 02 Oct 2018 16:33

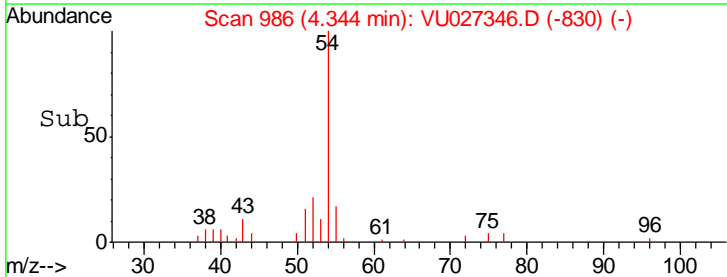
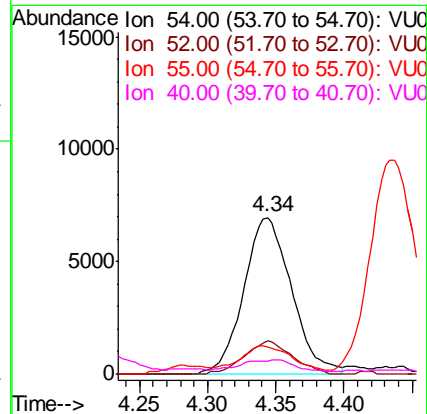
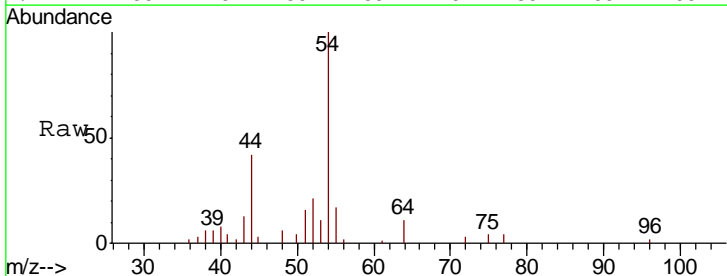
Instrument :
 BNA_G
 ClientSampleID :
 VSTDIC005

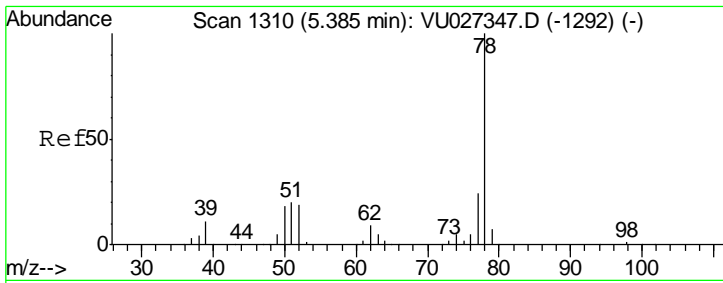
Tgt Ion	Resp	Lower	Upper
73	84272		
87	22.7	18.1	27.1
71	12.0	9.2	13.8



#34
 Propionitrile
 Concen: 33.207 ug/l
 RT: 4.34 min Scan# 986
 Delta R.T. 0.00 min
 Lab File: VU027346.D
 Acq: 02 Oct 2018 16:33

Tgt Ion	Resp	Lower	Upper
54	16947		
52	21.0	16.9	25.3
55	18.9	13.9	20.9
40	3.1	5.4	8.0#

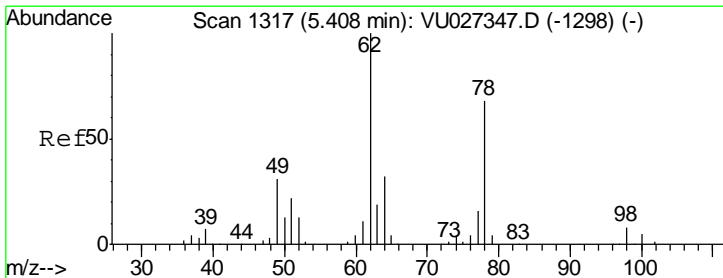
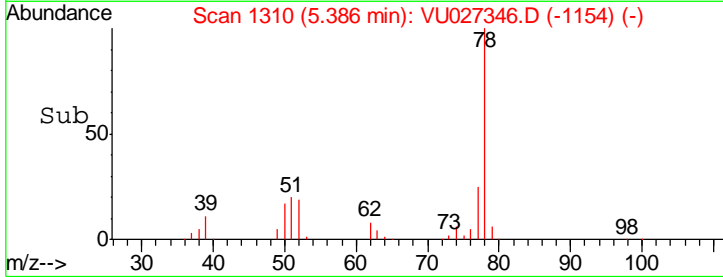
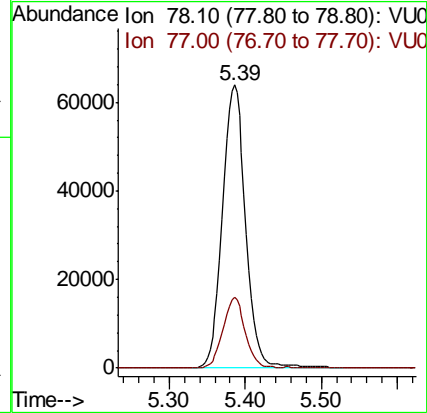
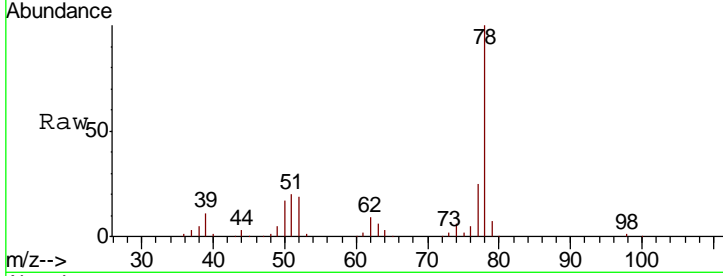




#35
Benzene
Concen: 5.679 ug/l
RT: 5.39 min Scan# 1310
Delta R.T. 0.00 min
Lab File: VU027346.D
Acq: 02 Oct 2018 16:33

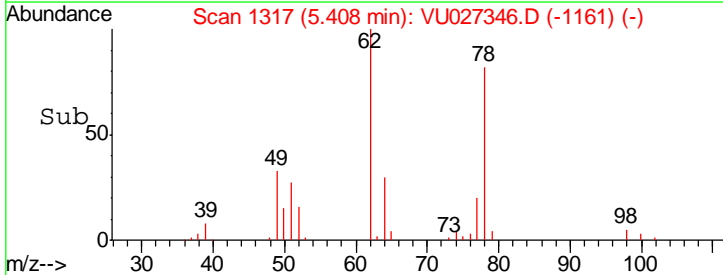
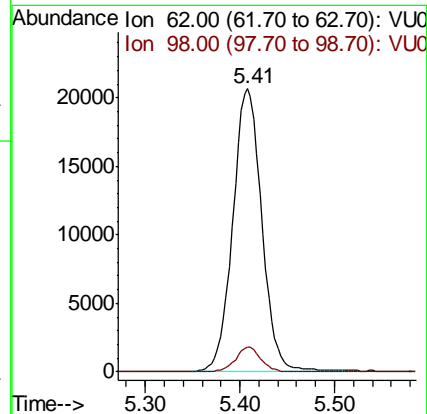
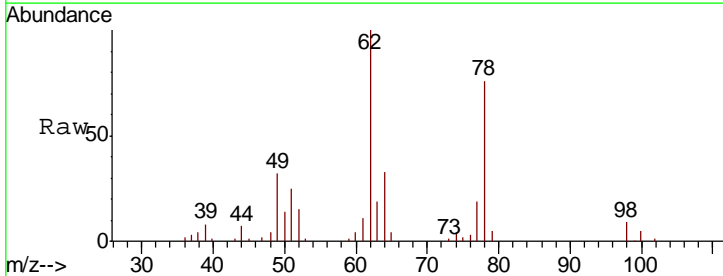
Instrument :
BNA_G
ClientSampled :
VSTDIC005

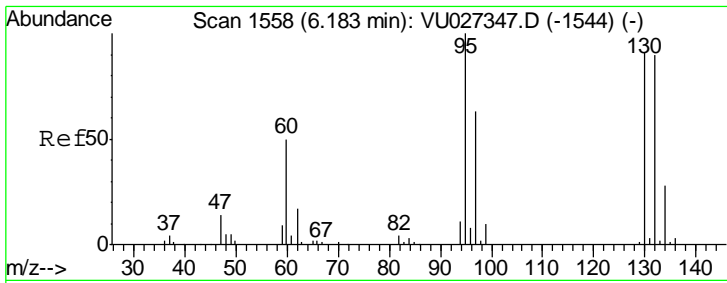
Tgt Ion: 78 Resp: 135768
Ion Ratio Lower Upper
78 100
77 24.8 19.5 29.3



#36
1,2-Dichloroethane
Concen: 6.407 ug/l
RT: 5.41 min Scan# 1317
Delta R.T. 0.00 min
Lab File: VU027346.D
Acq: 02 Oct 2018 16:33

Tgt Ion: 62 Resp: 44159
Ion Ratio Lower Upper
62 100
98 7.5 6.2 9.2

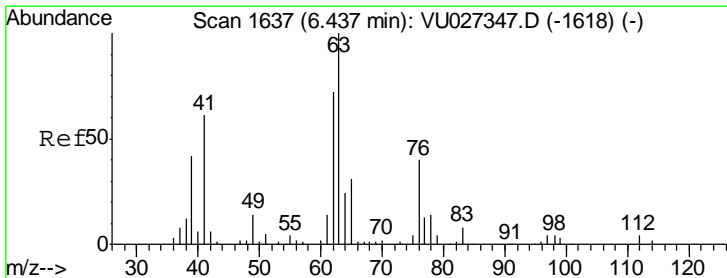
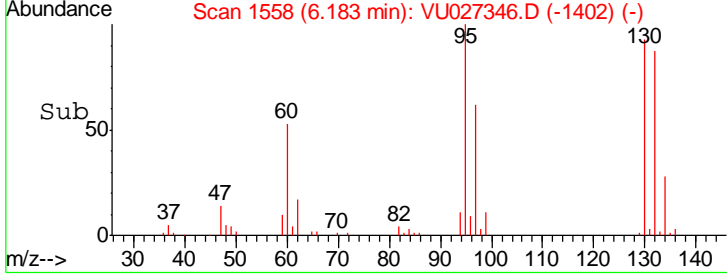
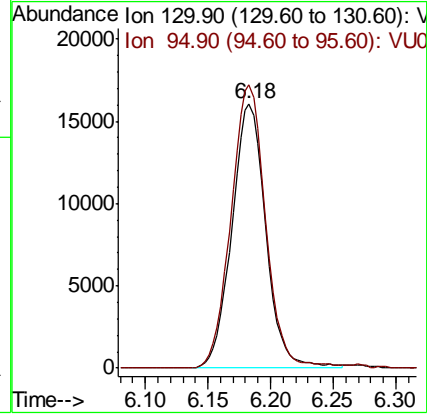
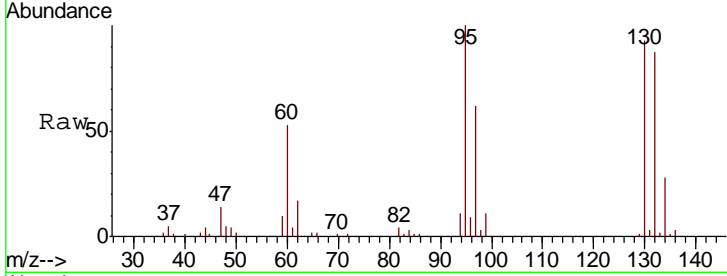




#37
 Trichloroethene
 Concen: 4.786 ug/l
 RT: 6.18 min Scan# 1558
 Delta R.T. 0.00 min
 Lab File: VU027346.D
 Acq: 02 Oct 2018 16:33

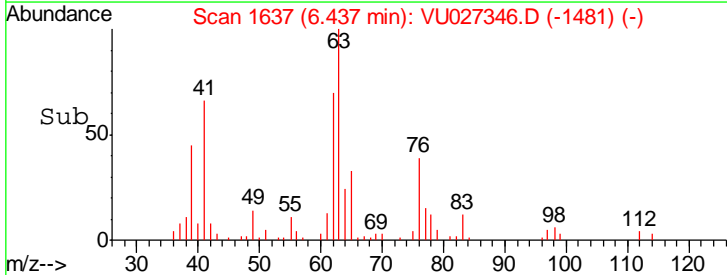
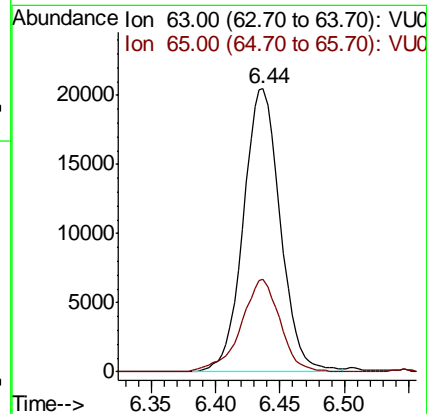
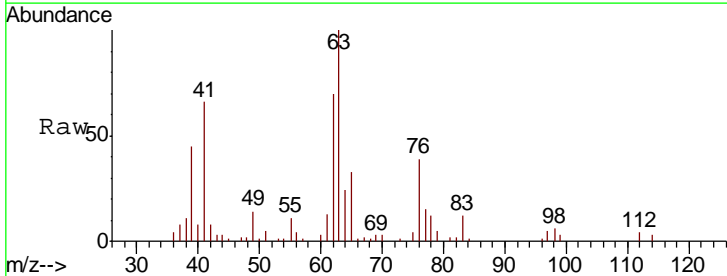
Instrument :
 BNA_G
 ClientSampled :
 VSTDIC005

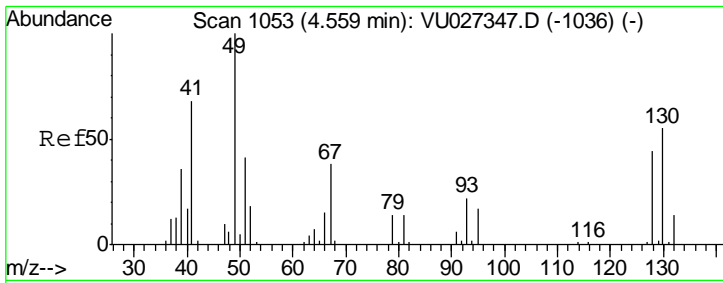
Tgt Ion: 130 Resp: 30230
 Ion Ratio Lower Upper
 130 100
 95 107.1 87.6 131.4



#38
 1,2-Dichloropropane
 Concen: 6.432 ug/l
 RT: 6.44 min Scan# 1637
 Delta R.T. 0.00 min
 Lab File: VU027346.D
 Acq: 02 Oct 2018 16:33

Tgt Ion: 63 Resp: 40923
 Ion Ratio Lower Upper
 63 100
 65 32.6 24.9 37.3

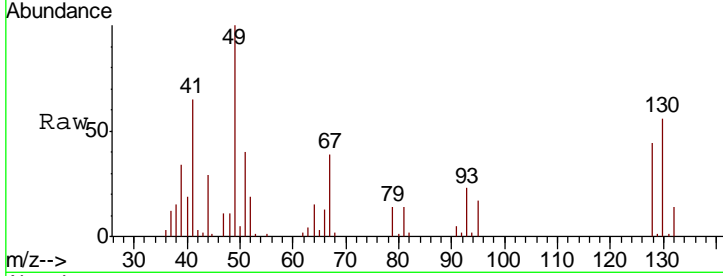




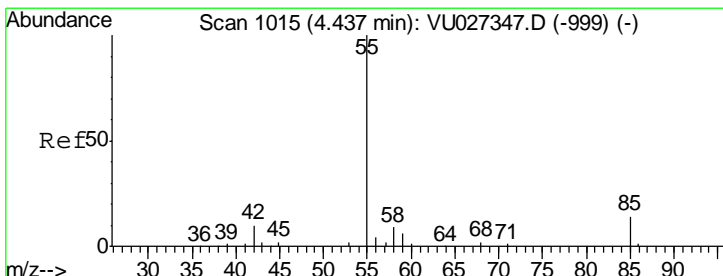
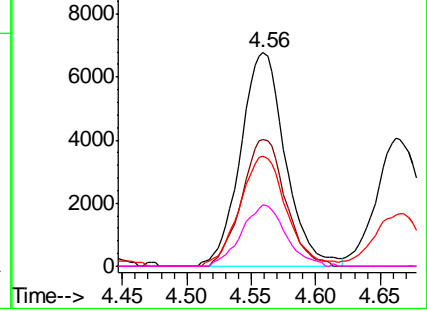
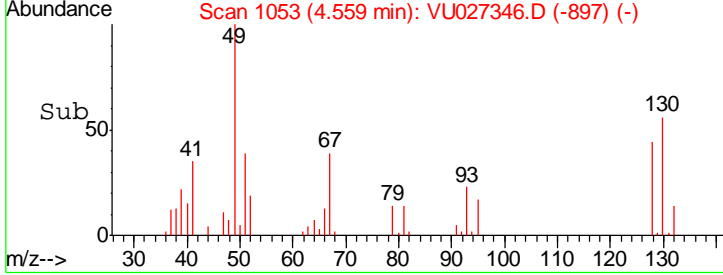
#39
 Methacrylonitrile
 Concen: 7.229 ug/l
 RT: 4.56 min Scan# 1053
 Delta R.T. 0.00 min
 Lab File: VU027346.D
 Acq: 02 Oct 2018 16:33

Instrument :
 BNA_G
 ClientSampleId :
 VSTDIC005

Tgt Ion	Resp	Lower	Upper
41	100		
67	58.1	46.2	69.2
39	53.7	43.8	65.6
52	28.1	21.5	32.3

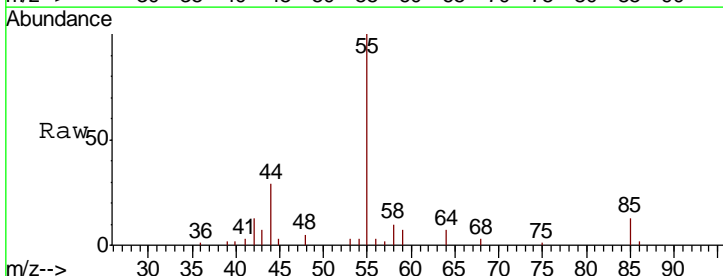


Abundance Ion 41.00 (40.70 to 41.70): VUC
 Ion 67.00 (66.70 to 67.70): VUC
 Ion 39.00 (38.70 to 39.70): VUC
 Ion 52.00 (51.70 to 52.70): VUC

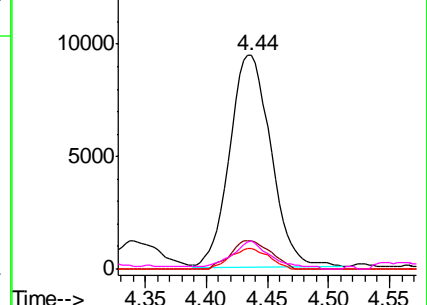
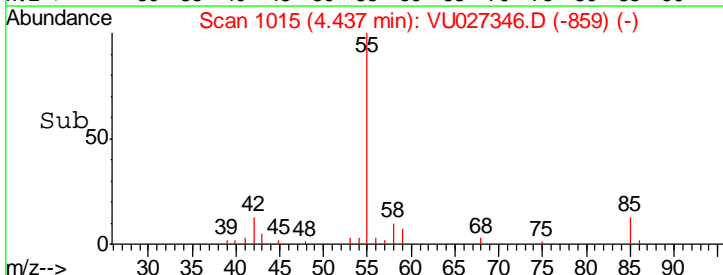


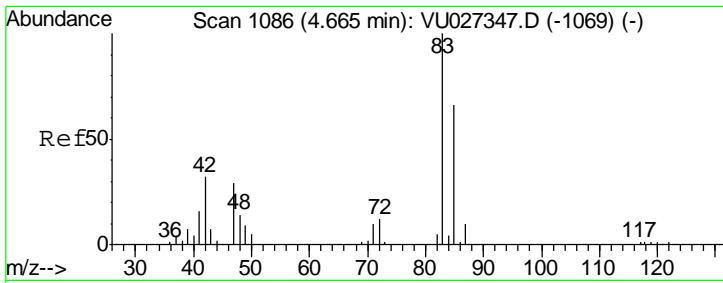
#40
 Methyl acrylate
 Concen: 6.894 ug/l
 RT: 4.44 min Scan# 1015
 Delta R.T. 0.00 min
 Lab File: VU027346.D
 Acq: 02 Oct 2018 16:33

Tgt Ion	Resp	Lower	Upper
55	100		
85	12.8	11.8	17.8
58	9.1	7.3	10.9
42	13.1	8.6	13.0#



Abundance Ion 55.00 (54.70 to 55.70): VUC
 Ion 85.00 (84.70 to 85.70): VUC
 Ion 58.00 (57.70 to 58.70): VUC
 Ion 42.00 (41.70 to 42.70): VUC

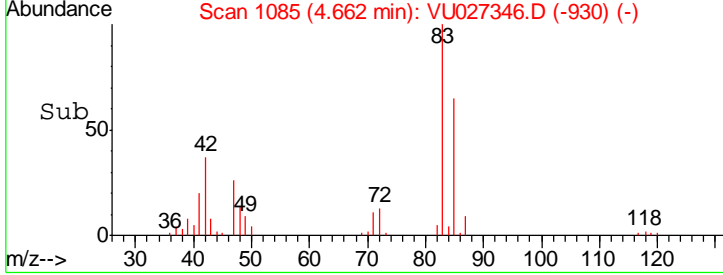
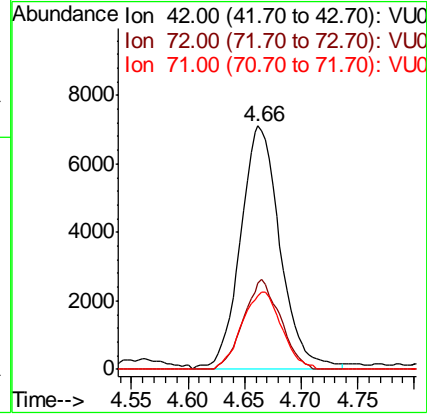
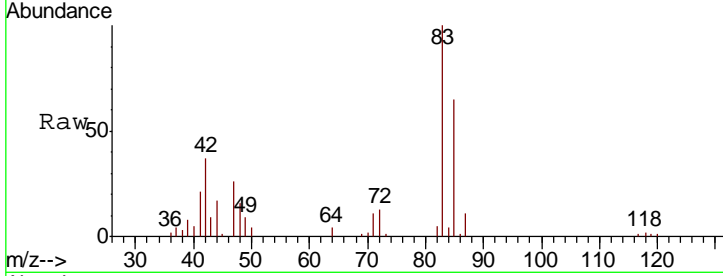




#41
 Tetrahydrofuran
 Concen: 13.976 ug/l
 RT: 4.66 min Scan# 1085
 Delta R.T. -0.00 min
 Lab File: VU027346.D
 Acq: 02 Oct 2018 16:33

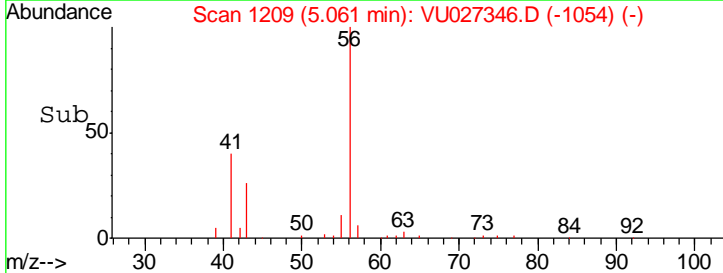
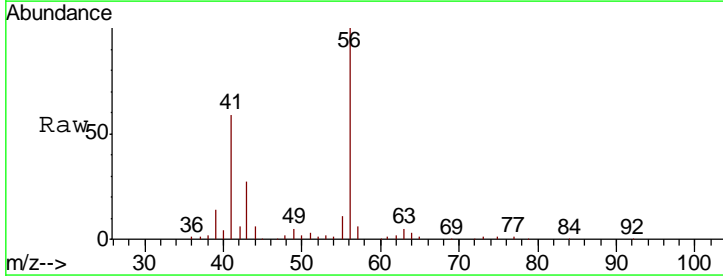
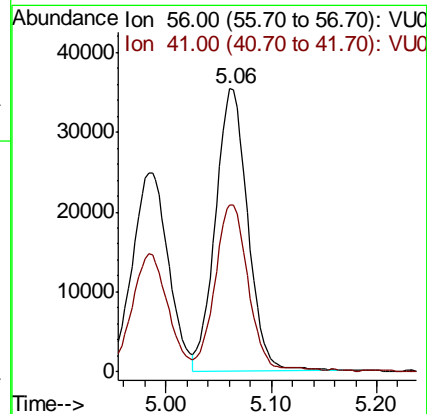
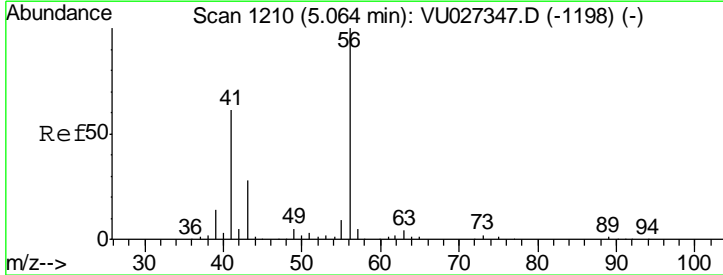
Instrument :
 BNA_G
 ClientSampleId :
 VSTDIC005

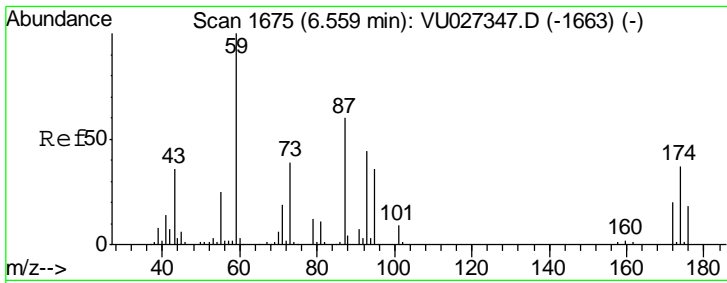
Tgt Ion	Resp	Lower	Upper
42	100		
72	34.2	29.2	43.8
71	31.6	25.8	38.8



#42
 1-Chlorobutane
 Concen: 6.195 ug/l
 RT: 5.06 min Scan# 1209
 Delta R.T. -0.00 min
 Lab File: VU027346.D
 Acq: 02 Oct 2018 16:33

Tgt Ion	Resp	Lower	Upper
56	100		
41	58.2	28.7	86.3

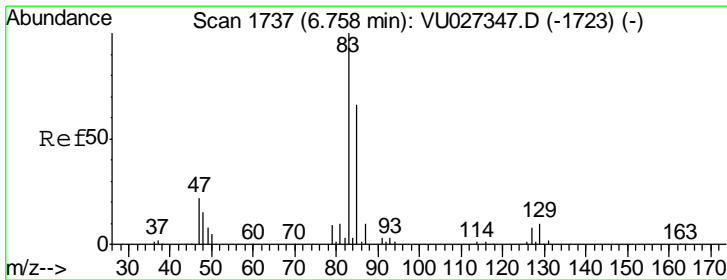
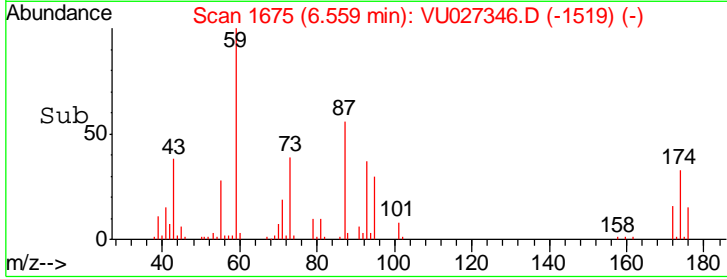
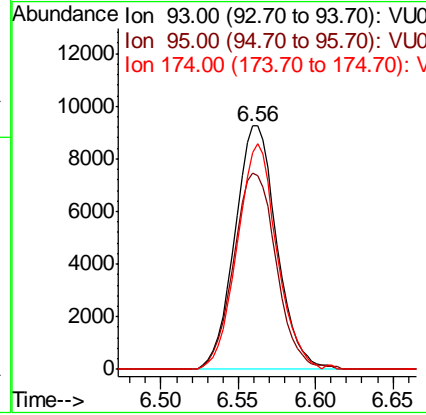
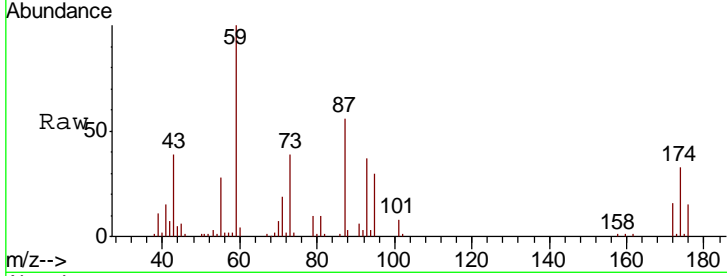




#43
 Dibromomethane
 Concen: 6.092 ug/l
 RT: 6.56 min Scan# 1675
 Delta R.T. 0.00 min
 Lab File: VU027346.D
 Acq: 02 Oct 2018 16:33

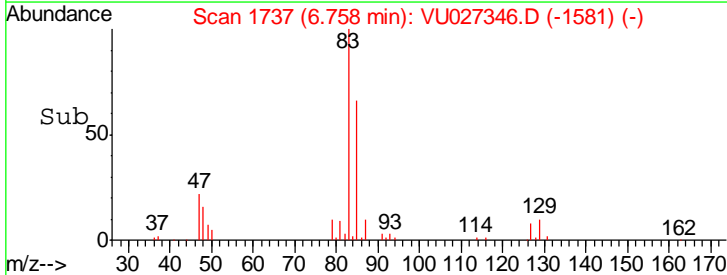
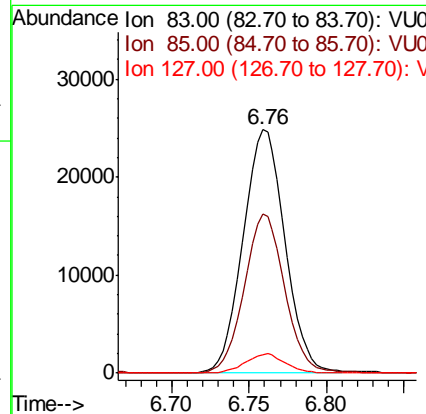
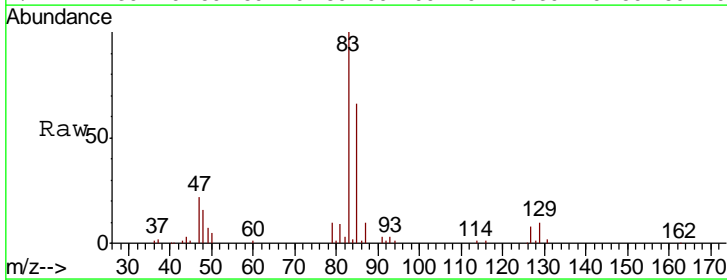
Instrument :
 BNA_G
 ClientSampleId :
 VSTDIC005

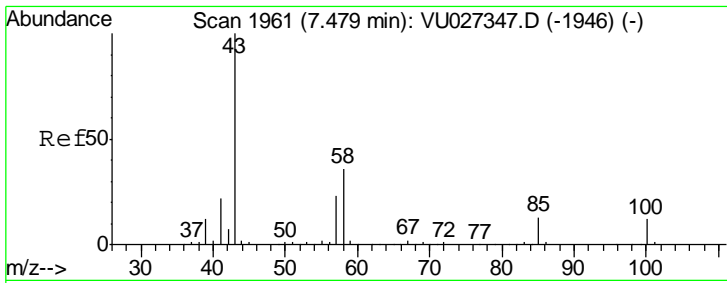
Tgt Ion	Resp	Lower	Upper
93	17394		
93	100		
95	82.3	64.7	97.1
174	87.7	68.2	102.4



#44
 Bromodichloromethane
 Concen: 6.724 ug/l
 RT: 6.76 min Scan# 1737
 Delta R.T. 0.00 min
 Lab File: VU027346.D
 Acq: 02 Oct 2018 16:33

Tgt Ion	Resp	Lower	Upper
83	46763		
83	100		
85	65.5	52.6	79.0
127	7.8	6.2	9.2

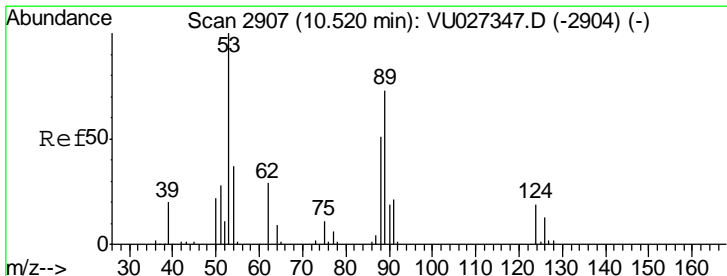
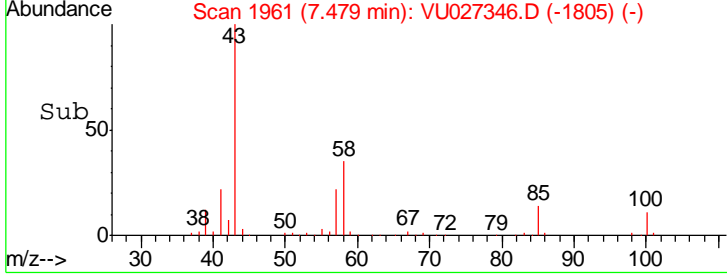
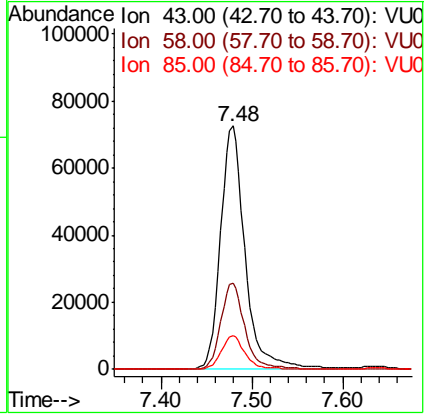
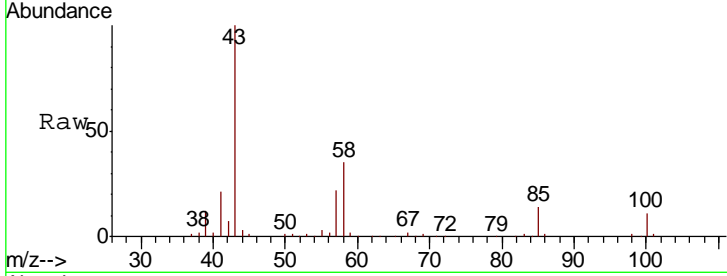




#45
 4-Methyl-2-Pentanone
 Concen: 32.972 ug/l
 RT: 7.48 min Scan# 1961
 Delta R.T. 0.00 min
 Lab File: VU027346.D
 Acq: 02 Oct 2018 16:33

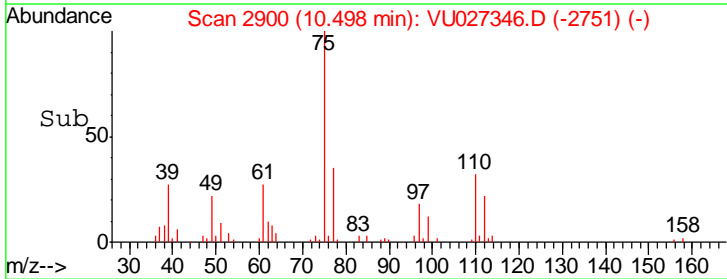
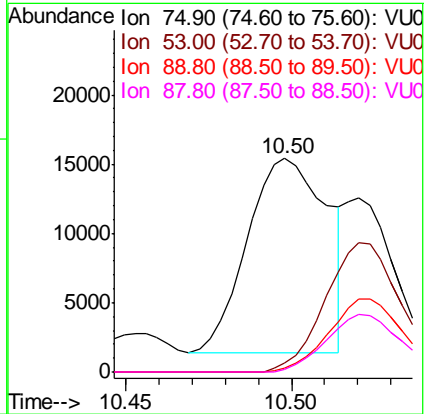
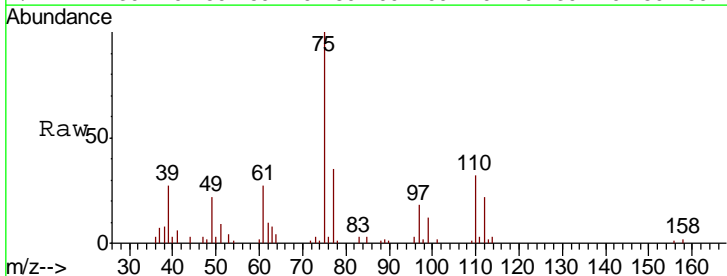
Instrument :
 BNA_G
 ClientSampleId :
 VSTDIC005

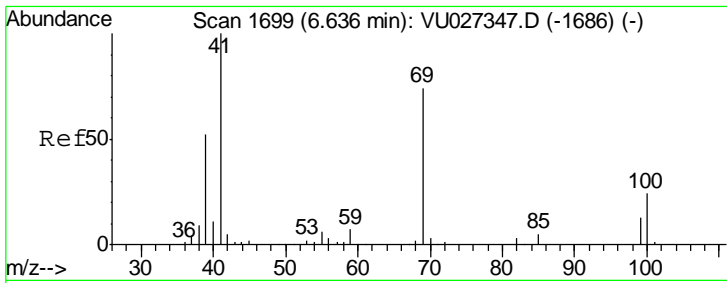
Tgt Ion	Resp	Lower	Upper
43	134850		
58	35.1	17.9	53.8
85	13.3	10.6	16.0



#46
 t-1,4-Dichloro-2-butene
 Concen: 21.895 ug/l
 RT: 10.50 min Scan# 2900
 Delta R.T. -0.02 min
 Lab File: VU027346.D
 Acq: 02 Oct 2018 16:33

Tgt Ion	Resp	Lower	Upper
75	23572		
53	62.3	75.7	113.5#
89	34.3	42.6	64.0#
88	27.3	33.9	50.9#



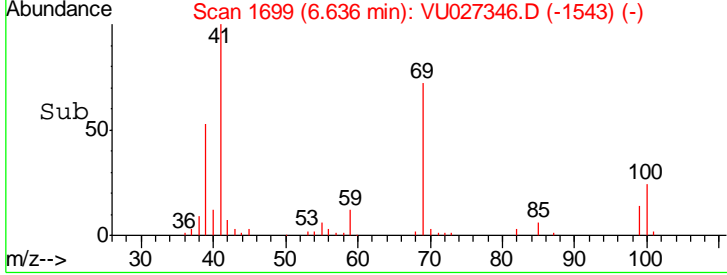
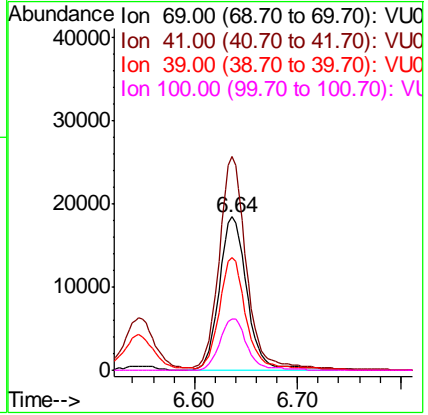
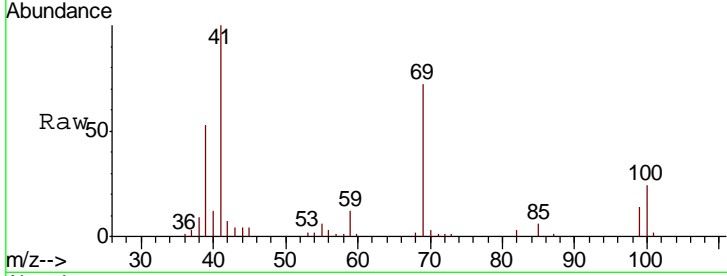


#47

Methyl methacrylate
 Concen: 12.219 ug/l
 RT: 6.64 min Scan# 1699
 Delta R.T. 0.00 min
 Lab File: VU027346.D
 Acq: 02 Oct 2018 16:33

Instrument :
 BNA_G
 ClientSampled :
 VSTDIC005

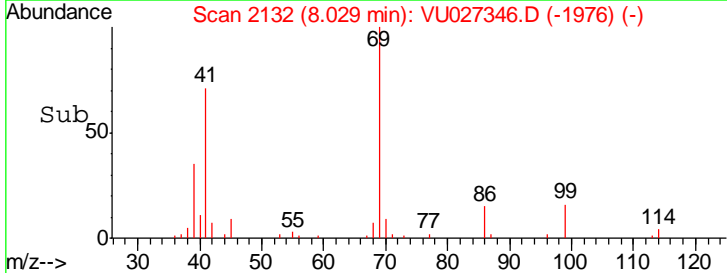
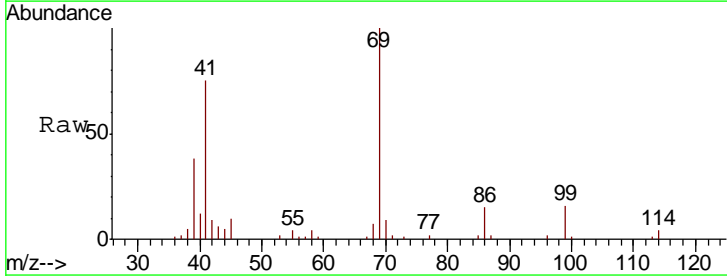
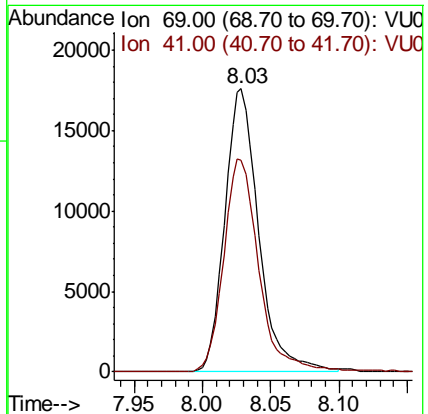
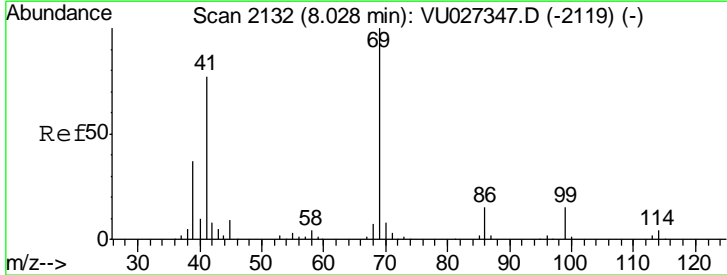
Tgt Ion	Resp	Lower	Upper
69	34718		
41	135.1	0.0	272.2
39	72.0	56.4	84.6
100	32.5	26.5	39.7

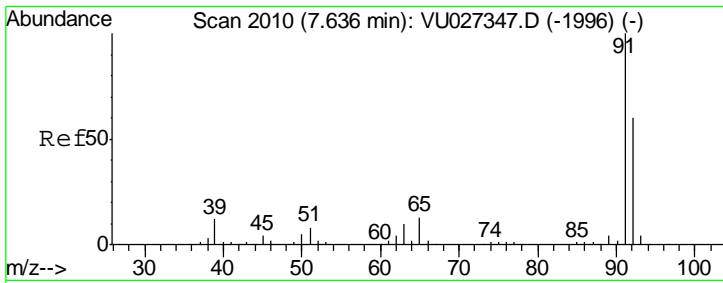


#48

Ethyl methacrylate
 Concen: 5.791 ug/l
 RT: 8.03 min Scan# 2132
 Delta R.T. 0.00 min
 Lab File: VU027346.D
 Acq: 02 Oct 2018 16:33

Tgt Ion	Resp	Lower	Upper
69	30392		
41	77.8	38.9	116.7



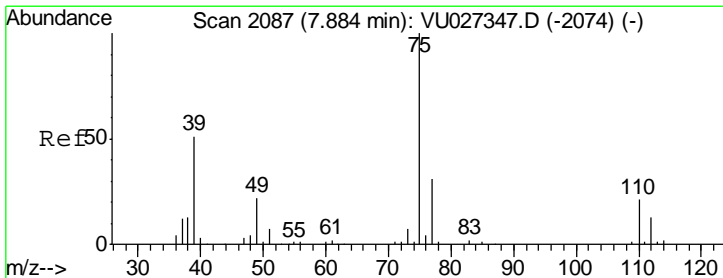
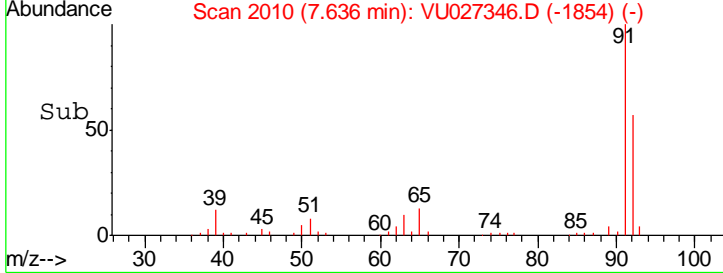
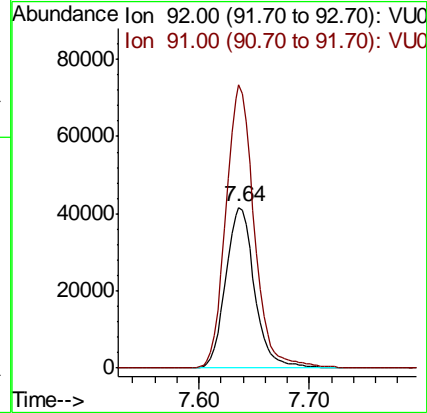
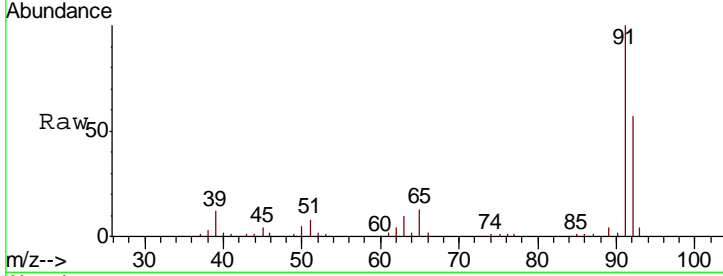


#49

Toluene
 Concen: 5.368 ug/l
 RT: 7.64 min Scan# 2010
 Delta R.T. 0.00 min
 Lab File: VU027346.D
 Acq: 02 Oct 2018 16:33

Instrument :
 BNA_G
 ClientSampled :
 VSTDIC005

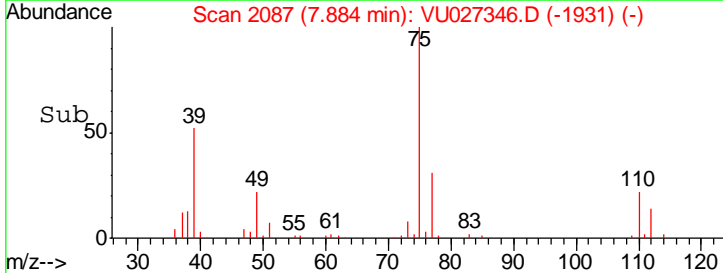
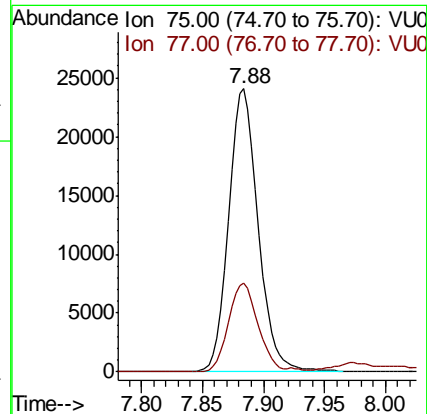
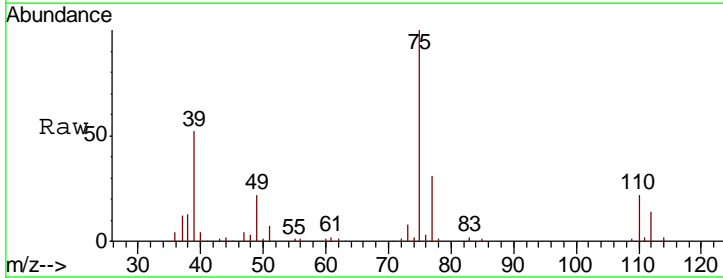
Tgt Ion: 92 Resp: 75410
 Ion Ratio Lower Upper
 92 100
 91 173.8 136.4 204.6

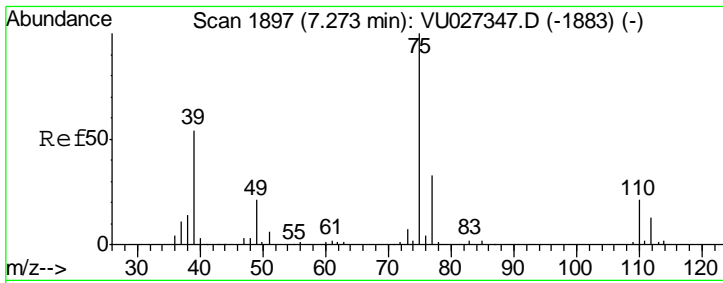


#50

t-1,3-Dichloropropene
 Concen: 6.794 ug/l
 RT: 7.88 min Scan# 2087
 Delta R.T. 0.00 min
 Lab File: VU027346.D
 Acq: 02 Oct 2018 16:33

Tgt Ion: 75 Resp: 40902
 Ion Ratio Lower Upper
 75 100
 77 31.4 24.6 36.8

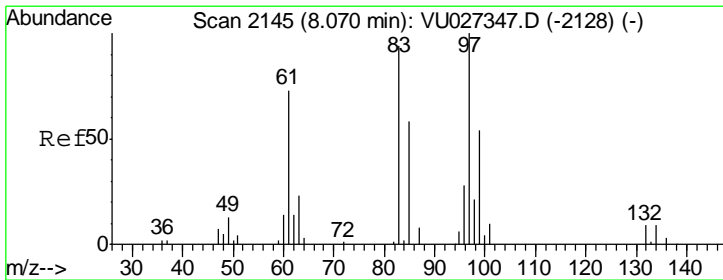
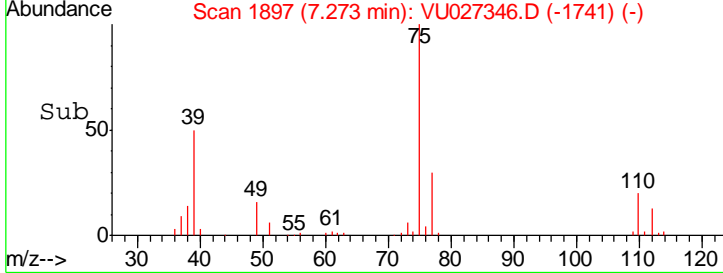
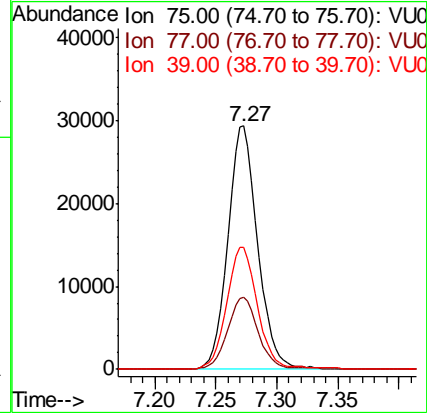
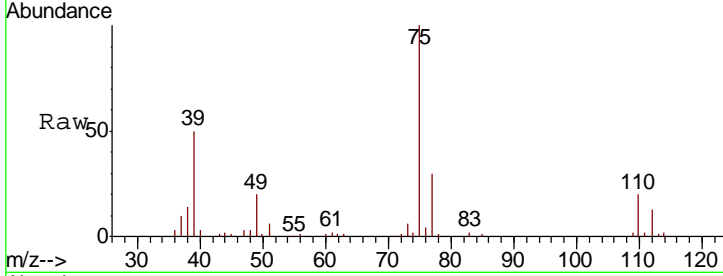




#51
 cis-1,3-Dichloropropene
 Concen: 6.605 ug/l
 RT: 7.27 min Scan# 1897
 Delta R.T. 0.00 min
 Lab File: VU027346.D
 Acq: 02 Oct 2018 16:33

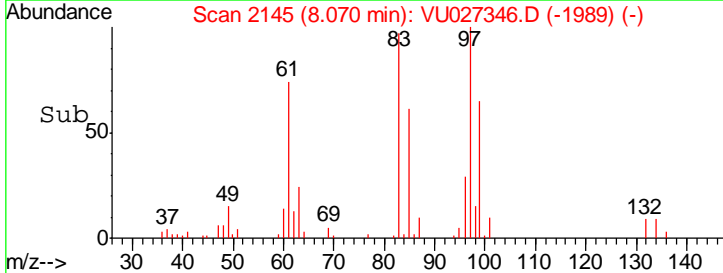
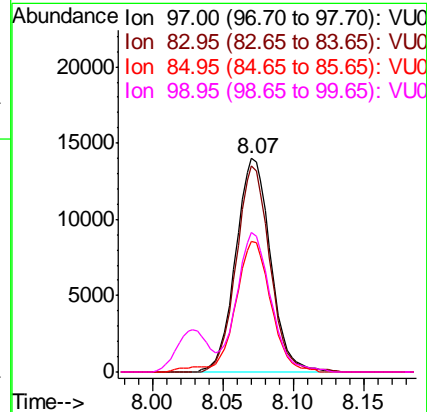
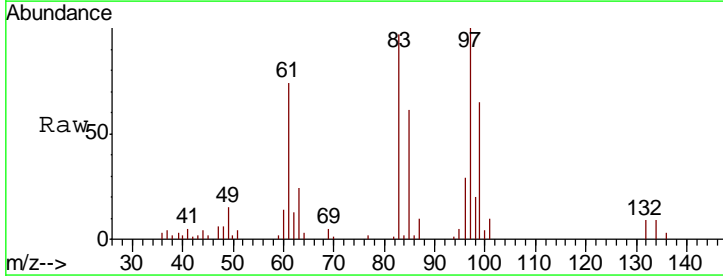
Instrument :
 BNA_G
 ClientSampled :
 VSTDIC005

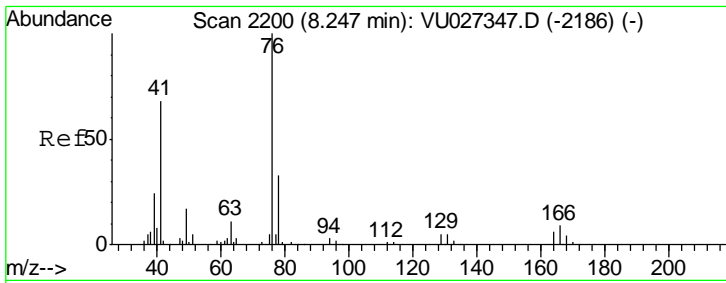
Tgt Ion	Resp	Lower	Upper
75	50252		
77	29.6	26.1	39.1
39	49.9	43.1	64.7



#52
 1,1,2-Trichloroethane
 Concen: 5.720 ug/l
 RT: 8.07 min Scan# 2145
 Delta R.T. 0.00 min
 Lab File: VU027346.D
 Acq: 02 Oct 2018 16:33

Tgt Ion	Resp	Lower	Upper
97	24259		
83	96.8	75.3	112.9
85	61.2	47.3	70.9
99	65.3	51.7	77.5

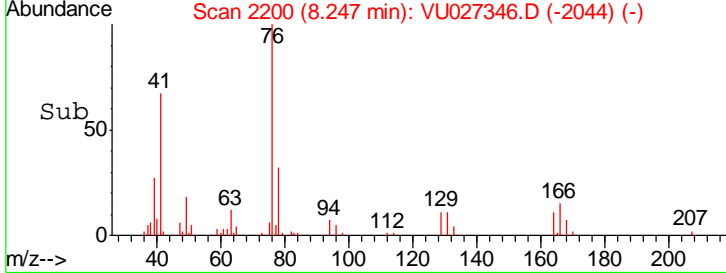
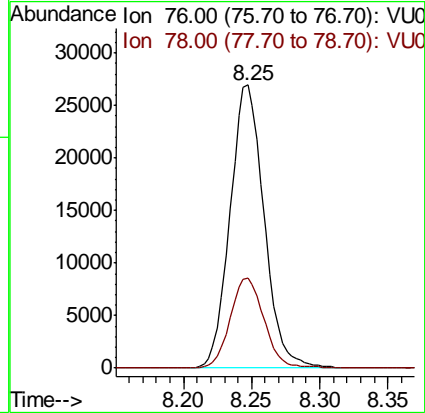
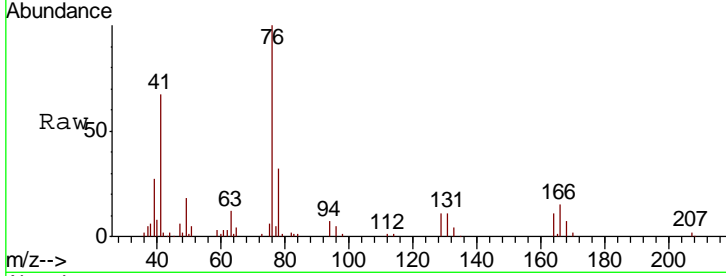




#53
 1,3-Dichloropropane
 Concen: 6.190 ug/l
 RT: 8.25 min Scan# 2200
 Delta R.T. 0.00 min
 Lab File: VU027346.D
 Acq: 02 Oct 2018 16:33

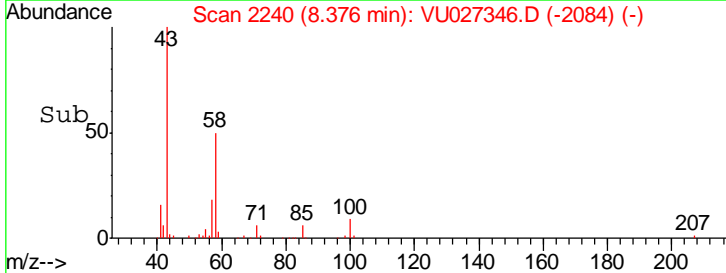

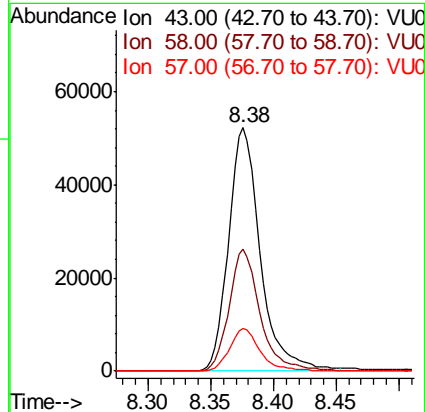
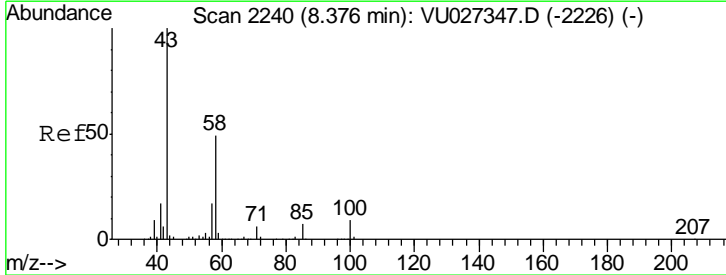
Instrument :
 BNA_G
 ClientSampleId :
 VSTDIC005

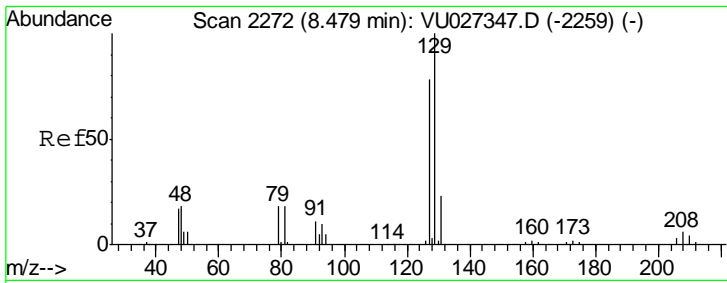
Tgt Ion	Resp	Lower	Upper
76	46707		
78	31.7	25.7	38.5



#54
 2-Hexanone
 Concen: 32.507 ug/l
 RT: 8.38 min Scan# 2240
 Delta R.T. 0.00 min
 Lab File: VU027346.D
 Acq: 02 Oct 2018 16:33

Tgt Ion	Resp	Lower	Upper
43	91879		
58	48.6	29.5	69.5
57	16.8	0.0	37.0

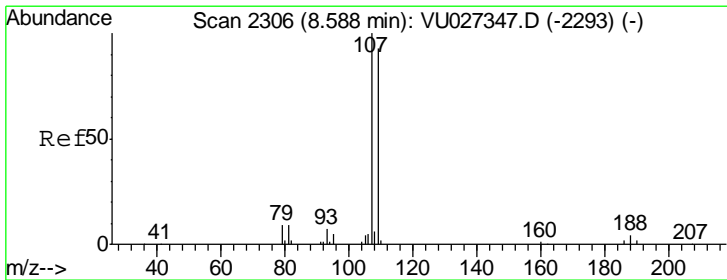
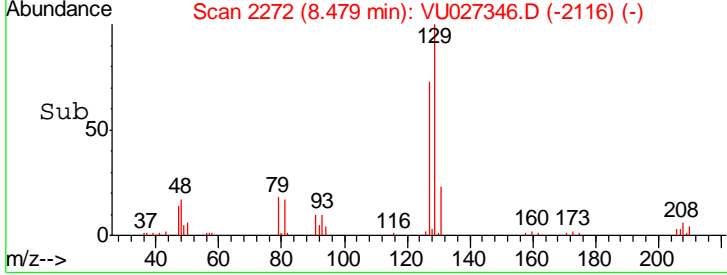
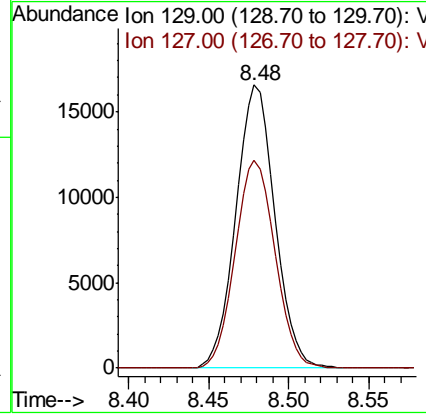
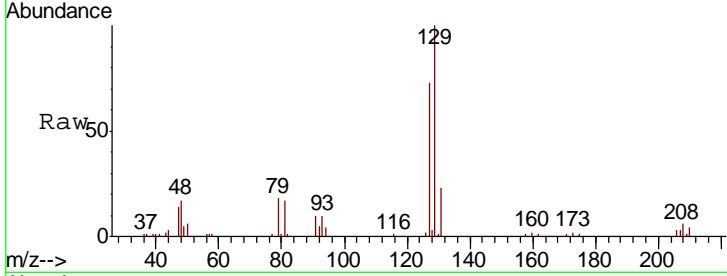




#55
 Dibromochloromethane
 Concen: 6.626 ug/l
 RT: 8.48 min Scan# 2272
 Delta R.T. 0.00 min
 Lab File: VU027346.D
 Acq: 02 Oct 2018 16:33

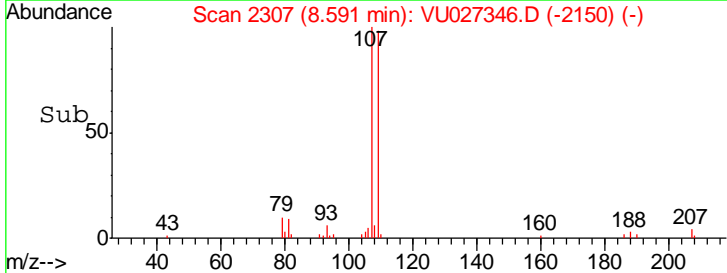
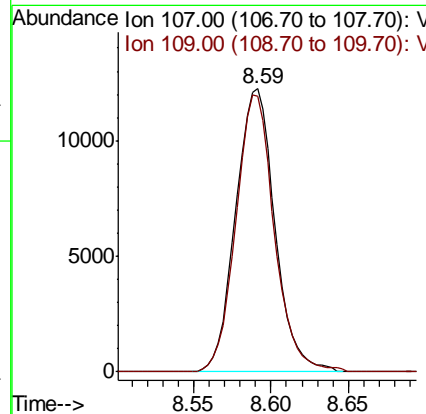
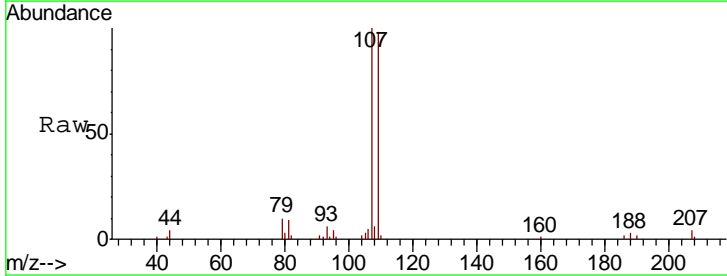
Instrument :
 BNA_G
 ClientSampled :
 VSTDIC005

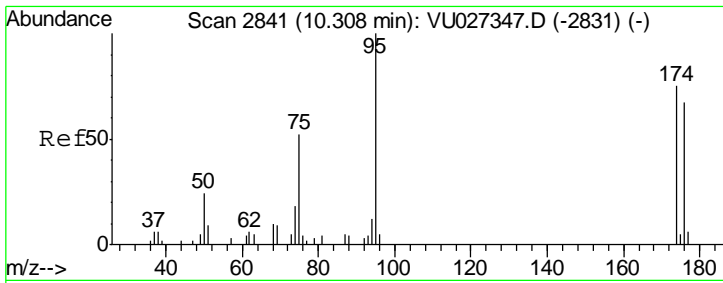
Tgt Ion:129 Resp: 27478
 Ion Ratio Lower Upper
 129 100
 127 75.2 61.8 92.8



#56
 1,2-Dibromoethane
 Concen: 5.685 ug/l
 RT: 8.59 min Scan# 2307
 Delta R.T. 0.00 min
 Lab File: VU027346.D
 Acq: 02 Oct 2018 16:33

Tgt Ion:107 Resp: 21553
 Ion Ratio Lower Upper
 107 100
 109 95.8 0.0 191.2

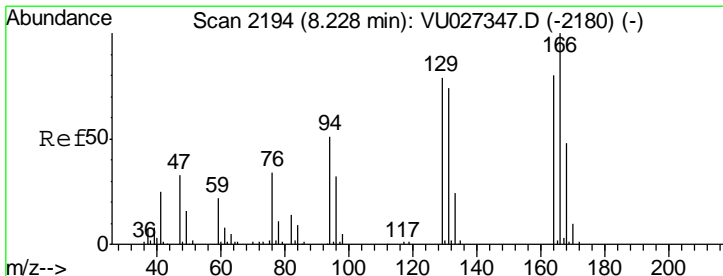
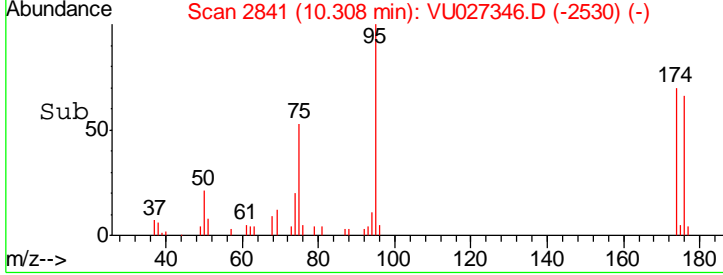
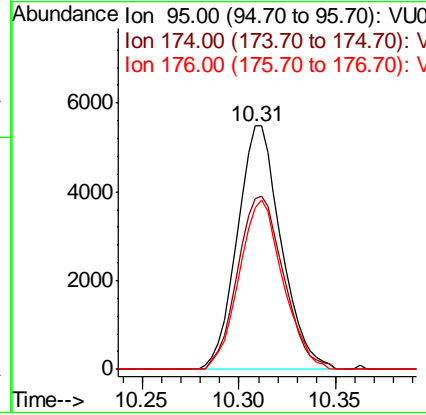
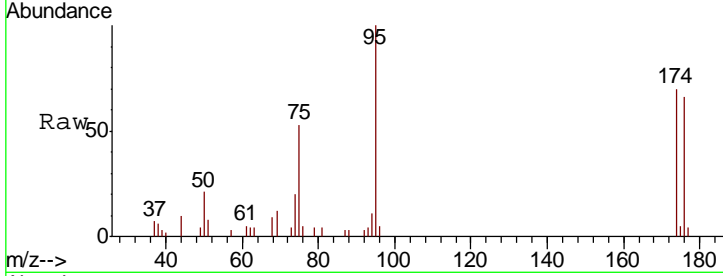




#57
 4-Bromofluorobenzene
 Concen: 5.685 ug/l
 RT: 10.31 min Scan# 2841
 Delta R.T. 0.00 min
 Lab File: VU027346.D
 Acq: 02 Oct 2018 16:33

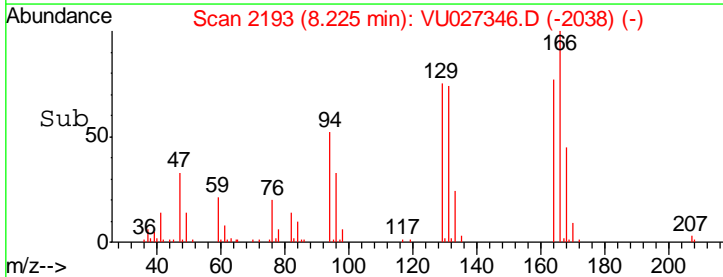
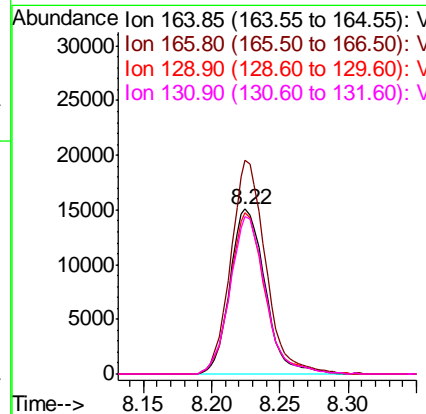
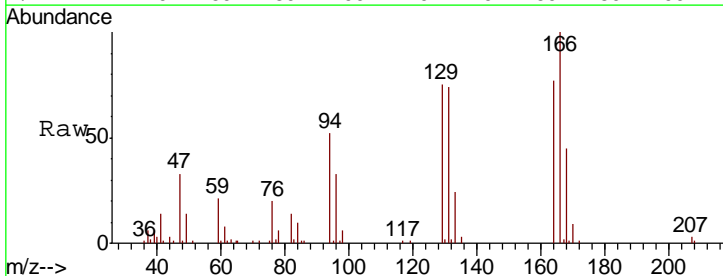
Instrument :
 BNA_G
 ClientSampleId :
 VSTDIC005

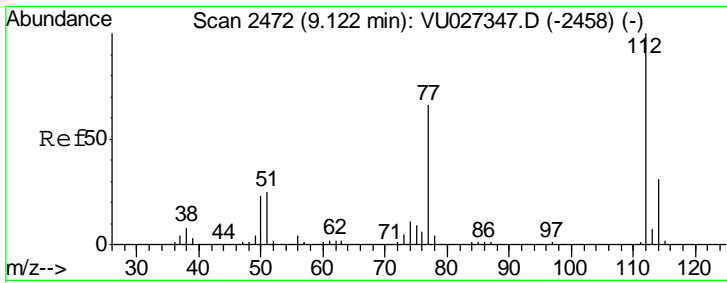
Tgt Ion	Resp	Lower	Upper
95	8659		
174	74.5	61.0	91.6
176	69.2	57.2	85.8



#58
 Tetrachloroethene
 Concen: 4.070 ug/l
 RT: 8.22 min Scan# 2193
 Delta R.T. -0.00 min
 Lab File: VU027346.D
 Acq: 02 Oct 2018 16:33

Tgt Ion	Resp	Lower	Upper
164	27153		
166	129.5	99.9	149.9
129	97.6	78.6	117.8
131	95.7	73.6	110.4

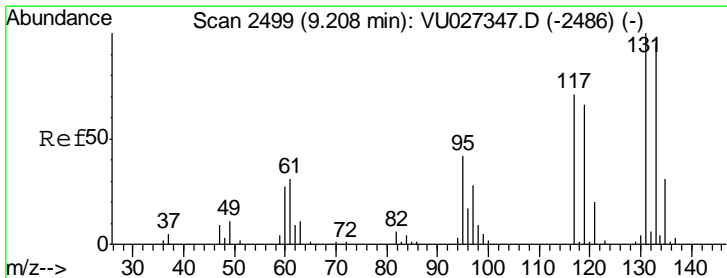
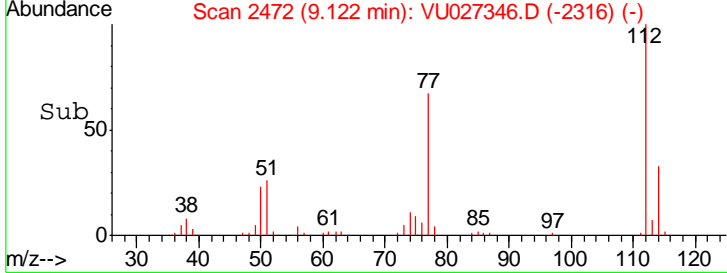
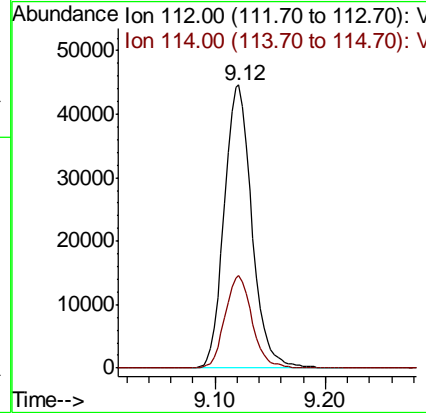
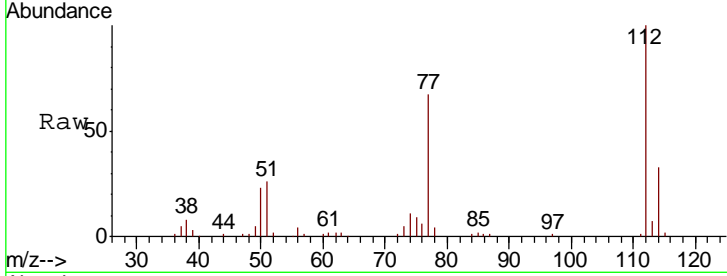




#59
 Chlorobenzene
 Concen: 5.165 ug/l
 RT: 9.12 min Scan# 2472
 Delta R.T. 0.00 min
 Lab File: VU027346.D
 Acq: 02 Oct 2018 16:33

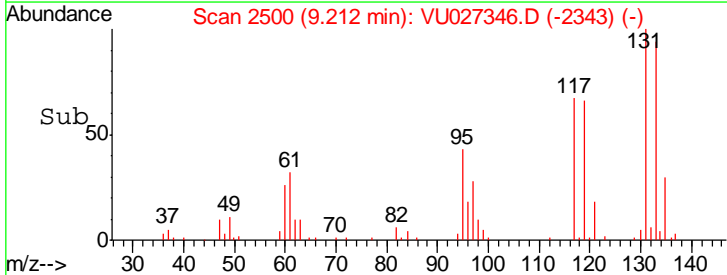
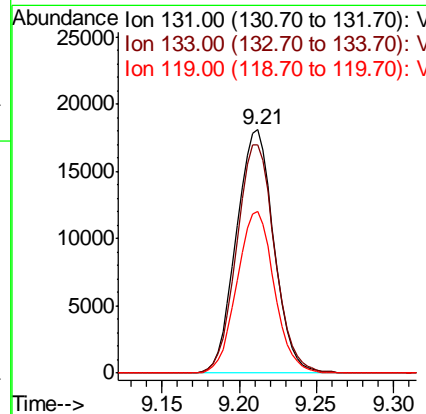
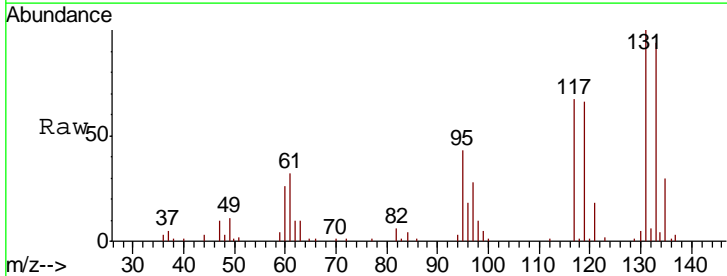
Instrument :
 BNA_G
 ClientSampled :
 VSTDIC005

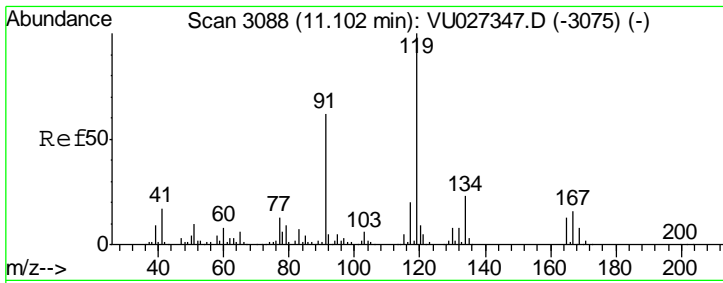
Tgt Ion: 112 Resp: 77593
 Ion Ratio Lower Upper
 112 100
 114 32.7 25.0 37.4



#60
 1,1,1,2-Tetrachloroethane
 Concen: 6.006 ug/l
 RT: 9.21 min Scan# 2500
 Delta R.T. 0.00 min
 Lab File: VU027346.D
 Acq: 02 Oct 2018 16:33

Tgt Ion: 131 Resp: 30510
 Ion Ratio Lower Upper
 131 100
 133 95.2 77.1 115.7
 119 65.7 53.6 80.4

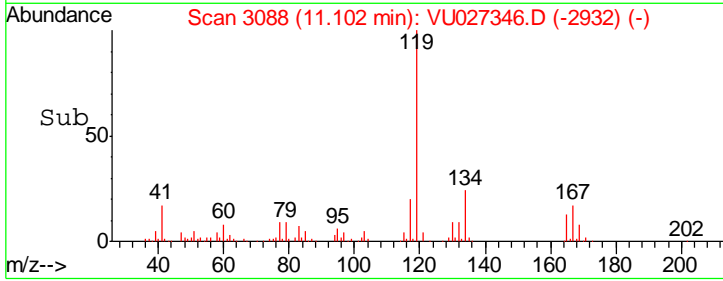
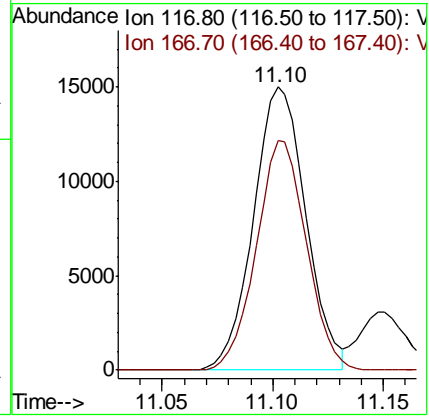
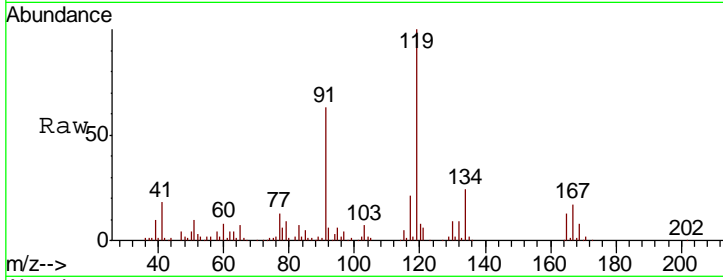




#61
 Pentachloroethane
 Concen: 7.345 ug/l
 RT: 11.10 min Scan# 3088
 Delta R.T. 0.00 min
 Lab File: VU027346.D
 Acq: 02 Oct 2018 16:33

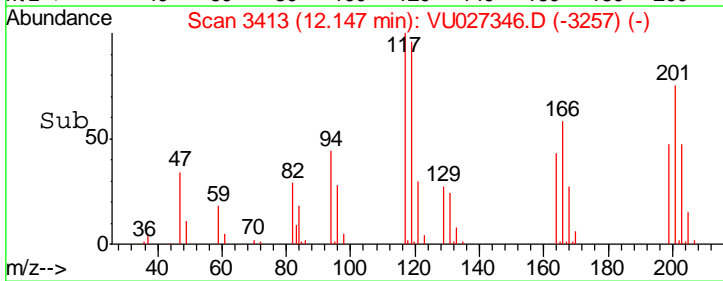
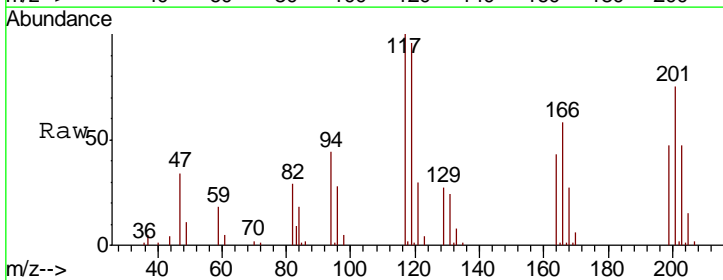
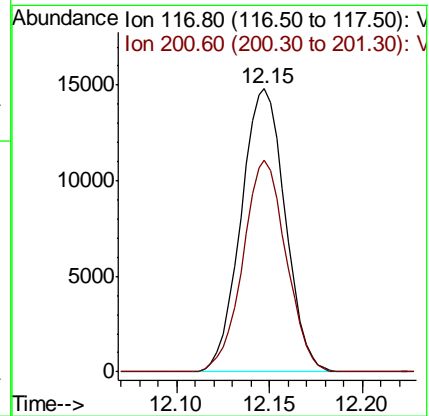
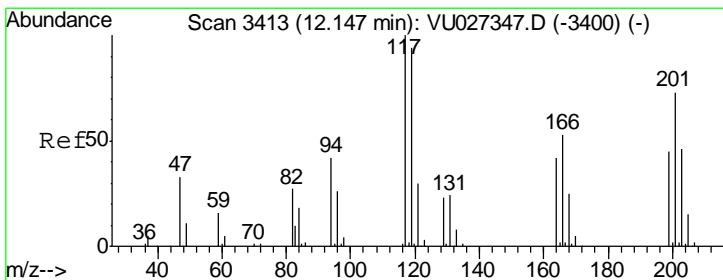
Instrument :
 BNA_G
 ClientSampleId :
 VSTDIC005

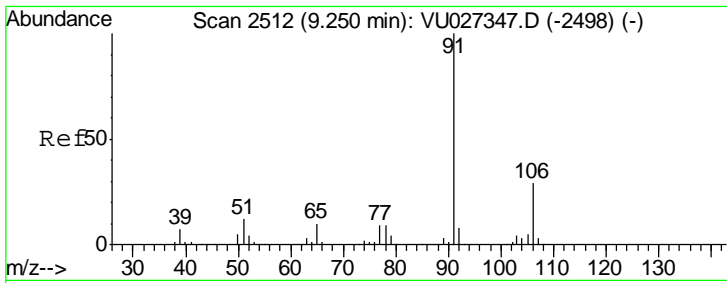
Tgt Ion	Resp	Lower	Upper
117	100		
167	77.6	62.6	93.8



#62
 Hexachloroethane
 Concen: 7.128 ug/l
 RT: 12.15 min Scan# 3413
 Delta R.T. 0.00 min
 Lab File: VU027346.D
 Acq: 02 Oct 2018 16:33

Tgt Ion	Resp	Lower	Upper
117	100		
201	73.3	59.3	88.9

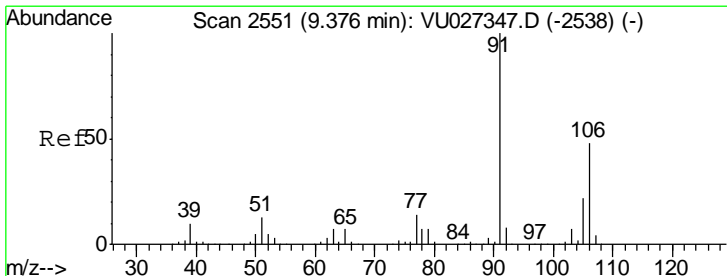
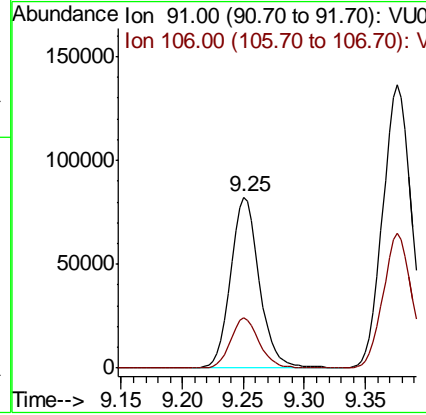
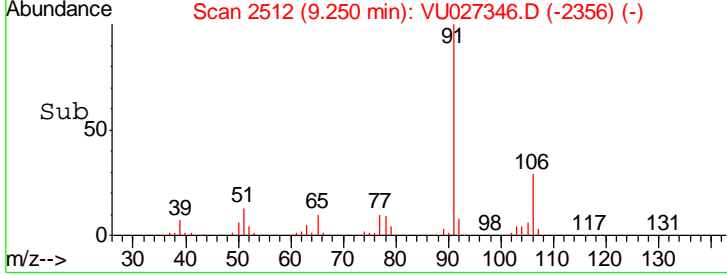
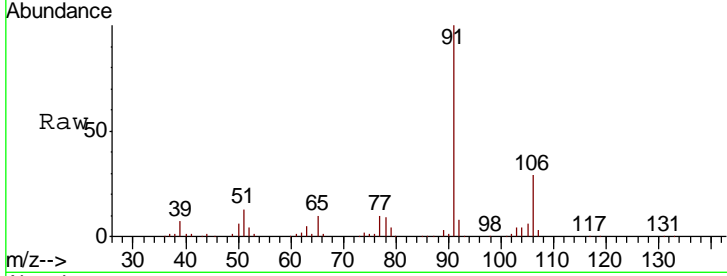




#63
 Ethyl Benzene
 Concen: 5.195 ug/l
 RT: 9.25 min Scan# 2512
 Delta R.T. 0.00 min
 Lab File: VU027346.D
 Acq: 02 Oct 2018 16:33

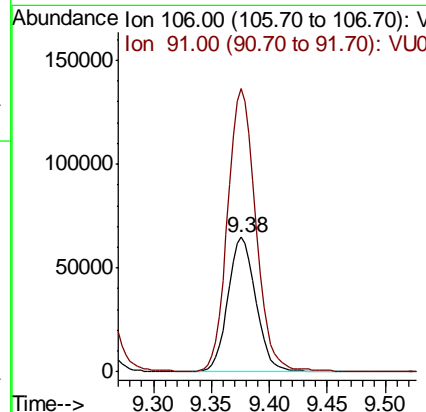
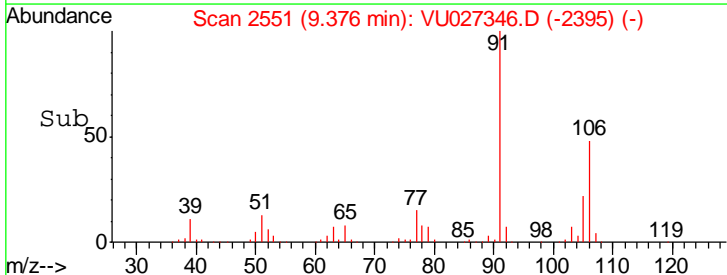
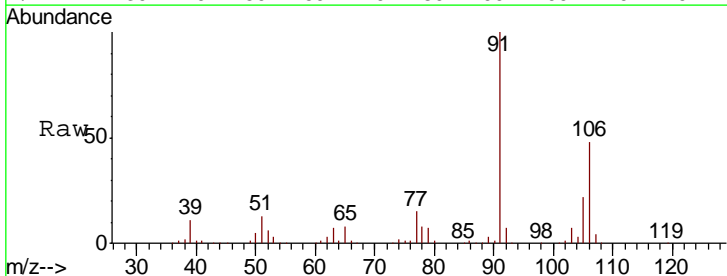
Instrument :
 BNA_G
ClientSampled :
 VSTDIC005

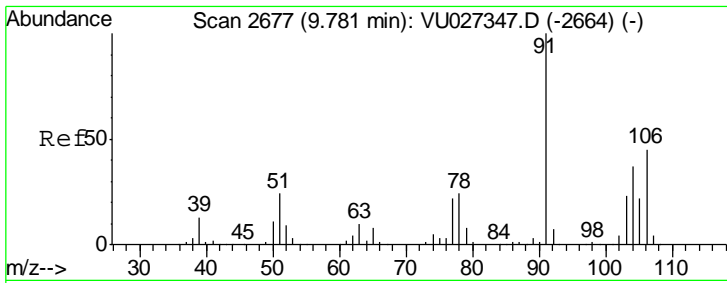
Tgt Ion: 91 Resp: 136280
 Ion Ratio Lower Upper
 91 100
 106 29.4 23.6 35.4



#64
 m/p-Xylenes
 Concen: 10.758 ug/l
 RT: 9.38 min Scan# 2551
 Delta R.T. 0.00 min
 Lab File: VU027346.D
 Acq: 02 Oct 2018 16:33

Tgt Ion: 106 Resp: 107274
 Ion Ratio Lower Upper
 106 100
 91 212.5 169.8 254.8

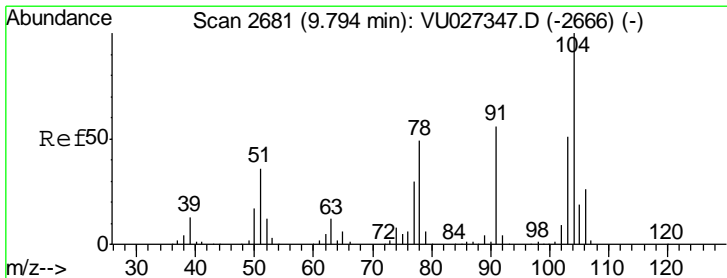
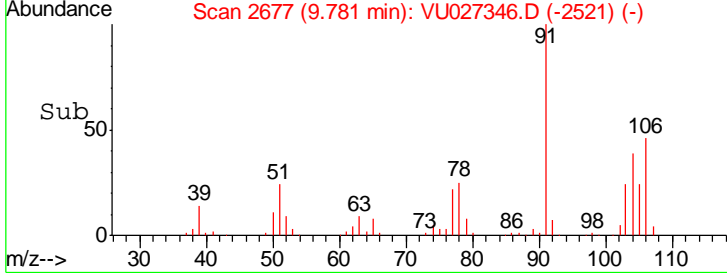
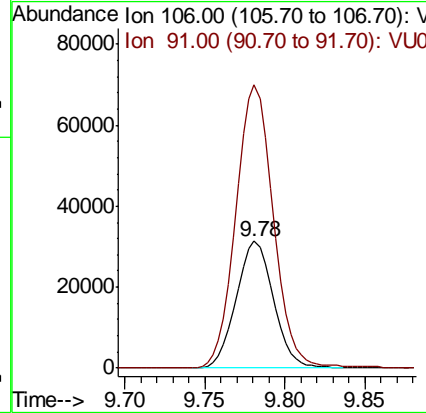
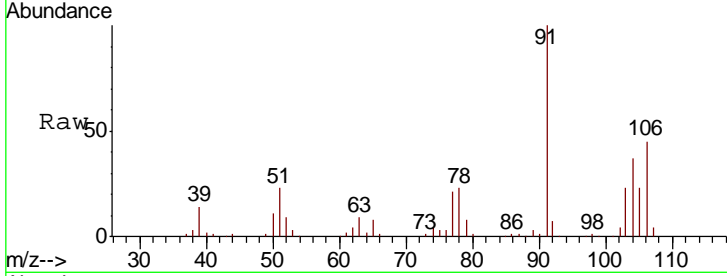




#65
 o-Xylene
 Concen: 5.152 ug/l
 RT: 9.78 min Scan# 2677
 Delta R.T. 0.00 min
 Lab File: VU027346.D
 Acq: 02 Oct 2018 16:33

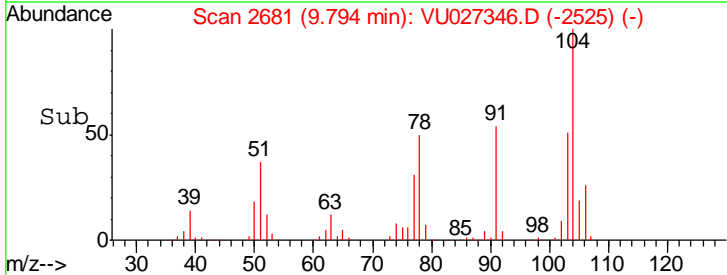
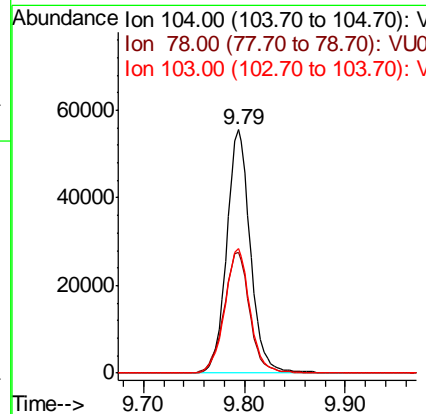
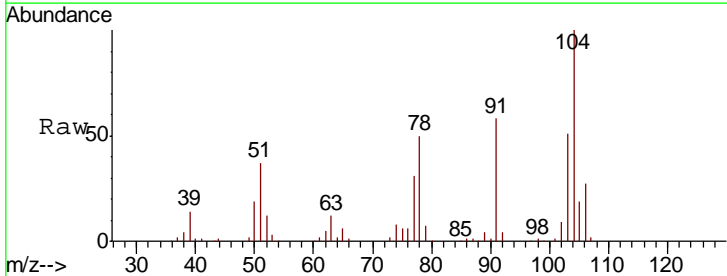
Instrument :
 BNA_G
 ClientSampleID :
 VSTDIC005

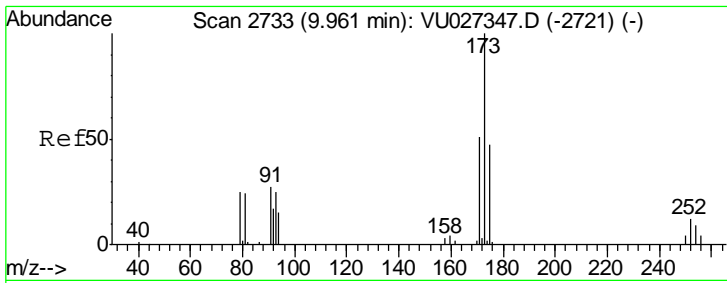
Tgt Ion: 106 Resp: 49630
 Ion Ratio Lower Upper
 106 100
 91 226.4 111.1 333.2



#66
 Styrene
 Concen: 5.665 ug/l
 RT: 9.79 min Scan# 2681
 Delta R.T. 0.00 min
 Lab File: VU027346.D
 Acq: 02 Oct 2018 16:33

Tgt Ion: 104 Resp: 91026
 Ion Ratio Lower Upper
 104 100
 78 53.8 43.1 64.7
 103 54.2 43.8 65.8

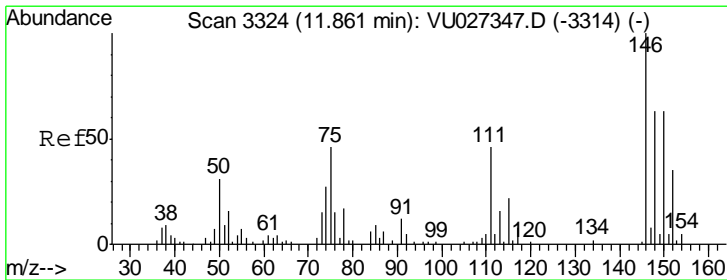
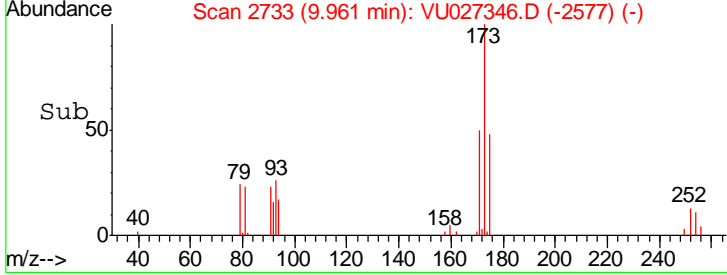
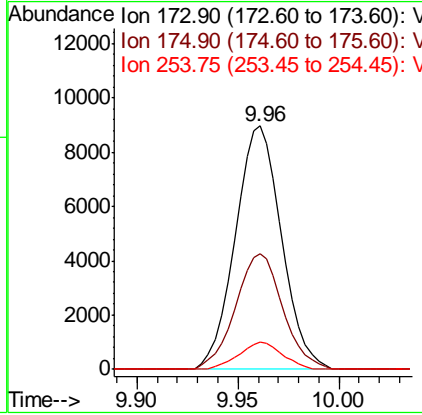
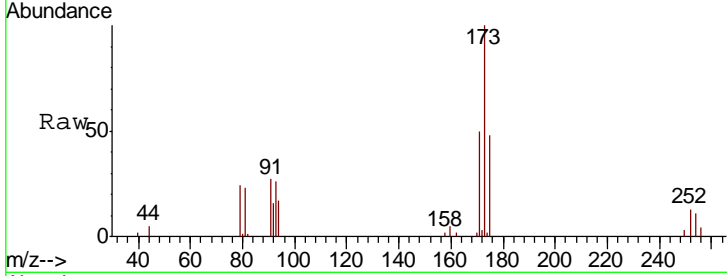




#67
 Bromoform
 Concen: 6.189 ug/l
 RT: 9.96 min Scan# 2733
 Delta R.T. 0.00 min
 Lab File: VU027346.D
 Acq: 02 Oct 2018 16:33

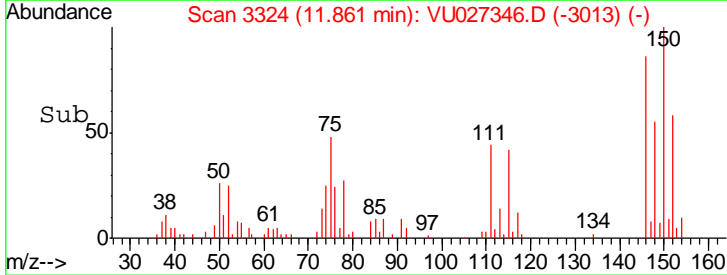
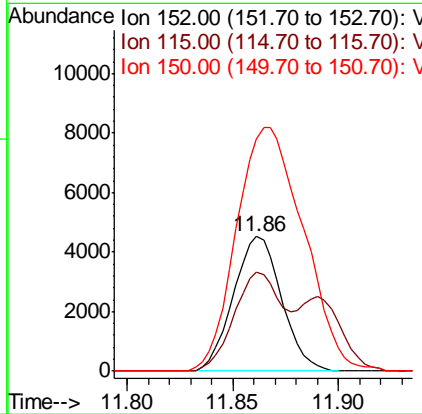
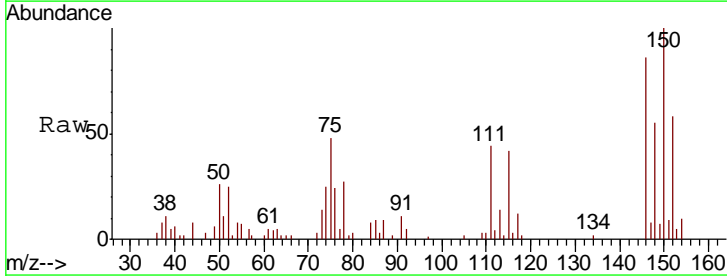
Instrument :
 BNA_G
 ClientSampleId :
 VSTDIC005

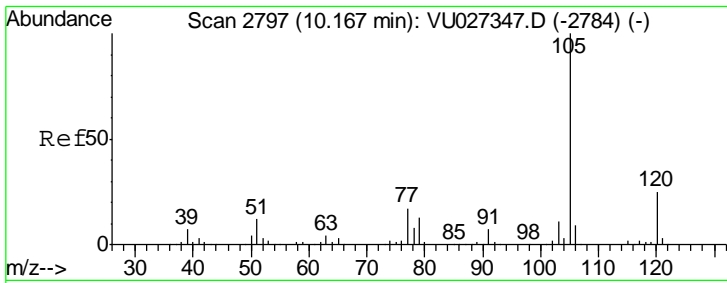
Tgt Ion	Resp	Lower	Upper
173	14384		
175	48.5	38.2	57.4
254	10.5	7.7	11.5



#68
 1,2-Dichlorobenzene-d4
 Concen: 6.189 ug/l
 RT: 11.86 min Scan# 3324
 Delta R.T. 0.00 min
 Lab File: VU027346.D
 Acq: 02 Oct 2018 16:33

Tgt Ion	Resp	Lower	Upper
152	7175		
115	73.0	0.0	131.6
150	251.9	0.0	0.0#

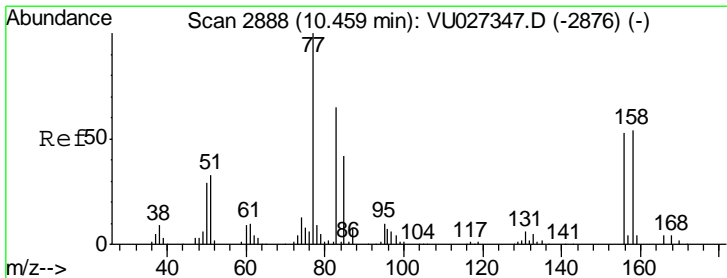
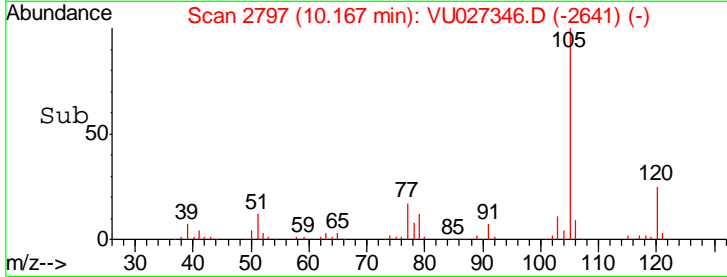
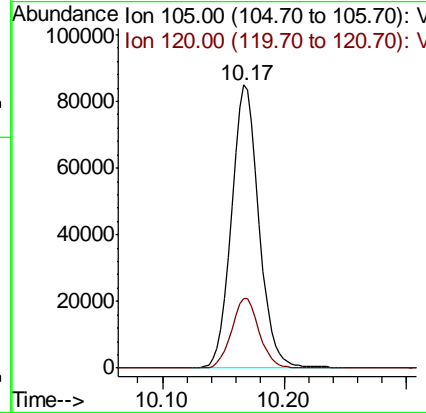
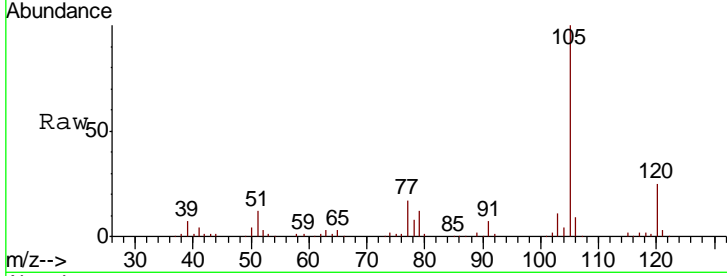




#69
 Isopropylbenzene
 Concen: 5.295 ug/l
 RT: 10.17 min Scan# 2797
 Delta R.T. 0.00 min
 Lab File: VU027346.D
 Acq: 02 Oct 2018 16:33

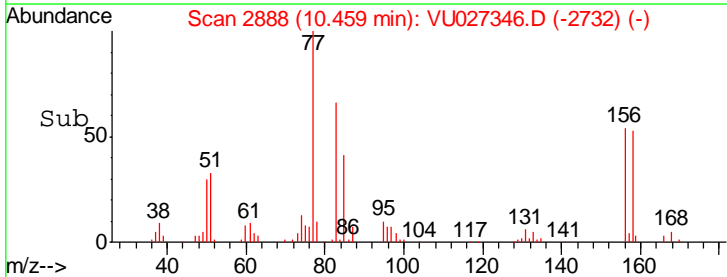
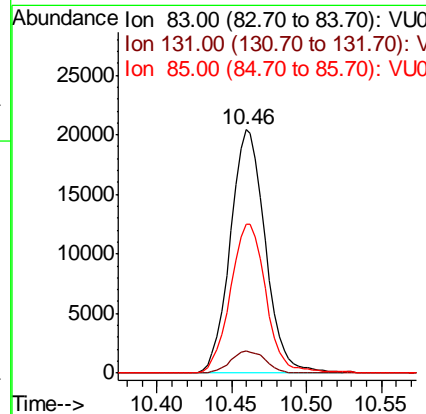
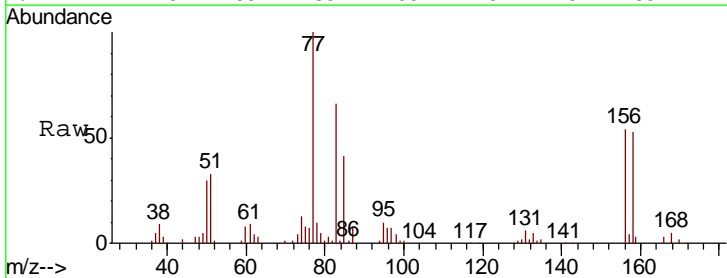
Instrument :
 BNA_G
 ClientSampled :
 VSTDIC005

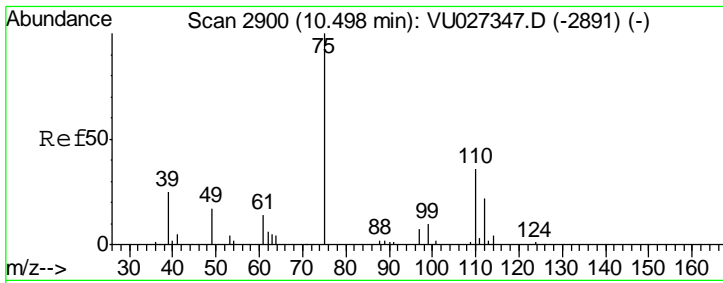
Tgt Ion: 105 Resp: 133805
 Ion Ratio Lower Upper
 105 100
 120 24.9 12.7 38.1



#70
 1,1,2,2-Tetrachloroethane
 Concen: 6.581 ug/l
 RT: 10.46 min Scan# 2888
 Delta R.T. 0.00 min
 Lab File: VU027346.D
 Acq: 02 Oct 2018 16:33

Tgt Ion: 83 Resp: 33293
 Ion Ratio Lower Upper
 83 100
 131 9.0 7.0 10.6
 85 62.4 51.4 77.0

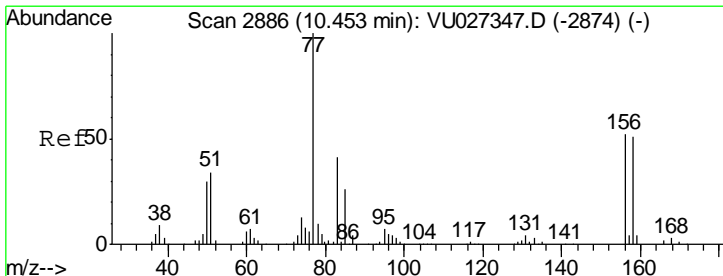
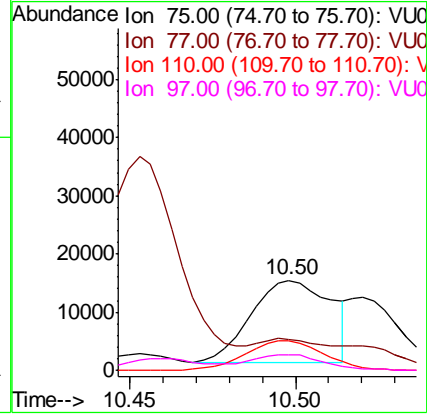
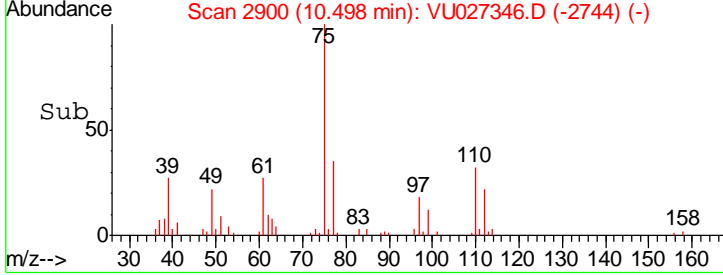
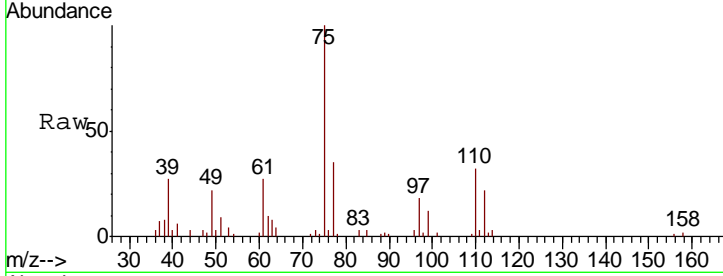




#71
 1,2,3-Trichloropropane
 Concen: 5.674 ug/l
 RT: 10.50 min Scan# 2900
 Delta R.T. 0.00 min
 Lab File: VU027346.D
 Acq: 02 Oct 2018 16:33

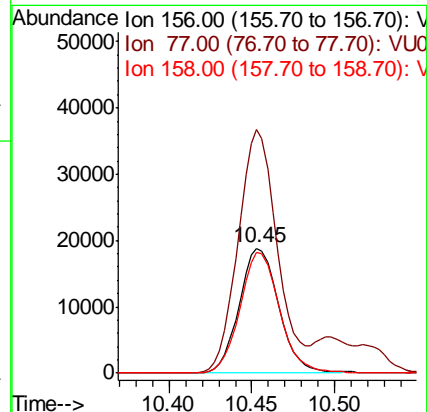
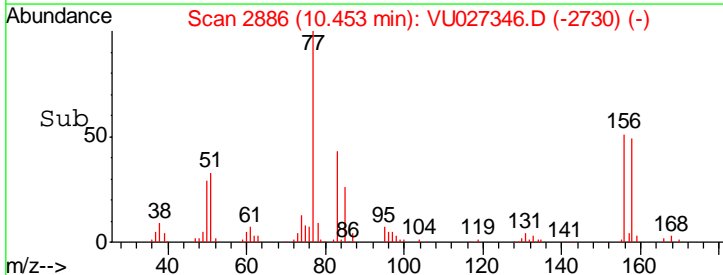
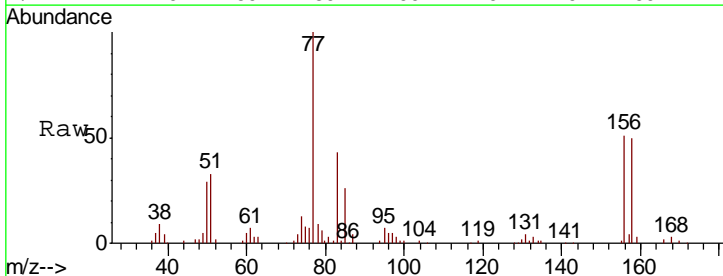
Instrument :
 BNA_G
 ClientSampleId :
 VSTDIC005

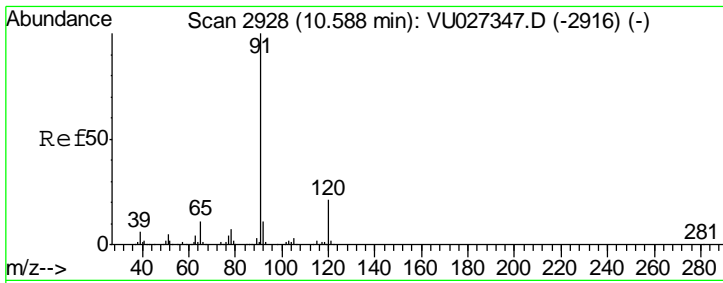
Tgt Ion	Resp	Lower	Upper
75	100		
77	8.8	0.0	16.6
110	35.2	0.0	65.4
97	17.5	0.0	31.4



#72
 Bromobenzene
 Concen: 4.941 ug/l
 RT: 10.45 min Scan# 2886
 Delta R.T. 0.00 min
 Lab File: VU027346.D
 Acq: 02 Oct 2018 16:33

Tgt Ion	Resp	Lower	Upper
156	100		
77	191.7	0.0	387.6
158	96.8	0.0	196.2

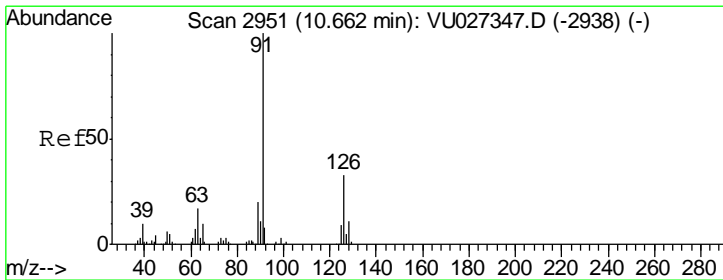
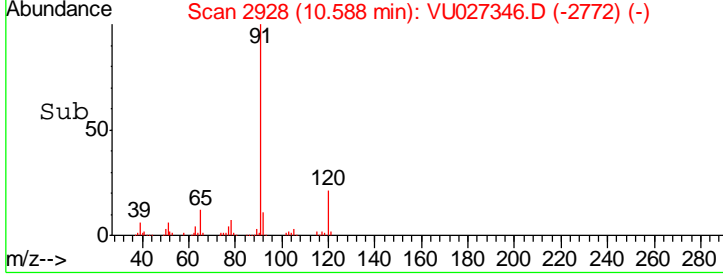
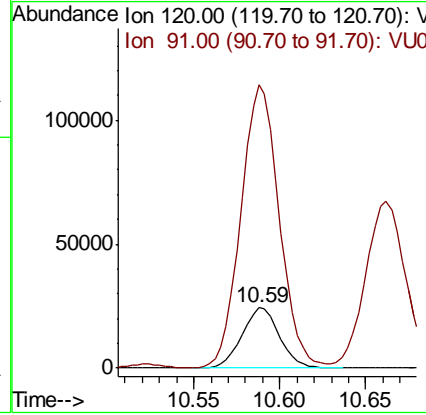
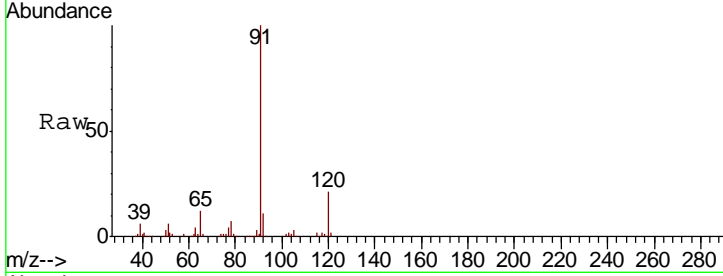




#73
 n-propylbenzene
 Concen: 5.278 ug/l
 RT: 10.59 min Scan# 2928
 Delta R.T. 0.00 min
 Lab File: VU027346.D
 Acq: 02 Oct 2018 16:33

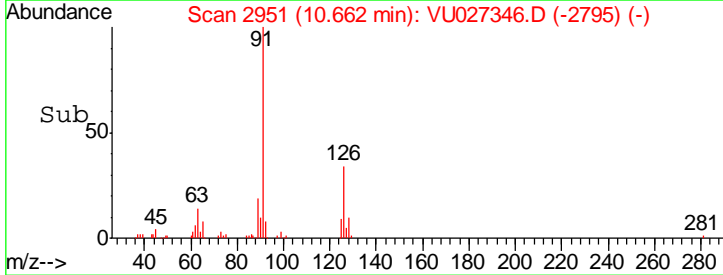
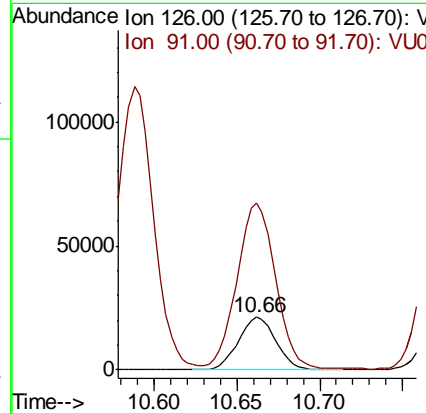
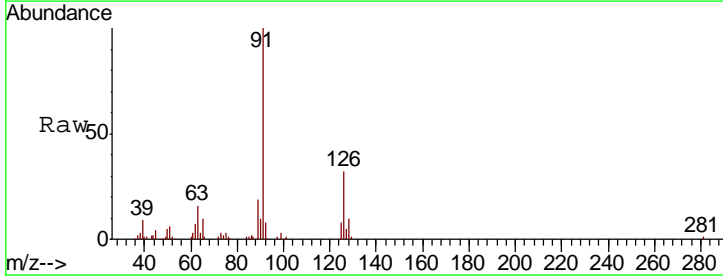
Instrument :
 BNA_G
 ClientSampled :
 VSTDIC005

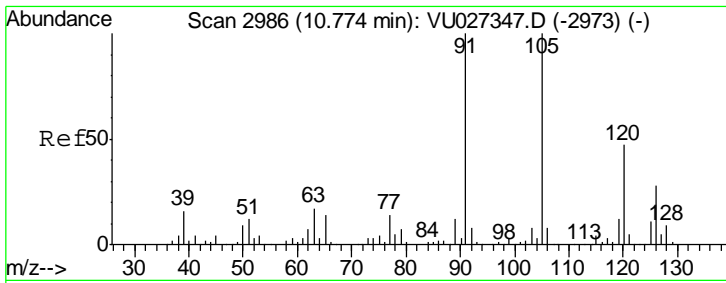
Tgt Ion:120 Resp: 36775
 Ion Ratio Lower Upper
 120 100
 91 478.5 381.4 572.0



#74
 2-Chlorotoluene
 Concen: 5.402 ug/l
 RT: 10.66 min Scan# 2951
 Delta R.T. 0.00 min
 Lab File: VU027346.D
 Acq: 02 Oct 2018 16:33

Tgt Ion:126 Resp: 33484
 Ion Ratio Lower Upper
 126 100
 91 327.4 0.0 639.0

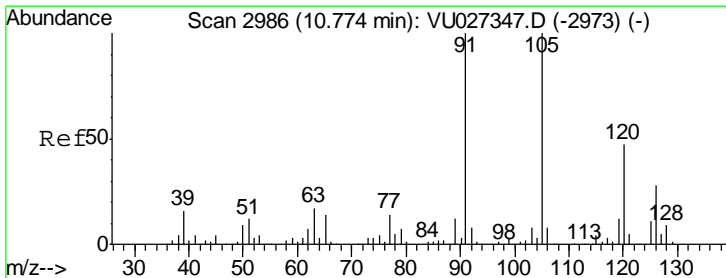
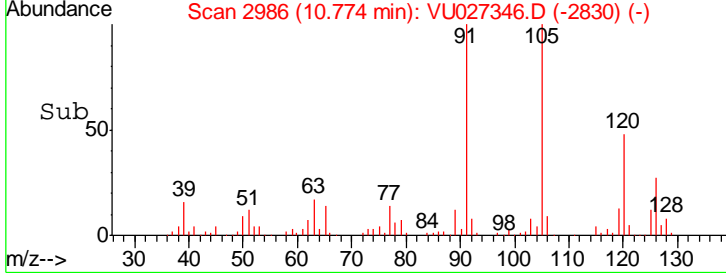
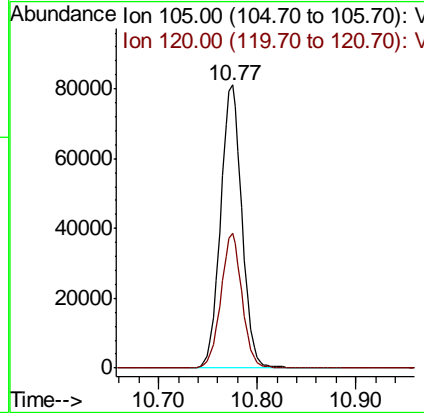
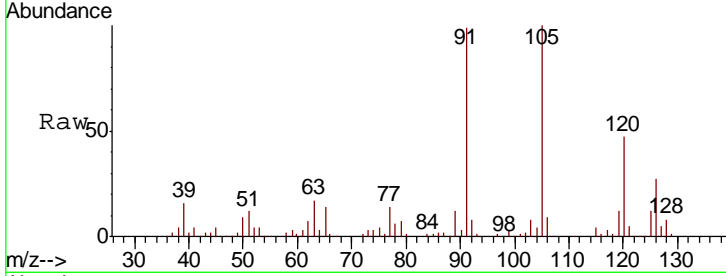




#75
 1,3,5-Trimethylbenzene
 Concen: 5.731 ug/l
 RT: 10.77 min Scan# 2986
 Delta R.T. 0.00 min
 Lab File: VU027346.D
 Acq: 02 Oct 2018 16:33

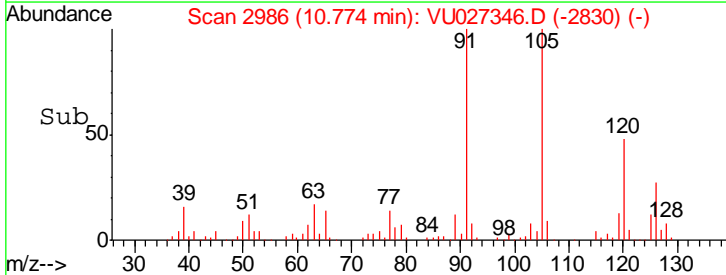
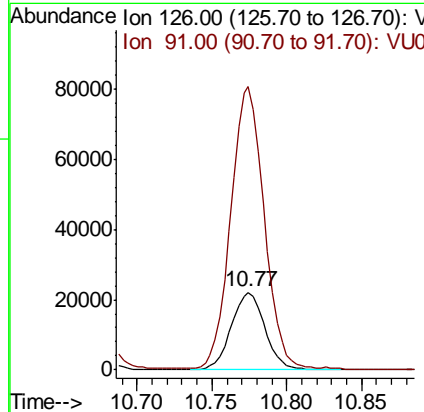
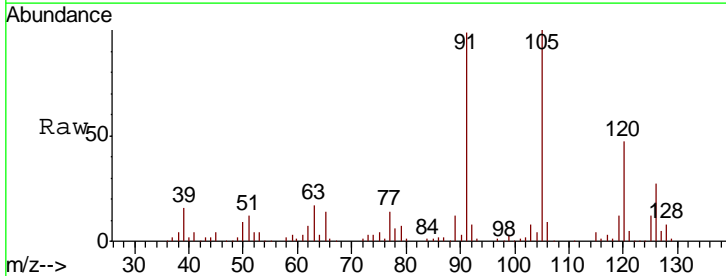
Instrument :
 BNA_G
 ClientSampled :
 VSTDIC005

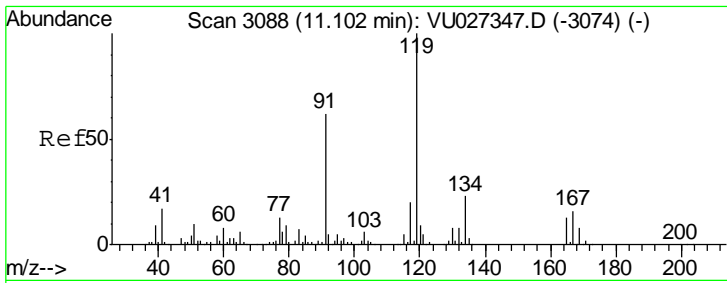
Tgt Ion:105 Resp: 123299
 Ion Ratio Lower Upper
 105 100
 120 46.9 37.8 56.8



#76
 4-Chlorotoluene
 Concen: 5.401 ug/l
 RT: 10.77 min Scan# 2986
 Delta R.T. 0.00 min
 Lab File: VU027346.D
 Acq: 02 Oct 2018 16:33

Tgt Ion:126 Resp: 34524
 Ion Ratio Lower Upper
 126 100
 91 363.9 0.0 720.8

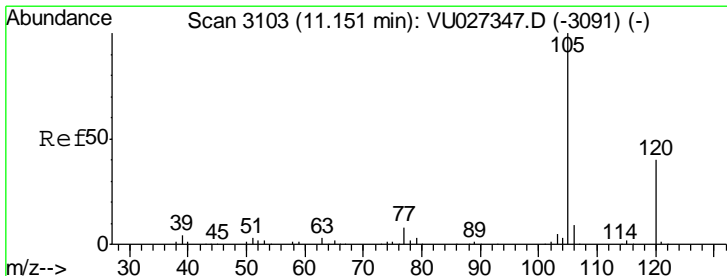
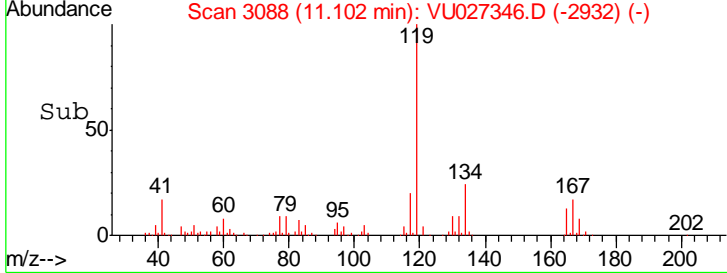
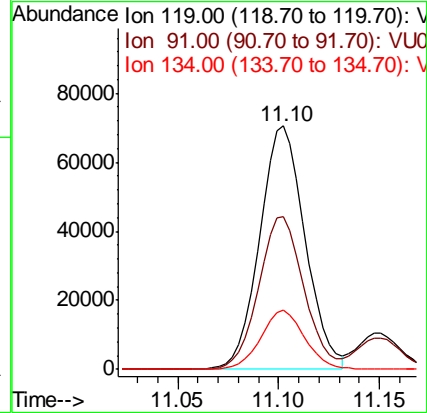
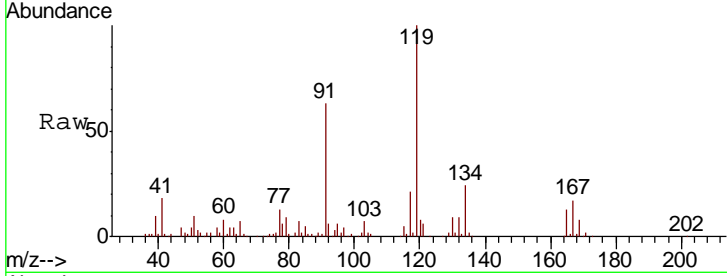




#77
 tert-Butylbenzene
 Concen: 5.454 ug/l
 RT: 11.10 min Scan# 3088
 Delta R.T. 0.00 min
 Lab File: VU027346.D
 Acq: 02 Oct 2018 16:33

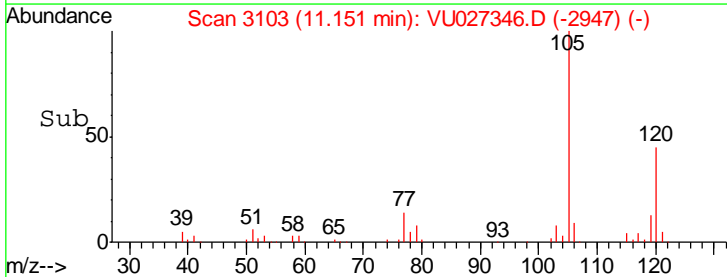
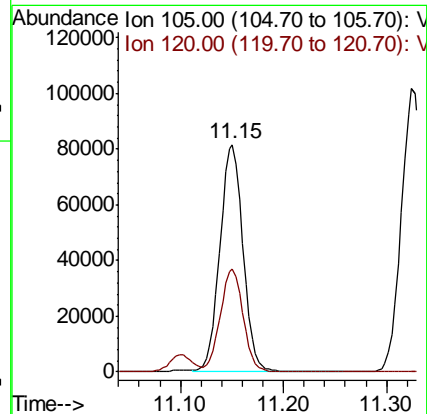
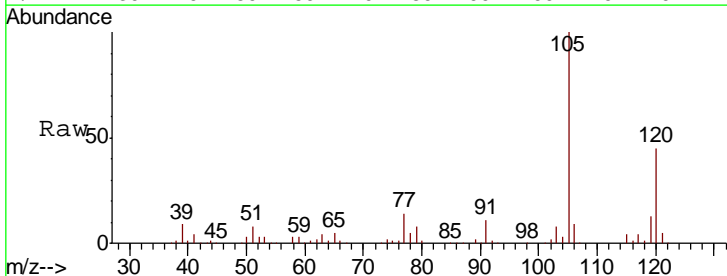
Instrument :
 BNA_G
 ClientSampleId :
 VSTDIC005

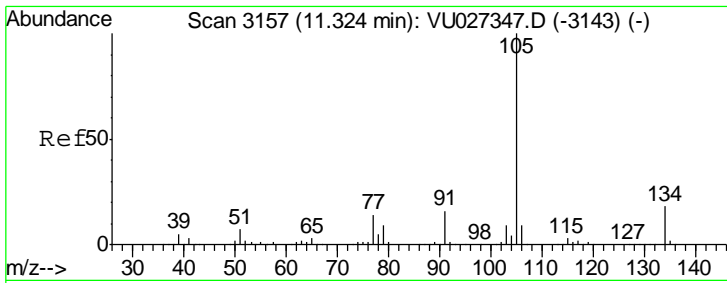
Tgt Ion	Resp	Lower	Upper
119	110604		
91	62.8	31.4	94.3
134	23.6	18.7	28.1



#78
 1,2,4-Trimethylbenzene
 Concen: 5.743 ug/l
 RT: 11.15 min Scan# 3103
 Delta R.T. 0.00 min
 Lab File: VU027346.D
 Acq: 02 Oct 2018 16:33

Tgt Ion	Resp	Lower	Upper
105	127430		
120	44.4	21.9	65.7

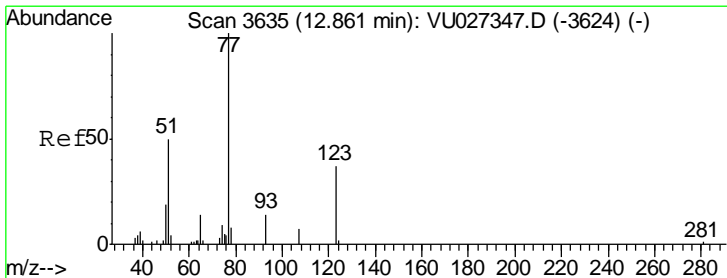
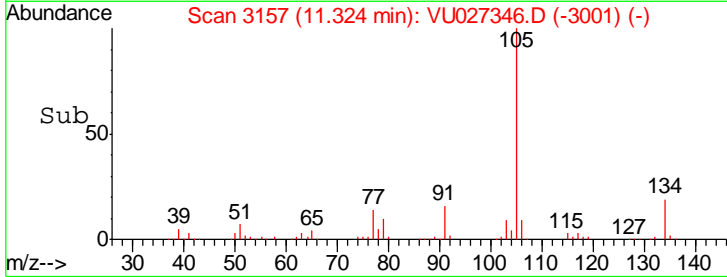
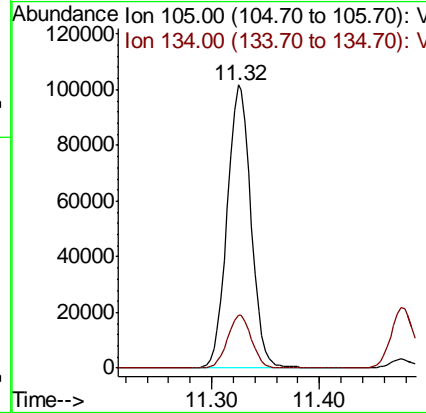
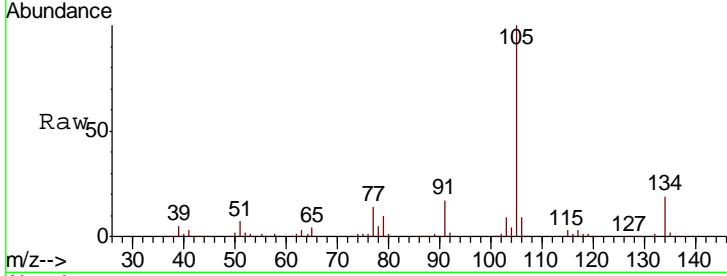




#79
 sec-Butylbenzene
 Concen: 5.483 ug/l
 RT: 11.32 min Scan# 3157
 Delta R.T. 0.00 min
 Lab File: VU027346.D
 Acq: 02 Oct 2018 16:33

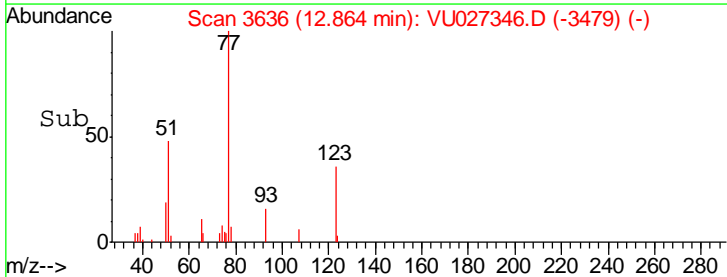
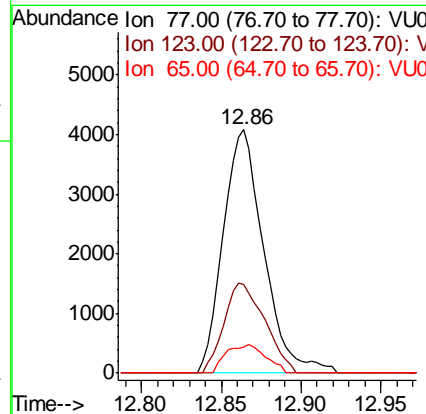
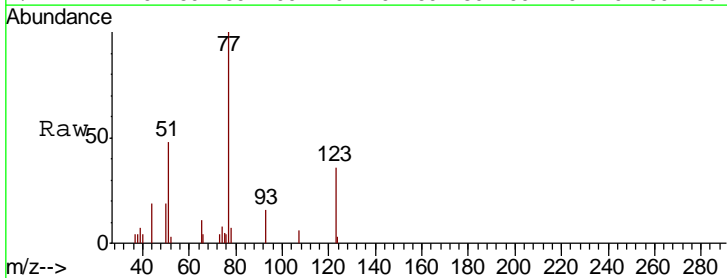
Instrument :
 BNA_G
 ClientSampleID :
 VSTDIC005

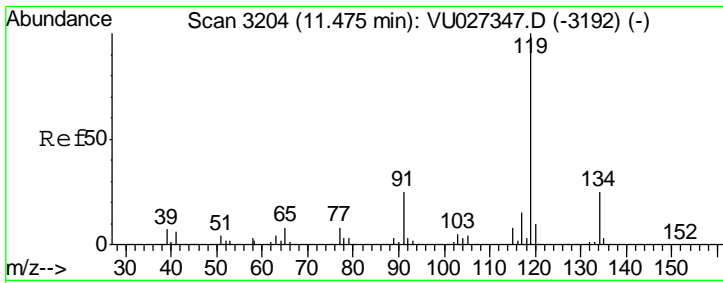
Tgt Ion: 105 Resp: 156521
 Ion Ratio Lower Upper
 105 100
 134 18.8 14.8 22.2



#80
 Nitrobenzene
 Concen: 43.831 ug/l
 RT: 12.86 min Scan# 3636
 Delta R.T. 0.00 min
 Lab File: VU027346.D
 Acq: 02 Oct 2018 16:33

Tgt Ion: 77 Resp: 7082
 Ion Ratio Lower Upper
 77 100
 123 37.1 16.4 58.2
 65 11.4 11.7 14.9#

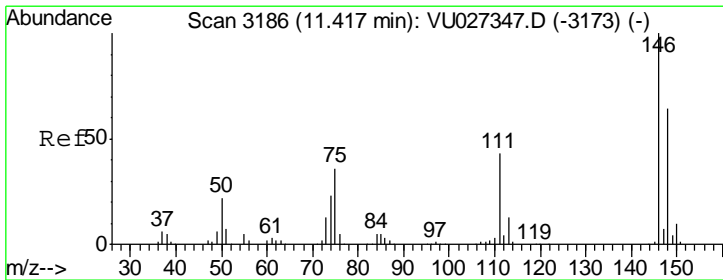
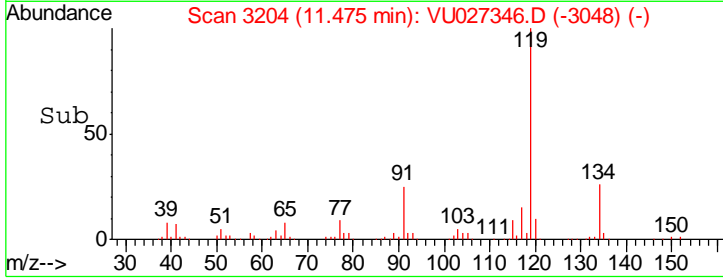
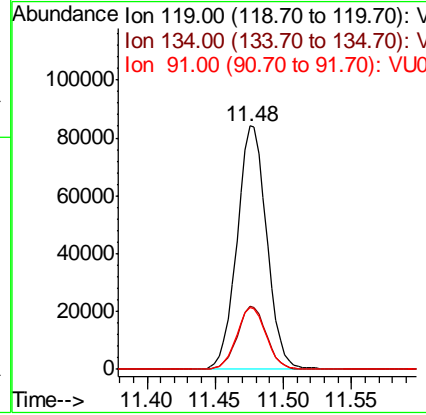
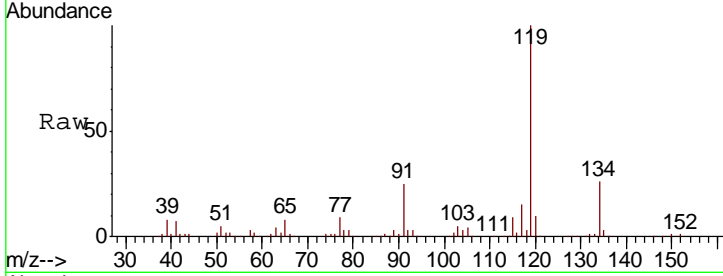




#81
 p-Isopropyltoluene
 Concen: 5.366 ug/l
 RT: 11.48 min Scan# 3204
 Delta R.T. 0.00 min
 Lab File: VU027346.D
 Acq: 02 Oct 2018 16:33

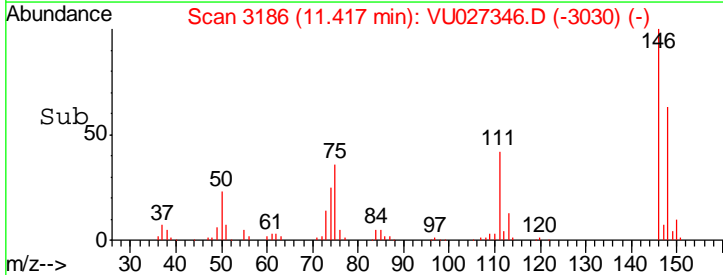
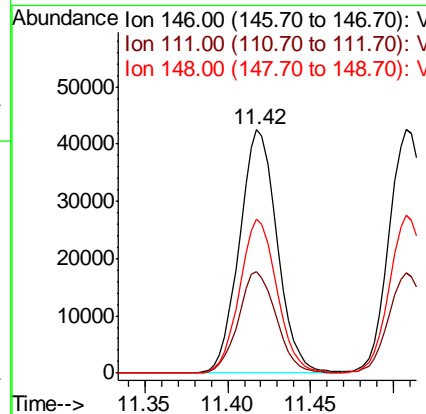
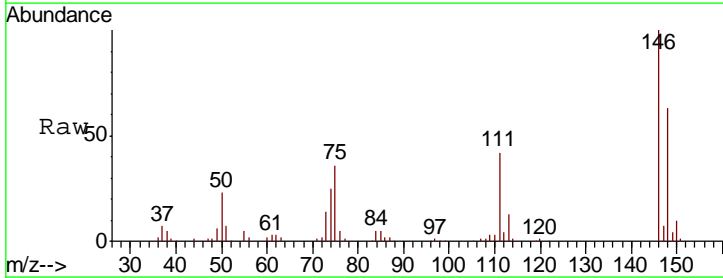
Instrument :
 BNA_G
 ClientSampleID :
 VSTDIC005

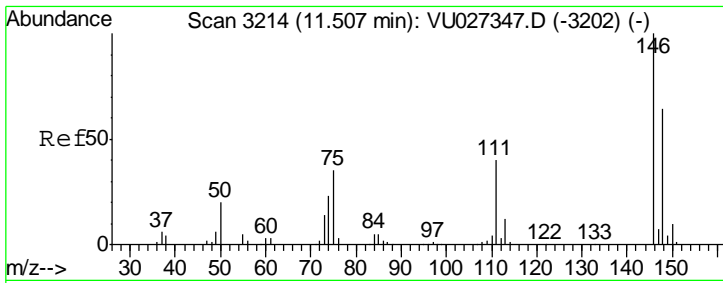
Tgt Ion	Resp	Lower	Upper
119	126341		
134	25.6	20.2	30.2
91	25.8	19.6	29.4



#82
 1,3-Dichlorobenzene
 Concen: 5.345 ug/l
 RT: 11.42 min Scan# 3186
 Delta R.T. 0.00 min
 Lab File: VU027346.D
 Acq: 02 Oct 2018 16:33

Tgt Ion	Resp	Lower	Upper
146	67271		
111	41.7	34.3	51.5
148	62.6	51.2	76.8

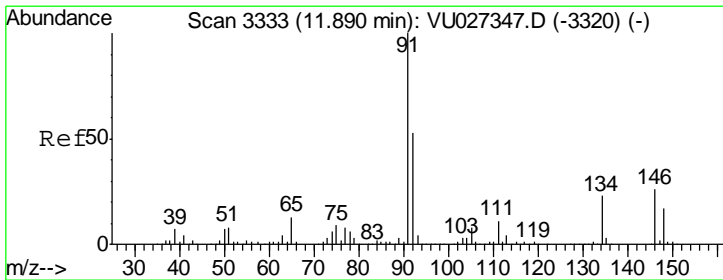
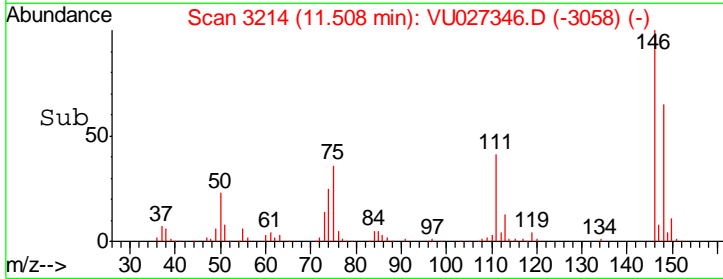
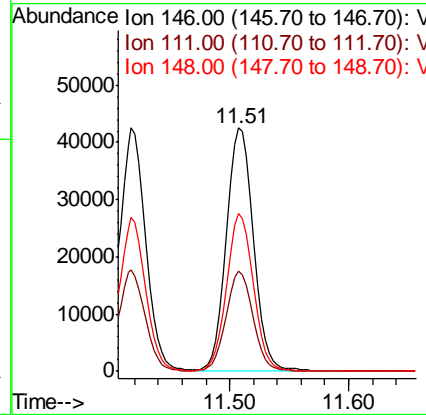
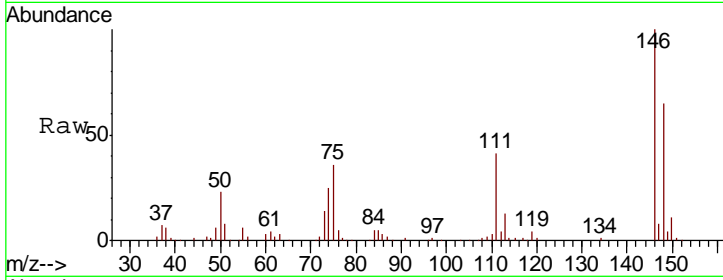




#83
 1,4-Dichlorobenzene
 Concen: 5.366 ug/l
 RT: 11.51 min Scan# 3214
 Delta R.T. 0.00 min
 Lab File: VU027346.D
 Acq: 02 Oct 2018 16:33

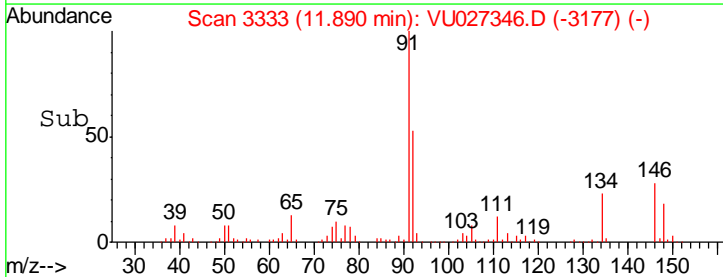
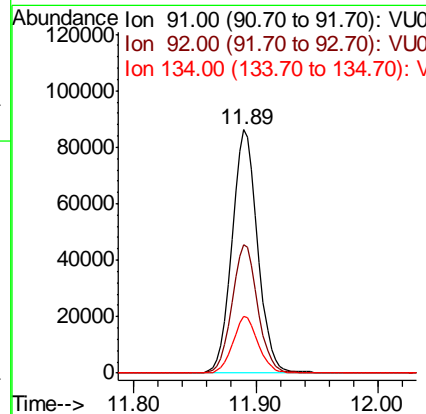
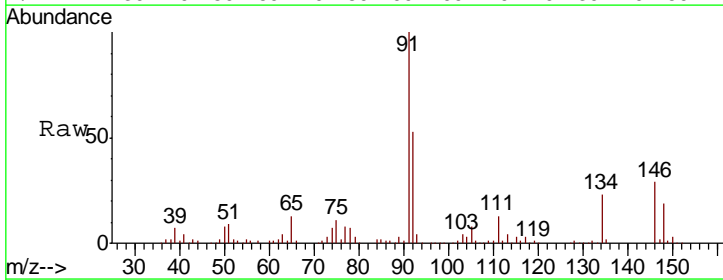
Instrument :
 BNA_G
 ClientSampleId :
 VSTDIC005

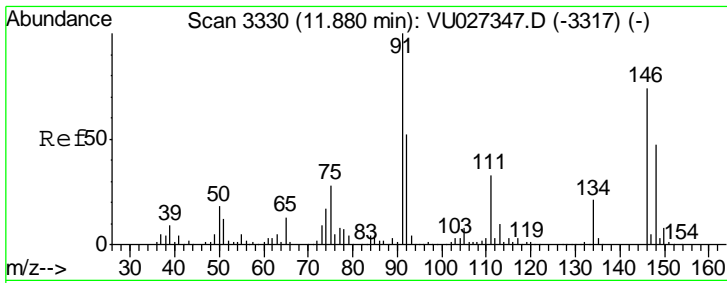
Tgt Ion	Resp	Lower	Upper
146	67636		
111	41.0	32.6	49.0
148	64.0	51.4	77.2



#84
 n-Butylbenzene
 Concen: 5.609 ug/l
 RT: 11.89 min Scan# 3333
 Delta R.T. 0.00 min
 Lab File: VU027346.D
 Acq: 02 Oct 2018 16:33

Tgt Ion	Resp	Lower	Upper
91	127278		
92	52.7	42.2	63.2
134	22.9	18.2	27.4

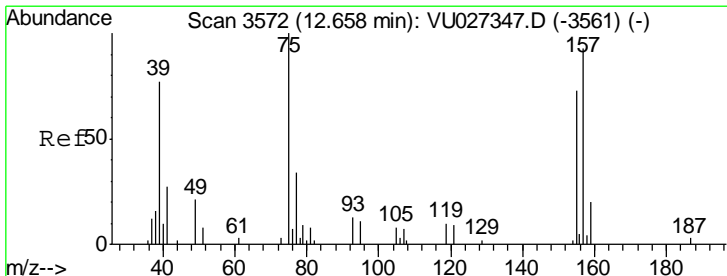
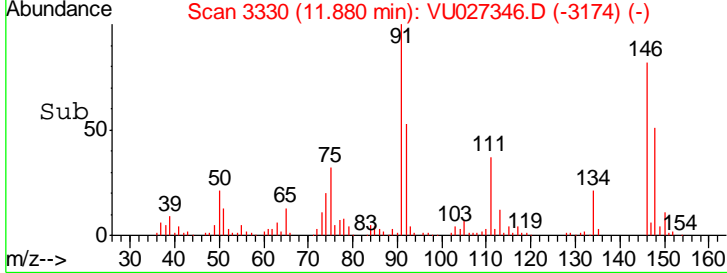
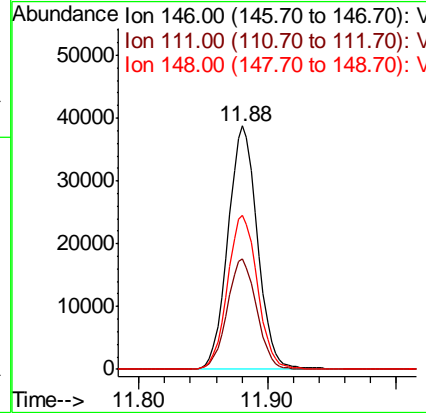
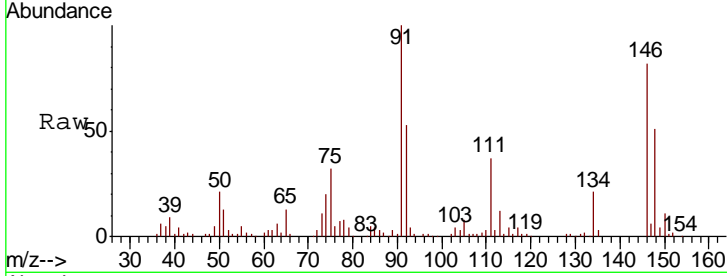




#85
 1,2-Dichlorobenzene
 Concen: 5.217 ug/l
 RT: 11.88 min Scan# 3330
 Delta R.T. 0.00 min
 Lab File: VU027346.D
 Acq: 02 Oct 2018 16:33

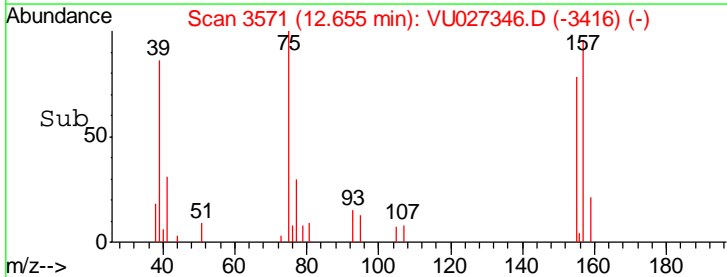
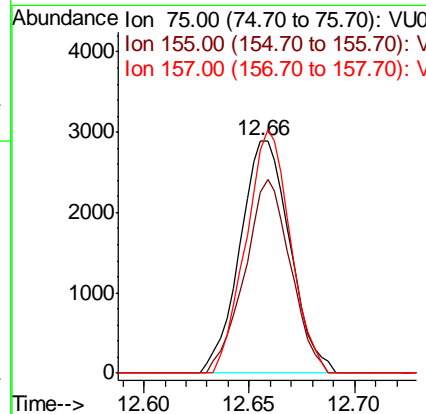
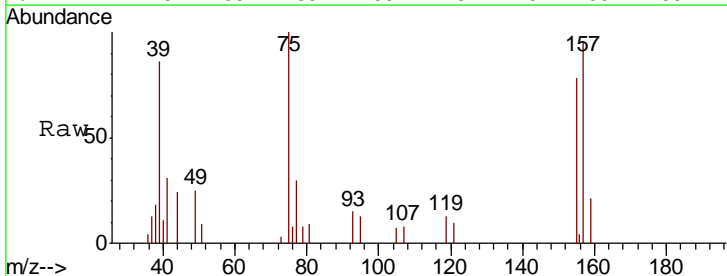
Instrument :
 BNA_G
 ClientSampleId :
 VSTDIC005

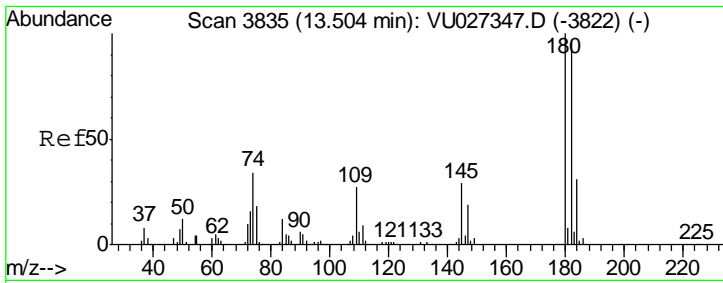
Tgt Ion	Resp	Lower	Upper
146	61285		
111	45.4	22.1	66.3
148	64.2	32.0	96.0



#86
 1,2-Dibromo-3-Chloropropane
 Concen: 6.464 ug/l
 RT: 12.66 min Scan# 3571
 Delta R.T. -0.00 min
 Lab File: VU027346.D
 Acq: 02 Oct 2018 16:33

Tgt Ion	Resp	Lower	Upper
75	4764		
155	76.4	56.6	84.8
157	93.0	71.8	107.6

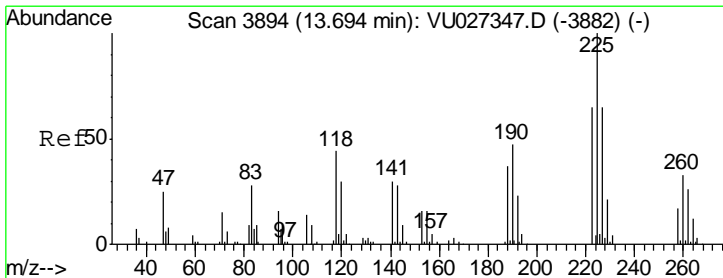
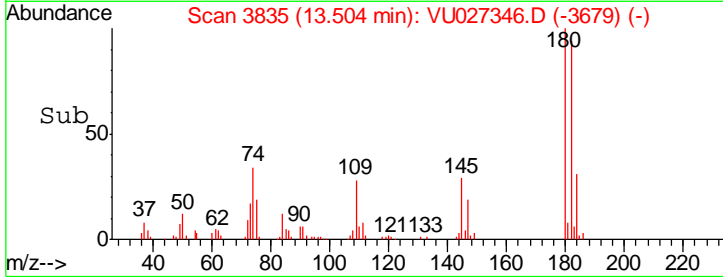
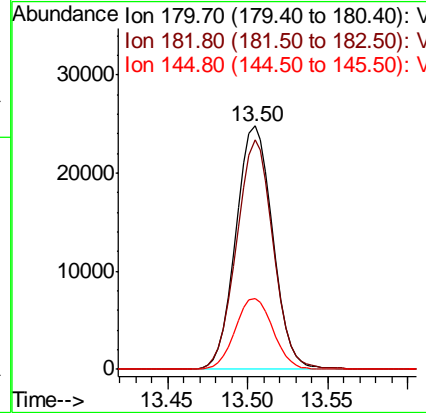
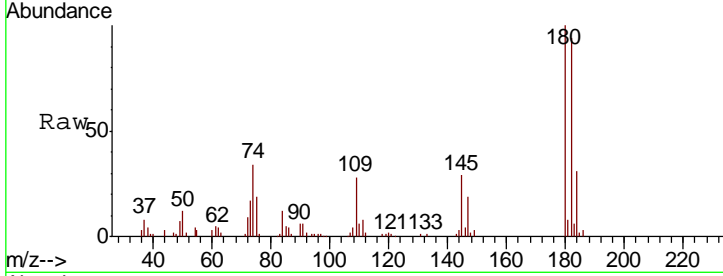




#87
 1,2,4-Trichlorobenzene
 Concen: 4.943 ug/l
 RT: 13.50 min Scan# 3835
 Delta R.T. 0.00 min
 Lab File: VU027346.D
 Acq: 02 Oct 2018 16:33

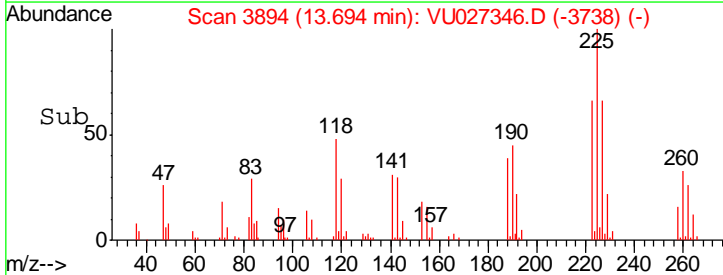
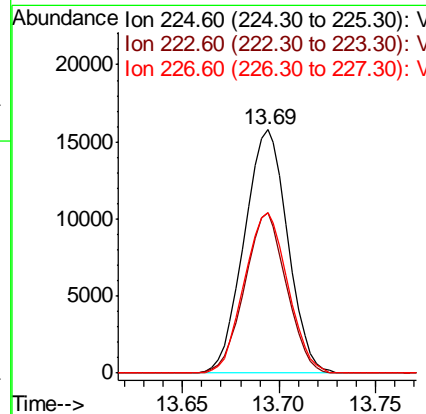
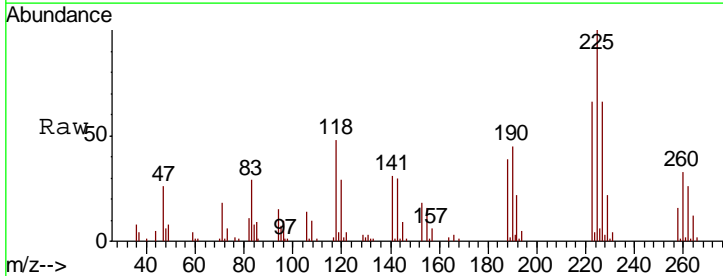
Instrument :
 BNA_G
 ClientSampled :
 VSTDIC005

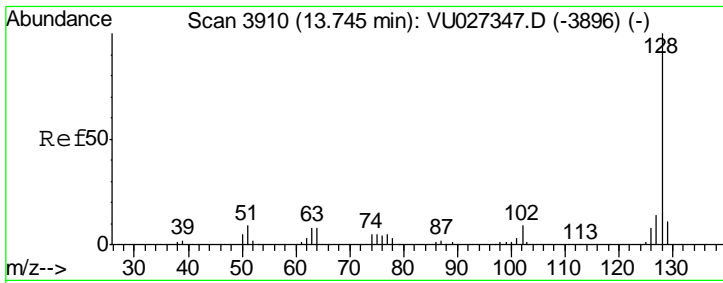
Tgt Ion	Resp	Lower	Upper
180	100		
182	94.0	77.5	116.3
145	29.8	23.9	35.9



#88
 Hexachlorobutadiene
 Concen: 5.052 ug/l
 RT: 13.69 min Scan# 3894
 Delta R.T. 0.00 min
 Lab File: VU027346.D
 Acq: 02 Oct 2018 16:33

Tgt Ion	Resp	Lower	Upper
225	100		
223	63.2	51.4	77.0
227	65.7	52.3	78.5

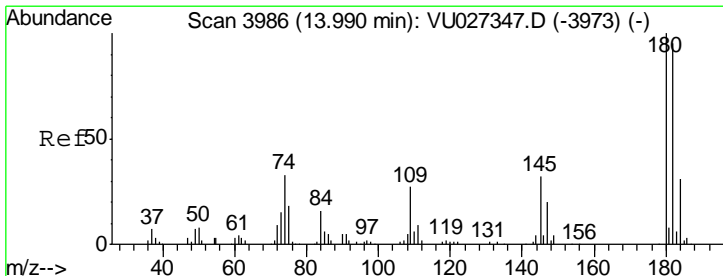
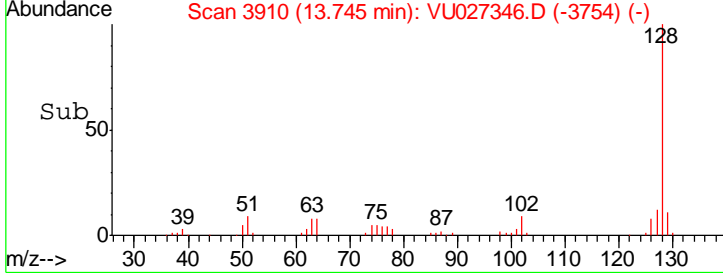
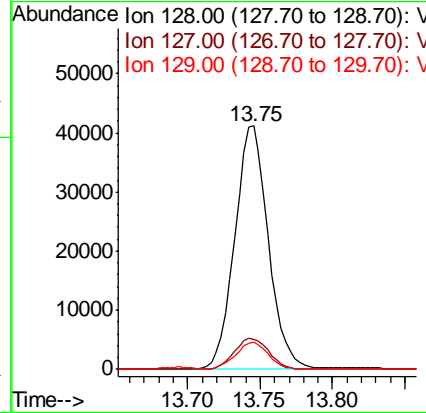
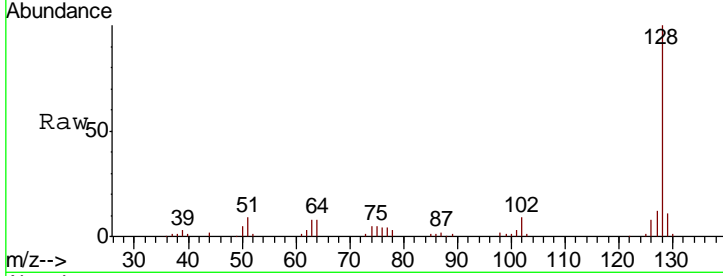




#89
 Naphthalene
 Concen: 5.236 ug/l
 RT: 13.75 min Scan# 3910
 Delta R.T. 0.00 min
 Lab File: VU027346.D
 Acq: 02 Oct 2018 16:33

Instrument :
 BNA_G
 ClientSampled :
 VSTDIC005

Tgt Ion	Resp	Lower	Upper
128	66032		
127	13.1	10.7	16.1
129	10.7	8.4	12.6



#90
 1,2,3-Trichlorobenzene
 Concen: 5.152 ug/l
 RT: 13.99 min Scan# 3985
 Delta R.T. -0.00 min
 Lab File: VU027346.D
 Acq: 02 Oct 2018 16:33

Tgt Ion	Resp	Lower	Upper
180	38325		
182	94.7	76.2	114.4
145	31.7	25.8	38.8

