

Data Path : Z:\SVOASRV\HPCHEM1\BNA G\DATA\BG111819\
 Data File : BG043673.D
 Acq On : 18 Nov 2019 14:59
 Operator : JU
 Sample : SSTDCCC040
 Misc :
 ALS Vial : 2 Sample Multiplier: 1

Instrument :
 BNA_G
 ClientSampleId :
 SSTDCCC040

Quant Time: Nov 19 01:39:10 2019
 Quant Method : Z:\SVOASRV\HPCHEM1\BNA G\METHODS\8270-BG102119.M
 Quant Title : ASP BNA STANDARDS FOR 5 POINT CALIBRATION
 QLast Update : Mon Nov 04 15:22:15 2019
 Response via : Initial Calibration

Internal Standards	R.T.	QIon	Response	Conc	Units	Dev(Min)
1) 1,4-Dichlorobenzene-d4	8.00	152	24743	20.00	ng	-0.01
21) Naphthalene-d8	10.80	136	103352	20.00	ng	-0.02
39) Acenaphthene-d10	14.62	164	74449	20.00	ng	-0.02
64) Phenanthrene-d10	17.37	188	180877	20.00	ng	-0.02
76) Chrysene-d12	21.64	240	193281	20.00	ng	-0.02
87) Perylene-d12	24.82	264	226475	20.00	ng	-0.04

System Monitoring Compounds

5) 2-Fluorophenol	5.59	112	116580	86.34	ng	0.00
7) Phenol-d6	7.19	99	164127	84.48	ng	0.00
23) Nitrobenzene-d5	9.16	82	158480	79.05	ng	-0.02
42) 2,4,6-Tribromophenol	16.12	330	104569	73.81	ng	-0.01
45) 2-Fluorobiphenyl	13.25	172	443505	82.32	ng	-0.02
79) Terphenyl-d14	19.98	244	856145	83.10	ng	-0.02

Target Compounds

Target Compounds	R.T.	QIon	Response	Conc	Units	Qvalue
2) 1,4-Dioxane	3.46	88	21552	40.959	ng	# 93
3) Pyridine	3.86	79	60541	45.611	ng	95
4) n-Nitrosodimethylamine	3.78	42	29804	44.498	ng	# 81
6) Aniline	7.33	93	92114	41.160	ng	96
8) 2-Chlorophenol	7.57	128	61735	41.418	ng	96
9) Benzaldehyde	7.13	77	38681	40.515	ng	92
10) Phenol	7.21	94	75099	42.303	ng	96
11) bis(2-Chloroethyl)ether	7.41	93	55411	40.372	ng	98
12) 1,3-Dichlorobenzene	7.88	146	76916	41.186	ng	98
13) 1,4-Dichlorobenzene	8.03	146	78067	41.317	ng	97
14) 1,2-Dichlorobenzene	8.35	146	73439	39.807	ng	97
15) Benzyl Alcohol	8.24	79	56522	41.427	ng	96
16) 2,2'-oxybis(1-Chloropropan	8.51	45	81434	40.804	ng	97
17) 2-Methylphenol	8.46	107	54319	41.973	ng	90
18) Hexachloroethane	9.07	117	26960	39.548	ng	94
19) n-Nitroso-di-n-propylamine	8.79	70	51704	41.187	ng	92
20) 3+4-Methylphenols	8.79	107	71035	40.028	ng	93
22) Acetophenone	8.82	105	103370	39.056	ng	# 91
24) Nitrobenzene	9.20	77	76012	39.803	ng	# 95
25) Isophorone	9.72	82	142607	38.909	ng	98
26) 2-Nitrophenol	9.92	139	38181	41.412	ng	97
27) 2,4-Dimethylphenol	9.99	122	55829	42.249	ng	98
28) bis(2-Chloroethoxy)methane	10.20	93	78134	38.625	ng	98
29) 2,4-Dichlorophenol	10.46	162	65684	38.794	ng	98
30) 1,2,4-Trichlorobenzene	10.66	180	84347	39.526	ng	94
31) Naphthalene	10.85	128	205338	39.141	ng	99
32) Benzoic acid	10.16	122	30572	33.636	ng	89
33) 4-Chloroaniline	10.97	127	85531	39.774	ng	97
34) Hexachlorobutadiene	11.13	225	62768	39.790	ng	91
35) Caprolactam	11.73	113	22153	37.990	ng	# 84
36) 4-Chloro-3-methylphenol	12.11	107	73561	39.831	ng	97
37) 2-Methylnaphthalene	12.46	142	157745	39.189	ng	98
38) 1-Methylnaphthalene	12.67	142	149171	38.949	ng	98
40) 1,2,4,5-Tetrachlorobenzene	12.82	216	110496	40.104	ng	98

Data Path : Z:\SVOASRV\HPCHEM1\BNA G\DATA\BG111819\
 Data File : BG043673.D
 Acq On : 18 Nov 2019 14:59
 Operator : JU
 Sample : SSTDCCC040
 Misc :
 ALS Vial : 2 Sample Multiplier: 1

Instrument :
 BNA_G
 ClientSampleId :
 SSTDCCC040

Quant Time: Nov 19 01:39:10 2019
 Quant Method : Z:\SVOASRV\HPCHEM1\BNA G\METHODS\8270-BG102119.M
 Quant Title : ASP BNA STANDARDS FOR 5 POINT CALIBRATION
 QLast Update : Mon Nov 04 15:22:15 2019
 Response via : Initial Calibration

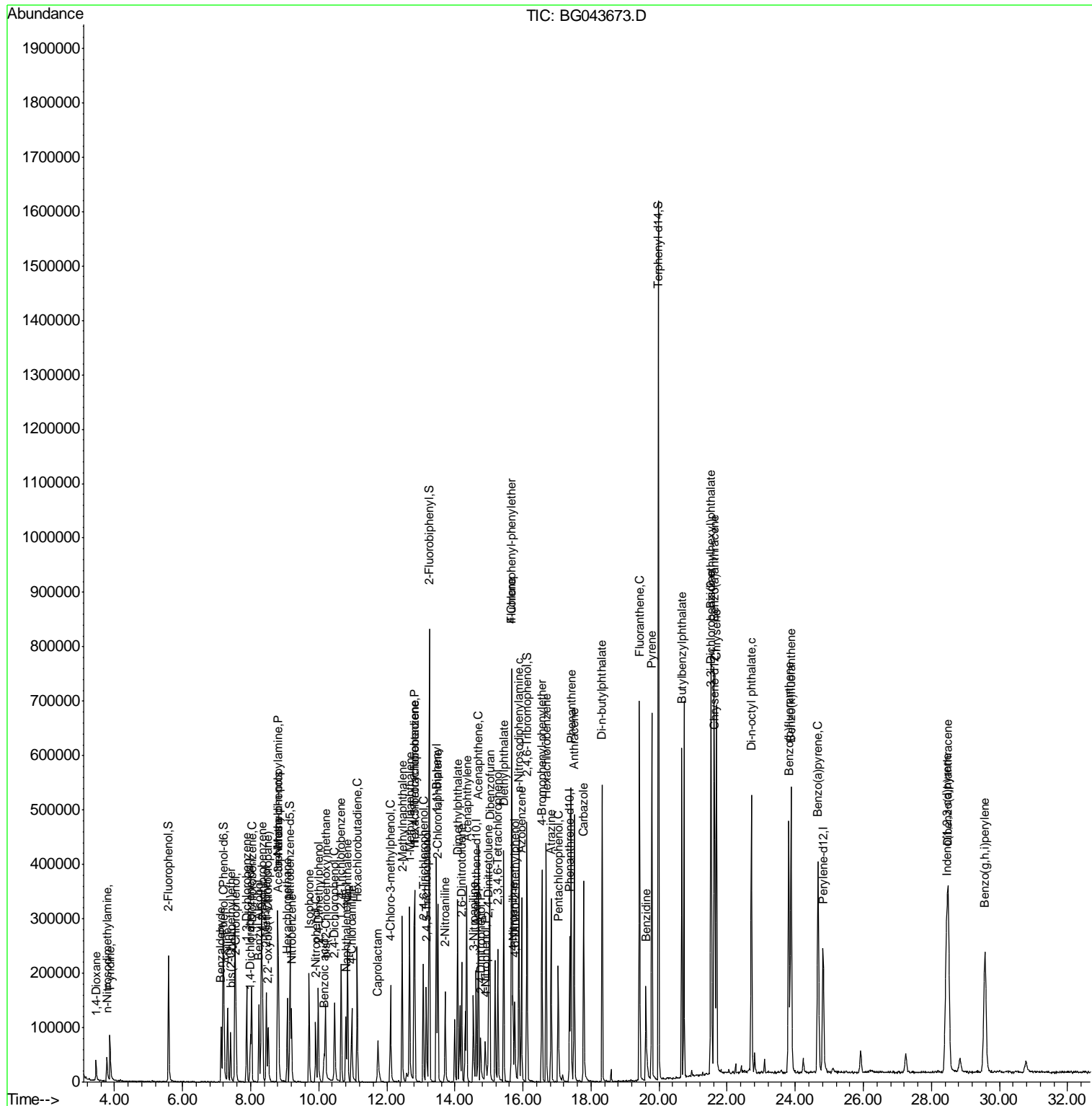
Internal Standards	R.T.	QIon	Response	Conc	Units	Dev(Min)
41) Hexachlorocyclopentadiene	12.80	237	83082	57.403	ng	100
43) 2,4,6-Trichlorophenol	13.07	196	63829	39.338	ng	97
44) 2,4,5-Trichlorophenol	13.16	196	64574	39.365	ng	96
46) 1,1'-Biphenyl	13.46	154	230977	40.782	ng	95
47) 2-Chloronaphthalene	13.50	162	172901	40.123	ng	99
48) 2-Nitroaniline	13.72	65	52557	40.806	ng	91
49) Acenaphthylene	14.35	152	273313	40.751	ng	98
50) Dimethylphthalate	14.08	163	231912	40.216	ng	97
51) 2,6-Dinitrotoluene	14.20	165	49708	39.678	ng	95
52) Acenaphthene	14.69	154	163431	39.958	ng	96
53) 3-Nitroaniline	14.54	138	48261	39.900	ng	96
54) 2,4-Dinitrophenol	14.75	184	29742	41.840	ng	93
55) Dibenzofuran	15.02	168	266916	40.242	ng	99
56) 4-Nitrophenol	14.89	139	27980	34.520	ng	85
57) 2,4-Dinitrotoluene	14.99	165	71299	39.824	ng	97
58) Fluorene	15.68	166	226317	40.683	ng	98
59) 2,3,4,6-Tetrachlorophenol	15.26	232	63050	36.176	ng	99
60) Diethylphthalate	15.43	149	231082	39.882	ng	99
61) 4-Chlorophenyl-phenylether	15.66	204	128560	39.614	ng	98
62) 4-Nitroaniline	15.70	138	52909	42.356	ng	90
63) Azobenzene	15.96	77	185621	39.584	ng	97
65) 4,6-Dinitro-2-methylphenol	15.76	198	39034	36.670	ng	95
66) n-Nitrosodiphenylamine	15.88	169	194833	38.153	ng	97
67) 4-Bromophenyl-phenylether	16.56	248	92575	38.031	ng	94
68) Hexachlorobenzene	16.68	284	103989	37.217	ng	97
69) Atrazine	16.83	200	75537	42.569	ng	97
70) Pentachlorophenol	17.04	266	55404	43.516	ng	99
71) Phenanthrene	17.41	178	355920	38.427	ng	99
72) Anthracene	17.50	178	359307	38.773	ng	97
73) Carbazole	17.78	167	320942	38.244	ng	97
74) Di-n-butylphthalate	18.32	149	397818	39.069	ng	99
75) Fluoranthene	19.42	202	472338	39.117	ng	99
77) Benzidine	19.61	184	161262	41.457	ng	97
78) Pyrene	19.79	202	482726	40.349	ng	99
80) Butylbenzylphthalate	20.67	149	185427	40.909	ng	97
81) Benzo(a)anthracene	21.62	228	494595	40.852	ng	98
82) 3,3'-Dichlorobenzidine	21.53	252	196894	42.047	ng	95
83) Chrysene	21.69	228	488839	40.638	ng	98
84) Bis(2-ethylhexyl)phthalate	21.52	149	268615	41.719	ng	99
85) Di-n-octyl phthalate	22.71	149	456320	41.774	ng	99
86) Indeno(1,2,3-cd)pyrene	28.44	276	618390	40.954	ng	# 94
88) Benzo(b)fluoranthene	23.81	252	522247	40.715	ng	100
89) Benzo(k)fluoranthene	23.88	252	526267	40.755	ng	99
90) Benzo(a)pyrene	24.67	252	502709	41.042	ng	99
91) Dibenzo(a,h)anthracene	28.50	278	517225	41.284	ng	98
92) Benzo(g,h,i)perylene	29.58	276	502584	40.668	ng	99

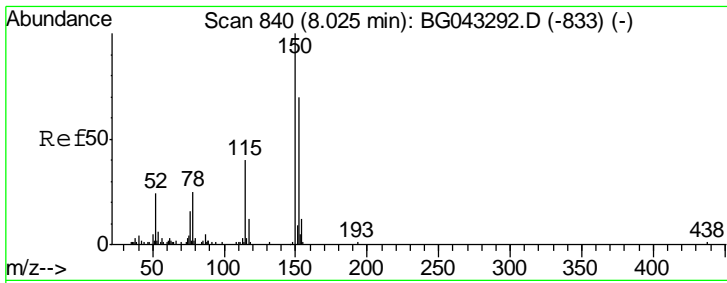
(#) = qualifier out of range (m) = manual integration (+) = signals summed

Data Path : Z:\SVOASRV\HPCHEM1\BNA G\DATA\BG111819\
Data File : BG043673.D
Acq On : 18 Nov 2019 14:59
Operator : JU
Sample : SSTDCCC040
Misc :
ALS Vial : 2 Sample Multiplier: 1

Instrument :
BNA_G
ClientSampled :
SSTDCCC040

Quant Time: Nov 19 01:39:10 2019
Quant Method : Z:\SVOASRV\HPCHEM1\BNA G\METHODS\8270-BG102119.M
Quant Title : ASP BNA STANDARDS FOR 5 POINT CALIBRATION
QLast Update : Mon Nov 04 15:22:15 2019
Response via : Initial Calibration

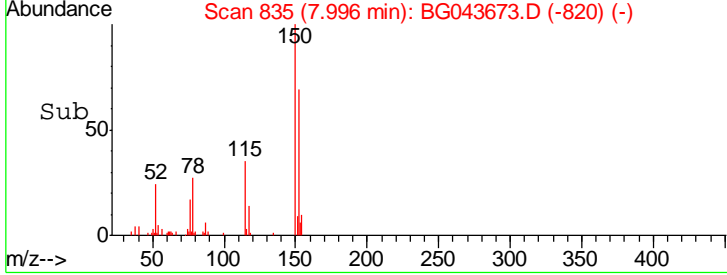
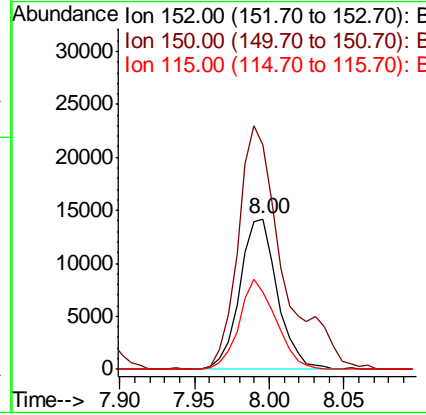
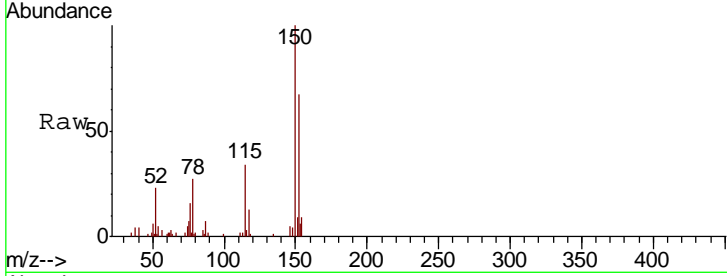




#1
 1,4-Dichlorobenzene-d4
 Concen: 20.000 ng
 RT: 8.00 min Scan# 835
 Delta R.T. -0.01 min
 Lab File: BG043673.D
 Acq: 18 Nov 2019 14:59

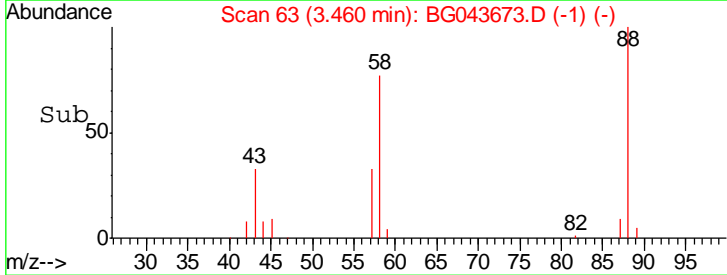
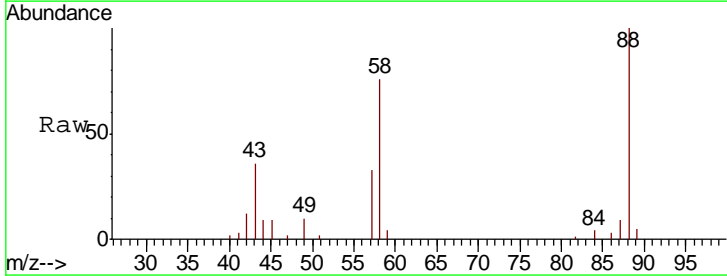
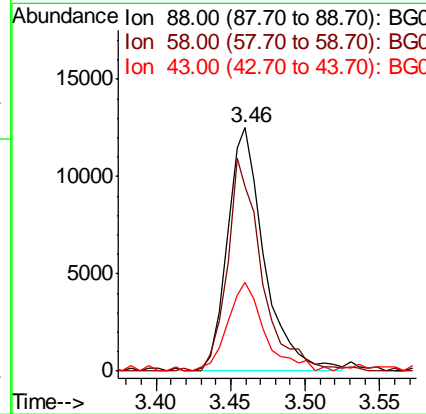
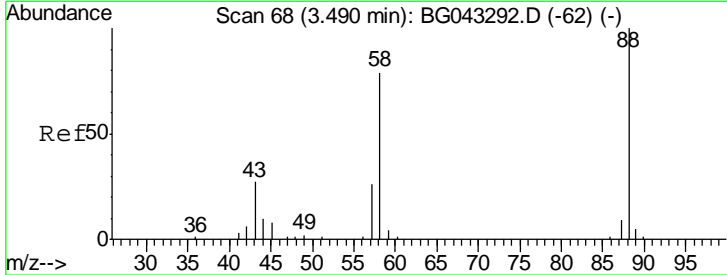
Instrument :
 BNA_G
 ClientSampleId :
 SSTDCCC040

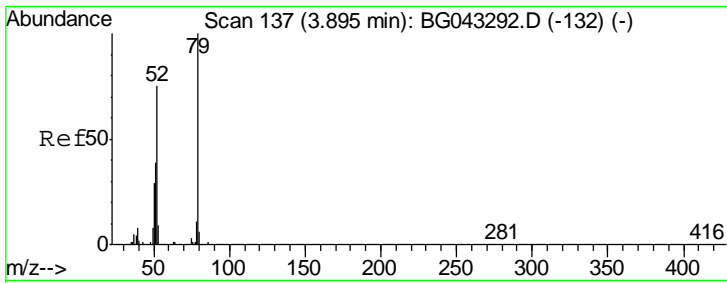
Tgt Ion	Resp	Lower	Upper
152	100		
150	148.8	129.4	194.0
115	50.9	48.8	73.2



#2
 1,4-Dioxane
 Concen: 40.959 ng
 RT: 3.46 min Scan# 63
 Delta R.T. -0.01 min
 Lab File: BG043673.D
 Acq: 18 Nov 2019 14:59

Tgt Ion	Resp	Lower	Upper
88	100		
58	82.8	62.7	94.1
43	36.8	23.7	35.5#

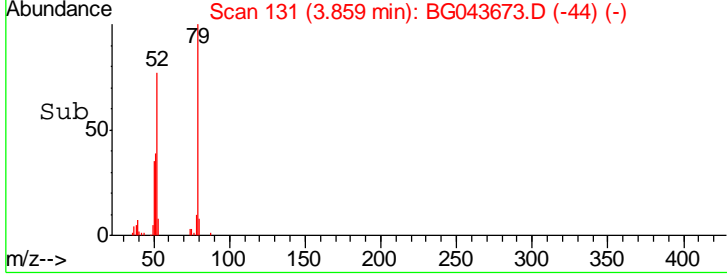
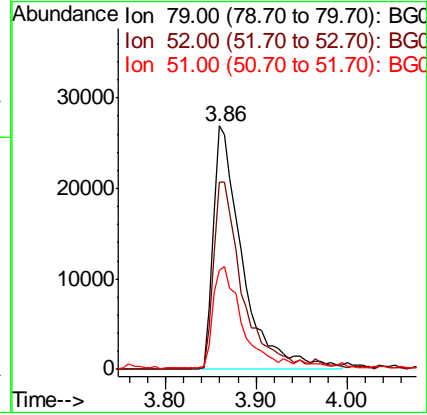
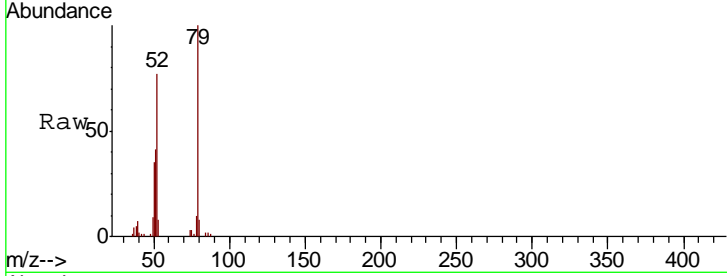




#3
 Pyridine
 Concen: 45.611 ng
 RT: 3.86 min Scan# 131
 Delta R.T. -0.02 min
 Lab File: BG043673.D
 Acq: 18 Nov 2019 14:59

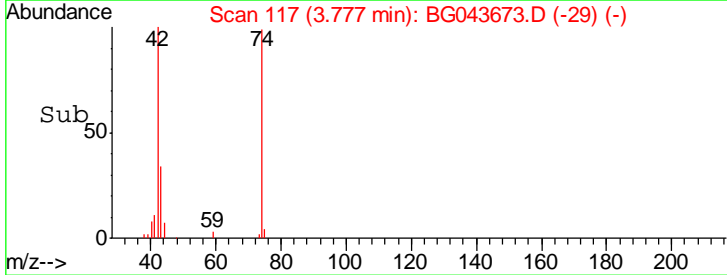
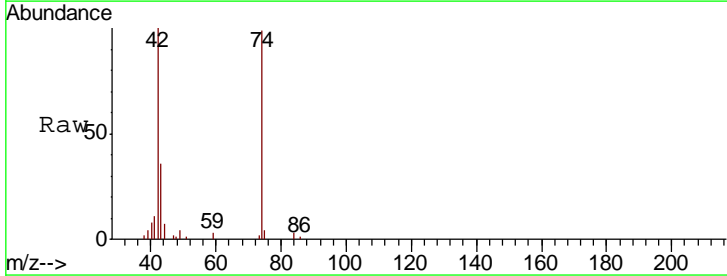
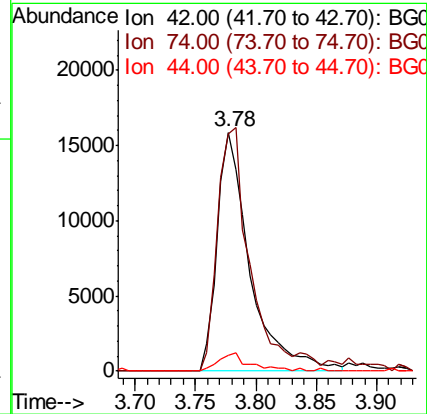
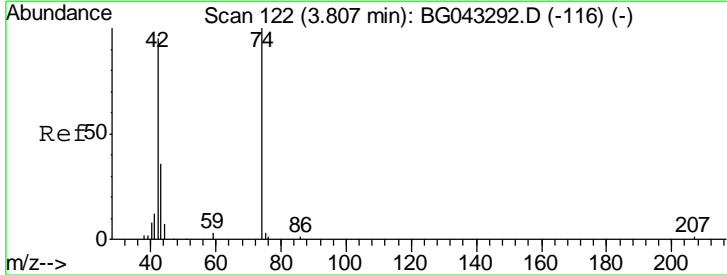
Instrument :
 BNA_G
 ClientSampleId :
 SSTDCCC040

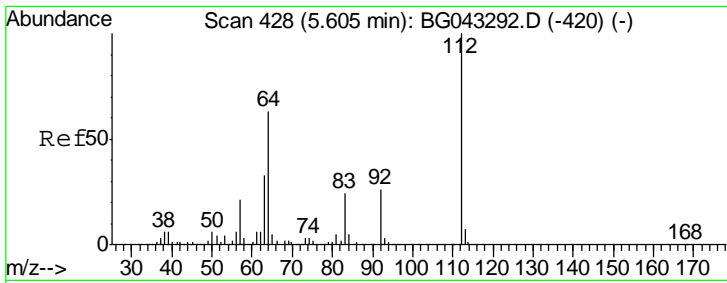
Tgt Ion	Resp	Lower	Upper
79	100		
52	76.9	56.5	84.7
51	40.8	33.2	49.8



#4
 n-Nitrosodimethylamine
 Concen: 44.498 ng
 RT: 3.78 min Scan# 117
 Delta R.T. -0.01 min
 Lab File: BG043673.D
 Acq: 18 Nov 2019 14:59

Tgt Ion	Resp	Lower	Upper
42	100		
74	99.0	97.3	145.9
44	6.8	4.4	6.6#

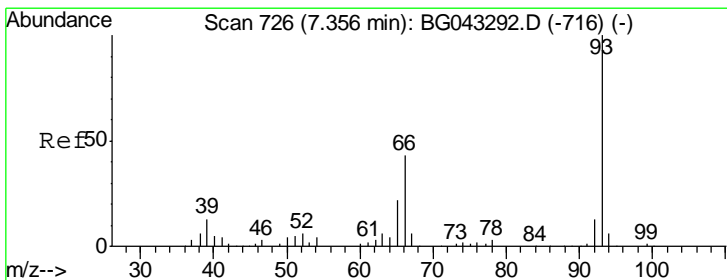
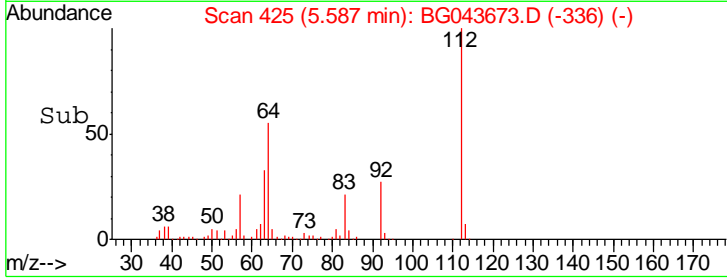
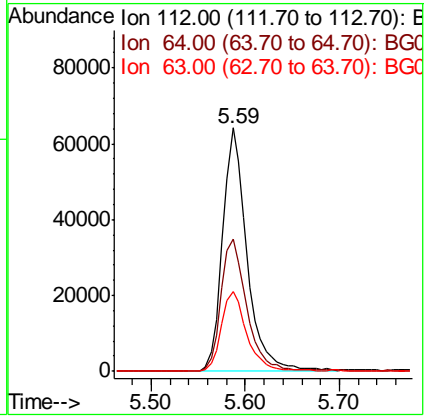
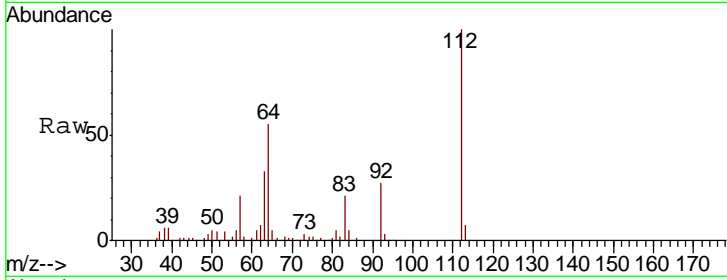




#5
 2-Fluorophenol
 Concen: 86.338 ng
 RT: 5.59 min Scan# 425
 Delta R.T. -0.01 min
 Lab File: BG043673.D
 Acq: 18 Nov 2019 14:59

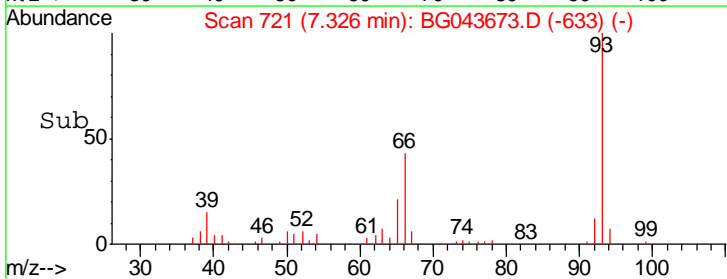
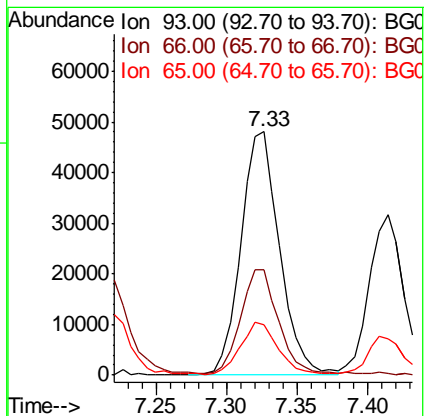
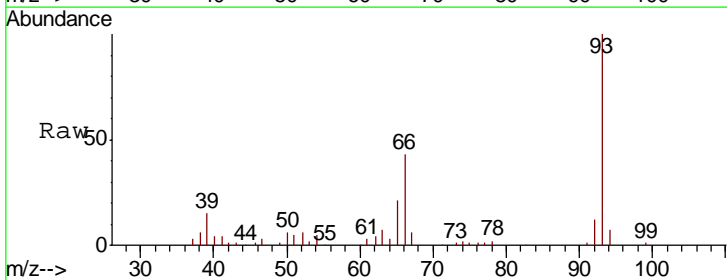
Instrument :
 BNA_G
ClientSampled :
 SSTDCCC040

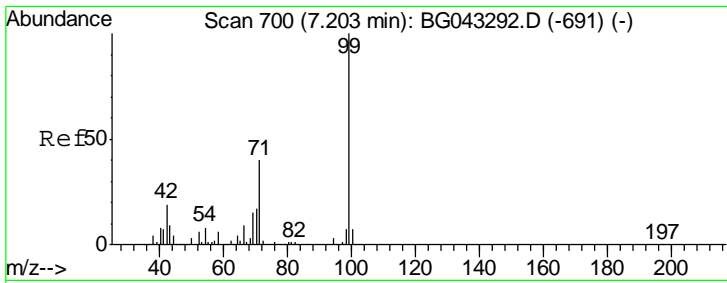
Tgt Ion	Resp	Lower	Upper
112	116580		
64	54.5	50.0	75.0
63	32.7	26.6	40.0



#6
 Aniline
 Concen: 41.160 ng
 RT: 7.33 min Scan# 721
 Delta R.T. -0.01 min
 Lab File: BG043673.D
 Acq: 18 Nov 2019 14:59

Tgt Ion	Resp	Lower	Upper
93	92114		
66	43.3	32.3	48.5
65	20.7	16.1	24.1

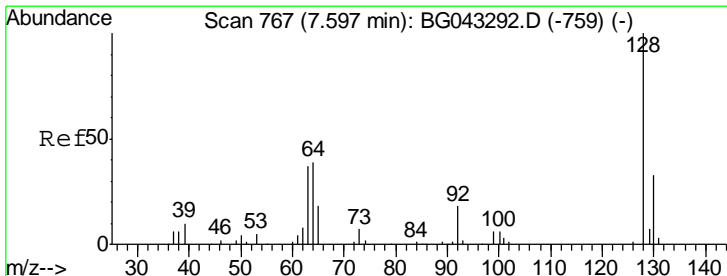
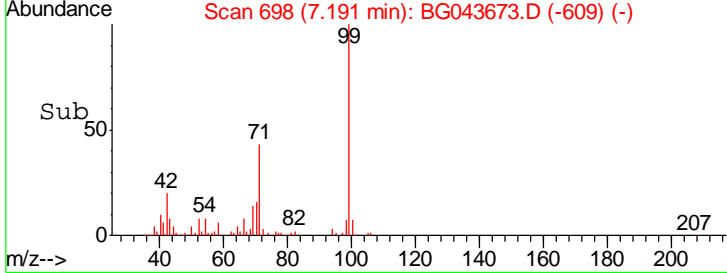
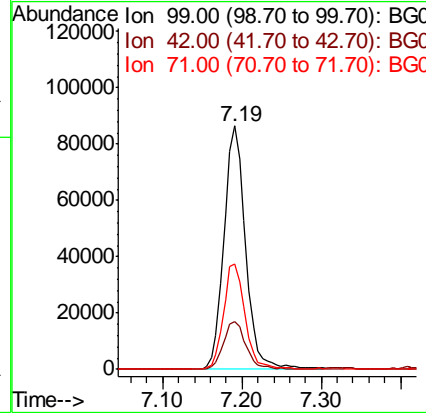
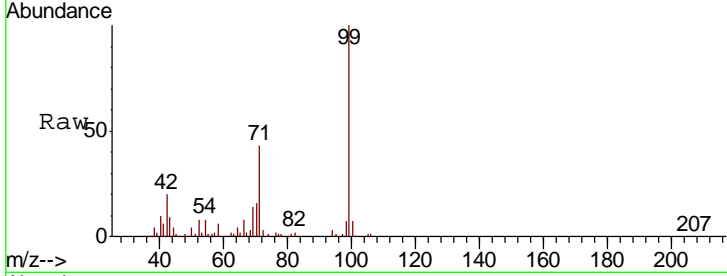




#7
 Phenol-d6
 Concen: 84.483 ng
 RT: 7.19 min Scan# 698
 Delta R.T. -0.01 min
 Lab File: BG043673.D
 Acq: 18 Nov 2019 14:59

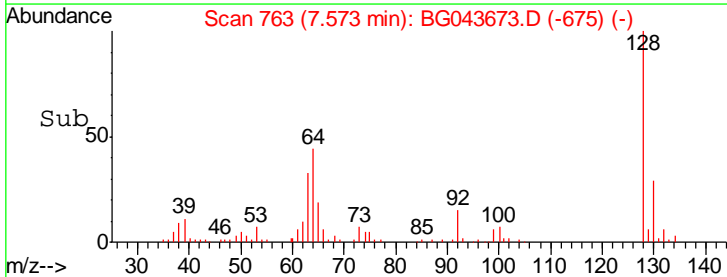
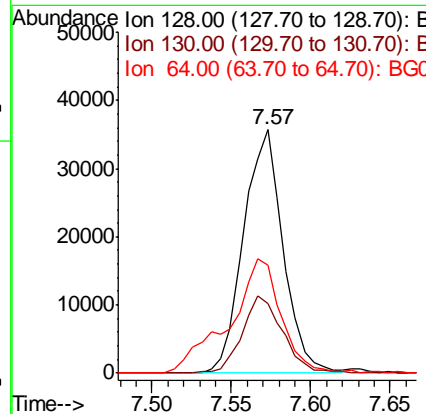
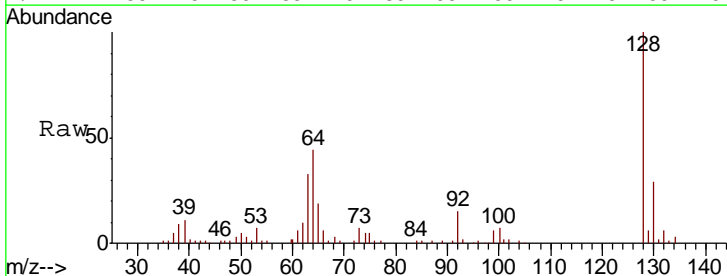
Instrument :
 BNA_G
 ClientSampleId :
 SSTDCCC040

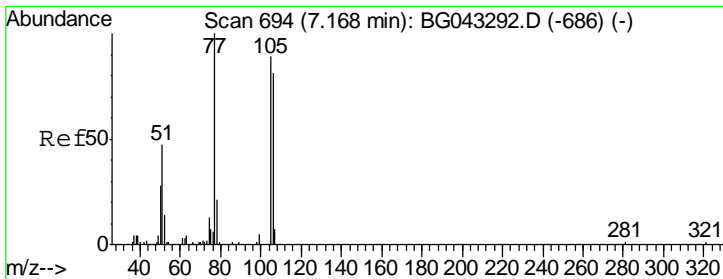
Tgt Ion	Resp	Lower	Upper
99	164127		
42	19.7	14.6	21.8
71	43.3	32.5	48.7



#8
 2-Chlorophenol
 Concen: 41.418 ng
 RT: 7.57 min Scan# 763
 Delta R.T. -0.01 min
 Lab File: BG043673.D
 Acq: 18 Nov 2019 14:59

Tgt Ion	Resp	Lower	Upper
128	61735		
130	28.6	12.5	52.5
64	44.1	25.3	65.3

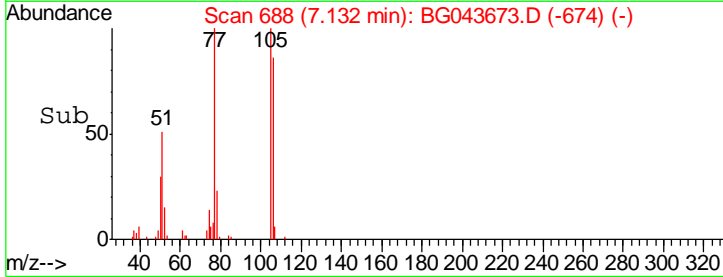
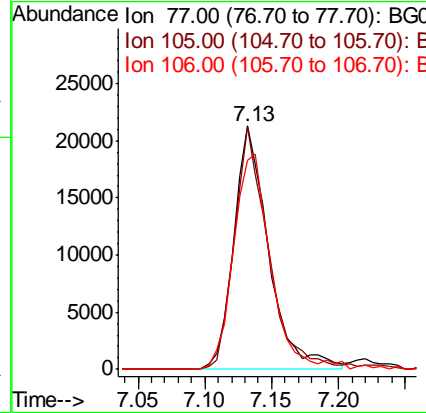
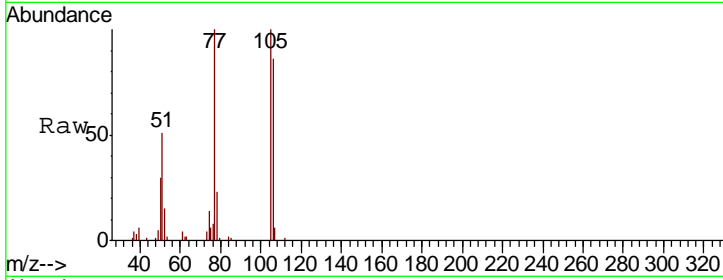




#9
Benzaldehyde
Concen: 40.515 ng
RT: 7.13 min Scan# 688
Delta R.T. -0.02 min
Lab File: BG043673.D
Acq: 18 Nov 2019 14:59

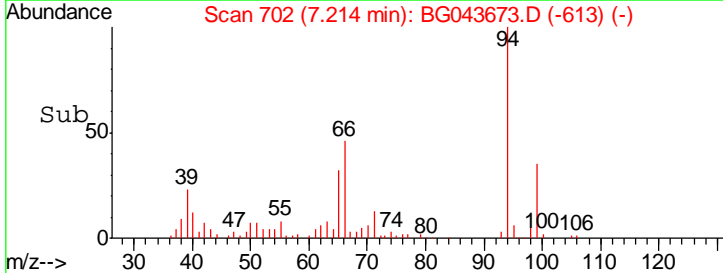
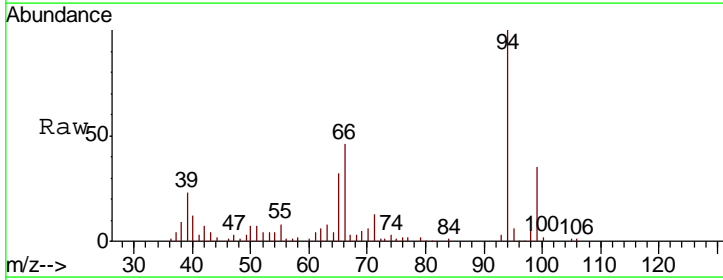
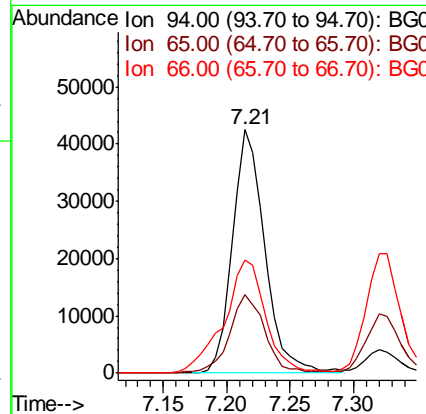
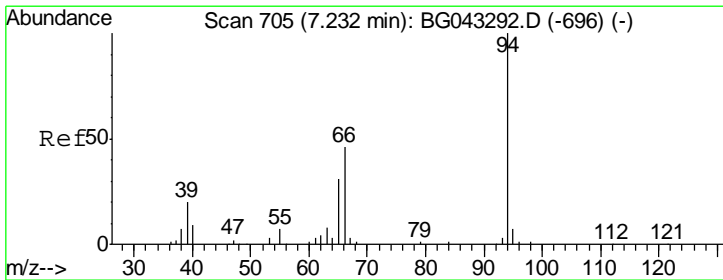
Instrument :
BNA_G
ClientSampleId :
SSTDCCC040

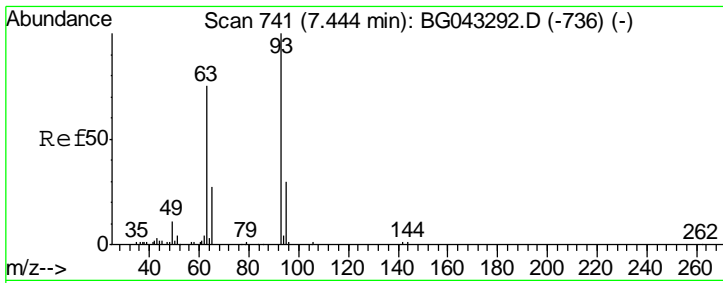
Tgt Ion	Resp	Lower	Upper
77	100		
105	99.6	68.6	108.6
106	85.9	69.9	109.9



#10
Phenol
Concen: 42.303 ng
RT: 7.21 min Scan# 702
Delta R.T. -0.01 min
Lab File: BG043673.D
Acq: 18 Nov 2019 14:59

Tgt Ion	Resp	Lower	Upper
94	100		
65	32.0	12.6	52.6
66	46.5	30.7	70.7

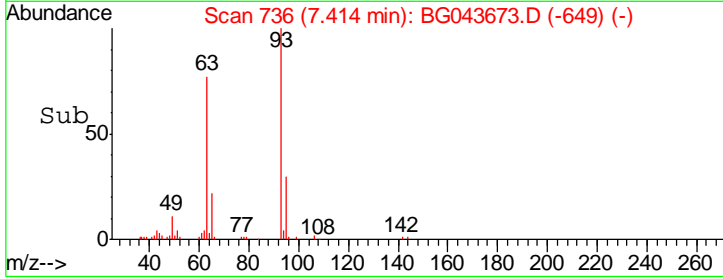
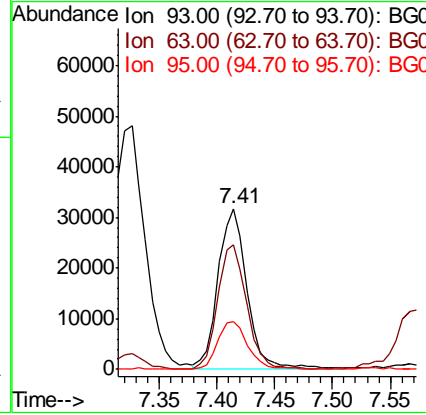
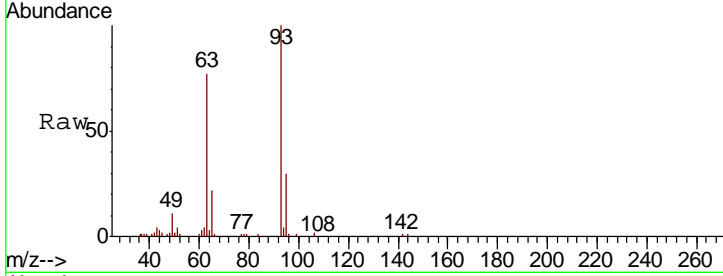




#11
 bis(2-Chloroethyl)ether
 Concen: 40.372 ng
 RT: 7.41 min Scan# 736
 Delta R.T. -0.02 min
 Lab File: BG043673.D
 Acq: 18 Nov 2019 14:59

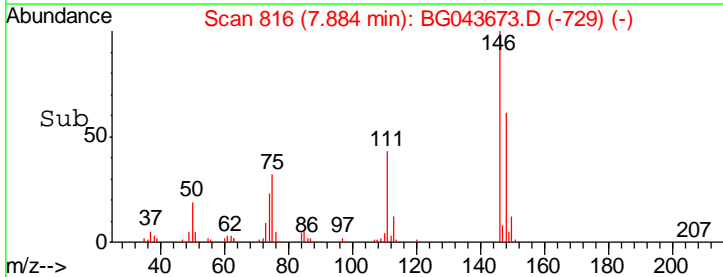
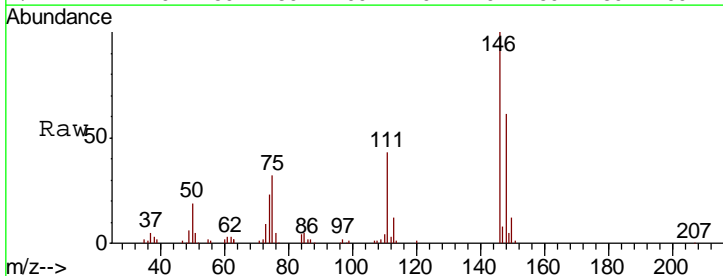
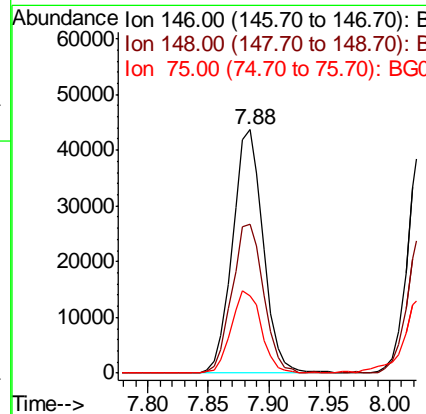
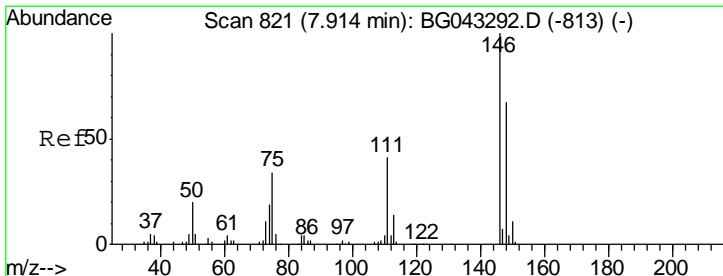
Instrument :
 BNA_G
 ClientSampleId :
 SSTDCCC040

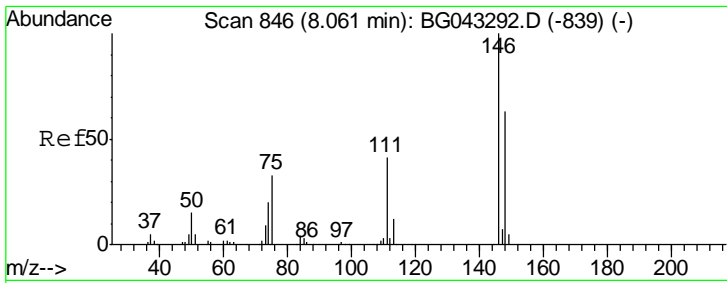
Tgt Ion	Resp	Lower	Upper
93	55411		
93	100		
63	77.2	56.3	96.3
95	30.0	12.2	52.2



#12
 1,3-Dichlorobenzene
 Concen: 41.186 ng
 RT: 7.88 min Scan# 816
 Delta R.T. -0.02 min
 Lab File: BG043673.D
 Acq: 18 Nov 2019 14:59

Tgt Ion	Resp	Lower	Upper
146	76916		
146	100		
148	61.0	50.3	75.5
75	31.8	24.6	37.0

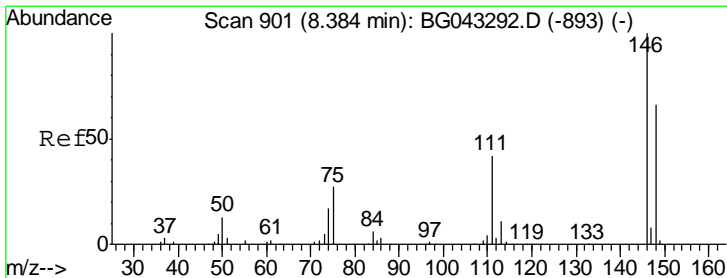
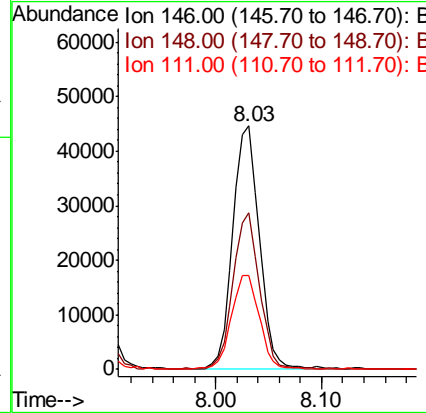
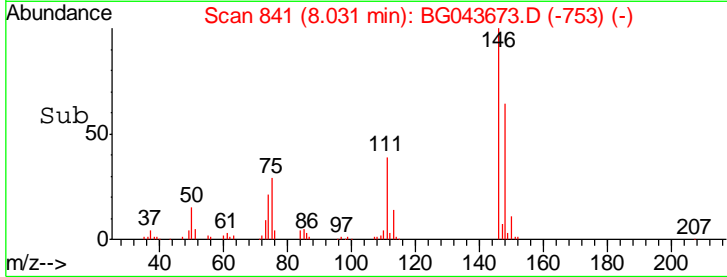
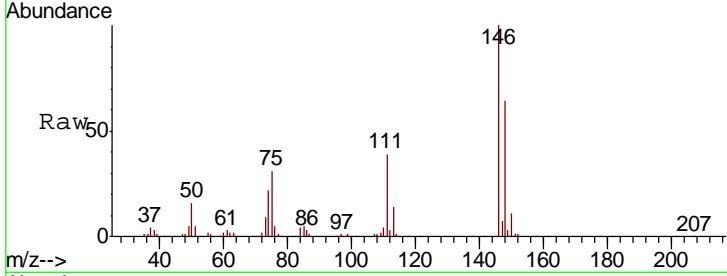




#13
 1,4-Dichlorobenzene
 Concen: 41.317 ng
 RT: 8.03 min Scan# 841
 Delta R.T. -0.01 min
 Lab File: BG043673.D
 Acq: 18 Nov 2019 14:59

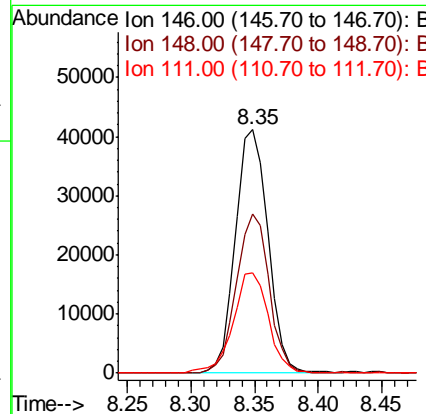
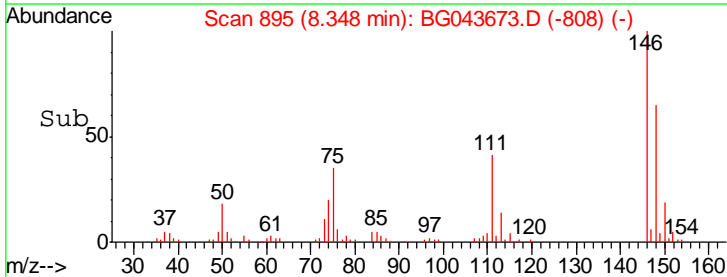
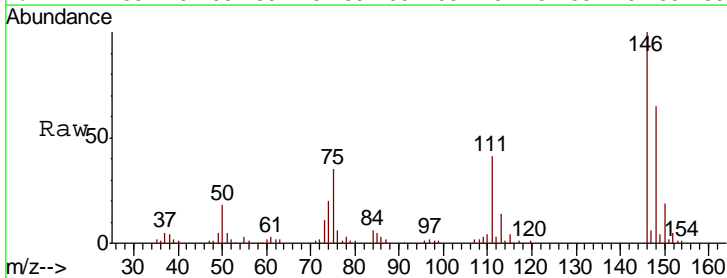
Instrument :
 BNA_G
 ClientSampleId :
 SSTDCCC040

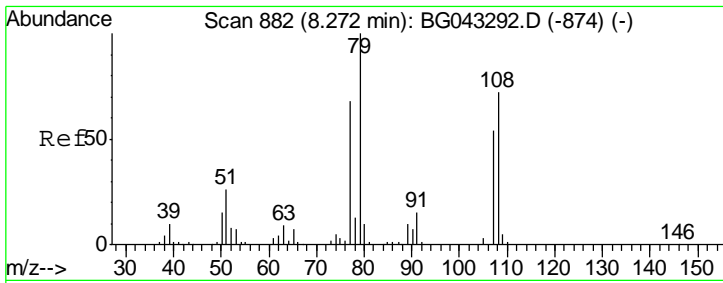
Tgt Ion	Resp	Lower	Upper
146	100		
148	64.4	50.7	76.1
111	38.8	33.4	50.2



#14
 1,2-Dichlorobenzene
 Concen: 39.807 ng
 RT: 8.35 min Scan# 895
 Delta R.T. -0.02 min
 Lab File: BG043673.D
 Acq: 18 Nov 2019 14:59

Tgt Ion	Resp	Lower	Upper
146	100		
148	65.3	53.2	79.8
111	40.9	35.8	53.6

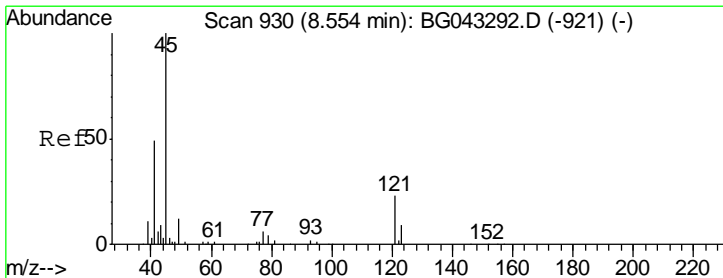
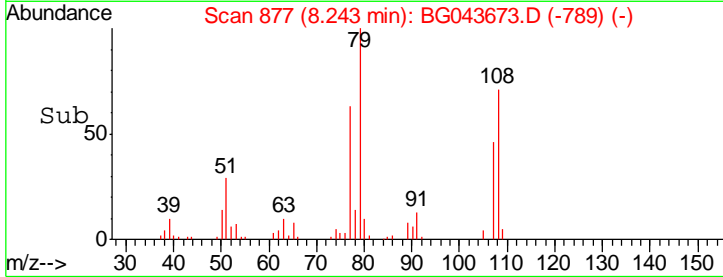
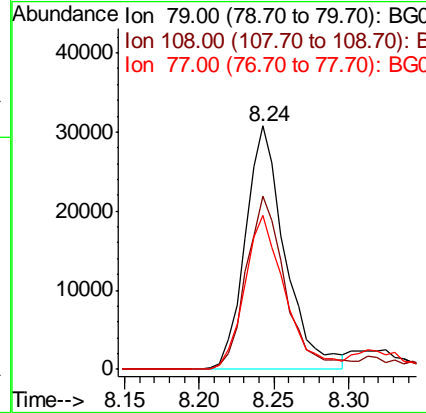
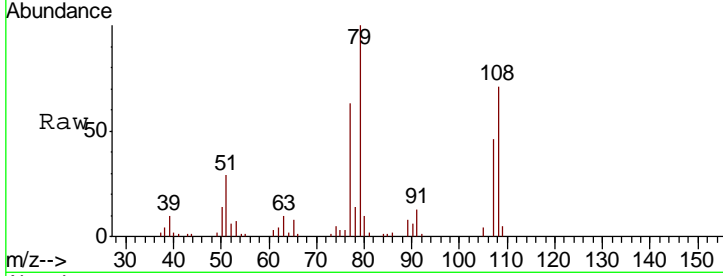




#15
Benzyl Alcohol
Concen: 41.427 ng
RT: 8.24 min Scan# 877
Delta R.T. -0.01 min
Lab File: BG043673.D
Acq: 18 Nov 2019 14:59

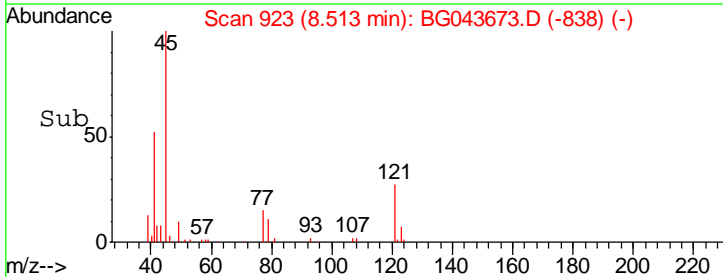
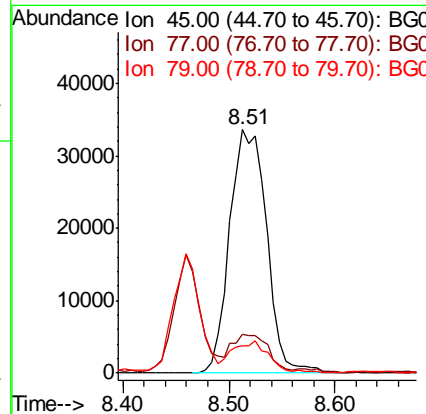
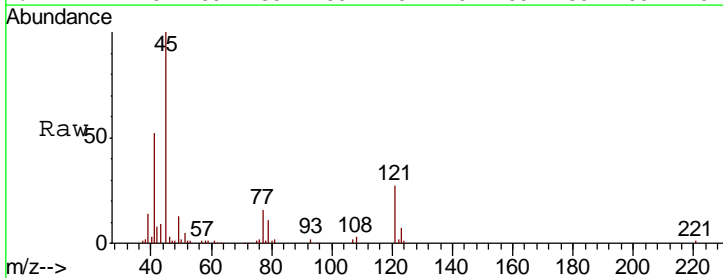
Instrument :
BNA_G
ClientSampleId :
SSTDCCC040

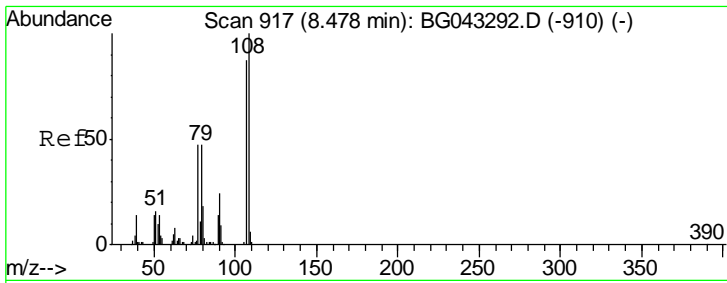
Tgt Ion	Resp	Lower	Upper
79	100		
108	71.2	53.6	80.4
77	63.4	49.6	74.4



#16
2,2'-oxybis(1-Chloropropane)
Concen: 40.804 ng
RT: 8.51 min Scan# 923
Delta R.T. -0.03 min
Lab File: BG043673.D
Acq: 18 Nov 2019 14:59

Tgt Ion	Resp	Lower	Upper
45	100		
77	15.8	0.0	34.9
79	11.2	0.0	33.0

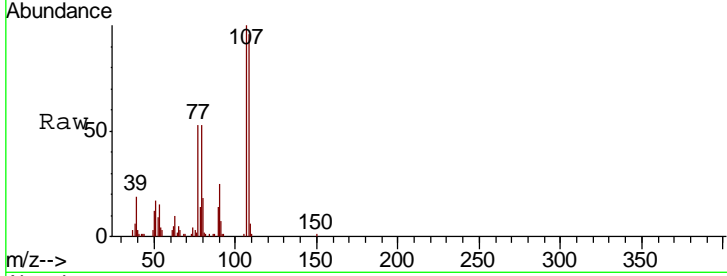




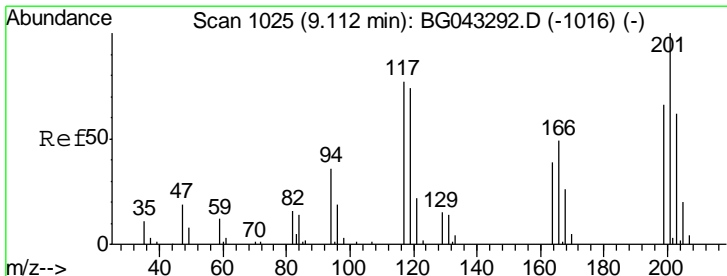
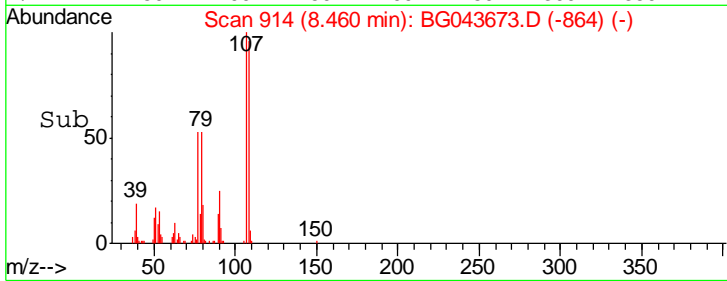
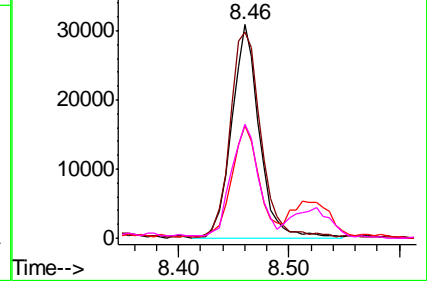
#17
 2-Methylphenol
 Concen: 41.973 ng
 RT: 8.46 min Scan# 914
 Delta R.T. -0.01 min
 Lab File: BG043673.D
 Acq: 18 Nov 2019 14:59

Instrument :
 BNA_G
 ClientSampleId :
 SSTDCCC040

Tgt Ion	Resp	Lower	Upper
107	100		
108	96.2	90.2	135.4
77	53.0	40.2	60.2
79	53.3	44.0	66.0



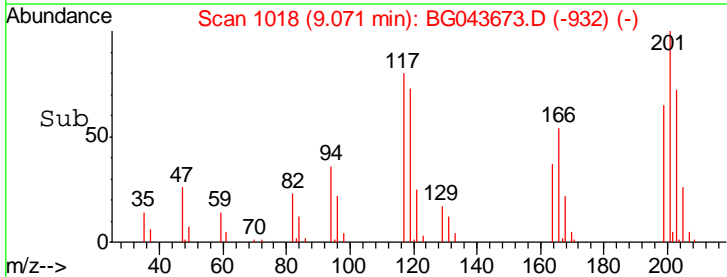
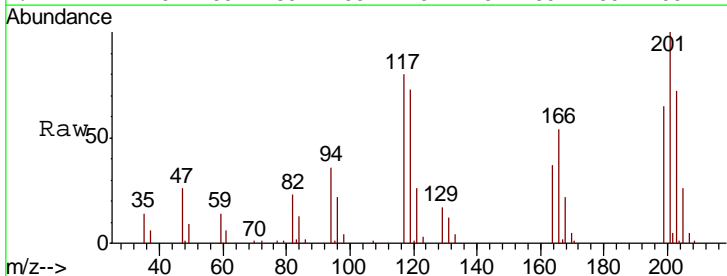
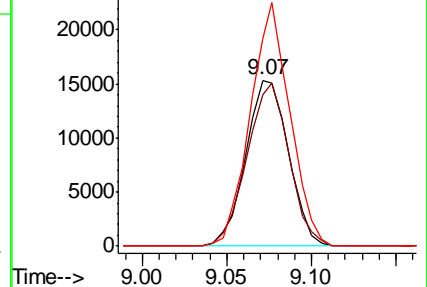
Abundance
 Ion 107.00 (106.70 to 107.70): E
 Ion 108.00 (107.70 to 108.70): E
 Ion 77.00 (76.70 to 77.70): BGC
 Ion 79.00 (78.70 to 79.70): BGC

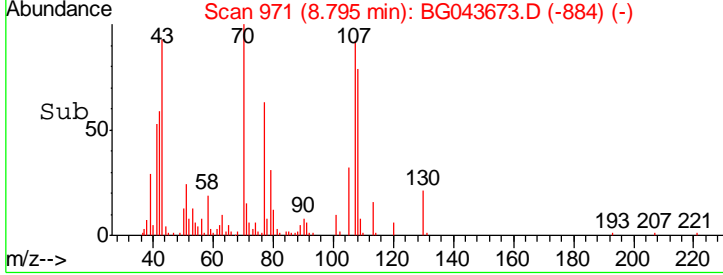
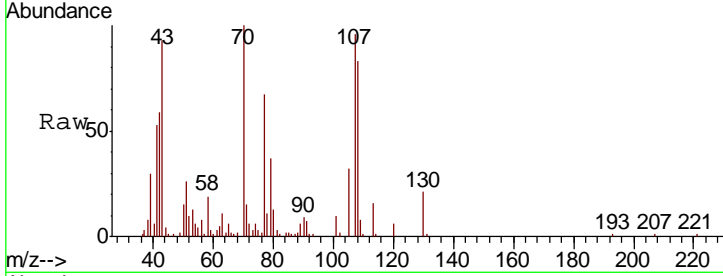
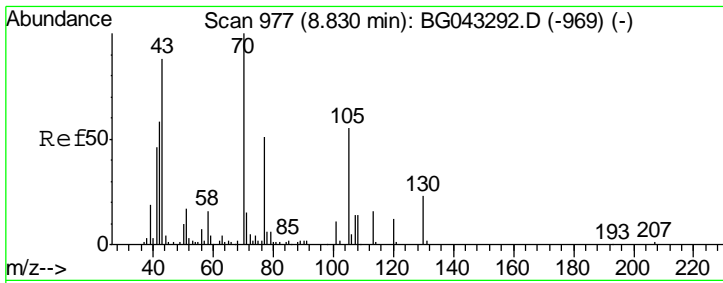


#18
 Hexachloroethane
 Concen: 39.548 ng
 RT: 9.07 min Scan# 1018
 Delta R.T. -0.02 min
 Lab File: BG043673.D
 Acq: 18 Nov 2019 14:59

Tgt Ion	Resp	Lower	Upper
117	100		
119	91.3	79.0	118.4
201	125.6	105.4	158.2

Abundance
 Ion 117.00 (116.70 to 117.70): E
 Ion 119.00 (118.70 to 119.70): E
 Ion 201.00 (200.70 to 201.70): E

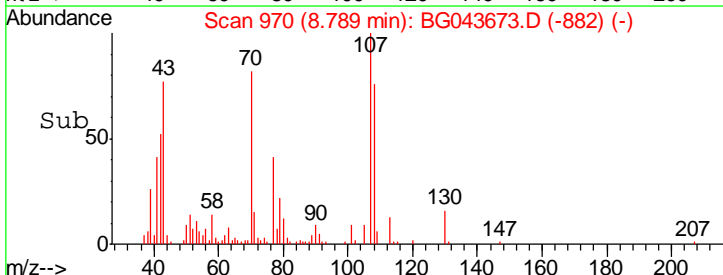
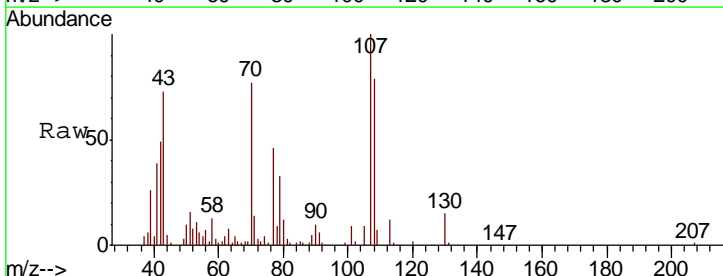
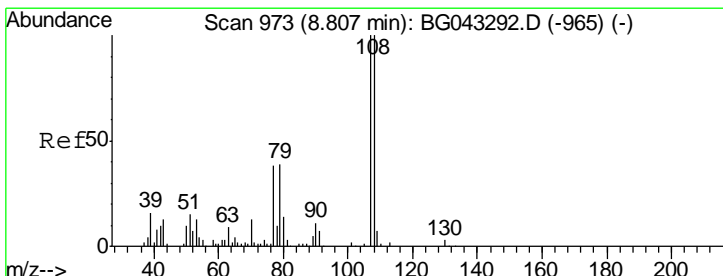
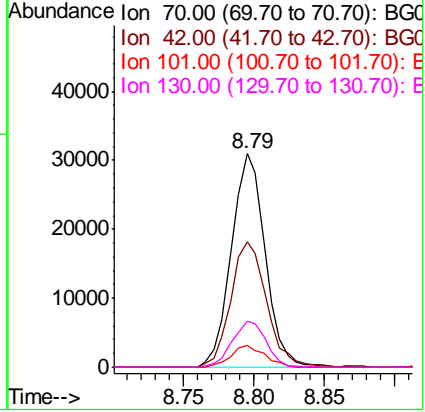




#19
 n-Nitroso-di-n-propylamine
 Concen: 41.187 ng
 RT: 8.79 min Scan# 971
 Delta R.T. -0.02 min
 Lab File: BG043673.D
 Acq: 18 Nov 2019 14:59

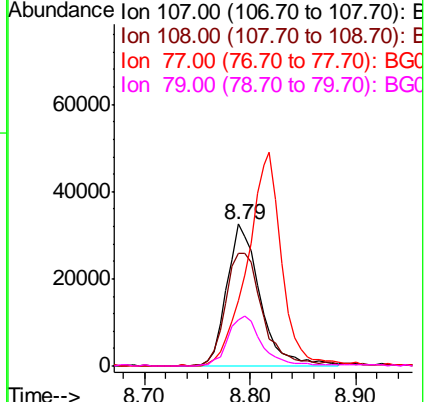
Instrument :
 BNA_G
 ClientSampleId :
 SSTDCCC040

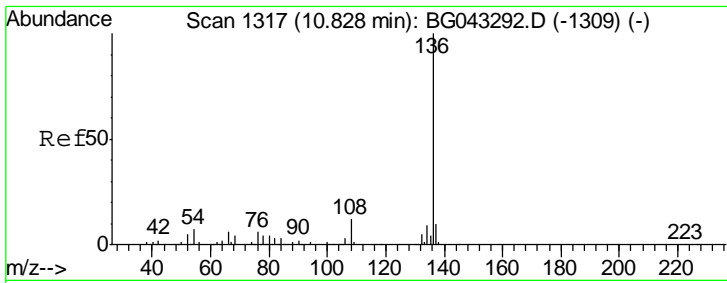
Tgt Ion	Resp	Lower	Upper
70	51704		
70	100		
42	59.0	41.4	62.2
101	10.4	7.9	11.9
130	21.4	19.0	28.4



#20
 3+4-Methylphenols
 Concen: 40.028 ng
 RT: 8.79 min Scan# 970
 Delta R.T. -0.01 min
 Lab File: BG043673.D
 Acq: 18 Nov 2019 14:59

Tgt Ion	Resp	Lower	Upper
107	71035		
107	100		
108	79.5	66.6	106.6
77	46.1	20.9	60.9
79	32.7	11.3	51.3

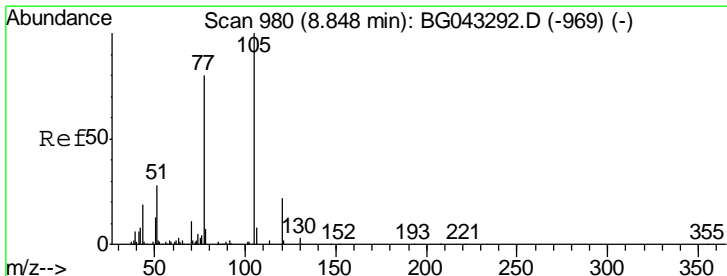
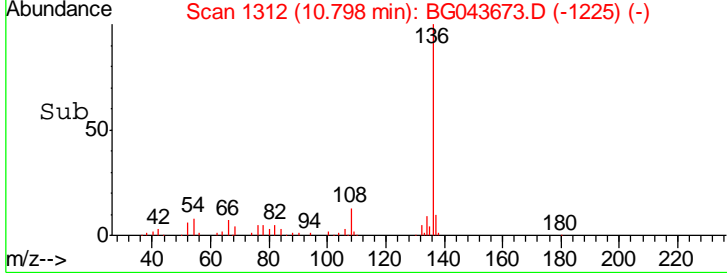
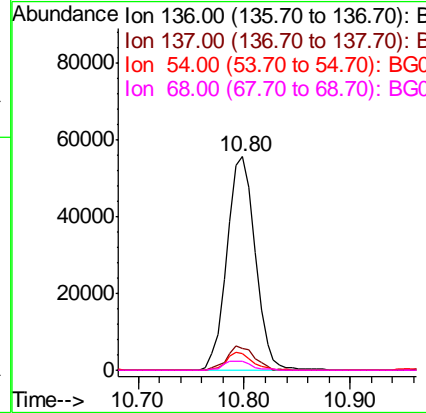
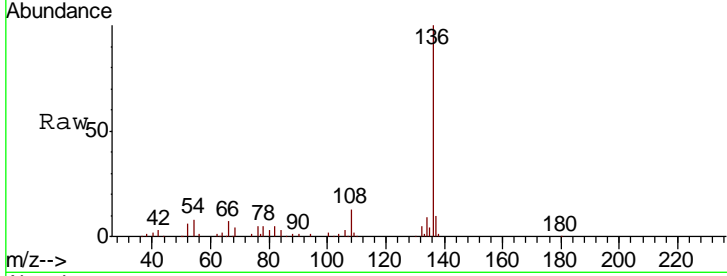




#21
 Naphthalene-d8
 Concen: 20.000 ng
 RT: 10.80 min Scan# 1312
 Delta R.T. -0.02 min
 Lab File: BG043673.D
 Acq: 18 Nov 2019 14:59

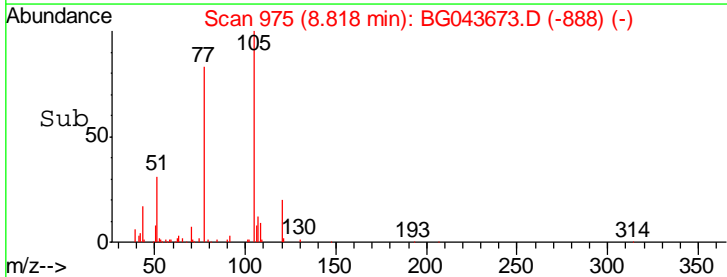
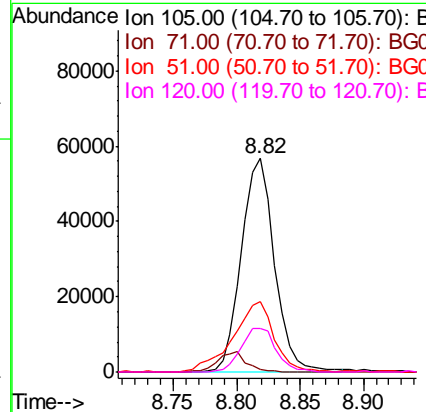
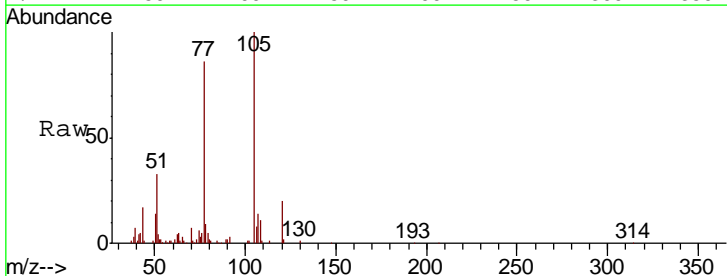
Instrument :
 BNA_G
 ClientSampled :
 SSTDCCC040

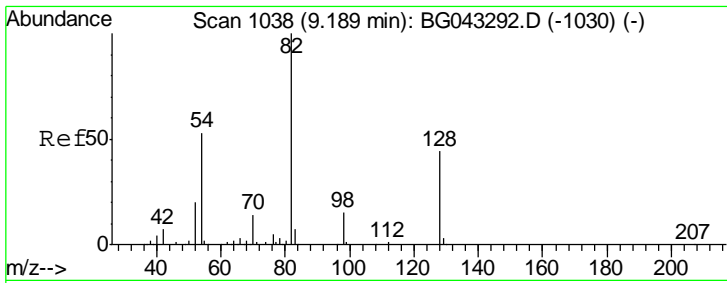
Tgt Ion	Resp	Lower	Upper
136	103352		
137	10.5	8.7	13.1
54	8.0	5.4	8.2
68	4.2	3.0	4.4



#22
 Acetophenone
 Concen: 39.056 ng
 RT: 8.82 min Scan# 975
 Delta R.T. -0.02 min
 Lab File: BG043673.D
 Acq: 18 Nov 2019 14:59

Tgt Ion	Resp	Lower	Upper
105	103370		
71	0.9	0.8	1.2
51	33.1	21.0	31.4#
120	20.4	18.0	27.0

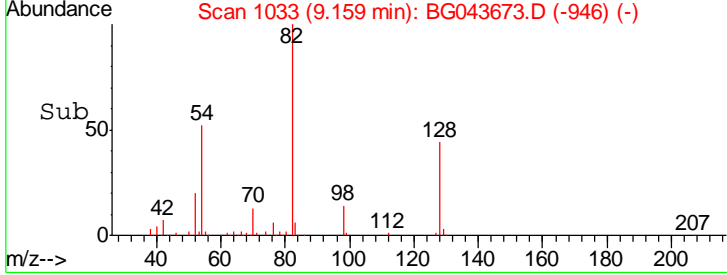
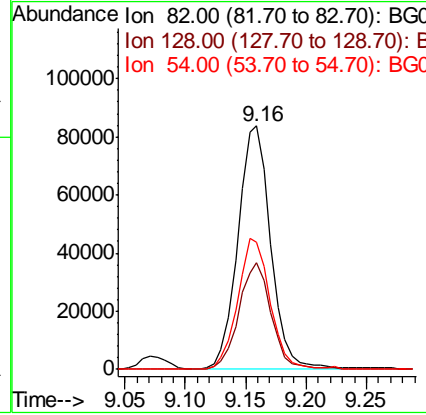
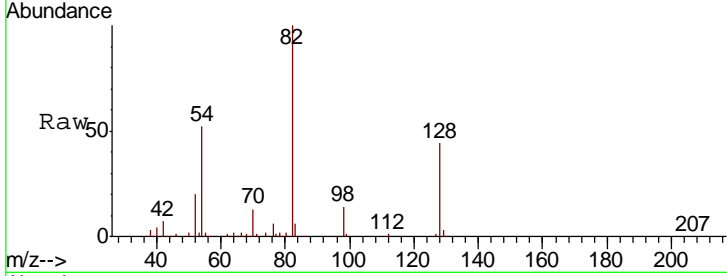




#23
 Nitrobenzene-d5
 Concen: 79.054 ng
 RT: 9.16 min Scan# 1033
 Delta R.T. -0.02 min
 Lab File: BG043673.D
 Acq: 18 Nov 2019 14:59

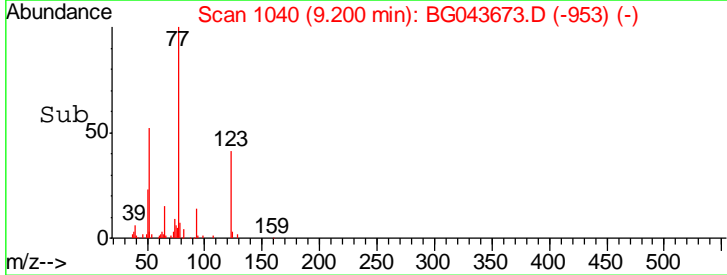
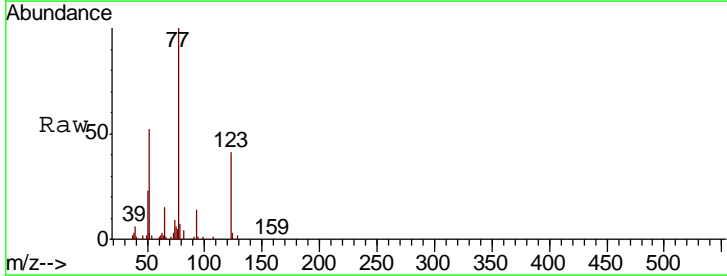
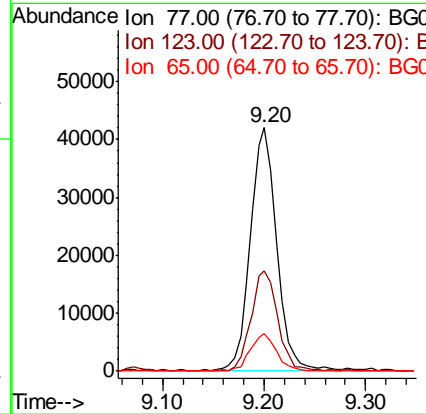
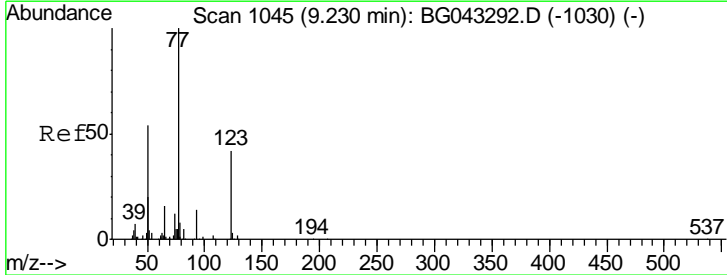
Instrument :
 BNA_G
ClientSampleId :
 SSTDCCC040

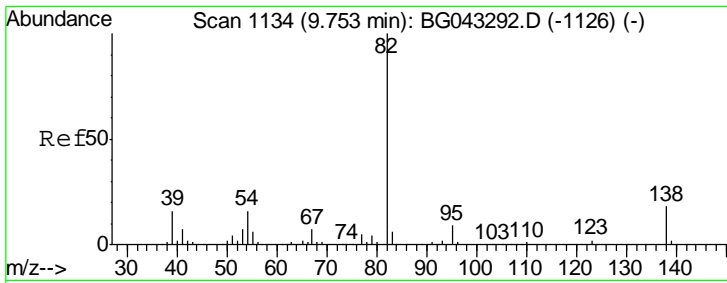
Tgt Ion	Resp	Lower	Upper
82	158480		
128	43.7	35.0	52.6
54	52.4	40.2	60.2



#24
 Nitrobenzene
 Concen: 39.803 ng
 RT: 9.20 min Scan# 1040
 Delta R.T. -0.02 min
 Lab File: BG043673.D
 Acq: 18 Nov 2019 14:59

Tgt Ion	Resp	Lower	Upper
77	76012		
123	40.9	35.0	52.6
65	15.5	9.5	14.3#

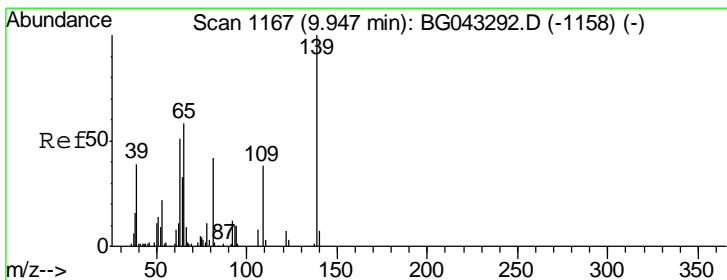
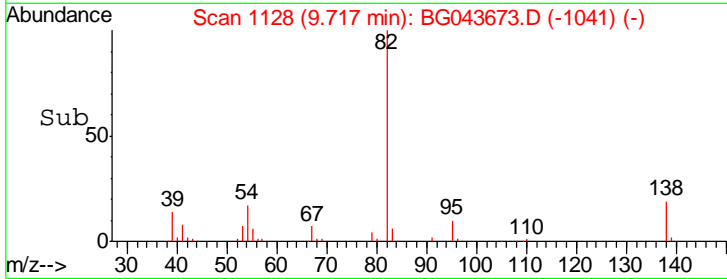
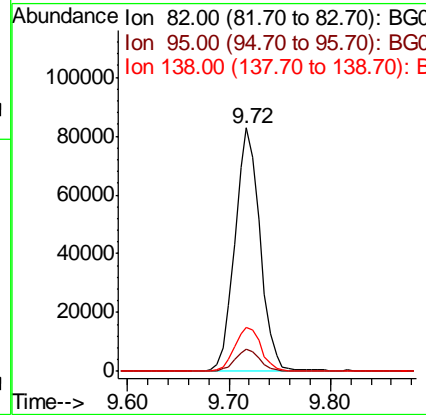
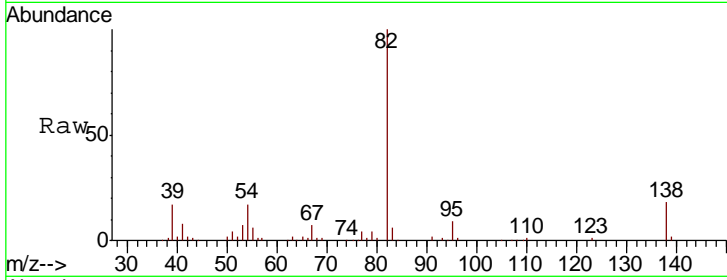




#25
 Isophorone
 Concen: 38.909 ng
 RT: 9.72 min Scan# 1128
 Delta R.T. -0.02 min
 Lab File: BG043673.D
 Acq: 18 Nov 2019 14:59

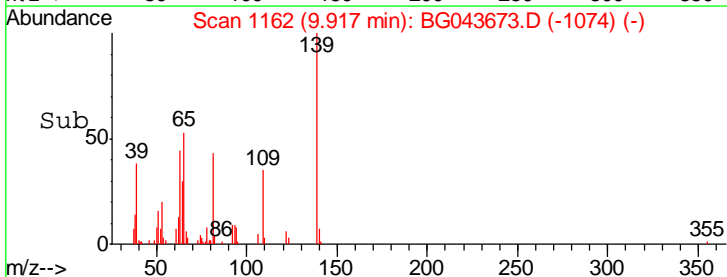
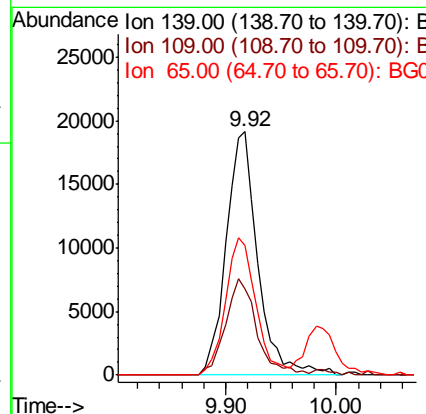
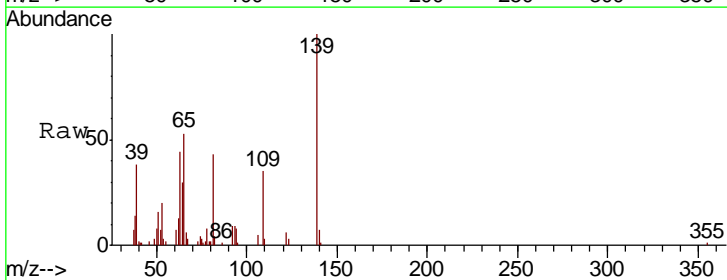
Instrument :
 BNA_G
 ClientSampleId :
 SSTDCCC040

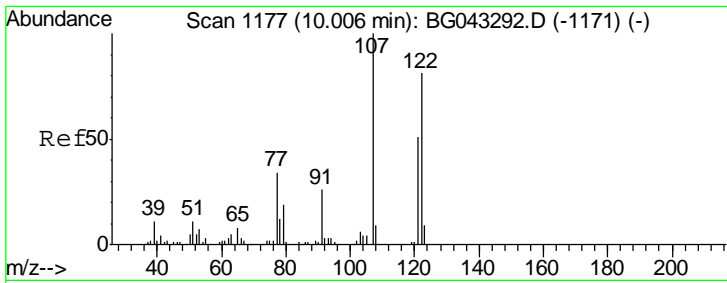
Tgt Ion	Resp	Lower	Upper
82	142607		
95	9.4	6.6	9.8
138	18.3	15.2	22.8



#26
 2-Nitrophenol
 Concen: 41.412 ng
 RT: 9.92 min Scan# 1162
 Delta R.T. -0.01 min
 Lab File: BG043673.D
 Acq: 18 Nov 2019 14:59

Tgt Ion	Resp	Lower	Upper
139	38181		
109	35.2	26.5	39.7
65	53.1	43.8	65.8

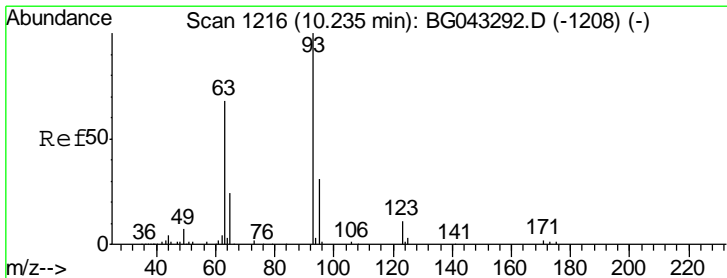
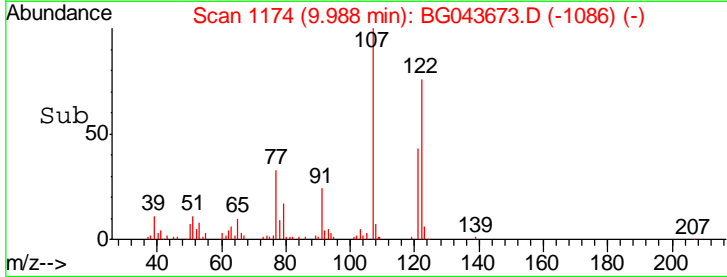
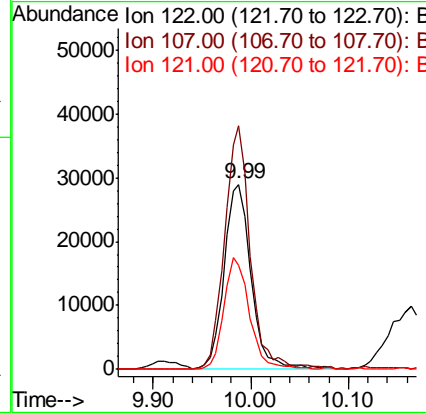
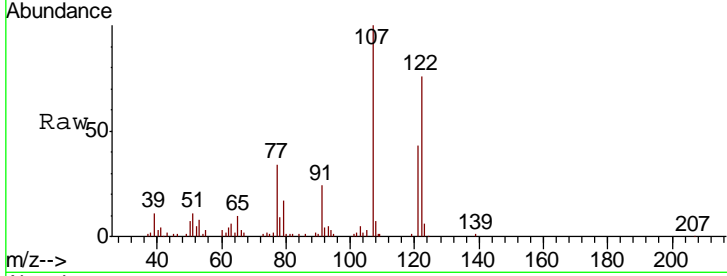




#27
 2,4-Dimethylphenol
 Concen: 42.249 ng
 RT: 9.99 min Scan# 1174
 Delta R.T. -0.01 min
 Lab File: BG043673.D
 Acq: 18 Nov 2019 14:59

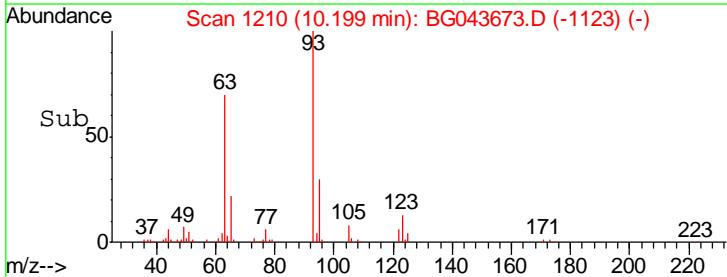
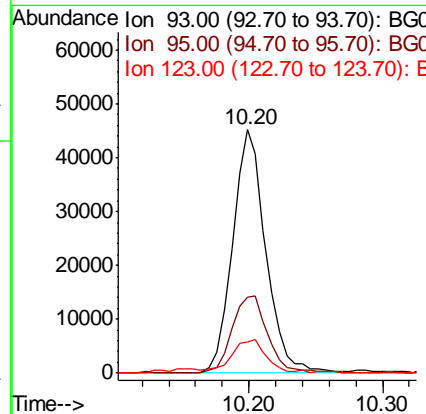
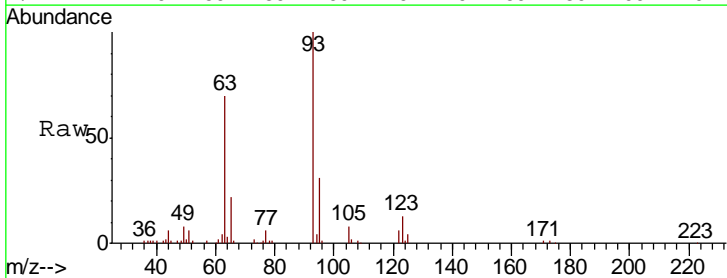
Instrument :
 BNA_G
 ClientSampleId :
 SSTDCCC040

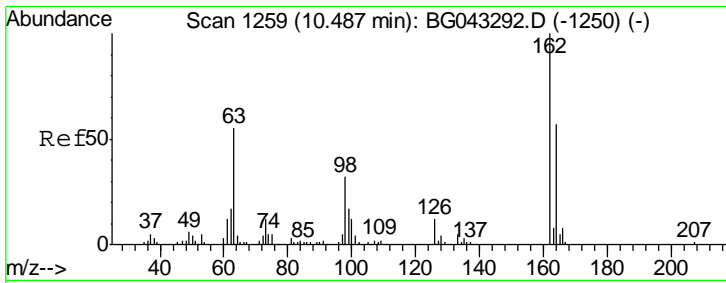
Tgt Ion	Resp	Lower	Upper
122	55829		
107	131.5	104.4	156.6
121	56.4	47.2	70.8



#28
 bis(2-Chloroethoxy)methane
 Concen: 38.625 ng
 RT: 10.20 min Scan# 1210
 Delta R.T. -0.02 min
 Lab File: BG043673.D
 Acq: 18 Nov 2019 14:59

Tgt Ion	Resp	Lower	Upper
93	78134		
95	31.0	26.0	39.0
123	12.5	10.6	15.8

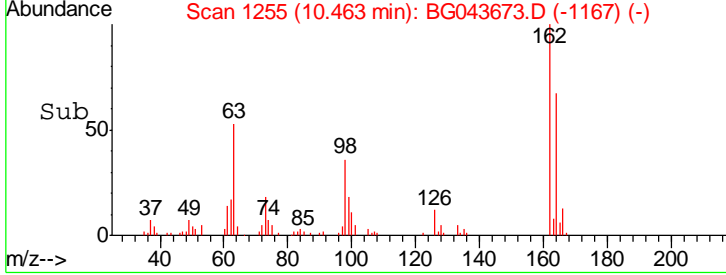
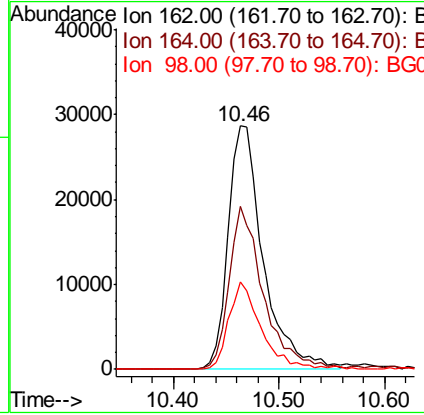
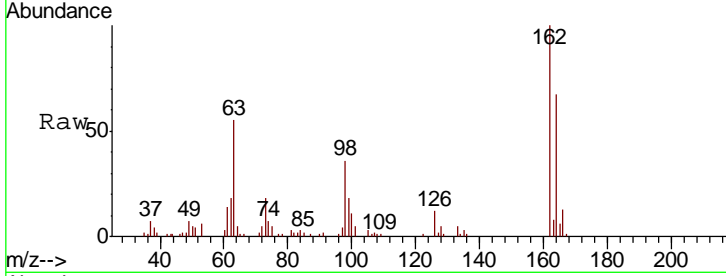




#29
 2,4-Dichlorophenol
 Concen: 38.794 ng
 RT: 10.46 min Scan# 1255
 Delta R.T. -0.01 min
 Lab File: BG043673.D
 Acq: 18 Nov 2019 14:59

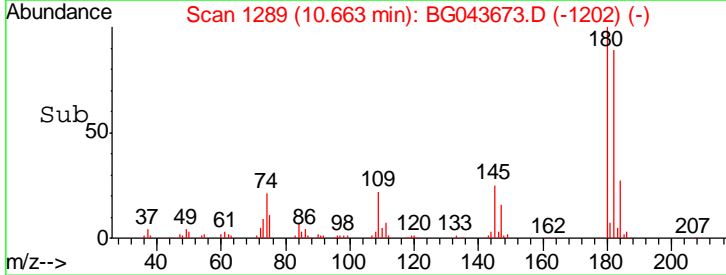
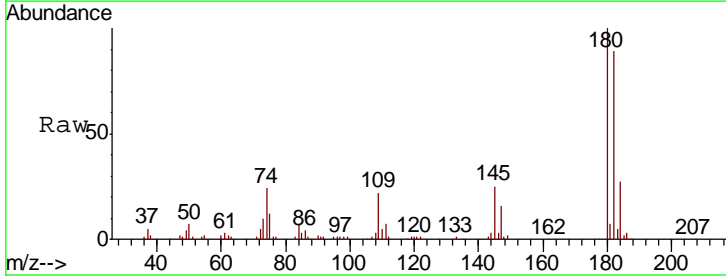
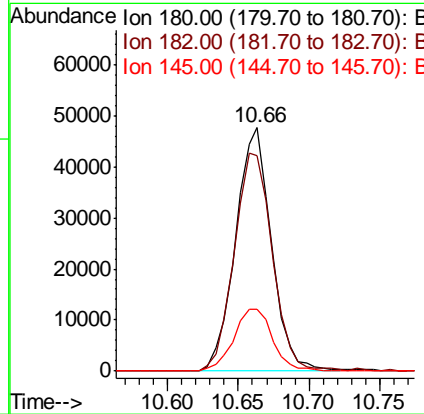
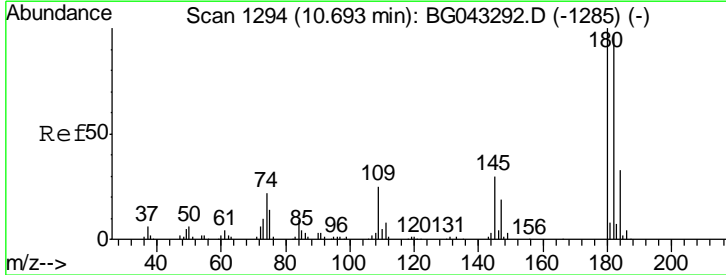
Instrument :
 BNA_G
 ClientSampleId :
 SSTDCCC040

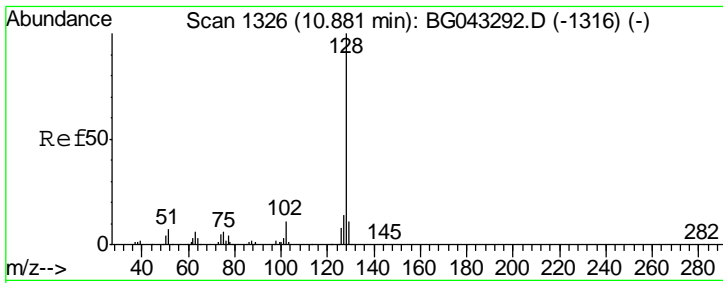
Tgt Ion	Resp	Lower	Upper
162	65684		
164	67.1	48.9	88.9
98	35.8	15.1	55.1



#30
 1,2,4-Trichlorobenzene
 Concen: 39.526 ng
 RT: 10.66 min Scan# 1289
 Delta R.T. -0.02 min
 Lab File: BG043673.D
 Acq: 18 Nov 2019 14:59

Tgt Ion	Resp	Lower	Upper
180	84347		
182	88.6	75.1	112.7
145	25.5	23.9	35.9

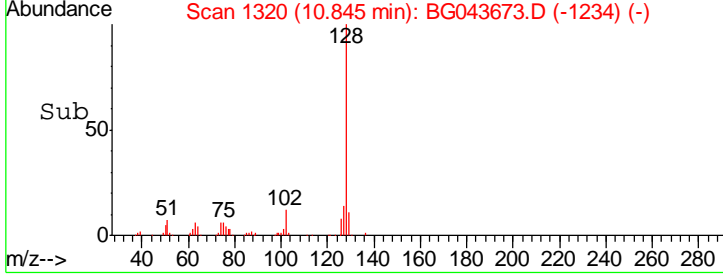
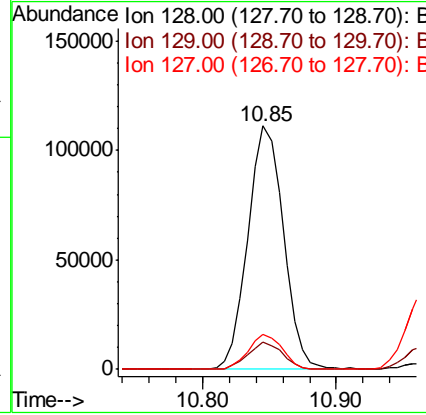
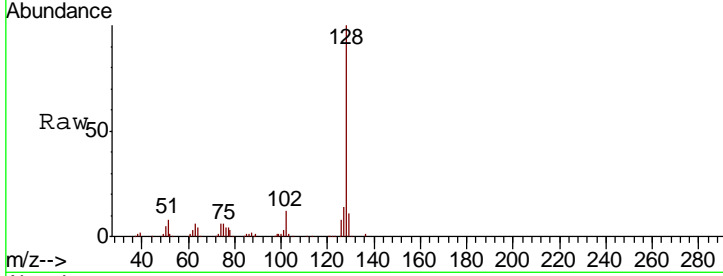




#31
 Naphthalene
 Concen: 39.141 ng
 RT: 10.85 min Scan# 1320
 Delta R.T. -0.02 min
 Lab File: BG043673.D
 Acq: 18 Nov 2019 14:59

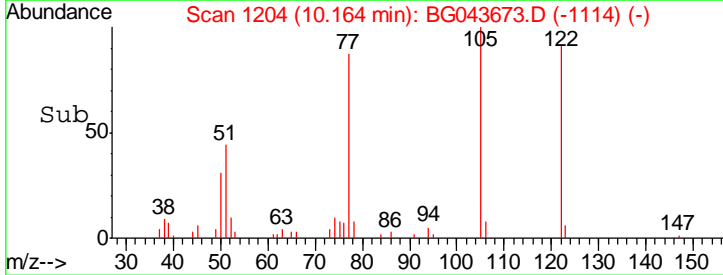
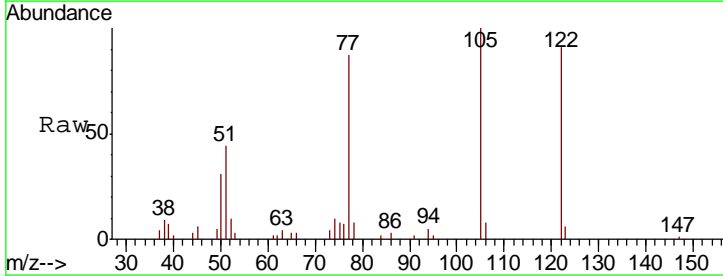
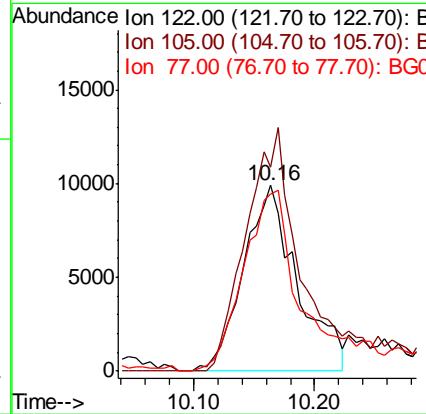
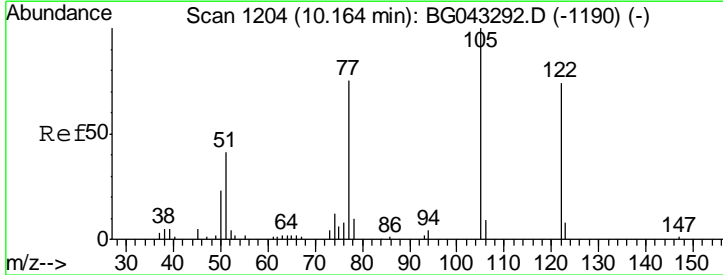
Instrument :
 BNA_G
 ClientSampleId :
 SSTDCCC040

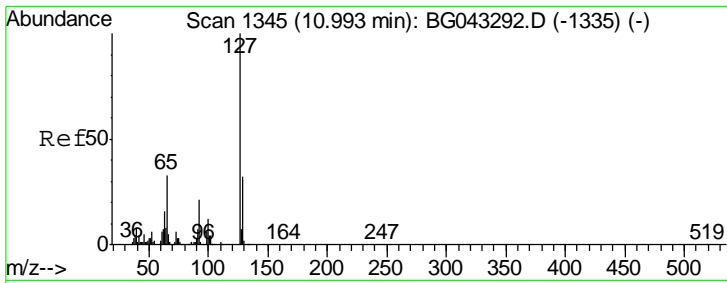
Tgt Ion	Resp	Lower	Upper
128	205338		
129	11.0	9.4	14.0
127	14.3	11.1	16.7



#32
 Benzoic acid
 Concen: 33.636 ng
 RT: 10.16 min Scan# 1204
 Delta R.T. 0.00 min
 Lab File: BG043673.D
 Acq: 18 Nov 2019 14:59

Tgt Ion	Resp	Lower	Upper
122	30572		
105	109.6	103.3	143.3
77	95.3	84.9	124.9

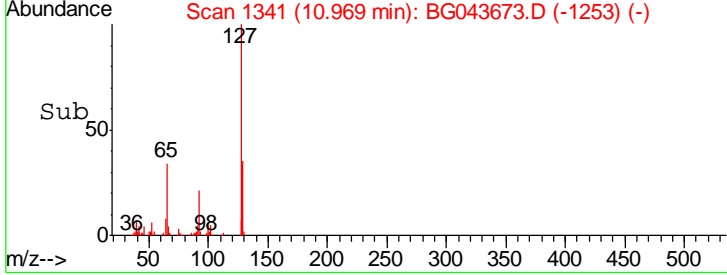
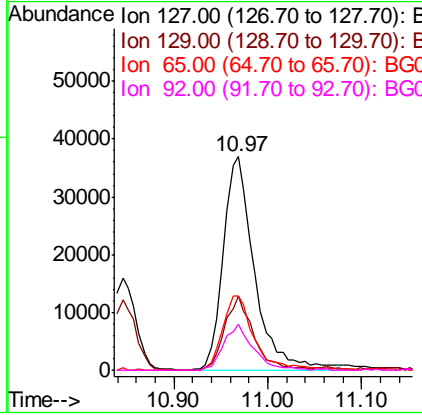
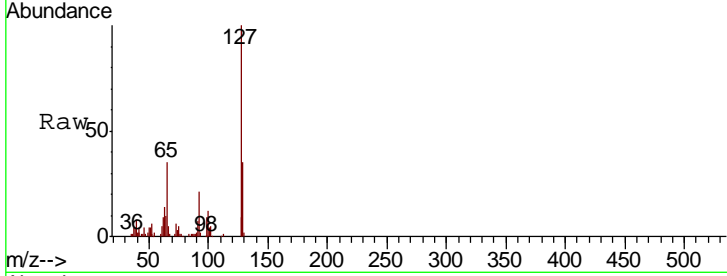




#33
 4-Chloroaniline
 Concen: 39.774 ng
 RT: 10.97 min Scan# 1341
 Delta R.T. -0.01 min
 Lab File: BG043673.D
 Acq: 18 Nov 2019 14:59

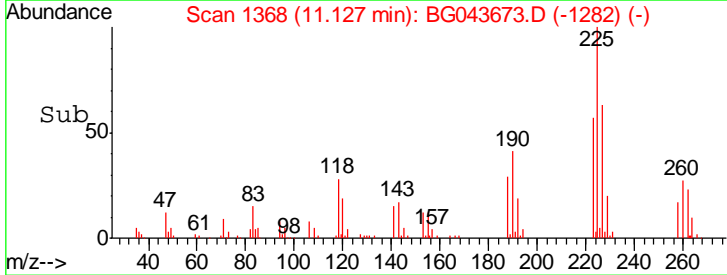
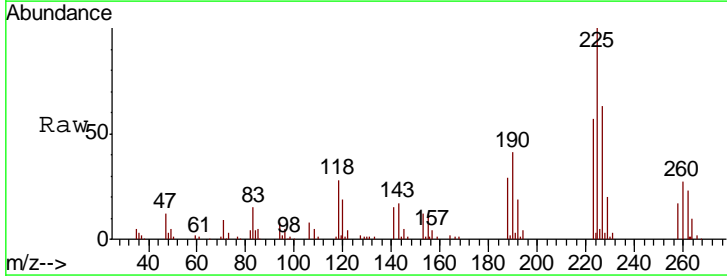
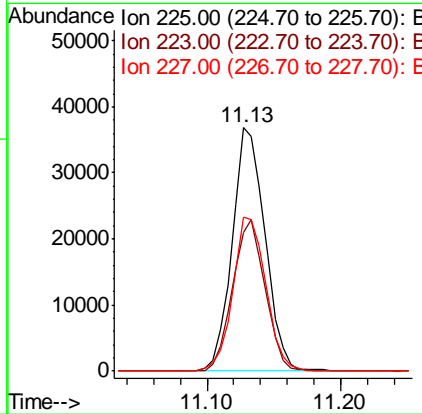
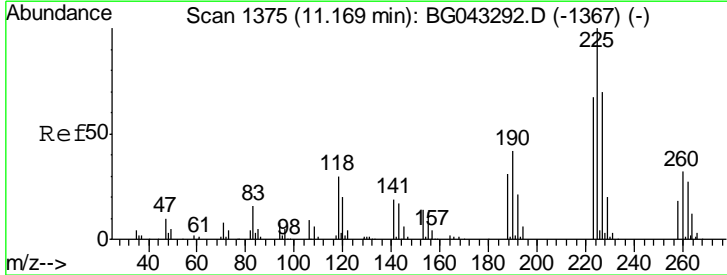
Instrument :
 BNA_G
 ClientSampled :
 SSTDCCC040

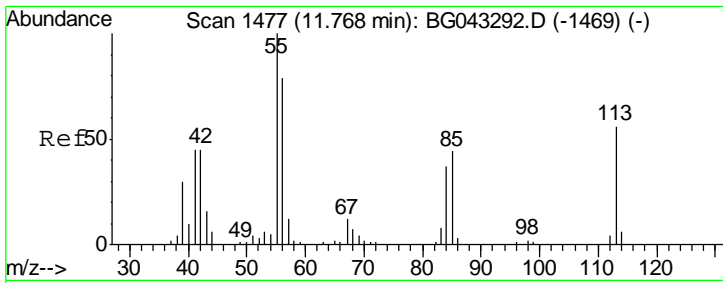
Tgt Ion	Resp	Lower	Upper
127	100		
129	34.8	26.5	39.7
65	34.6	26.4	39.6
92	21.5	16.2	24.2



#34
 Hexachlorobutadiene
 Concen: 39.790 ng
 RT: 11.13 min Scan# 1368
 Delta R.T. -0.02 min
 Lab File: BG043673.D
 Acq: 18 Nov 2019 14:59

Tgt Ion	Resp	Lower	Upper
225	100		
223	57.1	52.7	79.1
227	63.3	54.8	82.2

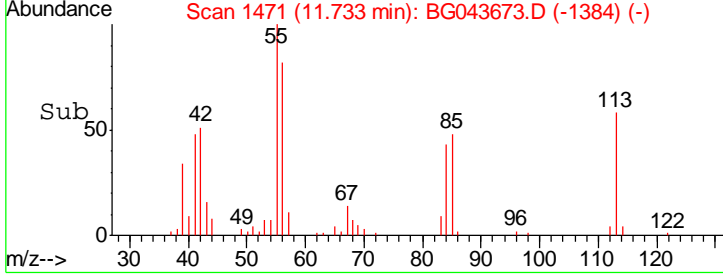
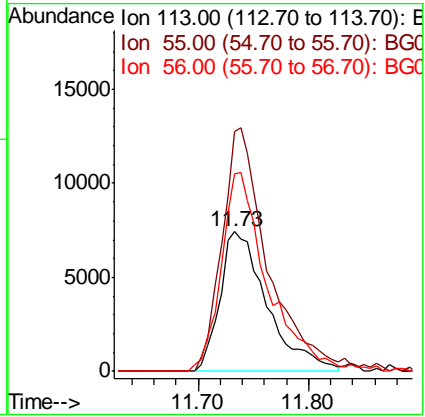
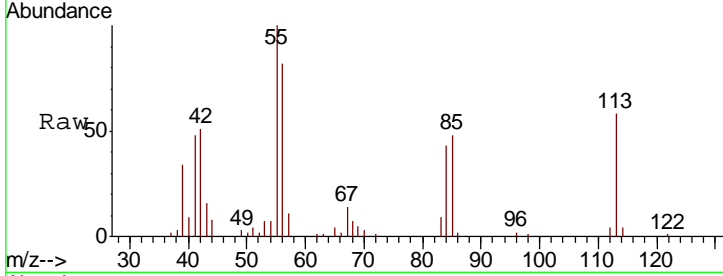




#35
 Caprolactam
 Concen: 37.990 ng
 RT: 11.73 min Scan# 1471
 Delta R.T. -0.02 min
 Lab File: BG043673.D
 Acq: 18 Nov 2019 14:59

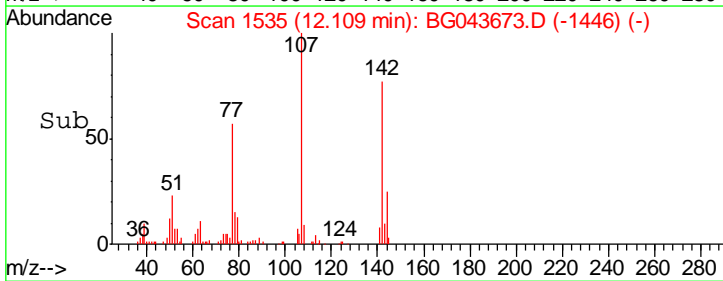
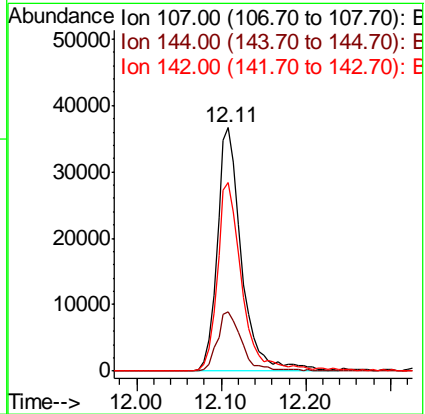
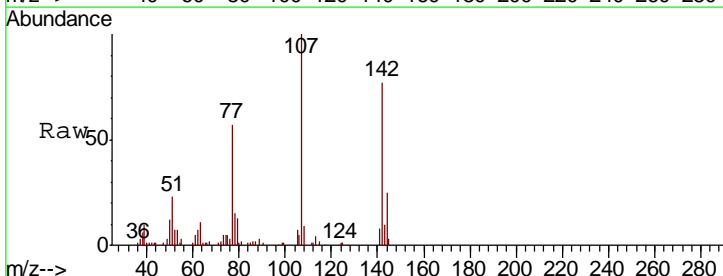
Instrument :
 BNA_G
ClientSampled :
 SSTDCCC040

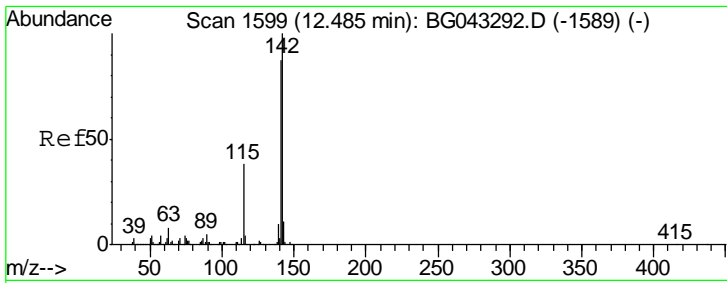
Tgt Ion	Resp	Lower	Upper
113	100		
55	172.2	134.1	174.1
56	141.3	100.4	140.4



#36
 4-Chloro-3-methylphenol
 Concen: 39.831 ng
 RT: 12.11 min Scan# 1535
 Delta R.T. -0.01 min
 Lab File: BG043673.D
 Acq: 18 Nov 2019 14:59

Tgt Ion	Resp	Lower	Upper
107	100		
144	24.6	20.9	31.3
142	77.2	59.6	89.4

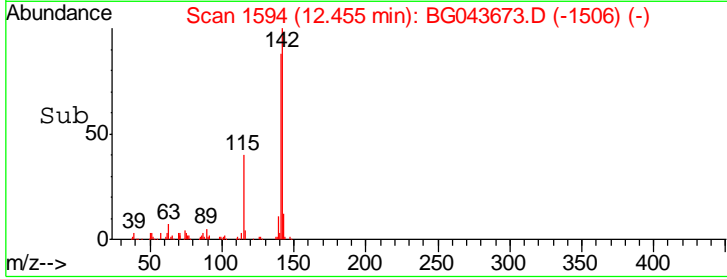
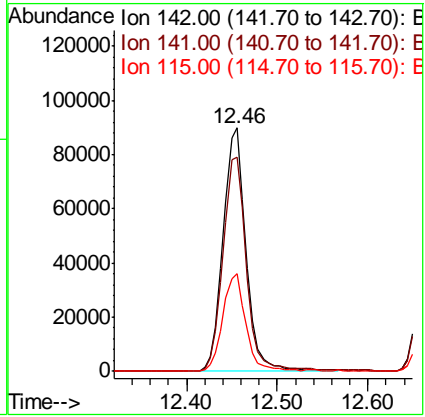
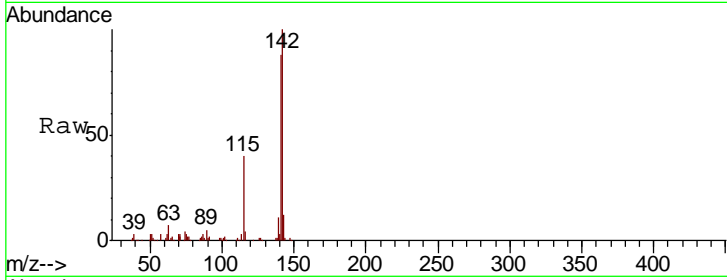




#37
 2-Methylnaphthalene
 Concen: 39.189 ng
 RT: 12.46 min Scan# 1594
 Delta R.T. -0.01 min
 Lab File: BG043673.D
 Acq: 18 Nov 2019 14:59

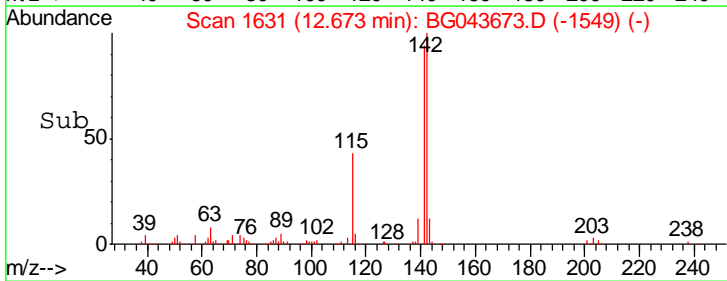
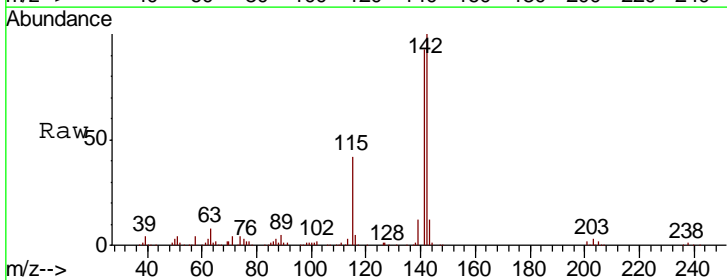
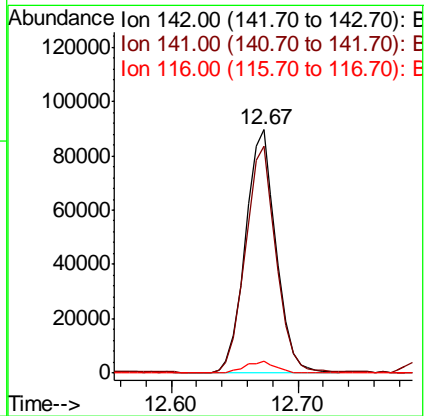
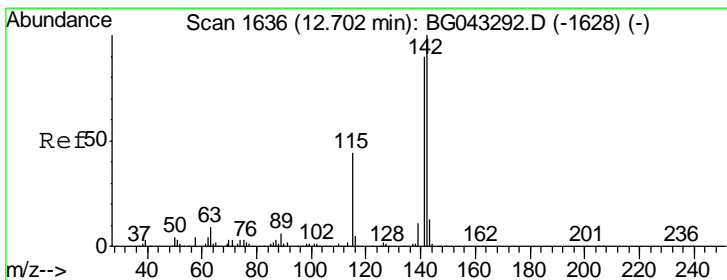
Instrument :
 BNA_G
 ClientSampleId :
 SSTDCCC040

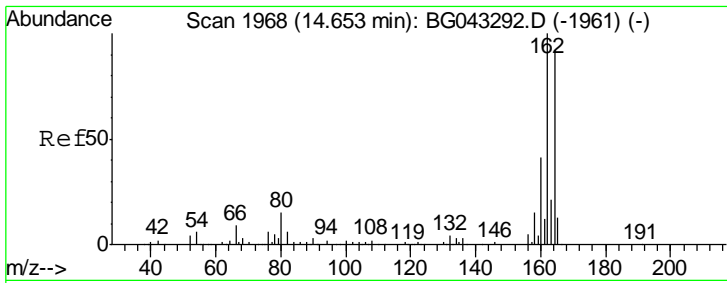
Tgt Ion	Resp	Lower	Upper
142	157745		
141	88.0	72.2	108.2
115	40.0	33.2	49.8



#38
 1-Methylnaphthalene
 Concen: 38.949 ng
 RT: 12.67 min Scan# 1631
 Delta R.T. -0.02 min
 Lab File: BG043673.D
 Acq: 18 Nov 2019 14:59

Tgt Ion	Resp	Lower	Upper
142	149171		
141	93.4	73.2	109.8
116	4.9	3.6	5.4





#39

Acenaphthene-d10

Concen: 20.000 ng

RT: 14.62 min Scan# 1963

Delta R.T. -0.02 min

Lab File: BG043673.D

Acq: 18 Nov 2019 14:59

Instrument :

BNA_G

ClientSampleId :

SSTDCCC040

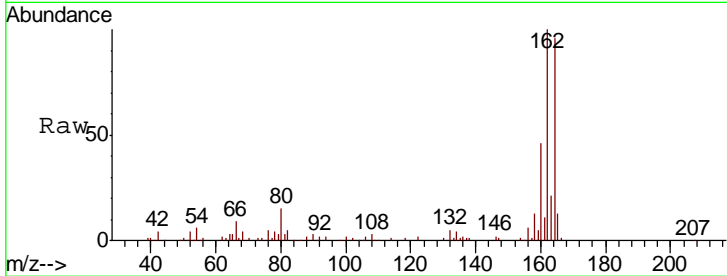
Tgt Ion:164 Resp: 74449

Ion Ratio Lower Upper

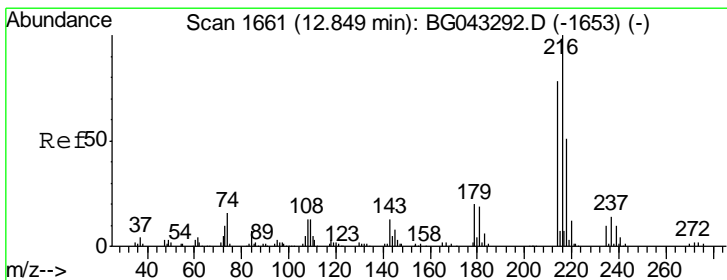
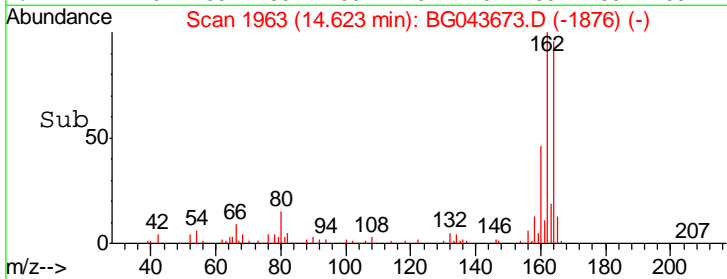
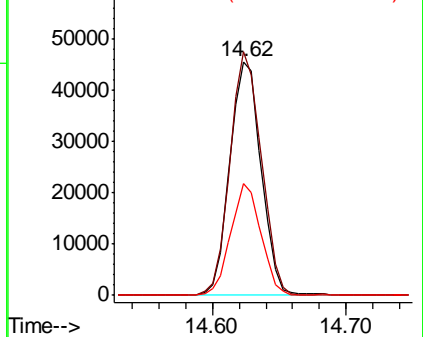
164 100

162 104.1 83.5 125.3

160 47.8 36.5 54.7



Abundance Ion 164.00 (163.70 to 164.70): E
Ion 162.00 (161.70 to 162.70): E
Ion 160.00 (159.70 to 160.70): E



#40

1,2,4,5-Tetrachlorobenzene

Concen: 40.104 ng

RT: 12.82 min Scan# 1656

Delta R.T. -0.02 min

Lab File: BG043673.D

Acq: 18 Nov 2019 14:59

Tgt Ion:216 Resp: 110496

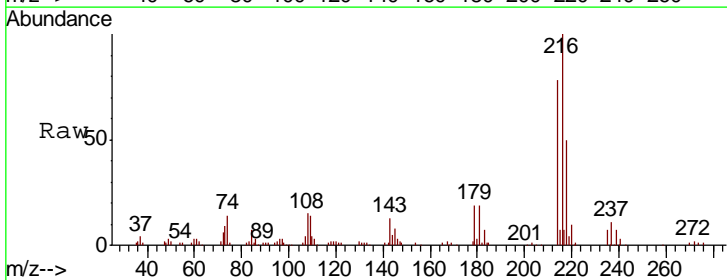
Ion Ratio Lower Upper

216 100

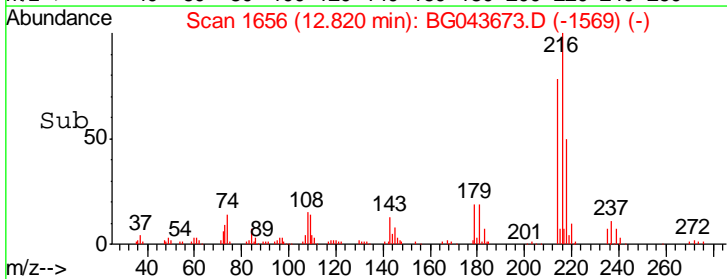
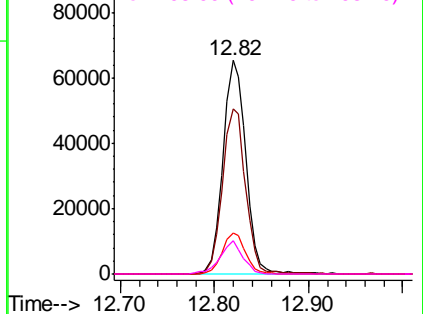
214 78.5 61.7 92.5

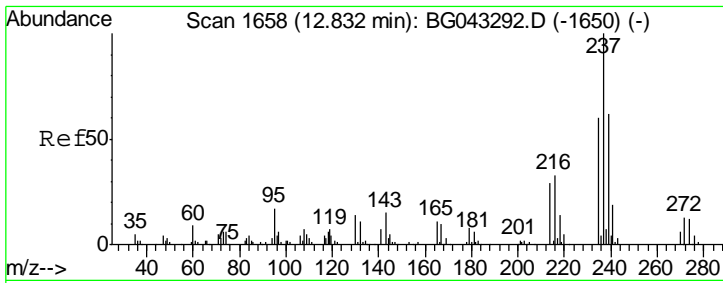
179 19.4 15.8 23.8

108 15.2 11.5 17.3



Abundance Ion 216.00 (215.70 to 216.70): E
Ion 214.00 (213.70 to 214.70): E
Ion 179.00 (178.70 to 179.70): E
Ion 108.00 (107.70 to 108.70): E

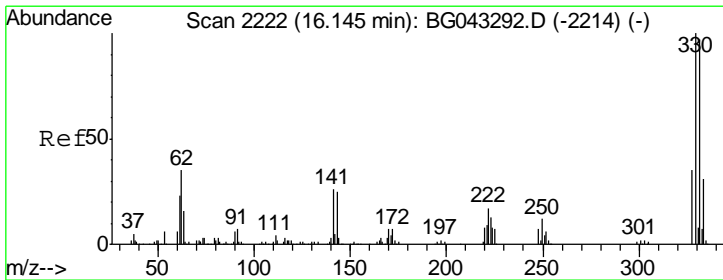
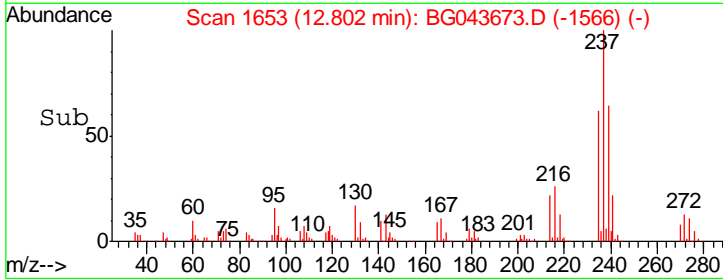
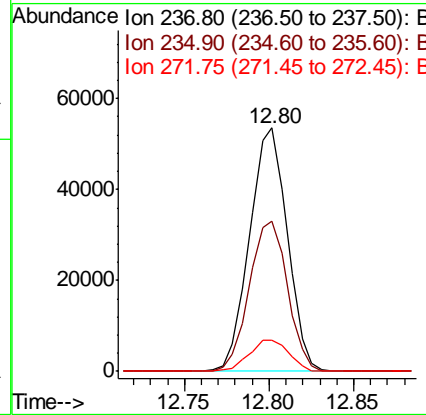
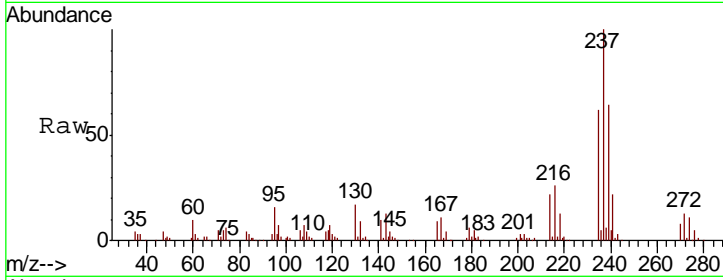




#41
 Hexachlorocyclopentadiene
 Concen: 57.403 ng
 RT: 12.80 min Scan# 1653
 Delta R.T. -0.02 min
 Lab File: BG043673.D
 Acq: 18 Nov 2019 14:59

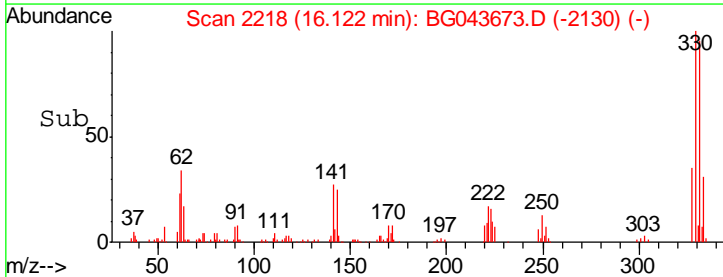
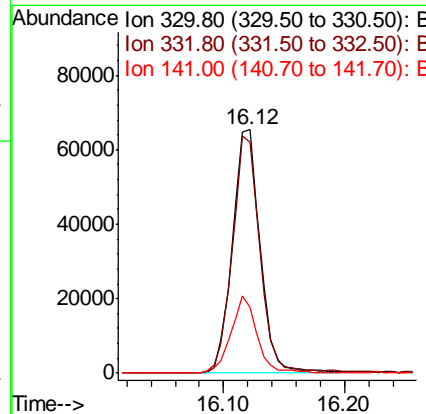
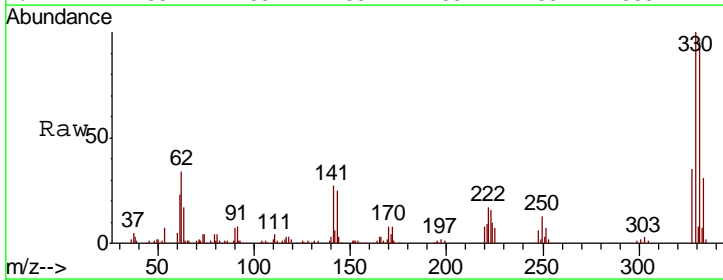
Instrument :
 BNA_G
 ClientSampleId :
 SSTDCCC040

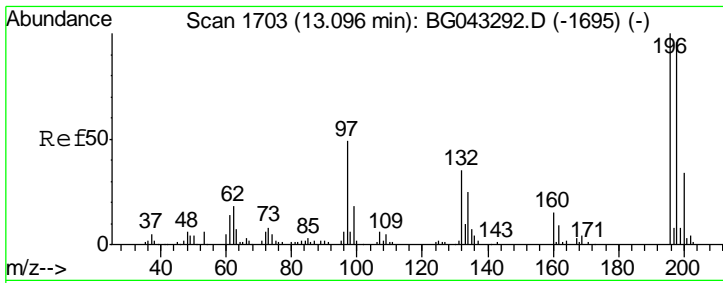
Tgt Ion	Resp	Lower	Upper
237	100		
235	61.6	41.6	81.6
272	12.9	0.0	32.5



#42
 2,4,6-Tribromophenol
 Concen: 73.808 ng
 RT: 16.12 min Scan# 2218
 Delta R.T. -0.01 min
 Lab File: BG043673.D
 Acq: 18 Nov 2019 14:59

Tgt Ion	Resp	Lower	Upper
330	100		
332	96.6	77.4	116.0
141	29.5	22.8	34.2

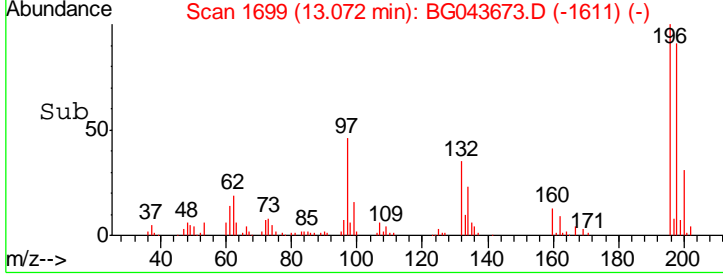
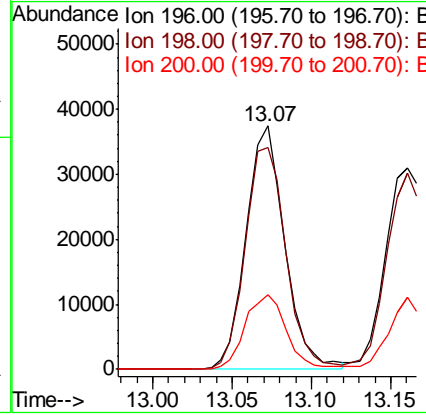
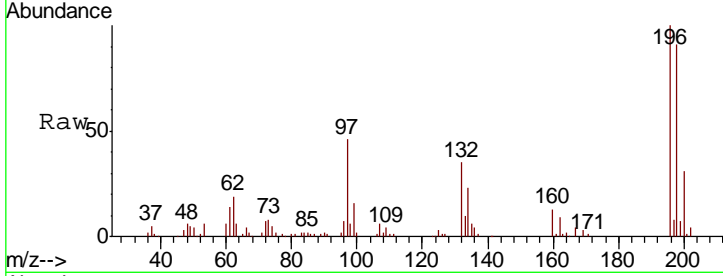




#43
 2,4,6-Trichlorophenol
 Concen: 39.338 ng
 RT: 13.07 min Scan# 1699
 Delta R.T. -0.01 min
 Lab File: BG043673.D
 Acq: 18 Nov 2019 14:59

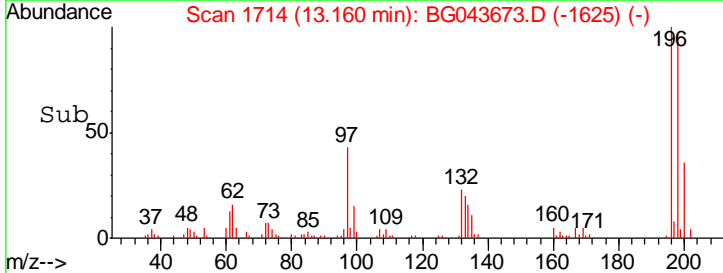
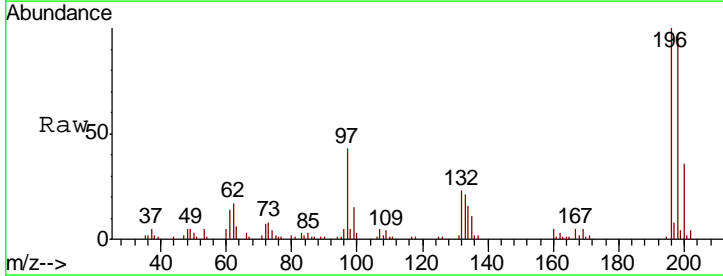
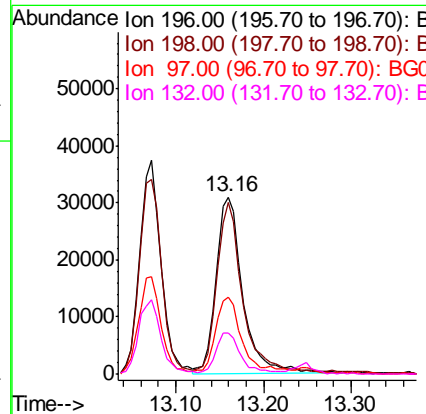
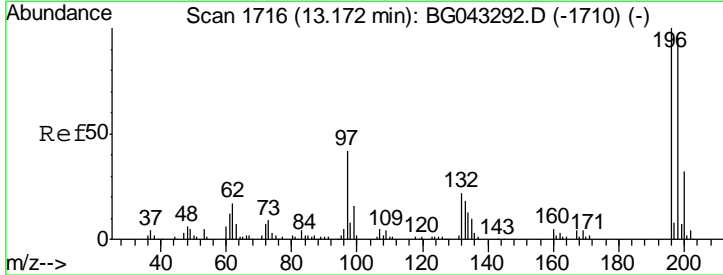
Instrument :
 BNA_G
 ClientSampleId :
 SSTDCCC040

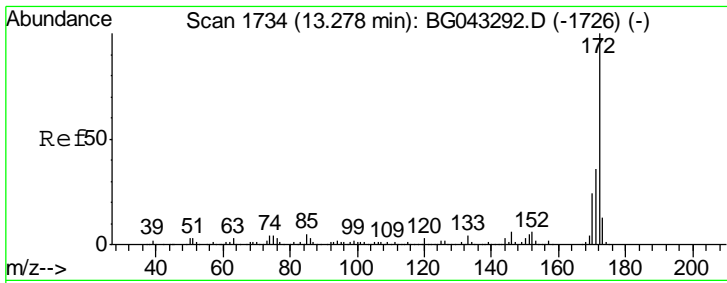
Tgt Ion	Resp	Lower	Upper
196	100		
198	90.9	75.8	113.6
200	30.7	23.9	35.9



#44
 2,4,5-Trichlorophenol
 Concen: 39.365 ng
 RT: 13.16 min Scan# 1714
 Delta R.T. -0.01 min
 Lab File: BG043673.D
 Acq: 18 Nov 2019 14:59

Tgt Ion	Resp	Lower	Upper
196	100		
198	97.0	74.5	111.7
97	43.1	36.3	54.5
132	23.2	17.4	26.2

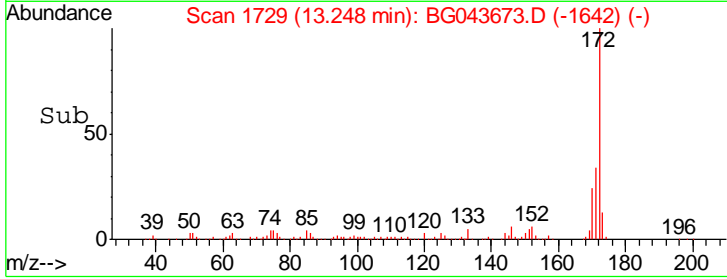
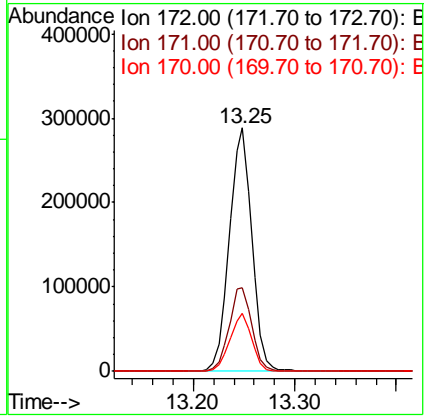
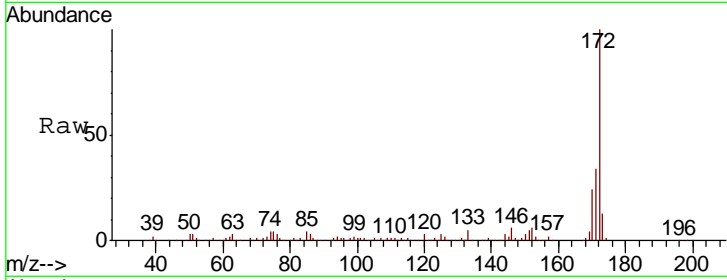




#45
 2-Fluorobiphenyl
 Concen: 82.316 ng
 RT: 13.25 min Scan# 1729
 Delta R.T. -0.02 min
 Lab File: BG043673.D
 Acq: 18 Nov 2019 14:59

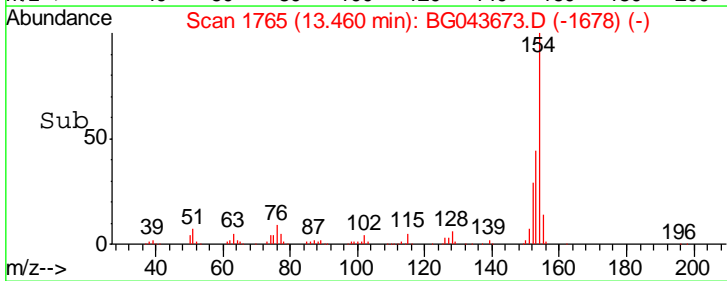
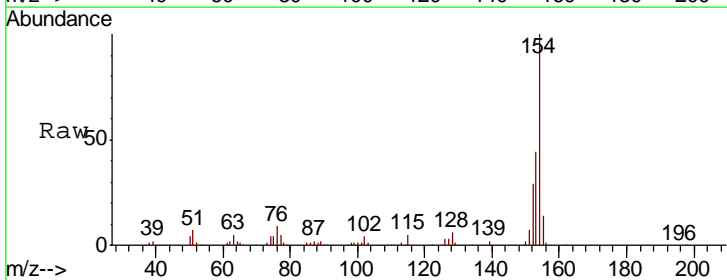
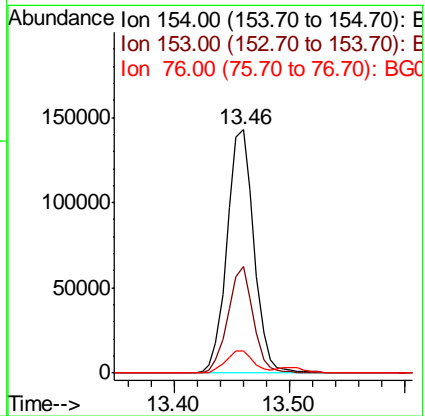
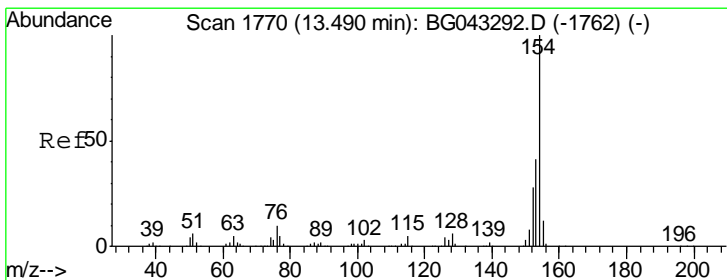
Instrument :
 BNA_G
 ClientSampleId :
 SSTDCCC040

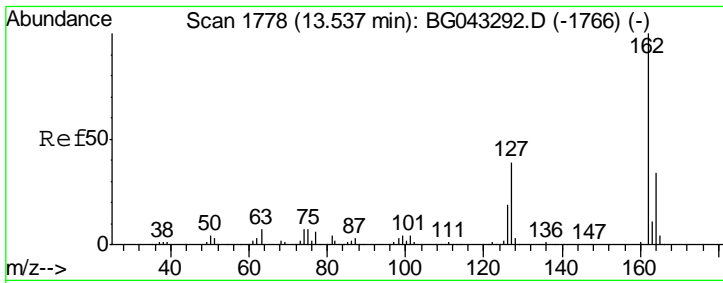
Tgt Ion	Resp	Lower	Upper
172	443505		
171	100	28.9	43.3
170	23.6	18.5	27.7



#46
 1,1'-Biphenyl
 Concen: 40.782 ng
 RT: 13.46 min Scan# 1765
 Delta R.T. -0.02 min
 Lab File: BG043673.D
 Acq: 18 Nov 2019 14:59

Tgt Ion	Resp	Lower	Upper
154	230977		
153	100	19.9	59.9
76	43.8	0.0	29.4

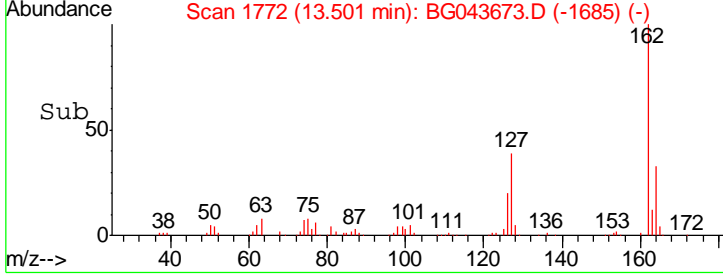
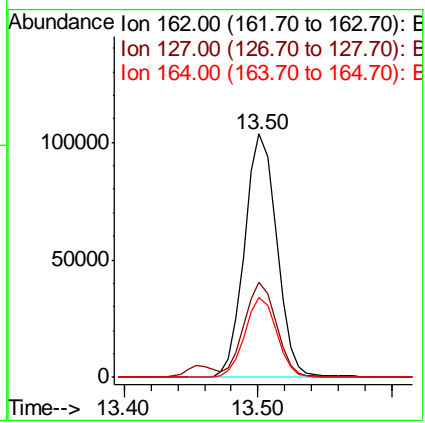
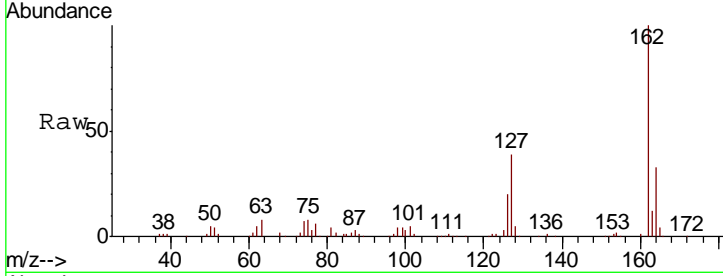




#47
 2-Chloronaphthalene
 Concen: 40.123 ng
 RT: 13.50 min Scan# 1772
 Delta R.T. -0.02 min
 Lab File: BG043673.D
 Acq: 18 Nov 2019 14:59

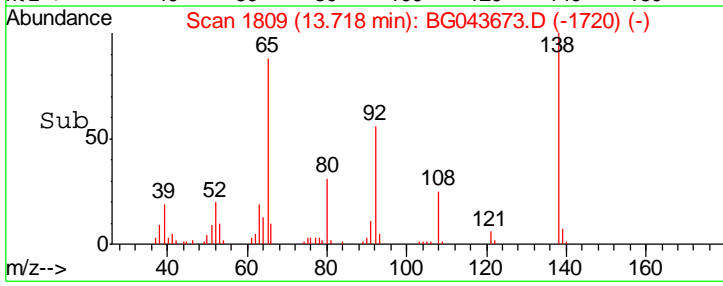
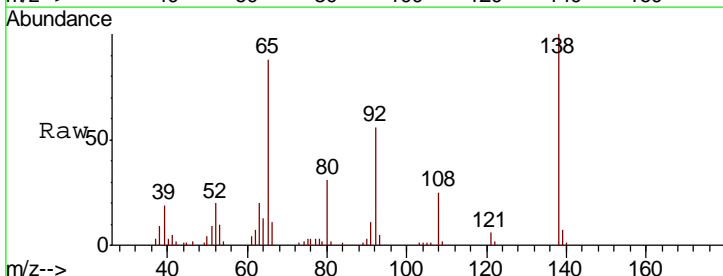
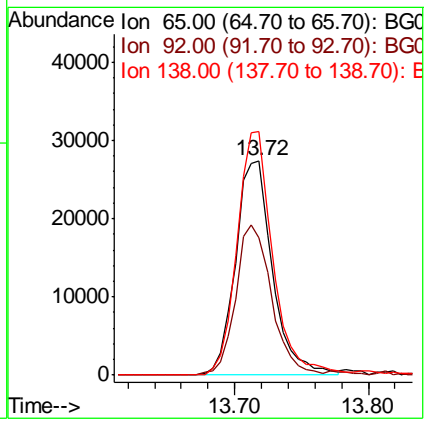
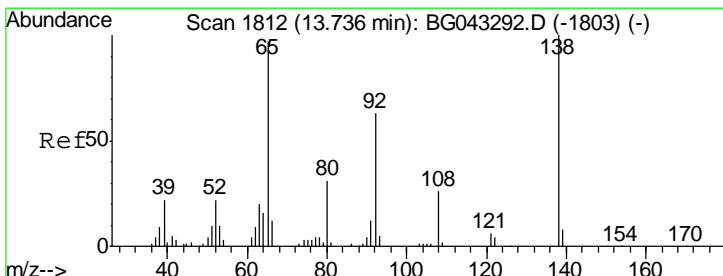
Instrument :
 BNA_G
 ClientSampleId :
 SSTDCCC040

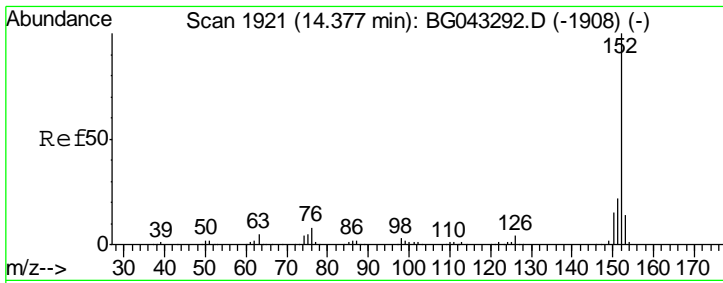
Tgt Ion	Resp	Lower	Upper
162	172901		
127	39.3	31.2	46.8
164	33.0	25.8	38.8



#48
 2-Nitroaniline
 Concen: 40.806 ng
 RT: 13.72 min Scan# 1809
 Delta R.T. -0.01 min
 Lab File: BG043673.D
 Acq: 18 Nov 2019 14:59

Tgt Ion	Resp	Lower	Upper
65	52557		
92	63.8	56.2	84.2
138	113.5	82.6	123.8

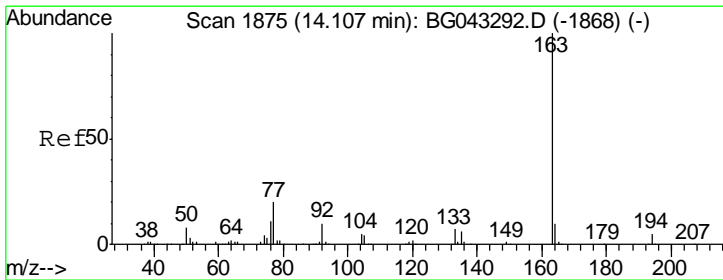
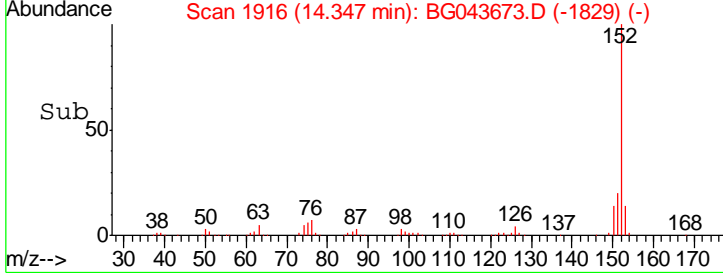
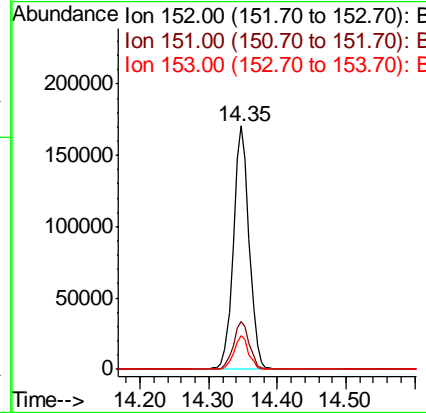
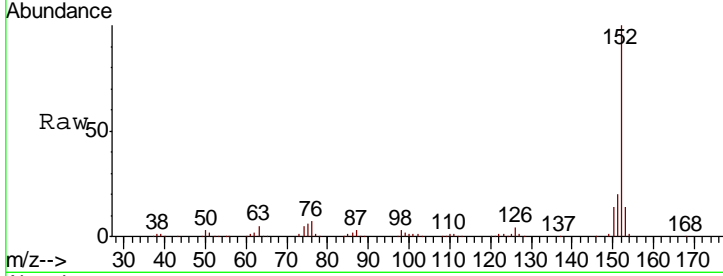




#49
 Acenaphthylene
 Concen: 40.751 ng
 RT: 14.35 min Scan# 1916
 Delta R.T. -0.02 min
 Lab File: BG043673.D
 Acq: 18 Nov 2019 14:59

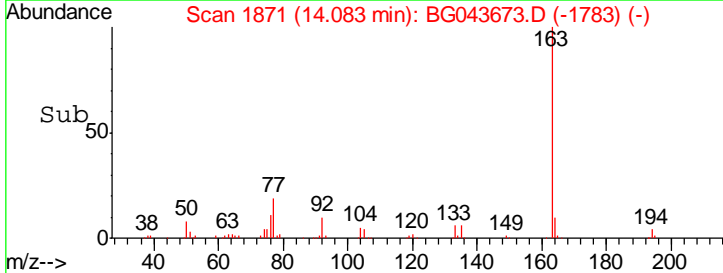
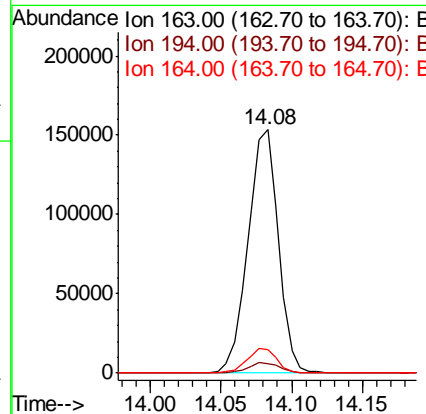
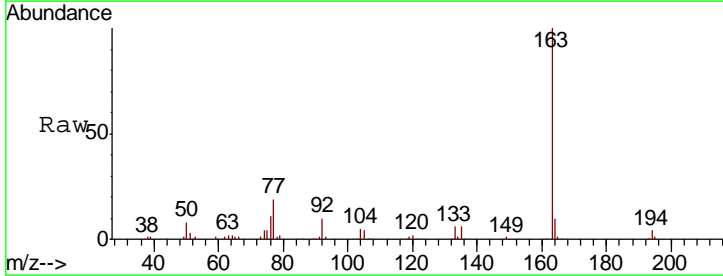
Instrument :
 BNA_G
 ClientSampleId :
 SSTDCCC040

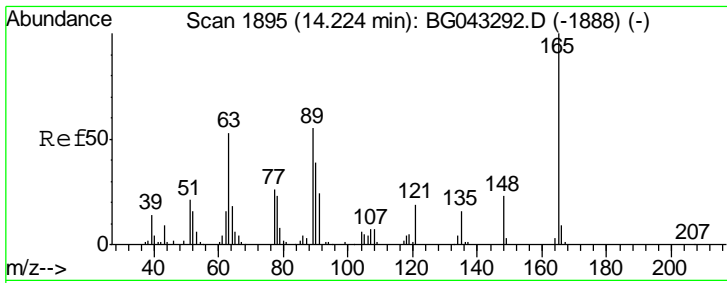
Tgt Ion	Resp	Lower	Upper
152	273313		
151	19.5	16.2	24.4
153	13.7	10.6	15.8



#50
 Dimethylphthalate
 Concen: 40.216 ng
 RT: 14.08 min Scan# 1871
 Delta R.T. -0.01 min
 Lab File: BG043673.D
 Acq: 18 Nov 2019 14:59

Tgt Ion	Resp	Lower	Upper
163	231912		
194	4.1	3.8	5.6
164	9.9	8.9	13.3

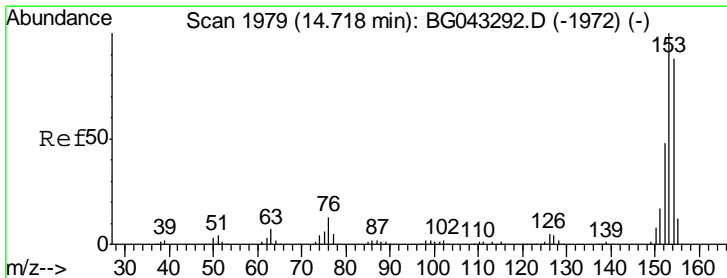
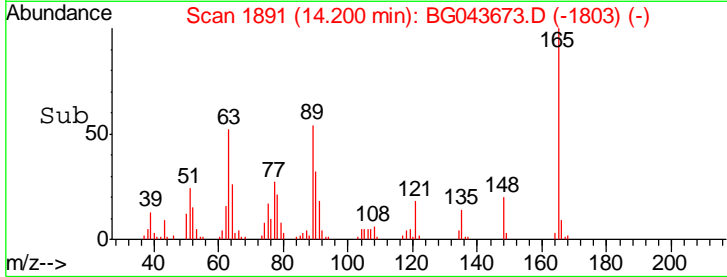
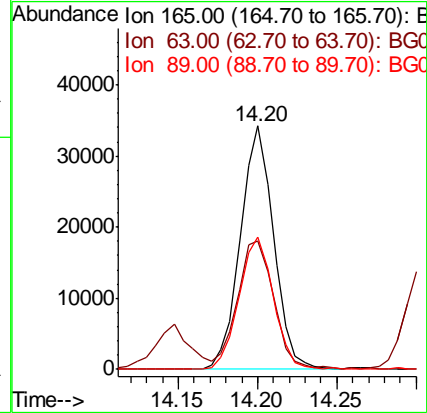
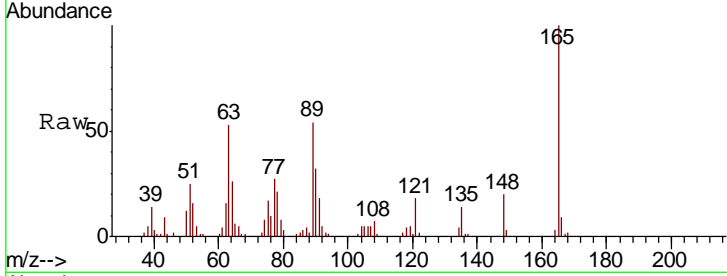




#51
 2,6-Dinitrotoluene
 Concen: 39.678 ng
 RT: 14.20 min Scan# 1891
 Delta R.T. -0.01 min
 Lab File: BG043673.D
 Acq: 18 Nov 2019 14:59

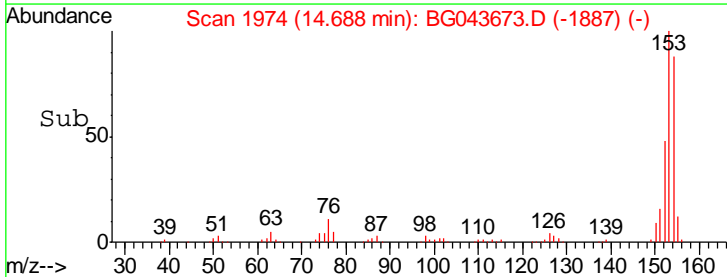
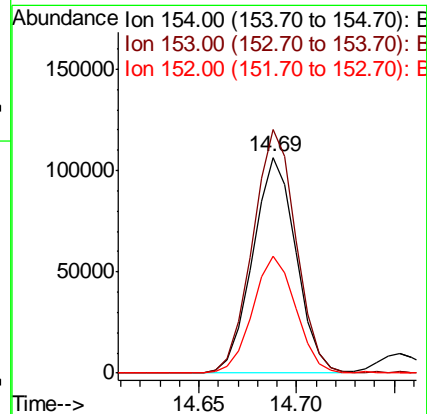
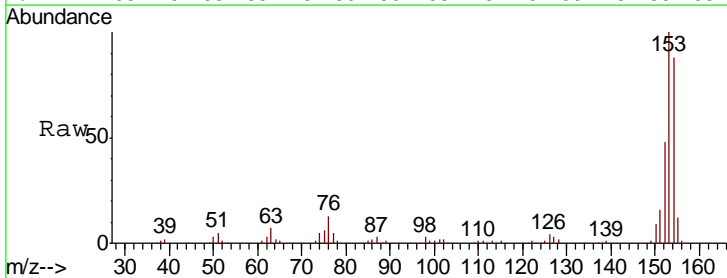
Instrument :
 BNA_G
 ClientSampled :
 SSTDCCC040

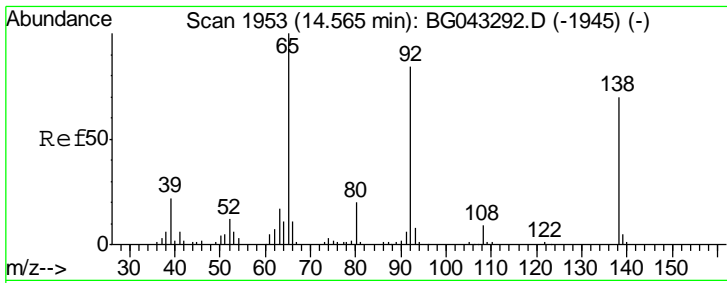
Tgt Ion	Resp	Lower	Upper
165	49708		
63	52.7	46.6	69.8
89	54.5	45.1	67.7



#52
 Acenaphthene
 Concen: 39.958 ng
 RT: 14.69 min Scan# 1974
 Delta R.T. -0.02 min
 Lab File: BG043673.D
 Acq: 18 Nov 2019 14:59

Tgt Ion	Resp	Lower	Upper
154	163431		
153	113.0	88.2	132.2
152	54.3	40.0	60.0

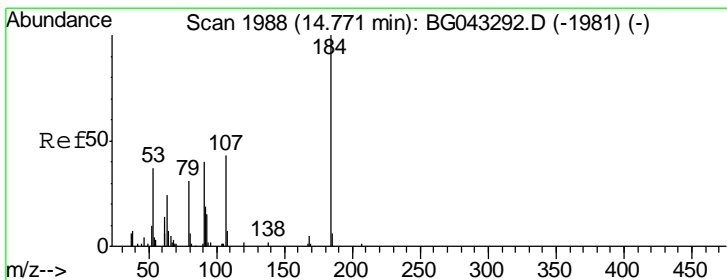
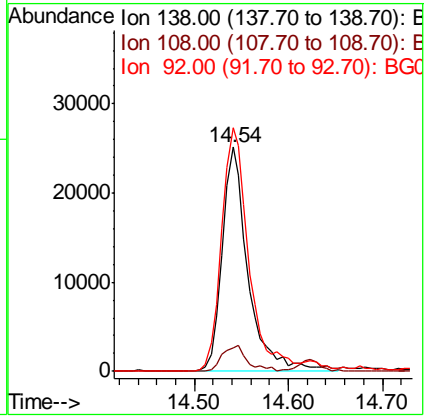
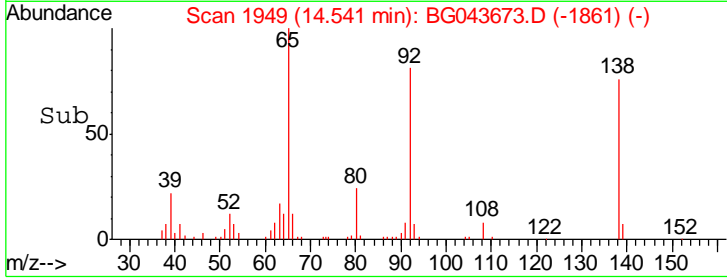
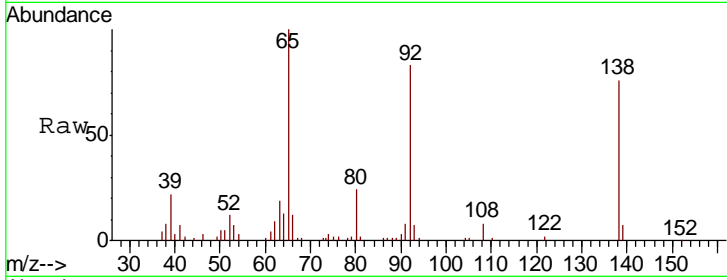




#53
 3-Nitroaniline
 Concen: 39.900 ng
 RT: 14.54 min Scan# 1949
 Delta R.T. -0.01 min
 Lab File: BG043673.D
 Acq: 18 Nov 2019 14:59

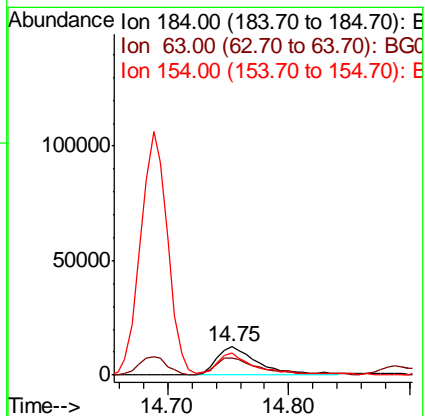
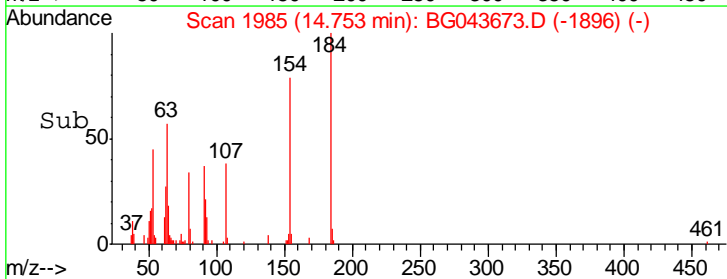
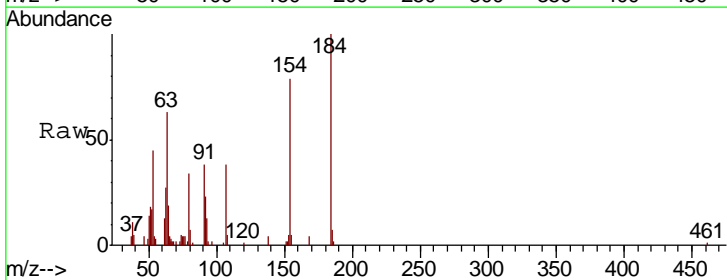
Instrument :
 BNA_G
 ClientSampleId :
 SSTDCCC040

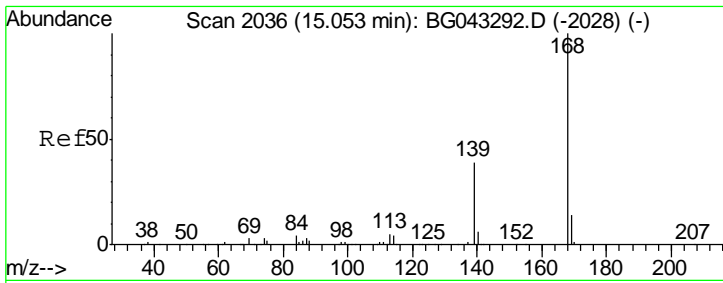
Tgt Ion	Resp	Lower	Upper
138	48261		
138	100		
108	10.4	8.0	12.0
92	108.6	90.9	136.3



#54
 2,4-Dinitrophenol
 Concen: 41.840 ng
 RT: 14.75 min Scan# 1985
 Delta R.T. -0.01 min
 Lab File: BG043673.D
 Acq: 18 Nov 2019 14:59

Tgt Ion	Resp	Lower	Upper
184	29742		
184	100		
63	62.7	51.3	76.9
154	79.1	55.4	83.0

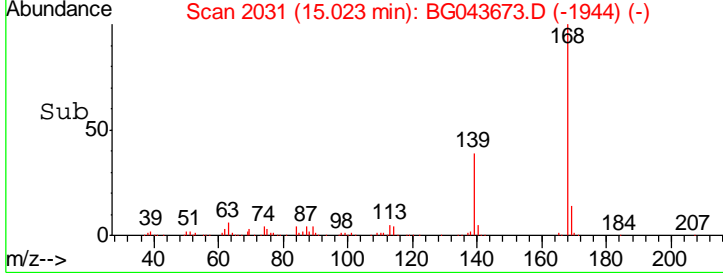
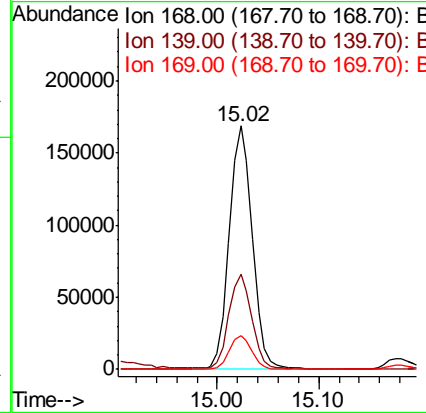
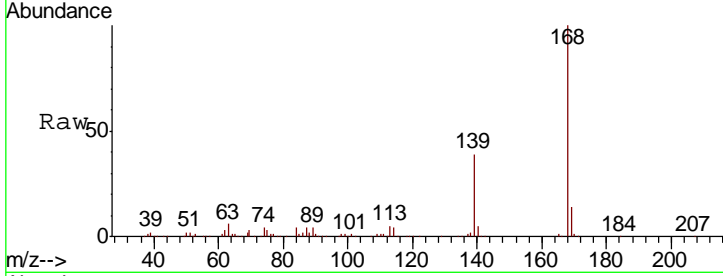




#55
 Dibenzofuran
 Concen: 40.242 ng
 RT: 15.02 min Scan# 2031
 Delta R.T. -0.02 min
 Lab File: BG043673.D
 Acq: 18 Nov 2019 14:59

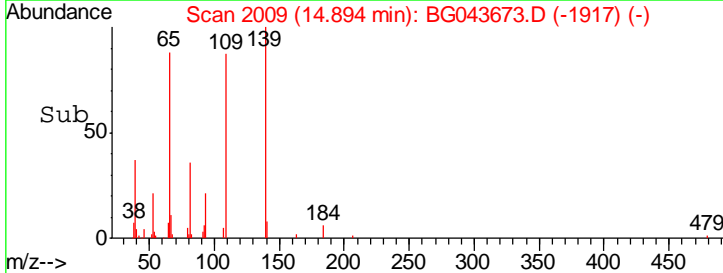
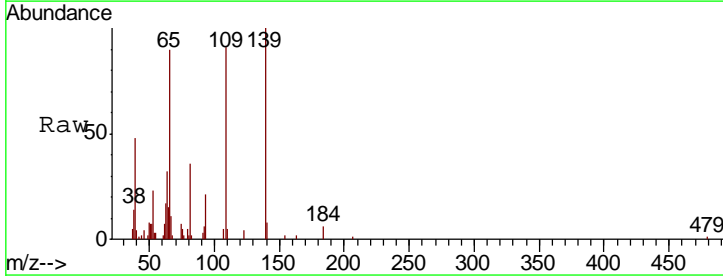
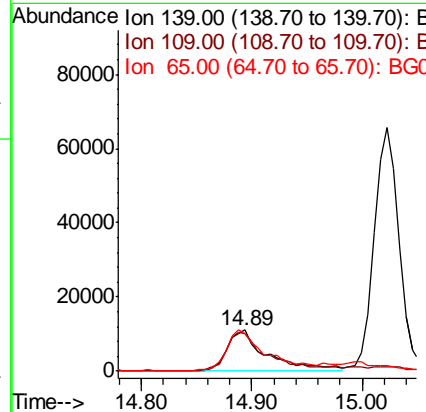
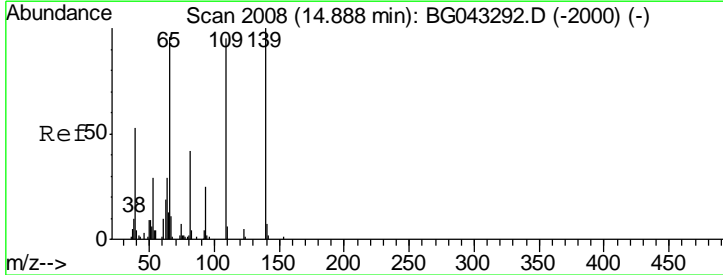
Instrument :
 BNA_G
 ClientSampled :
 SSTDCCC040

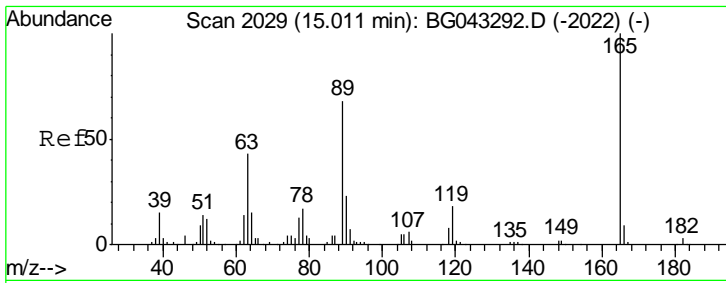
Tgt Ion	Resp	Lower	Upper
168	100		
139	38.9	31.0	46.6
169	13.6	11.7	17.5



#56
 4-Nitrophenol
 Concen: 34.520 ng
 RT: 14.89 min Scan# 2009
 Delta R.T. 0.01 min
 Lab File: BG043673.D
 Acq: 18 Nov 2019 14:59

Tgt Ion	Resp	Lower	Upper
139	100		
109	90.9	87.2	127.2
65	90.1	83.8	123.8

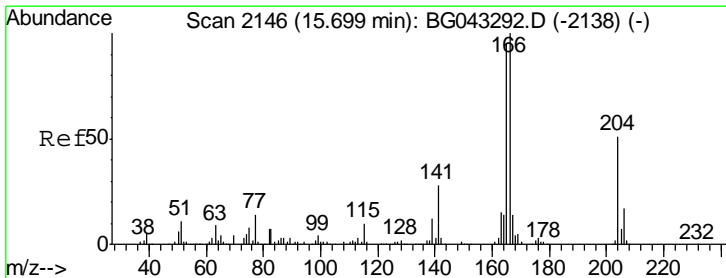
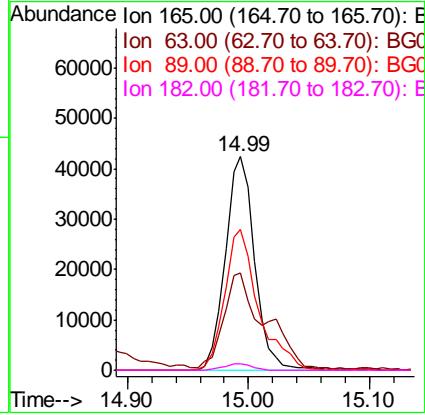
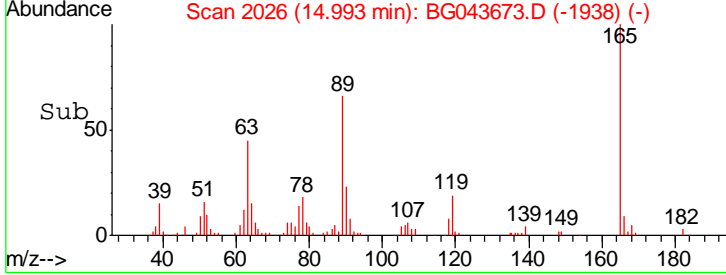
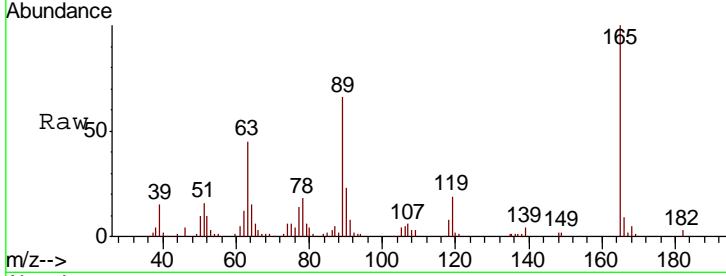




#57
 2,4-Dinitrotoluene
 Concen: 39.824 ng
 RT: 14.99 min Scan# 2026
 Delta R.T. -0.01 min
 Lab File: BG043673.D
 Acq: 18 Nov 2019 14:59

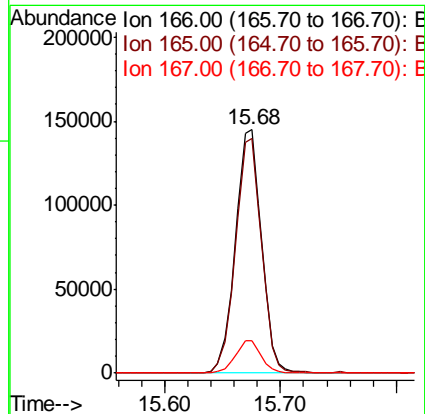
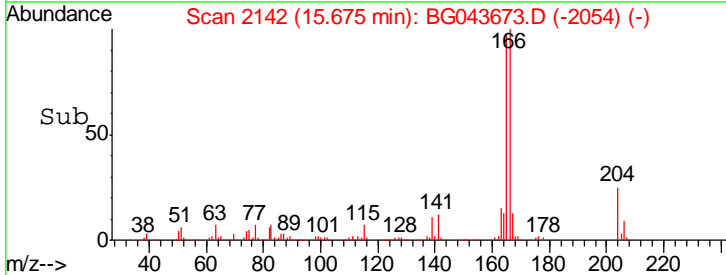
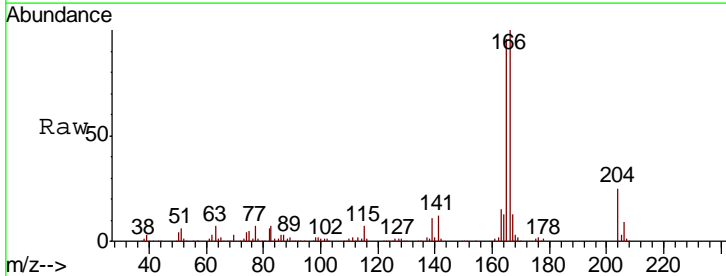
Instrument :
 BNA_G
 ClientSampleId :
 SSTDCCC040

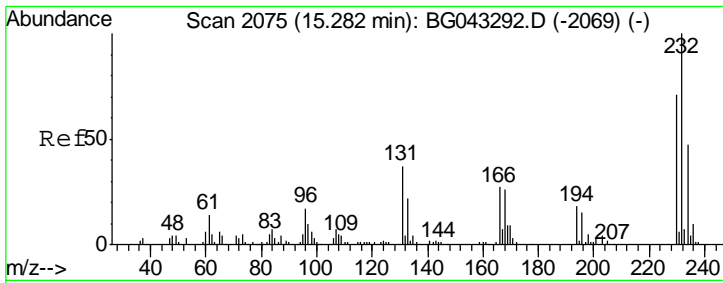
Tgt Ion	Resp	Lower	Upper
165	71299		
63	45.3	33.2	49.8
89	66.0	52.2	78.4
182	2.8	2.0	3.0



#58
 Fluorene
 Concen: 40.683 ng
 RT: 15.68 min Scan# 2142
 Delta R.T. -0.01 min
 Lab File: BG043673.D
 Acq: 18 Nov 2019 14:59

Tgt Ion	Resp	Lower	Upper
166	226317		
165	96.5	79.0	118.6
167	13.4	10.5	15.7

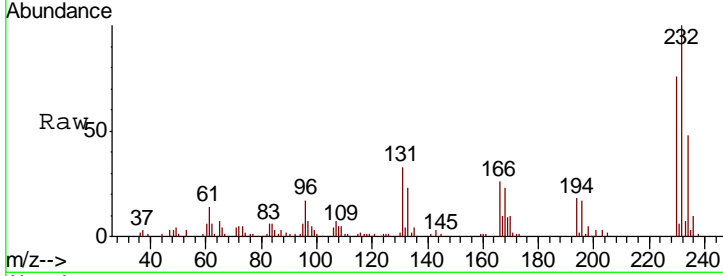




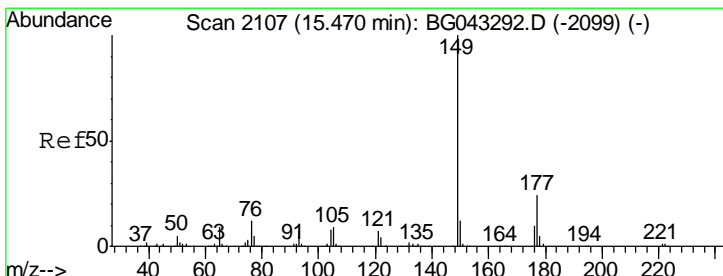
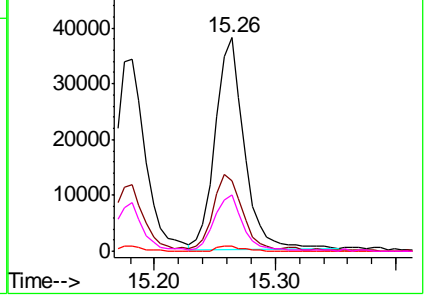
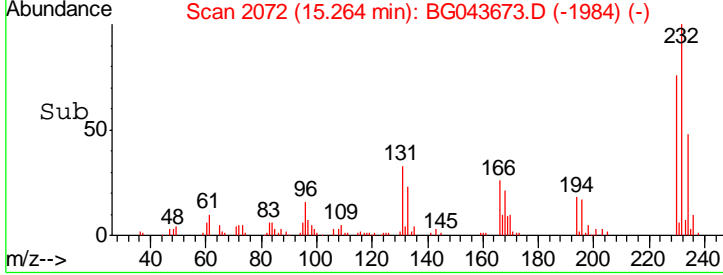
#59
 2,3,4,6-Tetrachlorophenol
 Concen: 36.176 ng
 RT: 15.26 min Scan# 2072
 Delta R.T. -0.01 min
 Lab File: BG043673.D
 Acq: 18 Nov 2019 14:59

Instrument :
 BNA_G
 ClientSampled :
 SSTDCCC040

Tgt Ion	Resp	Lower	Upper
232	100		
131	34.1	26.9	40.3
130	2.1	1.8	2.6
166	25.5	20.9	31.3

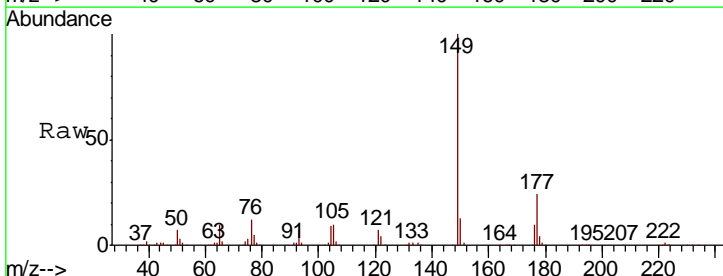


Abundance Ion 232.00 (231.70 to 232.70): E
 Ion 131.00 (130.70 to 131.70): E
 Ion 130.00 (129.70 to 130.70): E
 Ion 166.00 (165.70 to 166.70): E

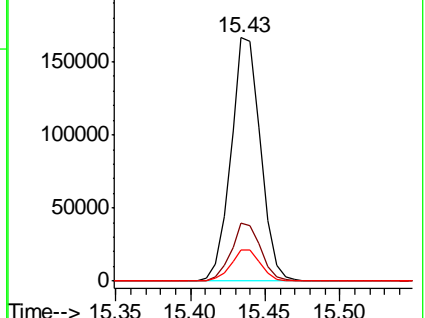
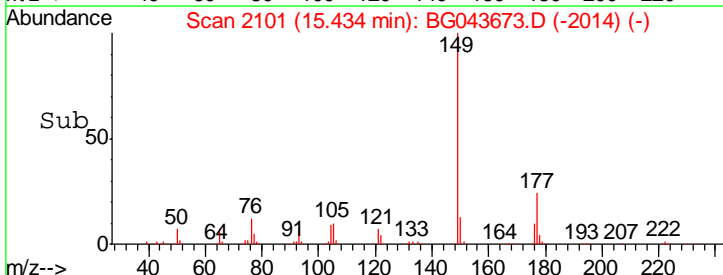


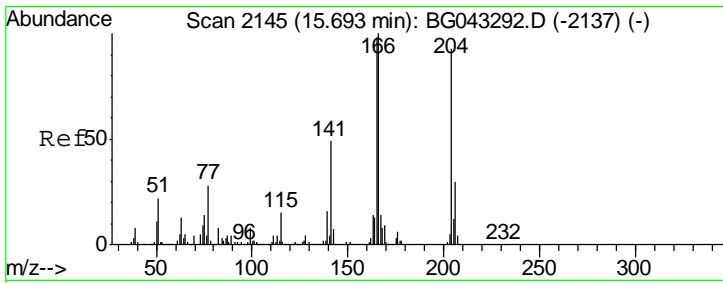
#60
 Diethylphthalate
 Concen: 39.882 ng
 RT: 15.43 min Scan# 2101
 Delta R.T. -0.02 min
 Lab File: BG043673.D
 Acq: 18 Nov 2019 14:59

Tgt Ion	Resp	Lower	Upper
149	100		
177	23.9	19.6	29.4
150	13.0	10.8	16.2



Abundance Ion 149.00 (148.70 to 149.70): E
 Ion 177.00 (176.70 to 177.70): E
 Ion 150.00 (149.70 to 150.70): E

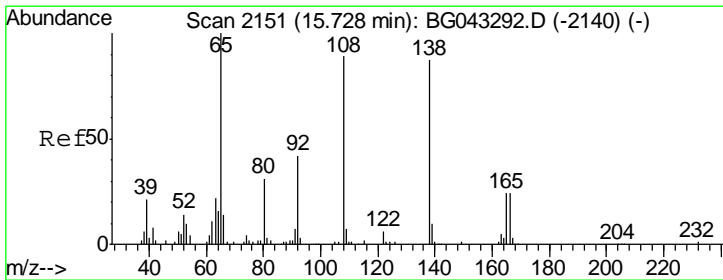
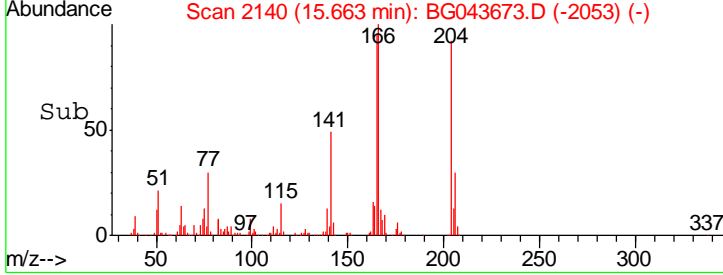
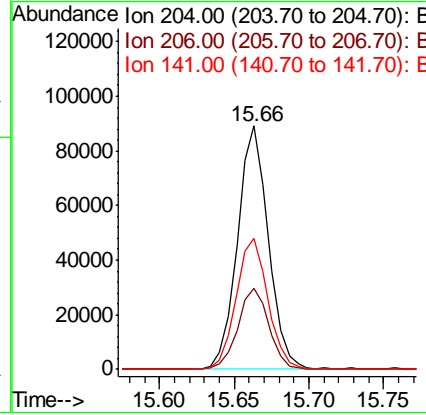
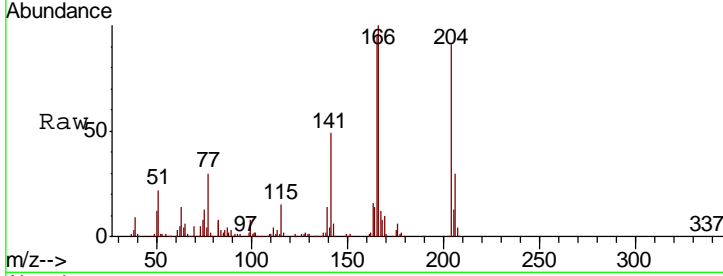




#61
 4-Chlorophenyl-phenylether
 Concen: 39.614 ng
 RT: 15.66 min Scan# 2140
 Delta R.T. -0.02 min
 Lab File: BG043673.D
 Acq: 18 Nov 2019 14:59

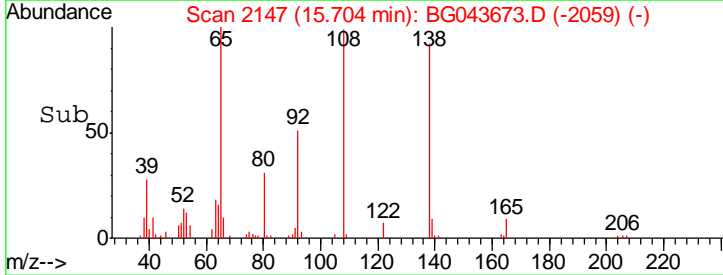
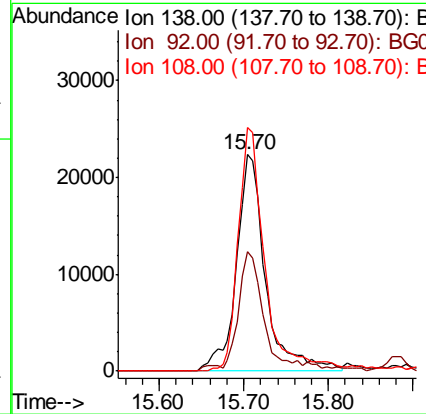
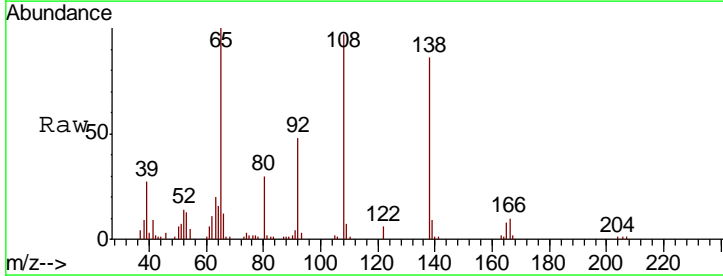
Instrument :
 BNA_G
 ClientSampleId :
 SSTDCCC040

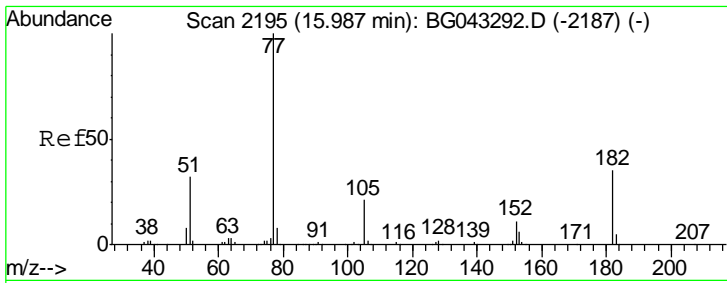
Tgt Ion	Resp	Lower	Upper
204	128560		
206	33.0	28.4	42.6
141	53.6	43.0	64.6



#62
 4-Nitroaniline
 Concen: 42.356 ng
 RT: 15.70 min Scan# 2147
 Delta R.T. -0.01 min
 Lab File: BG043673.D
 Acq: 18 Nov 2019 14:59

Tgt Ion	Resp	Lower	Upper
138	52909		
92	55.3	33.4	73.4
108	112.5	78.0	118.0

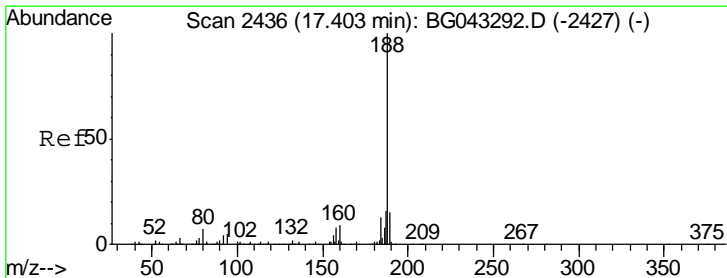
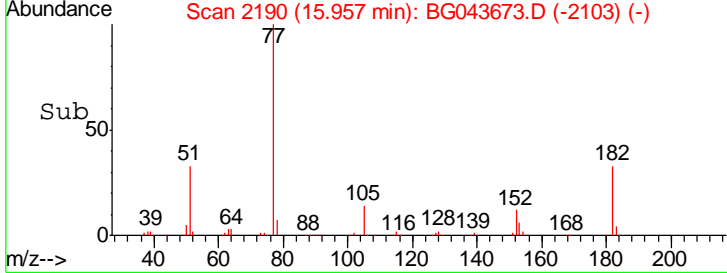
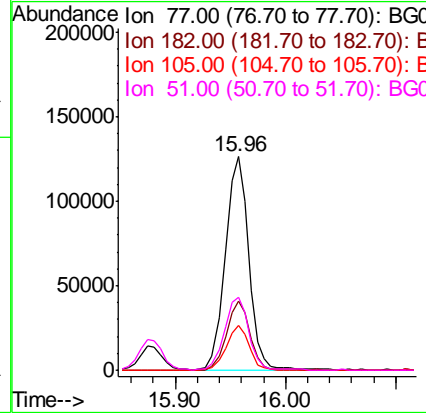
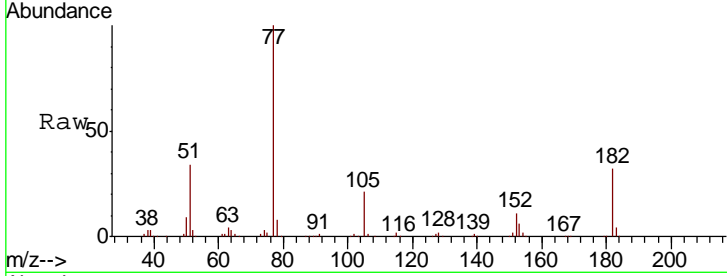




#63
 Azobenzene
 Concen: 39.584 ng
 RT: 15.96 min Scan# 2190
 Delta R.T. -0.02 min
 Lab File: BG043673.D
 Acq: 18 Nov 2019 14:59

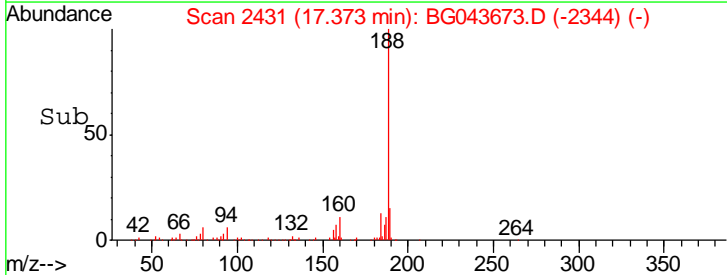
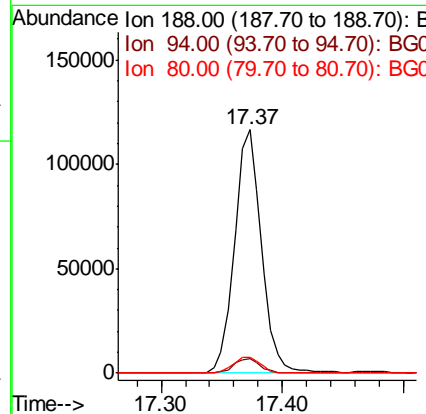
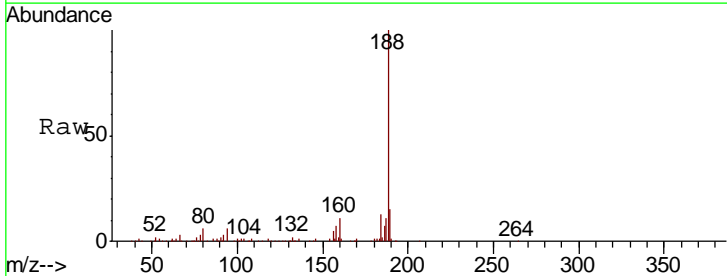
Instrument :
 BNA_G
 ClientSampleId :
 SSTDCCC040

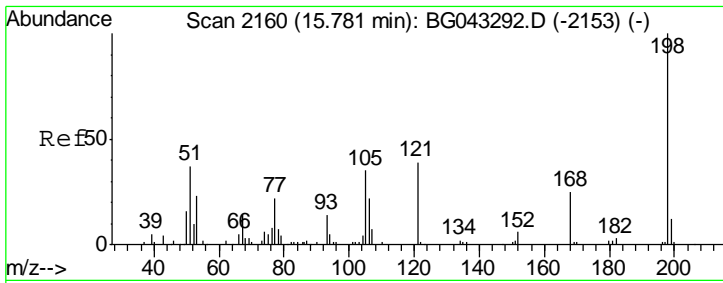
Tgt Ion	Resp	Lower	Upper
77	185621		
182	32.4	13.7	53.7
105	20.9	0.4	40.4
51	33.9	11.0	51.0



#64
 Phenanthrene-d10
 Concen: 20.000 ng
 RT: 17.37 min Scan# 2431
 Delta R.T. -0.02 min
 Lab File: BG043673.D
 Acq: 18 Nov 2019 14:59

Tgt Ion	Resp	Lower	Upper
188	180877		
94	5.8	4.2	6.4
80	6.3	4.5	6.7

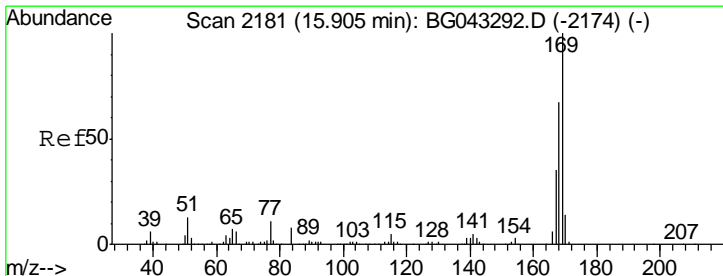
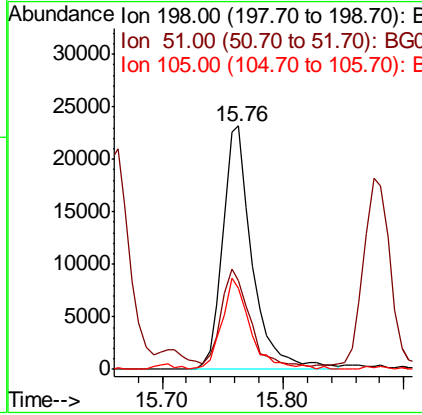
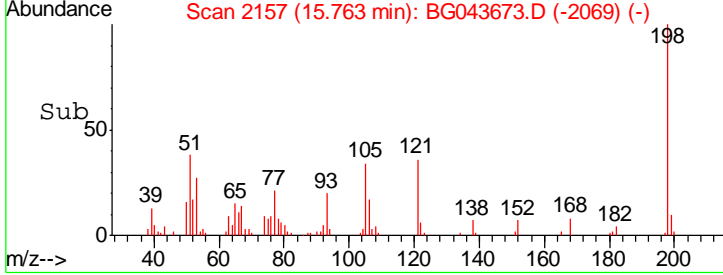
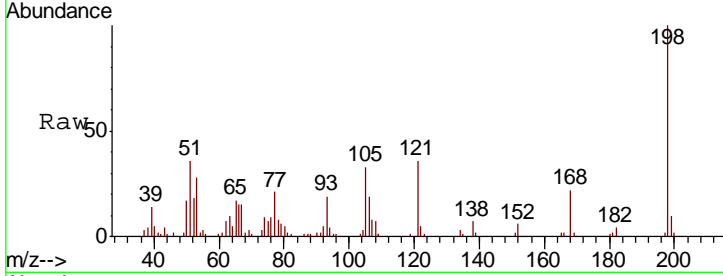




#65
 4,6-Dinitro-2-methylphenol
 Concen: 36.670 ng
 RT: 15.76 min Scan# 2157
 Delta R.T. -0.01 min
 Lab File: BG043673.D
 Acq: 18 Nov 2019 14:59

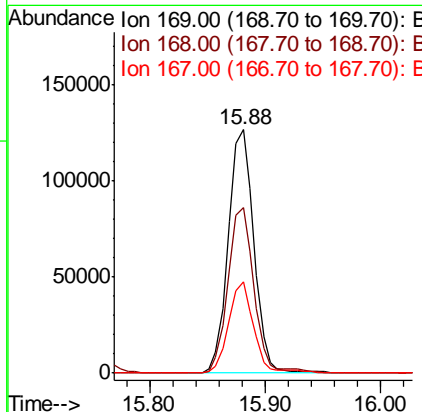
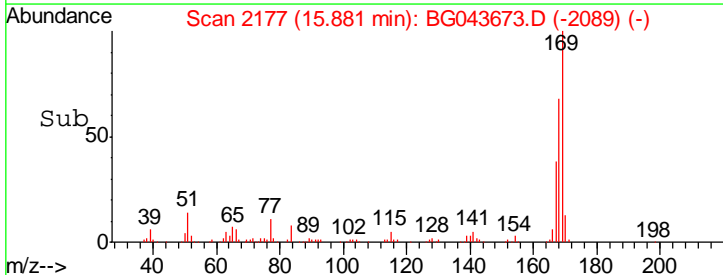
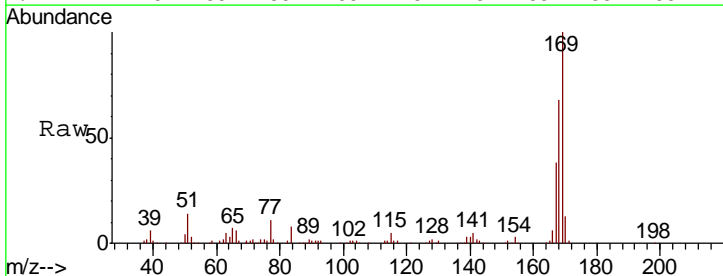
Instrument :
 BNA_G
 ClientSampleId :
 SSTDCCC040

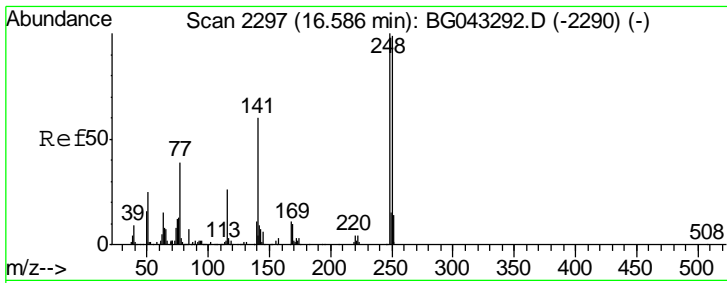
Tgt Ion	Resp	Lower	Upper
198	39034		
51	36.4	13.2	53.2
105	33.2	15.8	55.8



#66
 n-Nitrosodiphenylamine
 Concen: 38.153 ng
 RT: 15.88 min Scan# 2177
 Delta R.T. -0.01 min
 Lab File: BG043673.D
 Acq: 18 Nov 2019 14:59

Tgt Ion	Resp	Lower	Upper
169	194833		
168	68.2	53.8	80.6
167	37.5	27.5	41.3

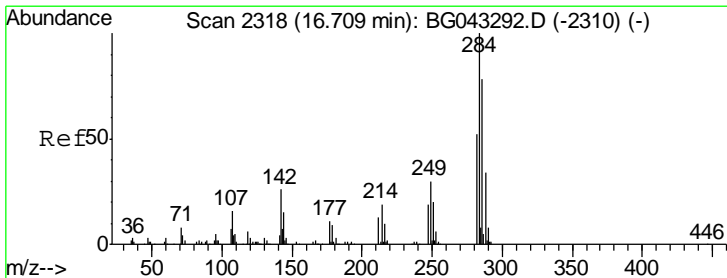
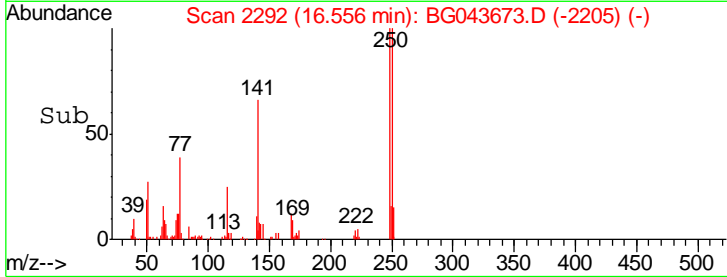
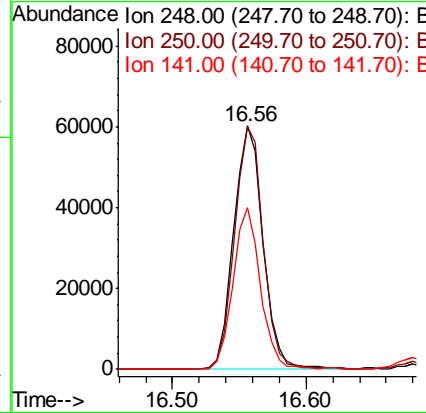
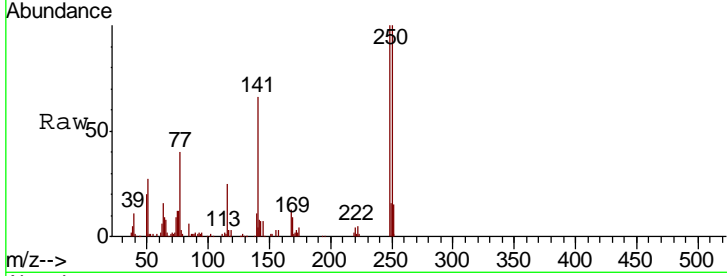




#67
 4-Bromophenyl-phenylether
 Concen: 38.031 ng
 RT: 16.56 min Scan# 2292
 Delta R.T. -0.02 min
 Lab File: BG043673.D
 Acq: 18 Nov 2019 14:59

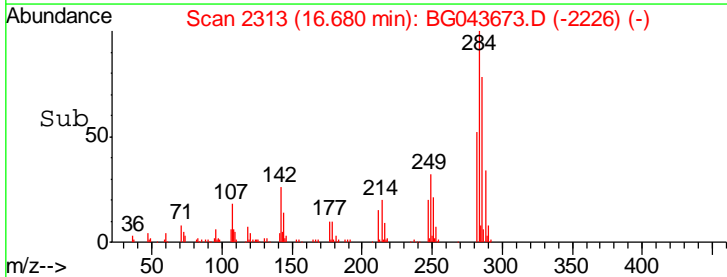
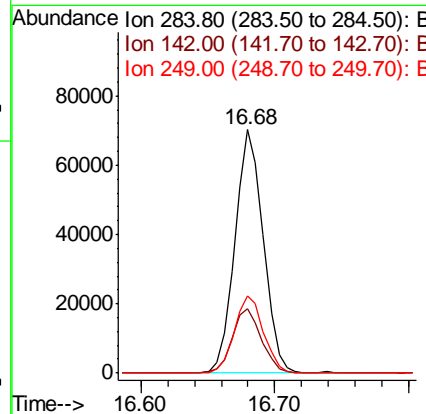
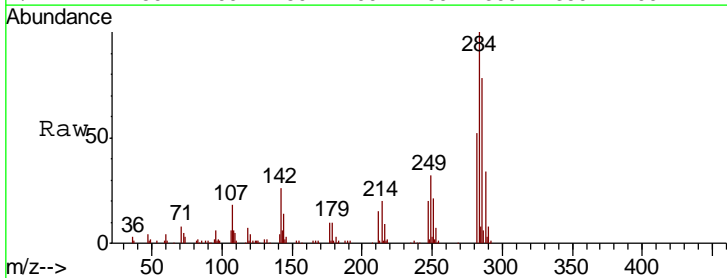
Instrument :
 BNA_G
 ClientSampleId :
 SSTCCCC040

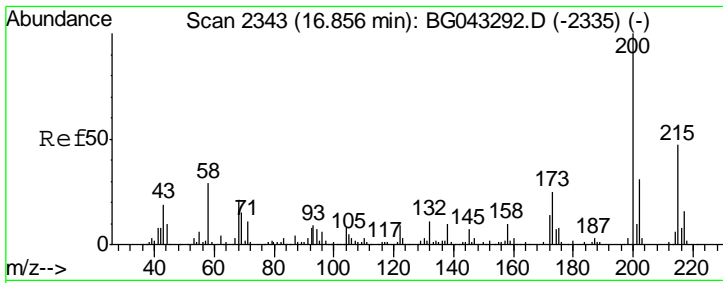
Tgt Ion	Resp	Lower	Upper
248	100		
250	99.7	77.0	115.4
141	66.3	47.5	71.3



#68
 Hexachlorobenzene
 Concen: 37.217 ng
 RT: 16.68 min Scan# 2313
 Delta R.T. -0.02 min
 Lab File: BG043673.D
 Acq: 18 Nov 2019 14:59

Tgt Ion	Resp	Lower	Upper
284	100		
142	26.2	19.8	29.8
249	31.6	23.8	35.6



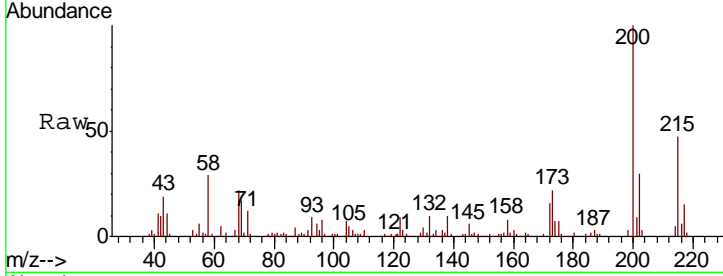


#69

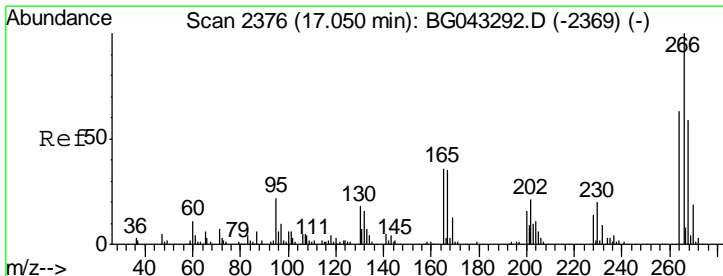
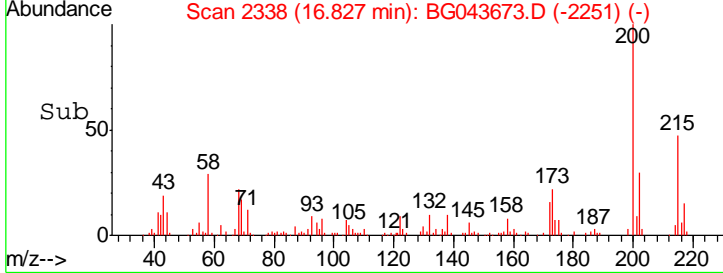
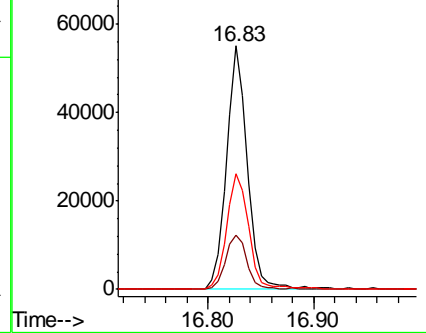
Atrazine
 Concen: 42.569 ng
 RT: 16.83 min Scan# 2338
 Delta R.T. -0.02 min
 Lab File: BG043673.D
 Acq: 18 Nov 2019 14:59

Instrument :
 BNA_G
 ClientSampleId :
 SSTDCCC040

Tgt Ion	Resp	Lower	Upper
200	75537		
173	22.1	4.7	44.7
215	47.4	28.5	68.5



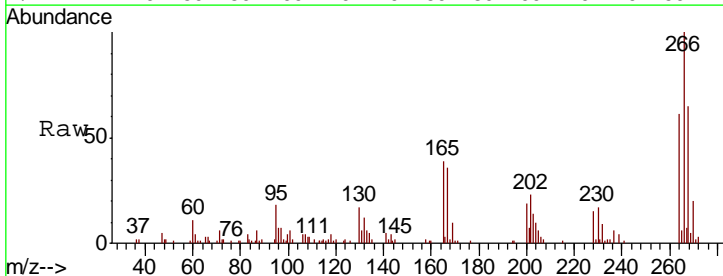
Abundance Ion 200.00 (199.70 to 200.70): E
 Ion 173.00 (172.70 to 173.70): E
 Ion 215.00 (214.70 to 215.70): E



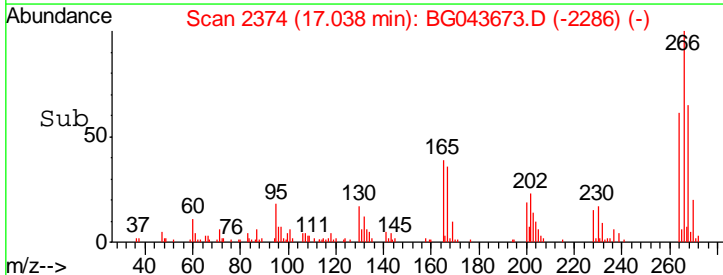
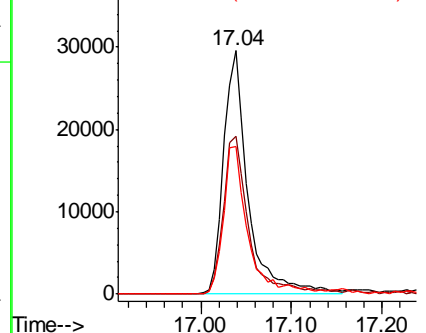
#70

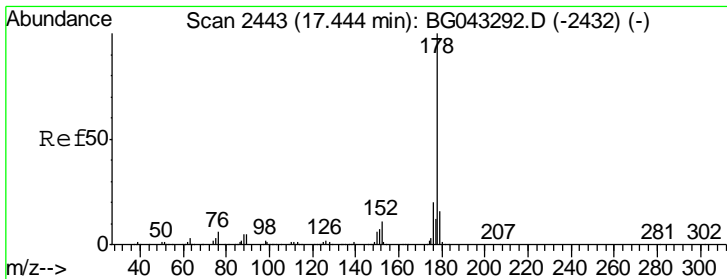
Pentachlorophenol
 Concen: 43.516 ng
 RT: 17.04 min Scan# 2374
 Delta R.T. -0.01 min
 Lab File: BG043673.D
 Acq: 18 Nov 2019 14:59

Tgt Ion	Resp	Lower	Upper
266	55404		
268	64.7	50.4	75.6
264	60.6	48.9	73.3



Abundance Ion 265.70 (265.40 to 266.40): E
 Ion 268.00 (267.70 to 268.70): E
 Ion 264.00 (263.70 to 264.70): E

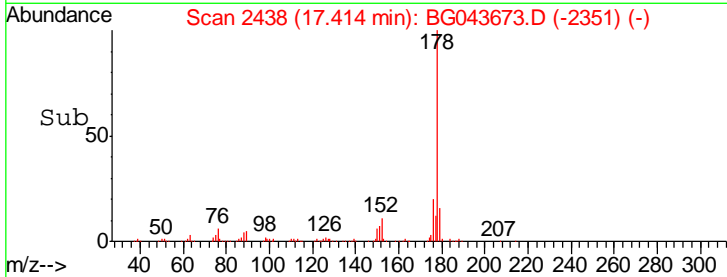
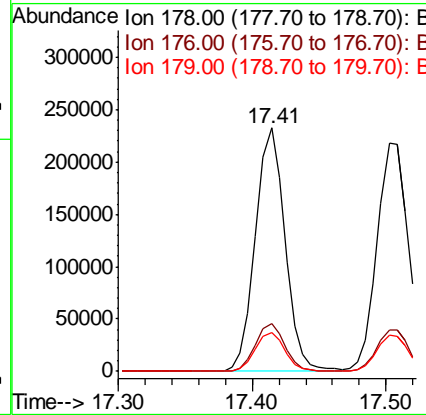
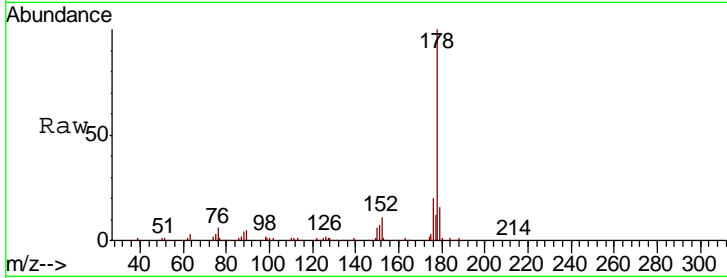




#71
 Phenanthrene
 Concen: 38.427 ng
 RT: 17.41 min Scan# 2438
 Delta R.T. -0.02 min
 Lab File: BG043673.D
 Acq: 18 Nov 2019 14:59

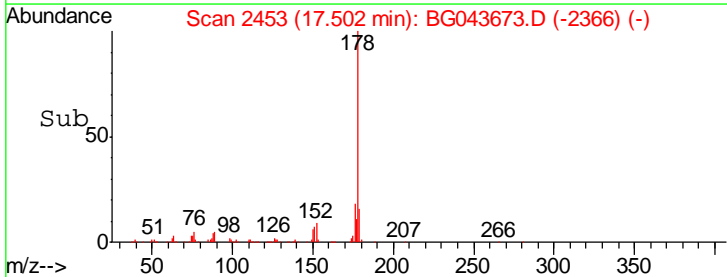
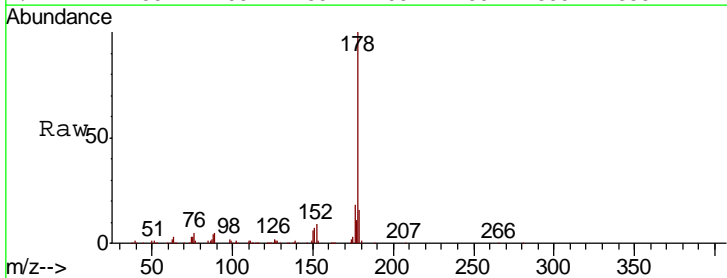
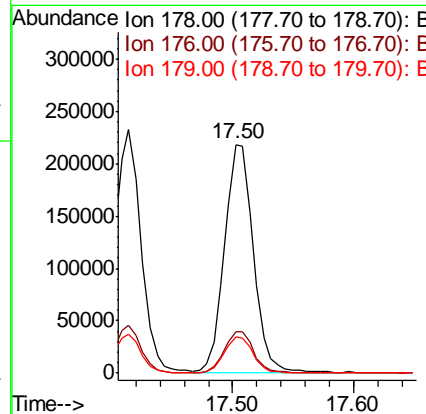
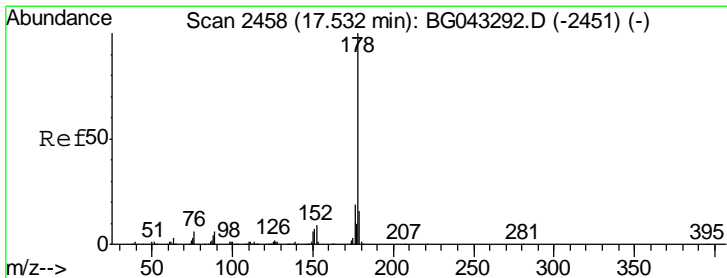
Instrument :
 BNA_G
 ClientSampleId :
 SSTDCCC040

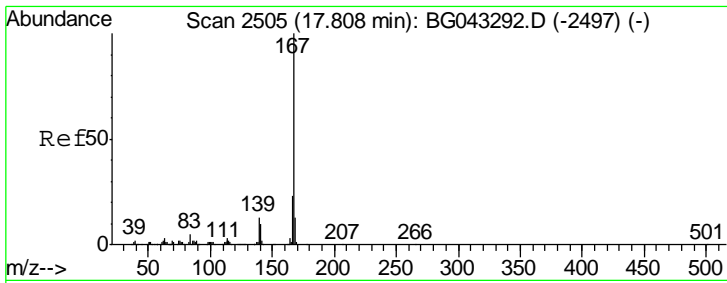
Tgt Ion	Resp	Lower	Upper
178	355920		
176	19.6	15.4	23.0
179	15.7	13.0	19.6



#72
 Anthracene
 Concen: 38.773 ng
 RT: 17.50 min Scan# 2453
 Delta R.T. -0.02 min
 Lab File: BG043673.D
 Acq: 18 Nov 2019 14:59

Tgt Ion	Resp	Lower	Upper
178	359307		
176	18.2	15.5	23.3
179	16.0	13.7	20.5

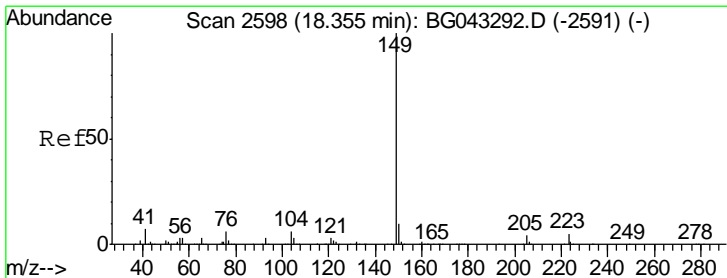
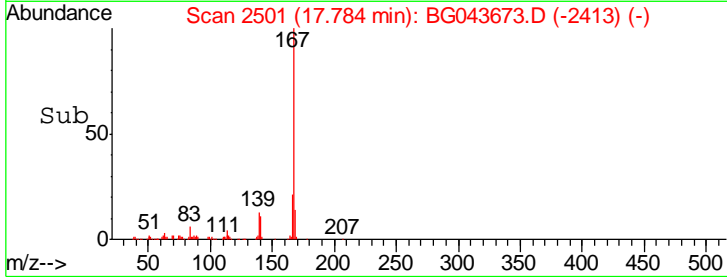
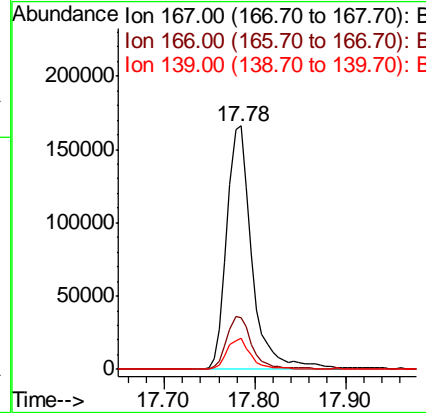
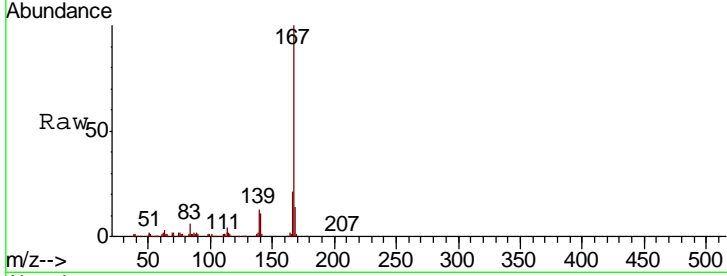




#73
 Carbazole
 Concen: 38.244 ng
 RT: 17.78 min Scan# 2501
 Delta R.T. -0.01 min
 Lab File: BG043673.D
 Acq: 18 Nov 2019 14:59

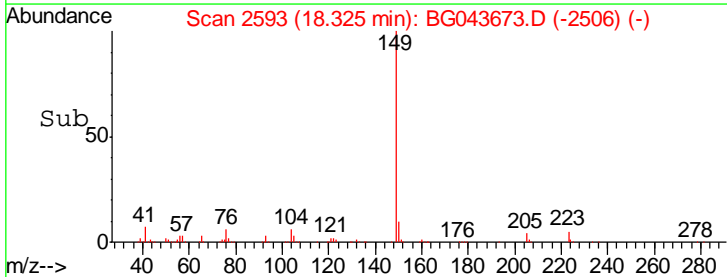
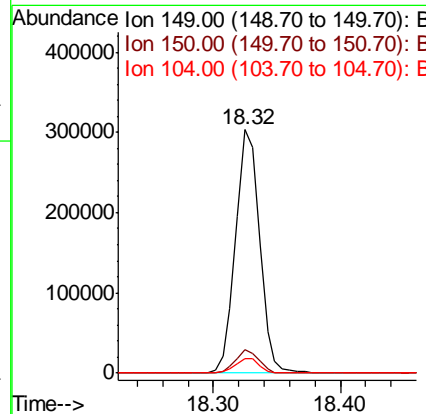
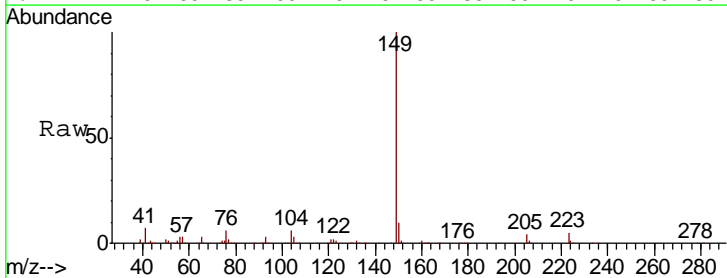
Instrument :
 BNA_G
 ClientSampleId :
 SSTDCCC040

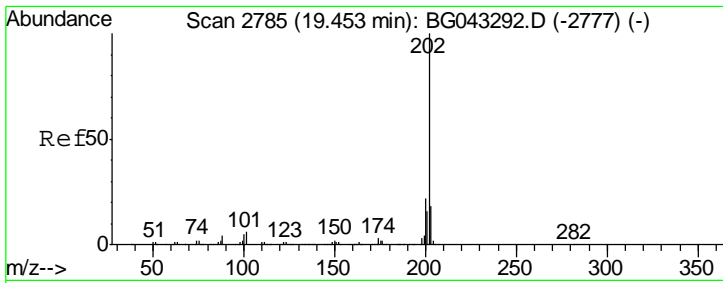
Tgt Ion	Resp	Lower	Upper
167	100		
166	21.3	18.7	28.1
139	12.6	10.0	15.0



#74
 Di-n-butylphthalate
 Concen: 39.069 ng
 RT: 18.32 min Scan# 2593
 Delta R.T. -0.02 min
 Lab File: BG043673.D
 Acq: 18 Nov 2019 14:59

Tgt Ion	Resp	Lower	Upper
149	100		
150	9.7	8.0	12.0
104	6.1	4.4	6.6

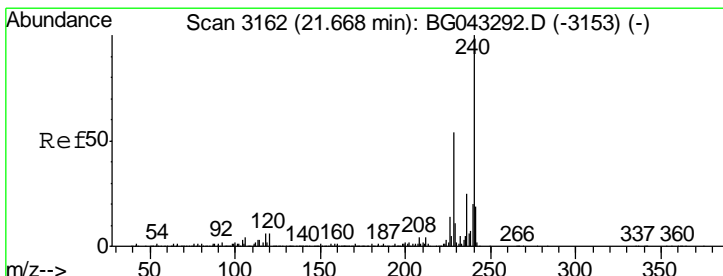
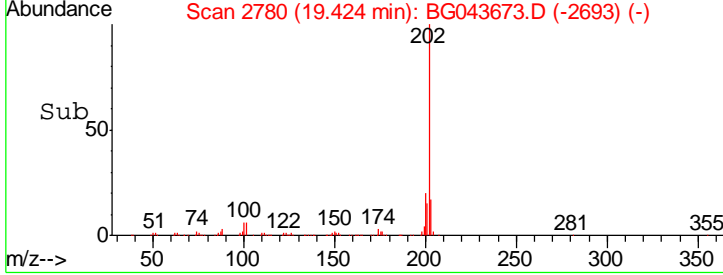
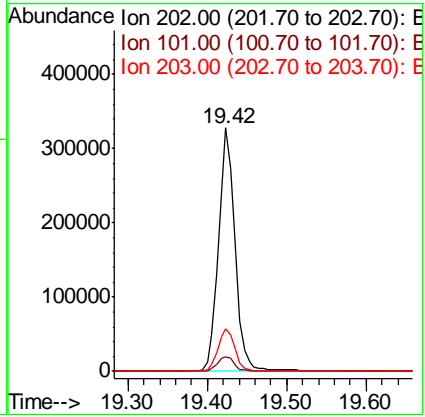
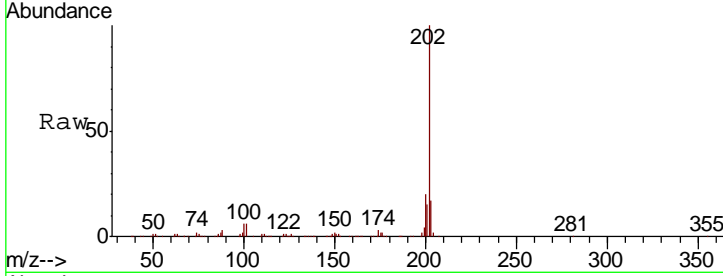




#75
 Fluoranthene
 Concen: 39.117 ng
 RT: 19.42 min Scan# 2780
 Delta R.T. -0.02 min
 Lab File: BG043673.D
 Acq: 18 Nov 2019 14:59

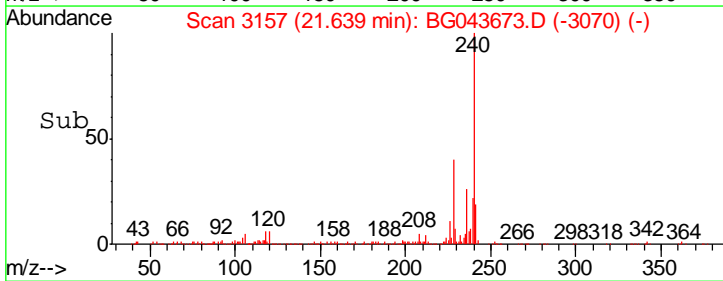
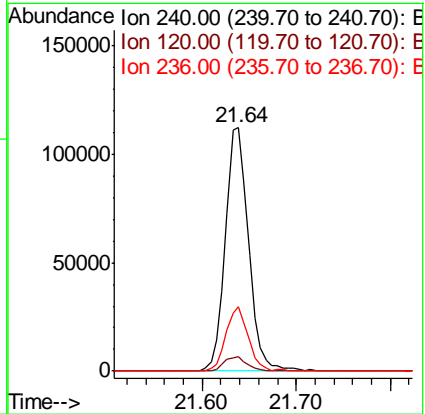
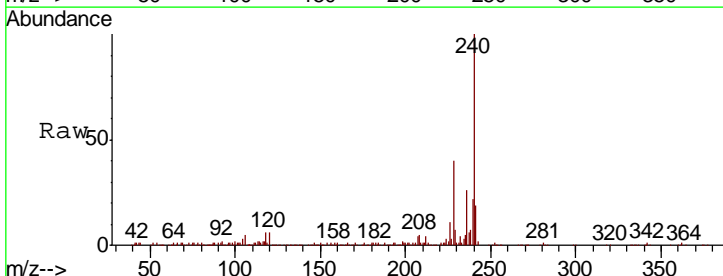
Instrument :
 BNA_G
 ClientSampled :
 SSTDCCC040

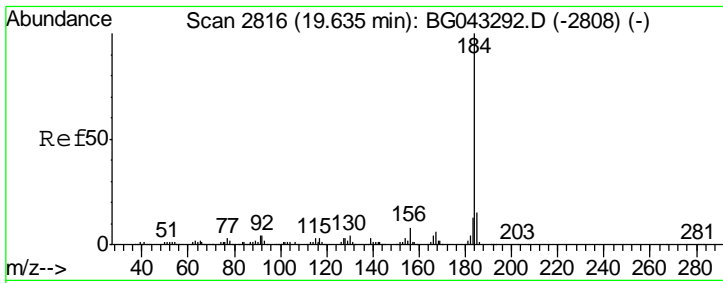
Tgt Ion	Resp	Lower	Upper
202	472338		
101	5.9	0.0	26.3
203	17.4	0.0	37.9



#76
 Chrysene-d12
 Concen: 20.000 ng
 RT: 21.64 min Scan# 3157
 Delta R.T. -0.02 min
 Lab File: BG043673.D
 Acq: 18 Nov 2019 14:59

Tgt Ion	Resp	Lower	Upper
240	193281		
120	5.8	4.6	6.8
236	26.3	19.8	29.8



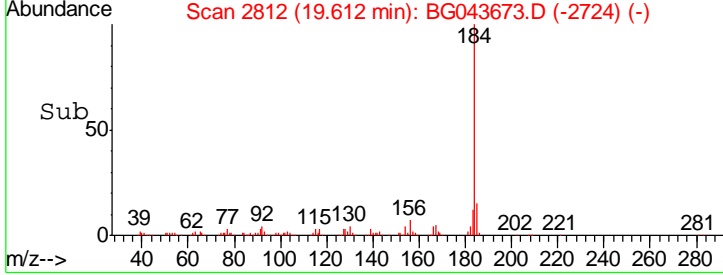
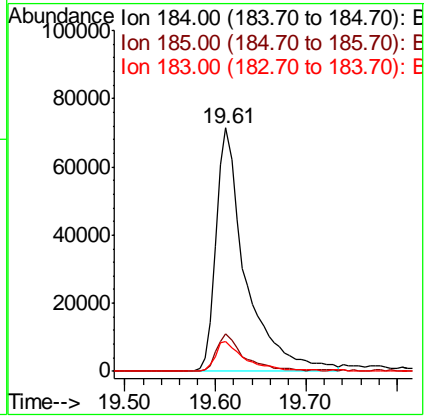
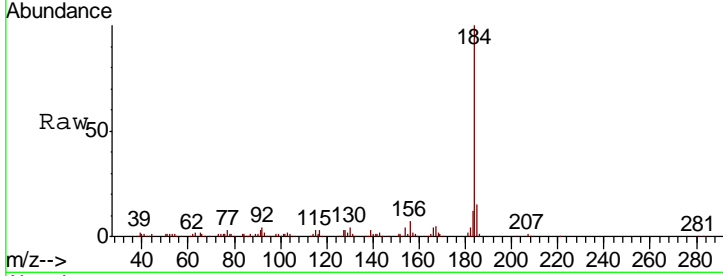


#77
Benzidine
Concen: 41.457 ng
RT: 19.61 min Scan# 2812
Delta R.T. -0.01 min
Lab File: BG043673.D
Acq: 18 Nov 2019 14:59

Instrument :
BNA_G
ClientSampleId :
SSTDCCC040

Tgt Ion:184 Resp: 161262



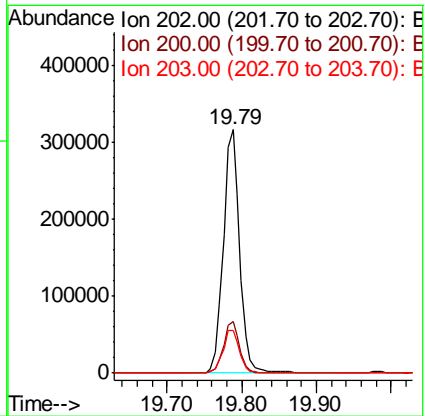
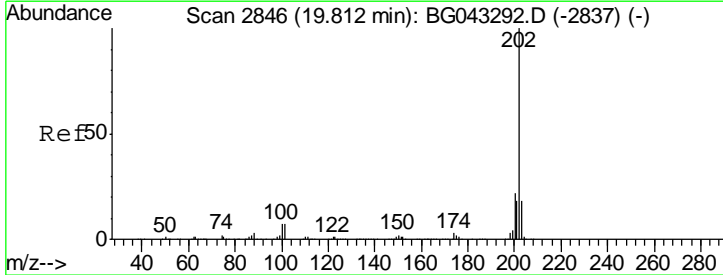
Ion	Ratio	Lower	Upper
184	100		
185	15.4	11.0	16.4
183	12.1	10.0	15.0

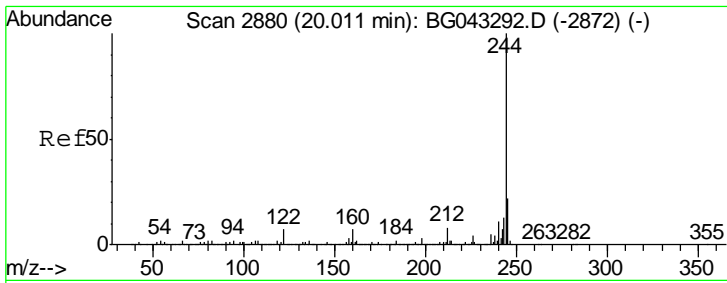


#78
Pyrene
Concen: 40.349 ng
RT: 19.79 min Scan# 2842
Delta R.T. -0.01 min
Lab File: BG043673.D
Acq: 18 Nov 2019 14:59

Tgt Ion:202 Resp: 482726

Ion	Ratio	Lower	Upper
202	100		
200	21.2	17.0	25.4
203	17.7	14.7	22.1

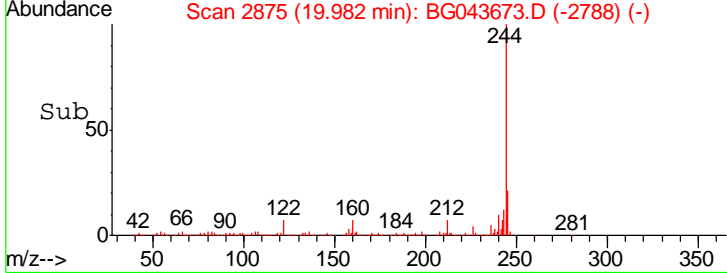
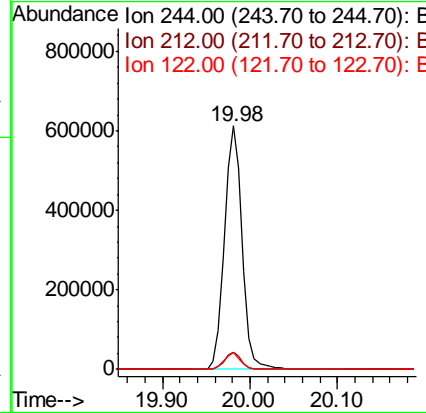
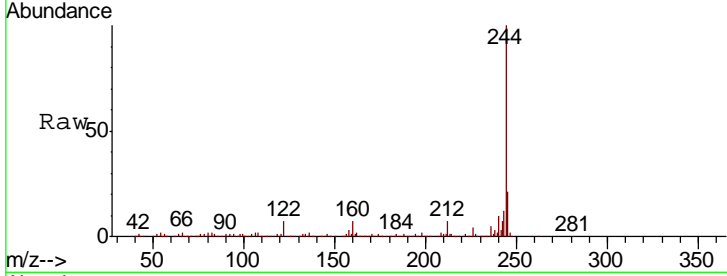




#79
 Terphenyl-d14
 Concen: 83.101 ng
 RT: 19.98 min Scan# 2875
 Delta R.T. -0.02 min
 Lab File: BG043673.D
 Acq: 18 Nov 2019 14:59

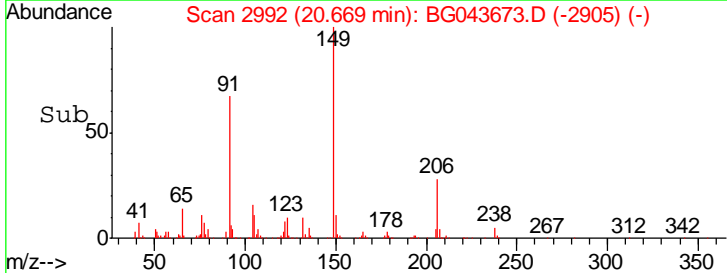
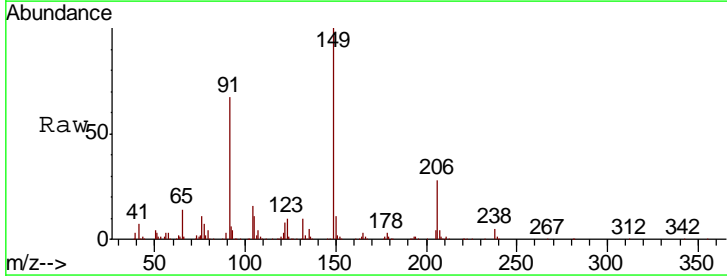
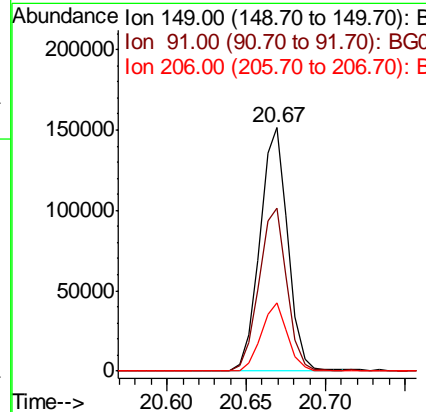
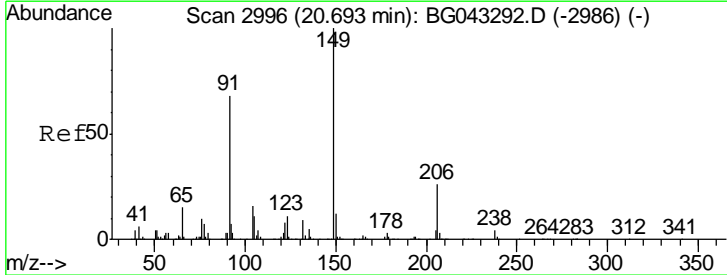
Instrument :
 BNA_G
ClientSampleId :
 SSTDCCC040

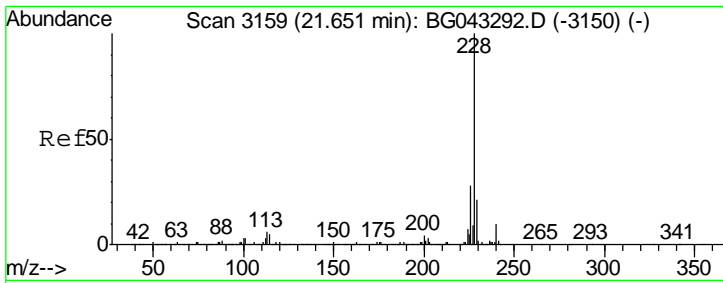
Tgt Ion	Resp	Lower	Upper
244	100		
212	7.2	5.8	8.6
122	6.8	5.4	8.2



#80
 Butylbenzylphthalate
 Concen: 40.909 ng
 RT: 20.67 min Scan# 2992
 Delta R.T. -0.02 min
 Lab File: BG043673.D
 Acq: 18 Nov 2019 14:59

Tgt Ion	Resp	Lower	Upper
149	100		
91	66.9	51.2	76.8
206	27.9	22.5	33.7

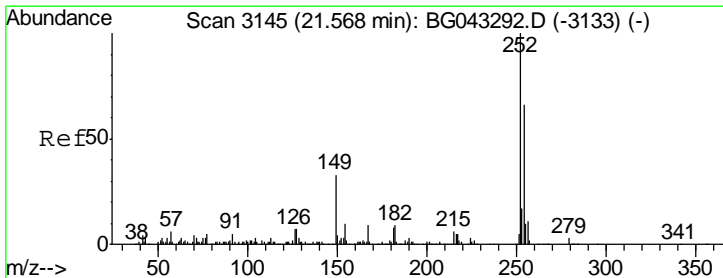
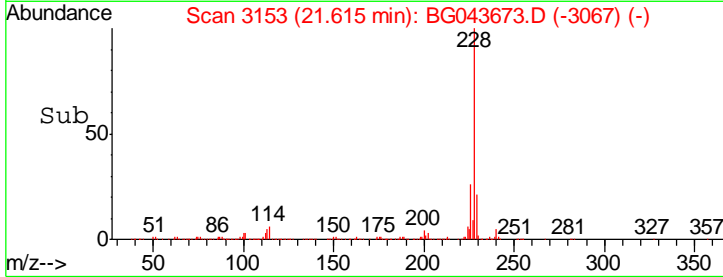
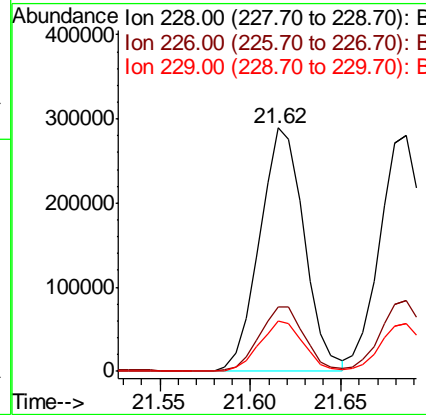
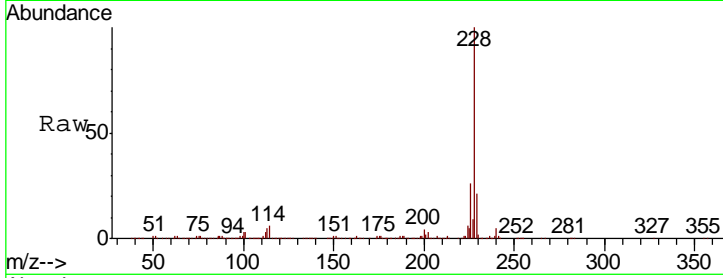




#81
 Benzo(a)anthracene
 Concen: 40.852 ng
 RT: 21.62 min Scan# 3153
 Delta R.T. -0.02 min
 Lab File: BG043673.D
 Acq: 18 Nov 2019 14:59

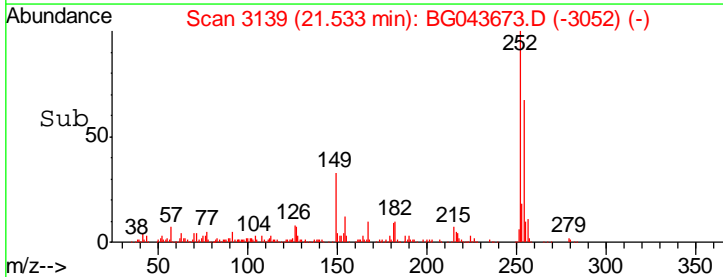
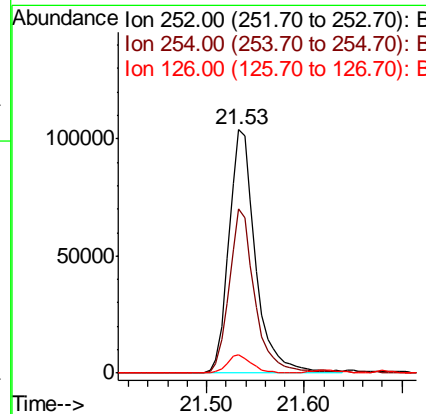
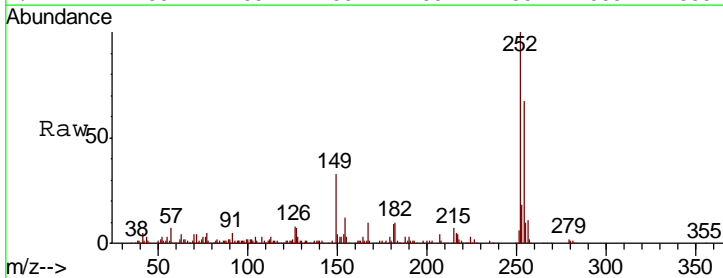
Instrument :
 BNA_G
 ClientSampleId :
 SSTDCCC040

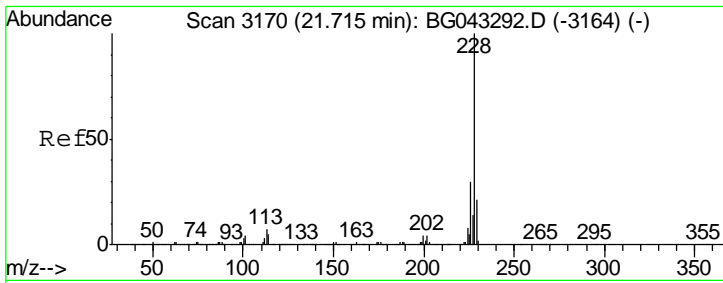
Tgt Ion	Resp	Lower	Upper
228	494595		
226	26.5	22.2	33.2
229	20.9	17.0	25.4



#82
 3,3'-Dichlorobenzidine
 Concen: 42.047 ng
 RT: 21.53 min Scan# 3139
 Delta R.T. -0.02 min
 Lab File: BG043673.D
 Acq: 18 Nov 2019 14:59

Tgt Ion	Resp	Lower	Upper
252	196894		
254	67.4	50.8	76.2
126	7.8	6.1	9.1

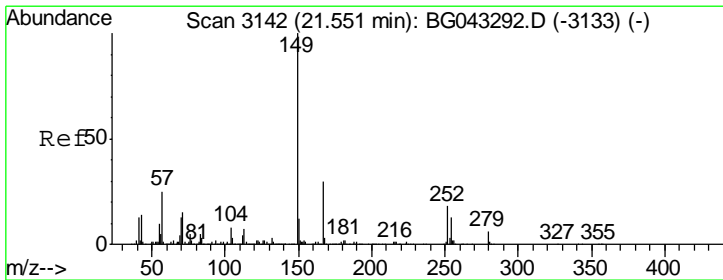
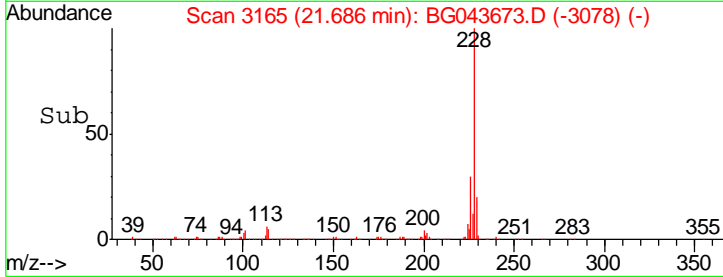
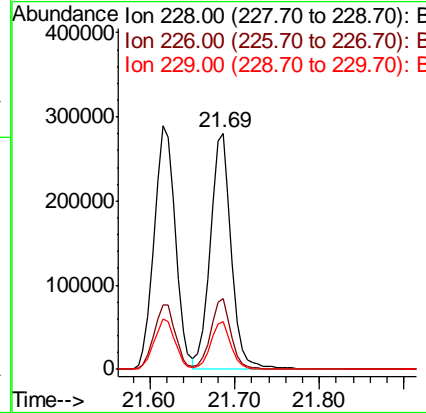
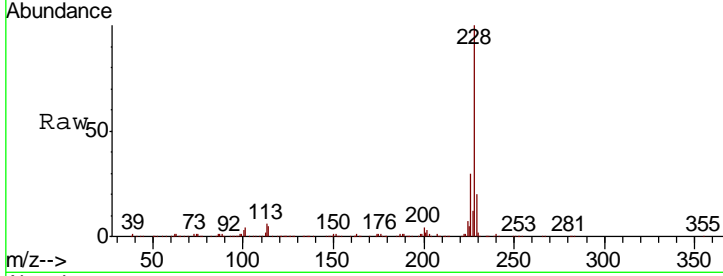




#83
 Chrysene
 Concen: 40.638 ng
 RT: 21.69 min Scan# 3165
 Delta R.T. -0.02 min
 Lab File: BG043673.D
 Acq: 18 Nov 2019 14:59

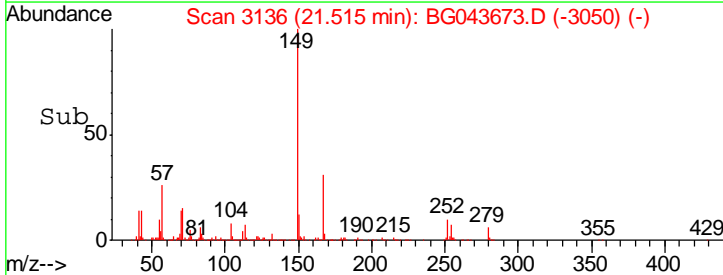
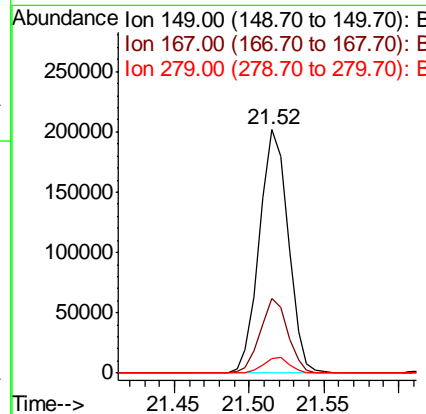
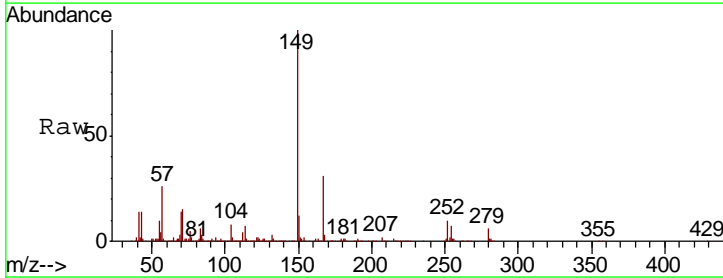
Instrument :
 BNA_G
 ClientSampleId :
 SSTDCCC040

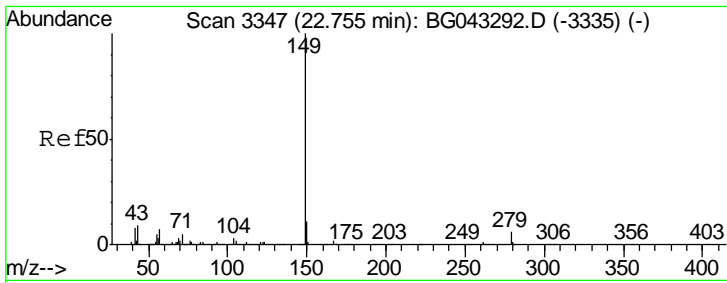
Tgt Ion	Resp	Lower	Upper
228	488839		
226	30.1	25.1	37.7
229	20.5	17.0	25.4



#84
 Bis(2-ethylhexyl)phthalate
 Concen: 41.719 ng
 RT: 21.52 min Scan# 3136
 Delta R.T. -0.02 min
 Lab File: BG043673.D
 Acq: 18 Nov 2019 14:59

Tgt Ion	Resp	Lower	Upper
149	268615		
167	30.7	24.0	36.0
279	6.1	5.4	8.2

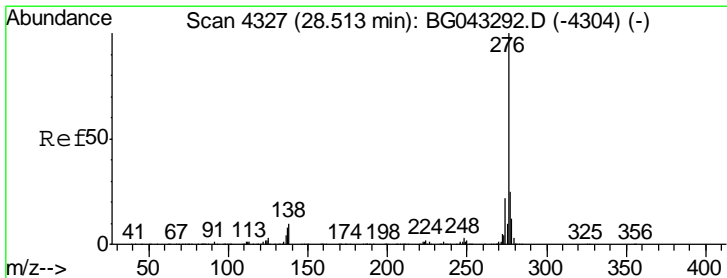
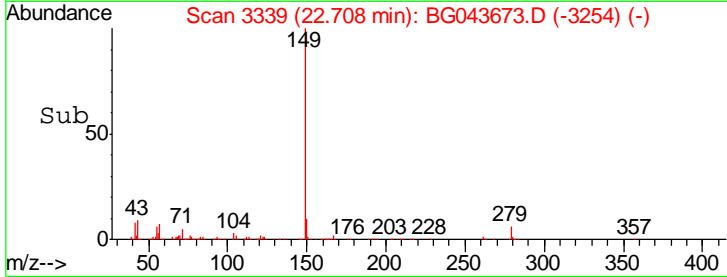
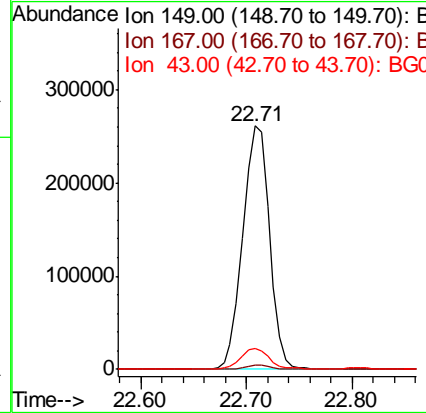
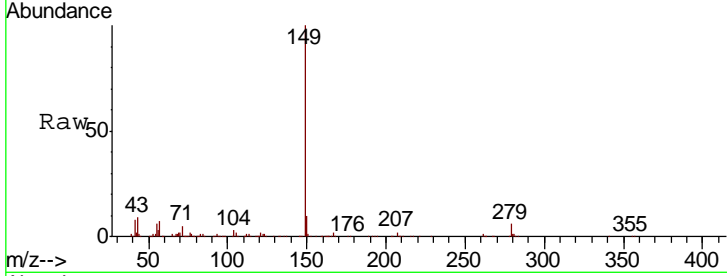




#85
 Di-n-octyl phthalate
 Concen: 41.774 ng
 RT: 22.71 min Scan# 3339
 Delta R.T. -0.03 min
 Lab File: BG043673.D
 Acq: 18 Nov 2019 14:59

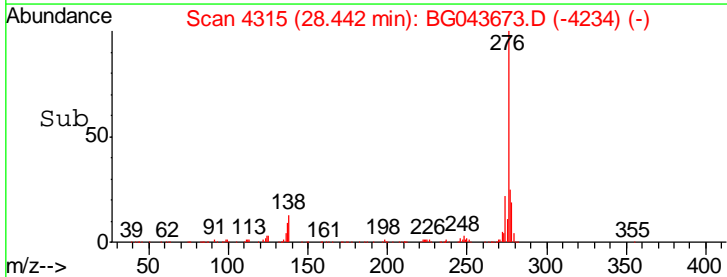
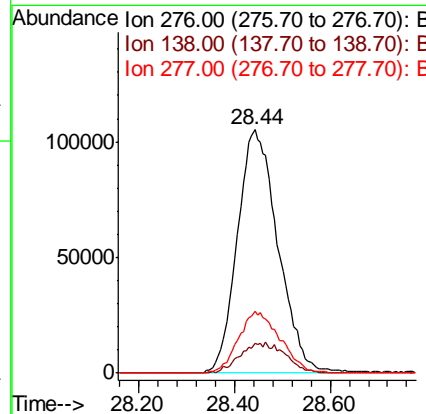
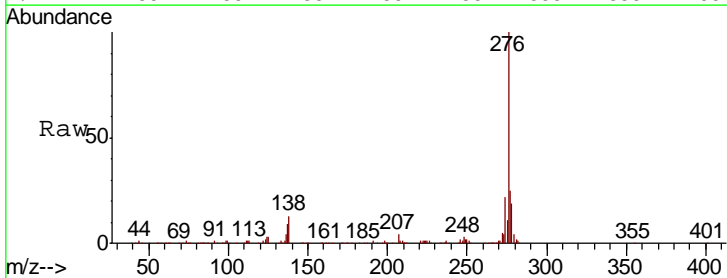
Instrument :
 BNA_G
 ClientSampleId :
 SSTDCCC040

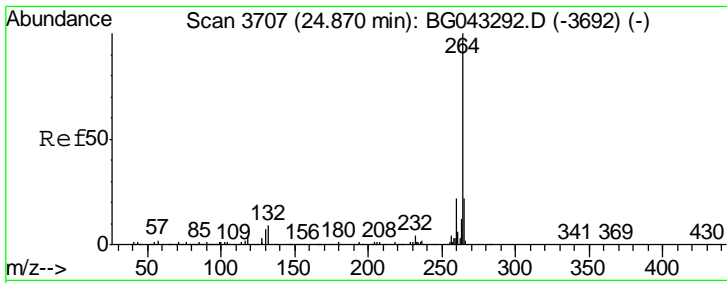
Tgt Ion	Resp	Lower	Upper
149	100		
167	1.7	1.4	2.2
43	9.2	7.0	10.6



#86
 Indeno(1,2,3-cd)pyrene
 Concen: 40.954 ng
 RT: 28.44 min Scan# 4315
 Delta R.T. -0.05 min
 Lab File: BG043673.D
 Acq: 18 Nov 2019 14:59

Tgt Ion	Resp	Lower	Upper
276	100		
138	0.0	6.8	10.2#
277	25.9	20.9	31.3

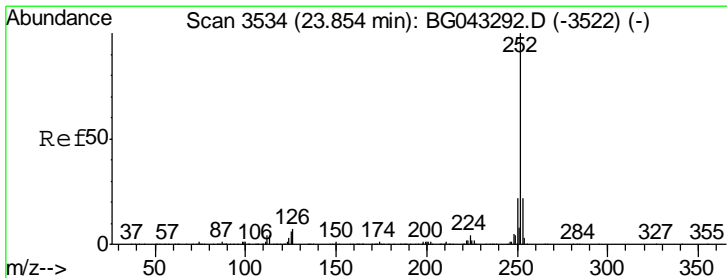
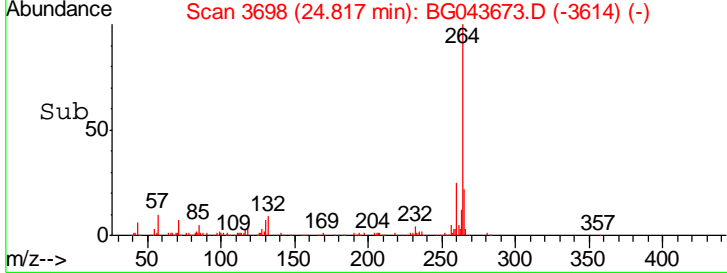
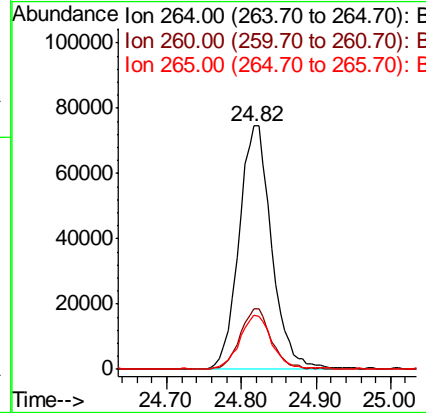
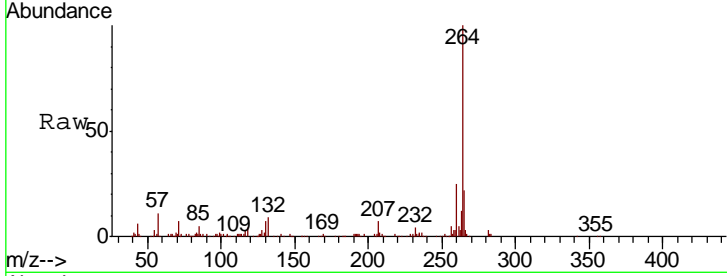




#87
 Perylene-d12
 Concen: 20.000 ng
 RT: 24.82 min Scan# 3698
 Delta R.T. -0.04 min
 Lab File: BG043673.D
 Acq: 18 Nov 2019 14:59

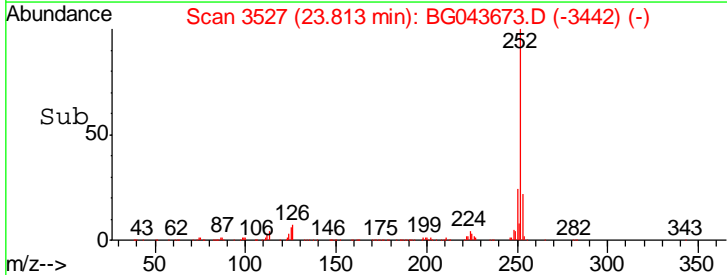
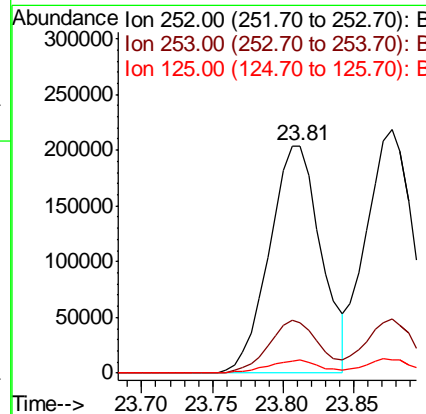
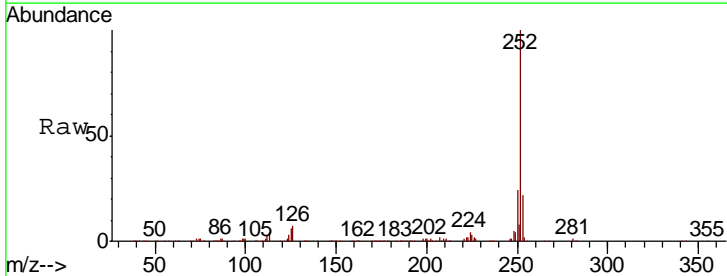
Instrument :
 BNA_G
 ClientSampleId :
 SSTDCCC040

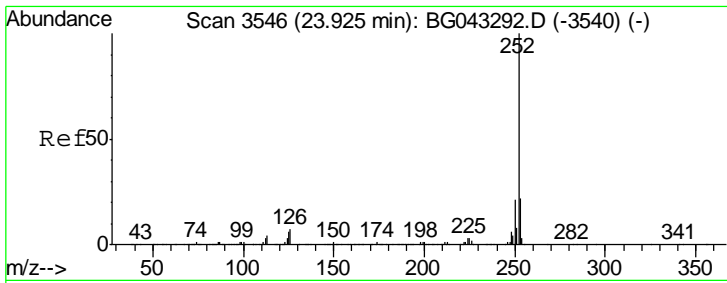
Tgt Ion	Resp	Lower	Upper
264	100		
260	24.9	17.5	26.3
265	22.3	17.4	26.0



#88
 Benzo(b)fluoranthene
 Concen: 40.715 ng
 RT: 23.81 min Scan# 3527
 Delta R.T. -0.03 min
 Lab File: BG043673.D
 Acq: 18 Nov 2019 14:59

Tgt Ion	Resp	Lower	Upper
252	100		
253	22.2	17.7	26.5
125	5.8	4.5	6.7


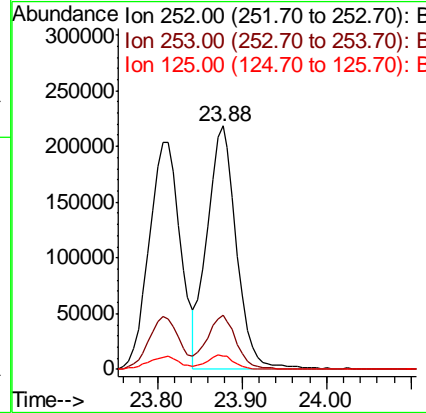
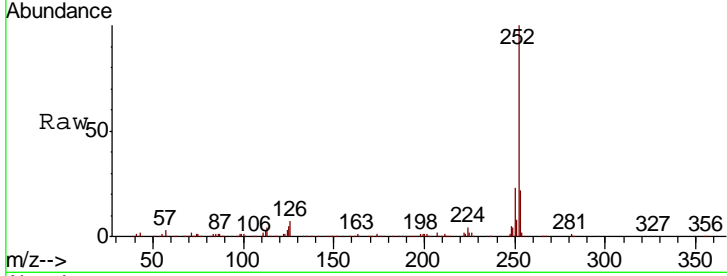




#89
 Benzo(k)fluoranthene
 Concen: 40.755 ng
 RT: 23.88 min Scan# 3538
 Delta R.T. -0.03 min
 Lab File: BG043673.D
 Acq: 18 Nov 2019 14:59

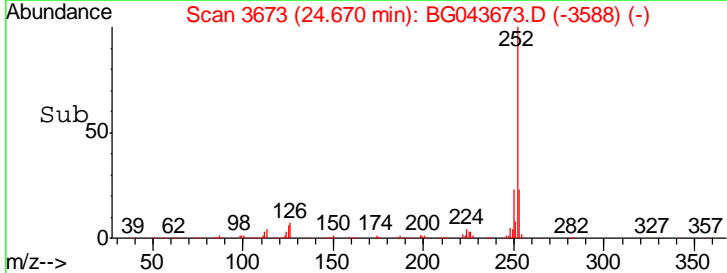
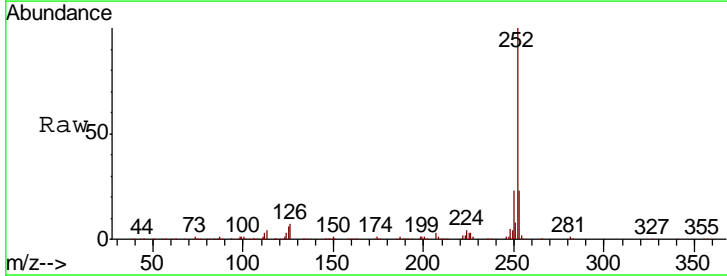
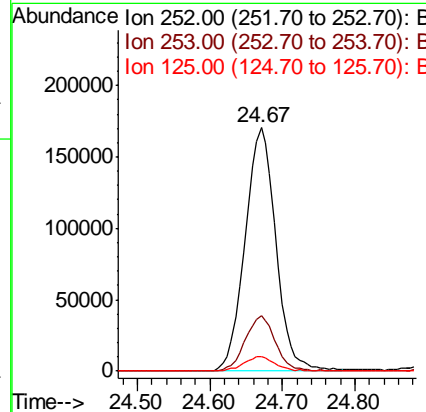
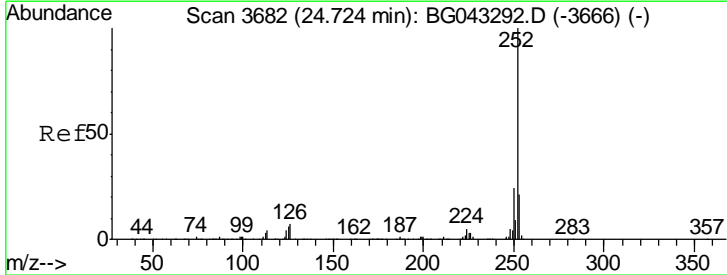
Instrument :
 BNA_G
 ClientSampleId :
 SSTDCCC040

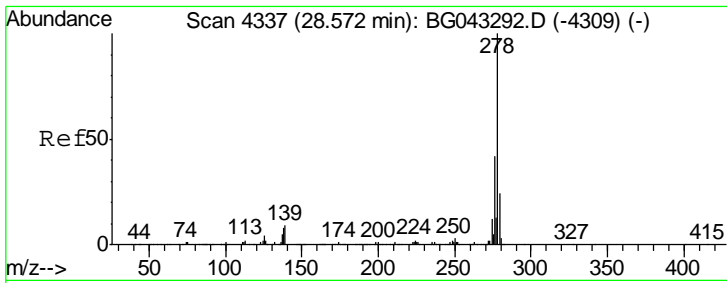
Tgt Ion	Resp	Lower	Upper
252	526267		
253	22.2	17.3	25.9
125	5.5	4.6	6.8



#90
 Benzo(a)pyrene
 Concen: 41.042 ng
 RT: 24.67 min Scan# 3673
 Delta R.T. -0.03 min
 Lab File: BG043673.D
 Acq: 18 Nov 2019 14:59

Tgt Ion	Resp	Lower	Upper
252	502709		
253	22.7	17.8	26.8
125	6.1	5.4	8.2

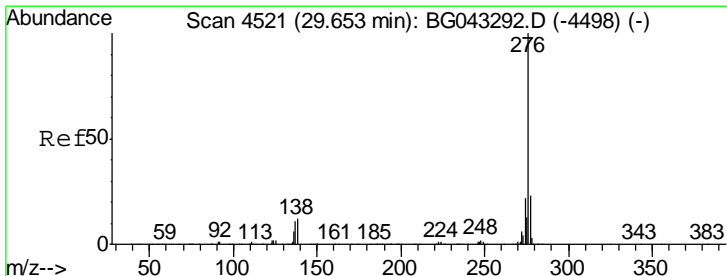
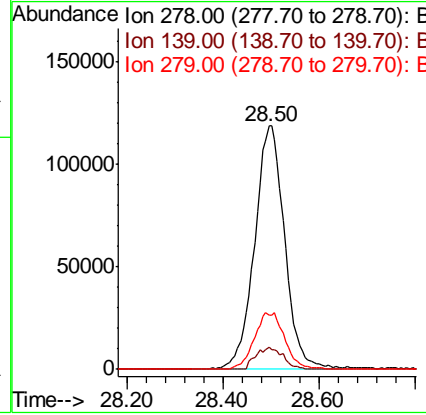
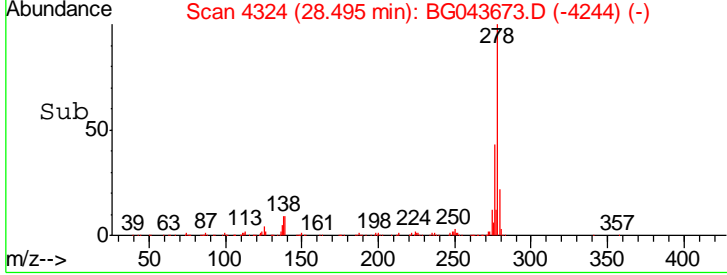
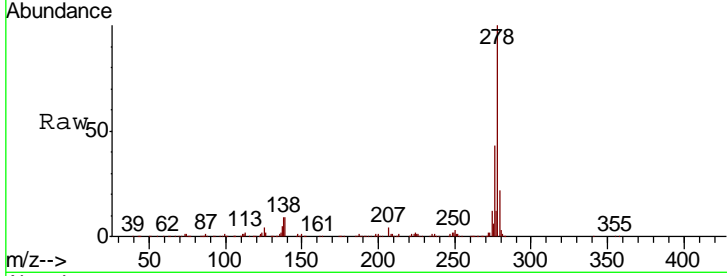




#91
 Dibenzo(a,h)anthracene
 Concen: 41.284 ng
 RT: 28.50 min Scan# 4324
 Delta R.T. -0.06 min
 Lab File: BG043673.D
 Acq: 18 Nov 2019 14:59

Instrument :
 BNA_G
 ClientSampleId :
 SSTDCCC040

Tgt Ion	Resp	Lower	Upper
278	517225		
139	9.2	7.4	11.0
279	22.4	19.1	28.7



#92
 Benzo(g,h,i)perylene
 Concen: 40.668 ng
 RT: 29.58 min Scan# 4508
 Delta R.T. -0.05 min
 Lab File: BG043673.D
 Acq: 18 Nov 2019 14:59

Tgt Ion	Resp	Lower	Upper
276	502584		
277	23.3	18.9	28.3
138	11.4	8.9	13.3

