LSC Area Percent Report

Data Path : Z:\SVOASRV\HPCHEM1\BNA G\DATA\BG111919\
Data File : BG043706.D
Acq On : 19 Nov 2019 20:13
Operator : JU
Sample : K5864-04
Misc :
ALS Vial : 16 Sample Multiplier: 1

Instrument :
BNA_G
ClientSampleId :
SB-02-COMP

Integration Parameters: rteint.p
Integrator: RTE
Smoothing : ON Filtering: 5
Sampling : 1 Min Area: 3 % of largest Peak
Start Thrs: 0.2 Max Peaks: 100
Stop Thrs : 0 Peak Location: TOP

If leading or trailing edge < 100 prefer < Baseline drop else tangent >
Peak separation: 5

Method : Z:\SVOASRV\HPCHEM1\BNA_G\METHODS\8270-BG102119.M
Title : ASP BNA STANDARDS FOR 5 POINT CALIBRATION

Signal : TIC

peak #	R.T. min	first scan	max scan	last scan	PK TY	peak height	corr. area	corr. % max.	% of total
1	3.152	6	11	22	rVB	54897	86229	4.57%	0.953%
2	5.091	334	341	349	rBV	66979	107082	5.67%	1.183%
3	5.579	416	424	438	rBV	298644	535936	28.39%	5.921%
4	7.183	689	697	715	rBV2	307233	633134	33.53%	6.995%
5	7.535	750	757	770	rBV	329638	604592	32.02%	6.680%
6	7.988	828	834	842	rBV2	86022	153264	8.12%	1.693%
7	8.311	881	889	903	rBV	245805	449297	23.80%	4.964%
8	9.151	1025	1032	1054	rBV	153918	357118	18.92%	3.946%
9	10.796	1305	1312	1322	rBV2	87456	194509	10.30%	2.149%
10	13.240	1719	1728	1744	rBV	473418	885786	46.92%	9.786%
11	14.081	1864	1871	1883	rBV2	25677	63117	3.34%	0.697%
12	14.621	1956	1963	1979	rBV2	189636	334202	17.70%	3.692%
13	16.113	2210	2217	2237	rBV	423585	807137	42.75%	8.917%
14	17.371	2424	2431	2441	rBV	233395	442884	23.46%	4.893%
15	18.264	2577	2583	2591	rBV6	11358	24868	1.32%	0.275%
16	18.669	2648	2652	2659	rVB2	17349	23293	1.23%	0.257%
17	19.979	2869	2875	2892	rBV	1317403	1888012	100.00%	20.859%
18	21.630	3150	3156	3172	rVB	304207	597719	31.66%	6.604%
19	22.406	3282	3288	3294	rBV5	14751	24361	1.29%	0.269%
20	23.082	3399	3403	3411	rVB5	19177	35357	1.87%	0.391%
21	23.276	3429	3436	3443	rVB	29514	51012	2.70%	0.564%
22	23.875	3531	3538	3543	rBV2	19316	38244	2.03%	0.423%
23	24.809	3685	3697	3712	rBV2	211915	679097	35.97%	7.503%
24	25.902	3876	3883	3890	rBV5	12861	35012	1.85%	0.387%

Sum of corrected areas: 9051262

LSC Report - Integrated Chromatogram

Data Path : Z:\SVOASRV\HPCHEM1\BNA G\DATA\BG111919\
Data File : BG043706.D
Acq On : 19 Nov 2019 20:13
Operator : JU
Sample : K5864-04
Misc :
ALS Vial : 16 Sample Multiplier: 1

Instrument :
BNA_G
ClientSampleId :
SB-02-COMP

Quant Method : Z:\SVOASRV\HPCHEM1\BNA_G\METHODS\8270-BG102119.M
Quant Title : ASP BNA STANDARDS FOR 5 POINT CALIBRATION

TIC Library : C:\Database\NIST11.L
TIC Integration Parameters: LSCINT.P

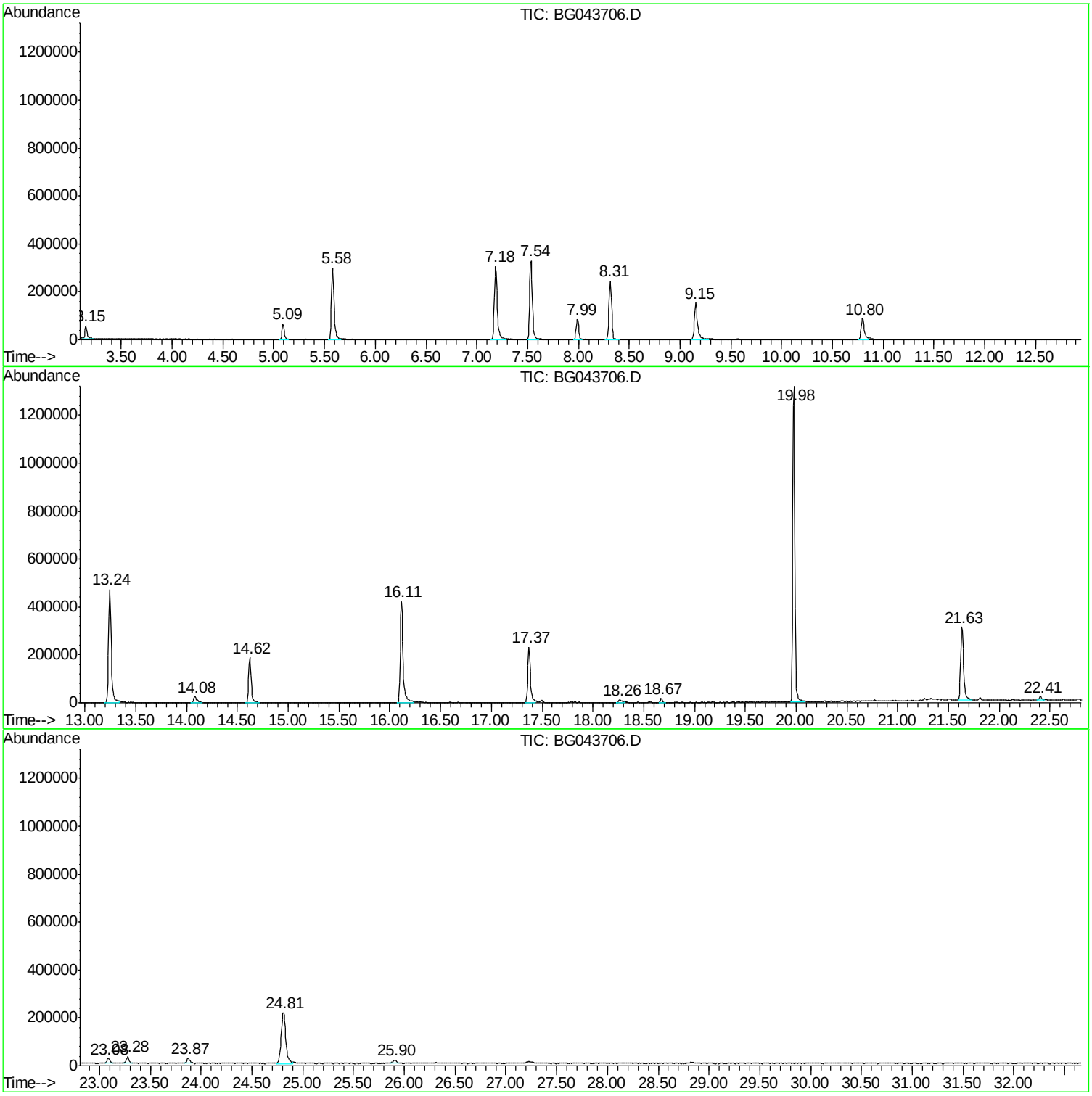

Library Search Compound Report

Data Path : Z:\SVOASRV\HPCHEM1\BNA G\DATA\BG111919\
Data File : BG043706.D
Acq On : 19 Nov 2019 20:13
Operator : JU
Sample : K5864-04
Misc :
ALS Vial : 16 Sample Multiplier: 1

Instrument :
BNA_G
ClientSampleId :
SB-02-COMP

Quant Method : Z:\SVOASRV\HPCHEM1\BNA_G\METHODS\8270-BG102119.M
Quant Title : ASP BNA STANDARDS FOR 5 POINT CALIBRATION

TIC Library : C:\Database\NIST11.L
TIC Integration Parameters: LSCINT.P

****

Peak Number 1 Butane, 2-methoxy-2-methyl- Concentration Rank 4

R.T.	EstConc	Area	Relative to ISTD	R.T.
3.15	11.25 ng	86229	1,4-Dichlorobenzene-d4	7.99

Hit# of 5	Tentative ID	MW	MolForm	CAS#	Qual
1	Butane, 2-methoxy-2-methyl-	102	C6H14O	000994-05-8	56
2	2,2,4-Trimethyl-3-pentanol	130	C8H18O	005162-48-1	39
3	1-(2-Methoxyethoxy)-2-methyl-2-p...	162	C8H18O3	1000364-24-4	12
4	Boronic acid, ethyl-, dimethyl e...	102	C4H11BO2	007318-82-3	12
5	2-Methyl-5-hexen-3-ol	114	C7H14O	032815-70-6	12

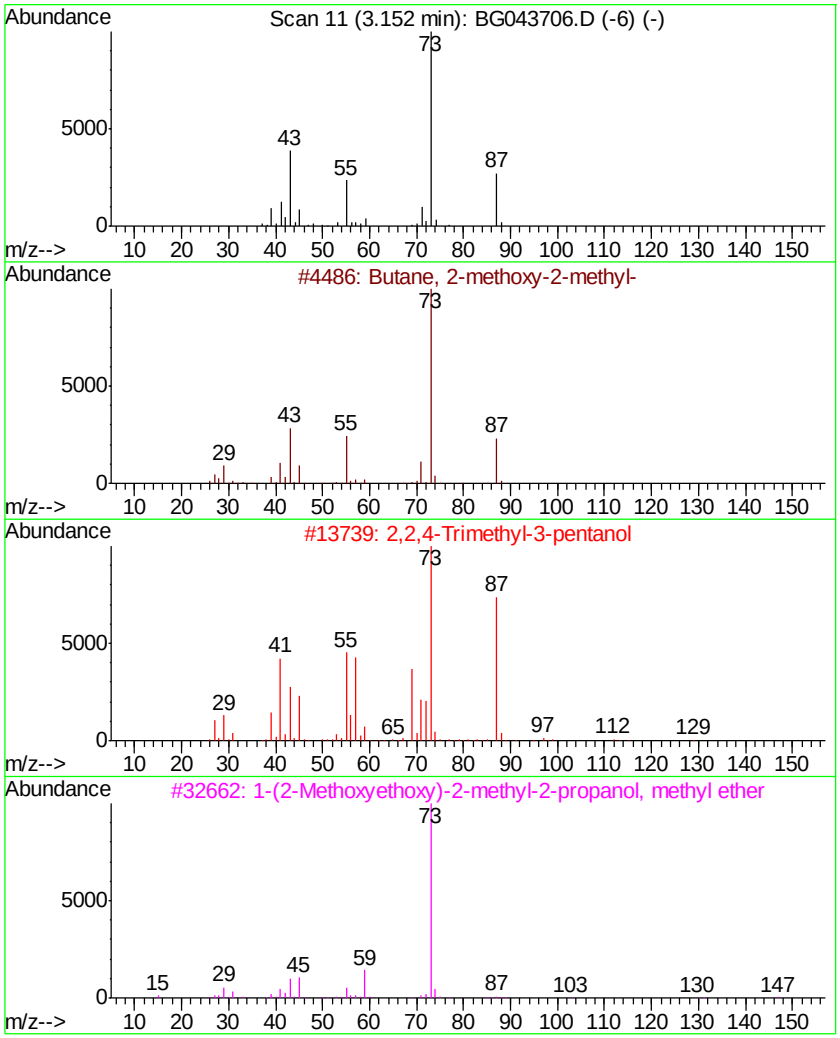

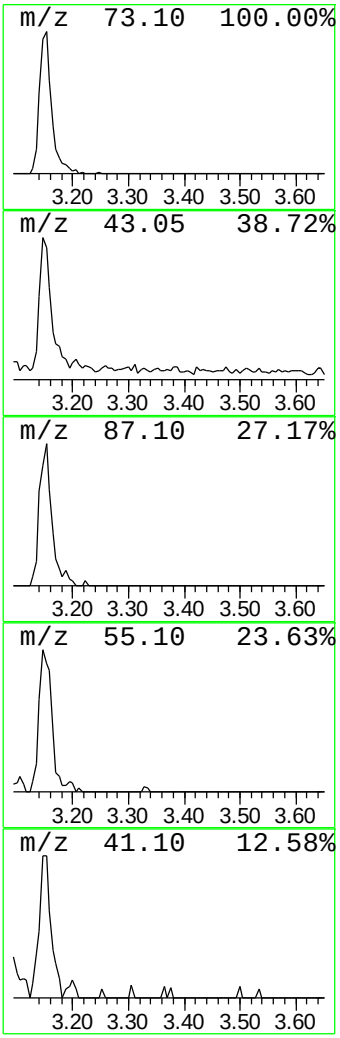

Library Search Compound Report

Data Path : Z:\SVOASRV\HPCHEM1\BNA G\DATA\BG111919\
Data File : BG043706.D
Acq On : 19 Nov 2019 20:13
Operator : JU
Sample : K5864-04
Misc :
ALS Vial : 16 Sample Multiplier: 1

Instrument :
BNA_G
ClientSampleId :
SB-02-COMP

Quant Method : Z:\SVOASRV\HPCHEM1\BNA_G\METHODS\8270-BG102119.M
Quant Title : ASP BNA STANDARDS FOR 5 POINT CALIBRATION

TIC Library : C:\Database\NIST11.L
TIC Integration Parameters: LSCINT.P

****
Peak Number 2 2-Pentanone, 4-hydroxy-4-me... Concentration Rank 3

R.T.	EstConc	Area	Relative to ISTD	R.T.
5.09	13.97 ng	107082	1,4-Dichlorobenzene-d4	7.99

Hit# of 5	Tentative ID	MW	MolForm	CAS#	Qual
1	2-Pentanone, 4-hydroxy-4-methyl-	116	C6H12O2	000123-42-2	53
2	(+-)-4-Amino-4,5-dihydro-2(3H)-f...	101	C4H7NO2	016504-58-8	37
3	Acetone	58	C3H6O	000067-64-1	14
4	5-Hexen-2-one	98	C6H10O	000109-49-9	9
5	2,3-Butanedione, monooxime	101	C4H7NO2	000057-71-6	9

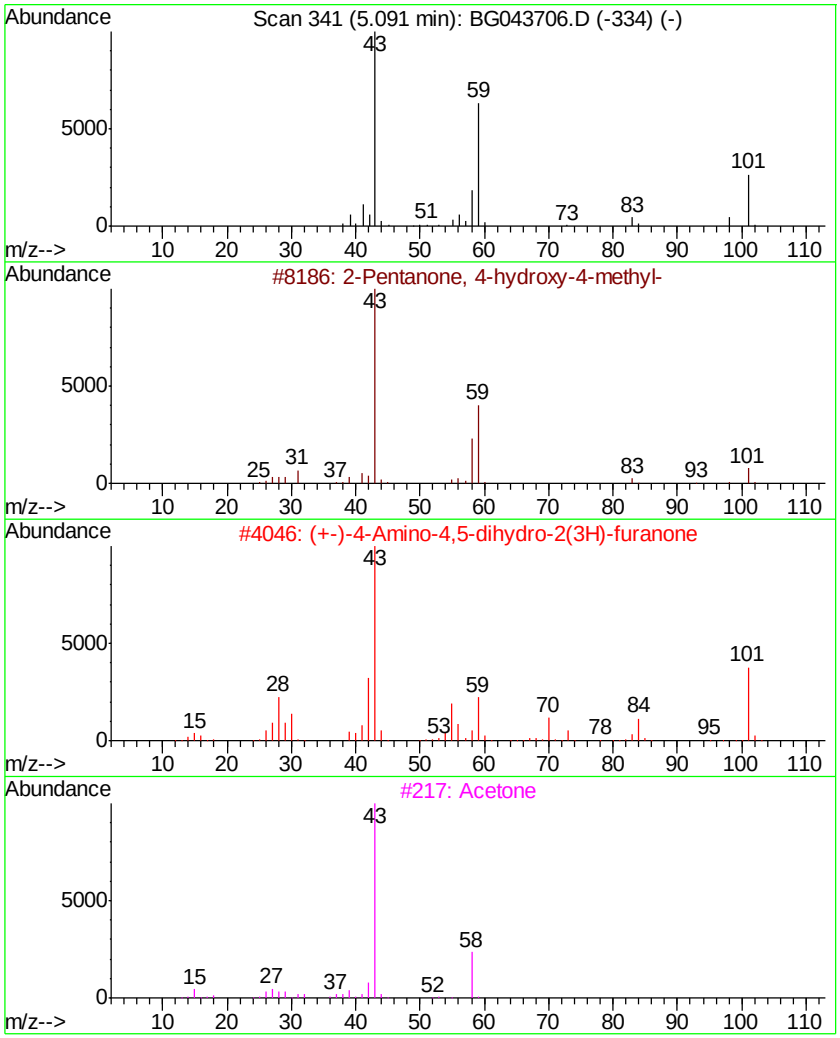

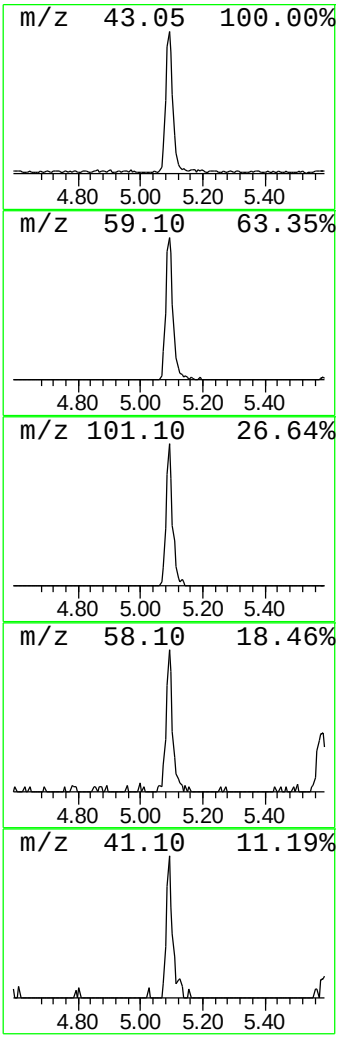

Library Search Compound Report

Data Path : Z:\SVOASRV\HPCHEM1\BNA G\DATA\BG111919\
Data File : BG043706.D
Acq On : 19 Nov 2019 20:13
Operator : JU
Sample : K5864-04
Misc :
ALS Vial : 16 Sample Multiplier: 1

Instrument :
BNA_G
ClientSampleId :
SB-02-COMP

Quant Method : Z:\SVOASRV\HPCHEM1\BNA_G\METHODS\8270-BG102119.M
Quant Title : ASP BNA STANDARDS FOR 5 POINT CALIBRATION

TIC Library : C:\Database\NIST11.L
TIC Integration Parameters: LSCINT.P

****

Peak Number 3 unknown7.54 Concentration Rank 1

R.T.	EstConc	Area	Relative to ISTD	R.T.
7.54	78.90 ng	604592	1,4-Dichlorobenzene-d4	7.99

Hit# of 5	Tentative ID	MW	MolForm	CAS#	Qual
1	4-Chloro-6-fluoro-pyrimidine	132	C4H2ClFN2	051422-01-6	27
2	3-Chloro-6-fluoro-pyrazine	132	C4H2ClFN2	1000146-10-7	27
3	5-Fluoro-2-chloropyrimidine	132	C4H2ClFN2	062802-42-0	27
4	1H-Benzimidazole, 2-methyl-	132	C8H8N2	000615-15-6	22
5	Imidazole, 4,5-dicyano-1-methyl-	132	C6H4N4	019485-35-9	22

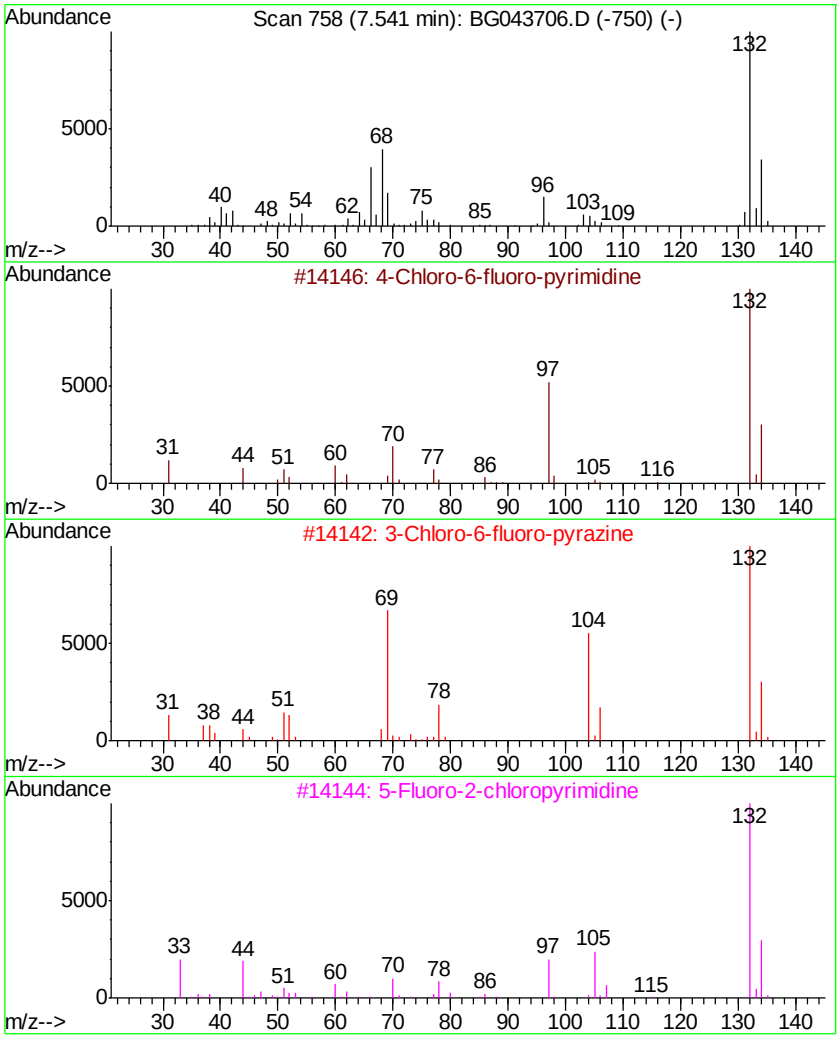

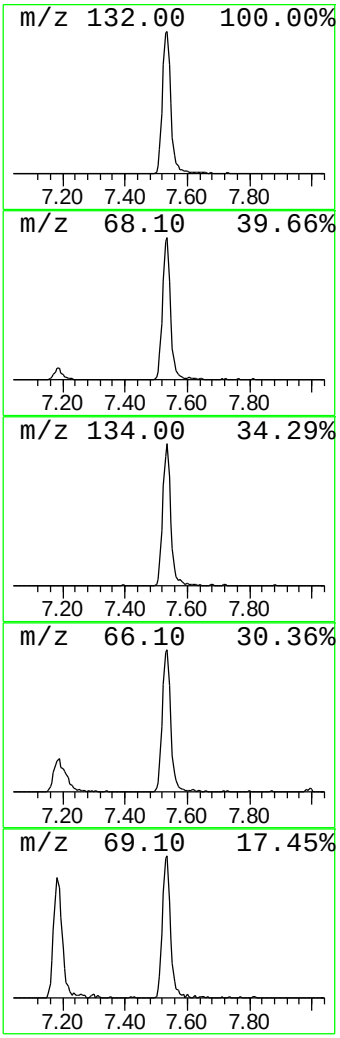

Tentatively Identified Compound (LSC) summary

Data Path : Z:\SVOASRV\HPCHEM1\BNA_G\DATA\BG111919\
Data File : BG043706.D
Acq On : 19 Nov 2019 20:13
Operator : JU
Sample : K5864-04
Misc :
ALS Vial : 16 Sample Multiplier: 1

Instrument :
BNA_G
ClientSampleId :
SB-02-COMP

Quant Method : Z:\SVOASRV\HPCHEM1\BNA_G\METHODS\8270-BG102119.M
Quant Title : ASP BNA STANDARDS FOR 5 POINT CALIBRATION

TIC Library : C:\Database\NIST11.L
TIC Integration Parameters: LSCINT.P

TIC Top Hit name	RT	EstConc	Units	Response	Internal Standard #	RT	Resp	Conc
Butane, 2-methoxy...	3.15	11.3	ng	86229	1	7.99	153264	20.0
2-Pentanone, 4-hy...	5.09	14.0	ng	107082	1	7.99	153264	20.0
unknown7.54	7.54	78.9	ng	604592	1	7.99	153264	20.0