

Data Path : Z:\SVOASRV\HPCHEM1\BNA_G\DATA\BG121718\
 Data File : BG038683.D
 Acq On : 18 Dec 2018 4:55
 Operator : JU/SJ
 Sample : J6403-16
 Misc :
 ALS Vial : 29 Sample Multiplier: 1

Instrument :
 BNA_G
 ClientSampleId :
 TP-2-B

Quant Time: Dec 18 07:31:43 2018
 Quant Method : Z:\SVOASRV\HPCHEM1\BNA_G\METHODS\8270-BG121218.M
 Quant Title : ASP BNA STANDARDS FOR 5 POINT CALIBRATION
 QLast Update : Wed Dec 12 15:26:27 2018
 Response via : Initial Calibration

Internal Standards	R.T.	QIon	Response	Conc	Units	Dev(Min)
1) 1,4-Dichlorobenzene-d4	8.06	152	20861	20.00	ng	0.00
21) Naphthalene-d8	10.87	136	81137	20.00	ng	0.00
39) Acenaphthene-d10	14.69	164	55722	20.00	ng	0.00
64) Phenanthrene-d10	17.44	188	145670	20.00	ng	0.00
76) Chrysene-d12	21.72	240	144286	20.00	ng	0.00
87) Perylene-d12	25.02	264	156993	20.00	ng	0.00

System Monitoring Compounds	R.T.	QIon	Response	Conc	Units	Dev(Min)
5) 2-Fluorophenol	5.61	112	168716	143.45	ng	0.00
7) Phenol-d6	7.21	99	199719	123.69	ng	0.00
23) Nitrobenzene-d5	9.23	82	163776	103.12	ng	0.00
42) 2,4,6-Tribromophenol	16.19	330	118388	154.16	ng	0.00
45) 2-Fluorobiphenyl	13.32	172	395734	97.43	ng	0.00
79) Terphenyl-d14	20.05	244	741045	111.78	ng	0.00

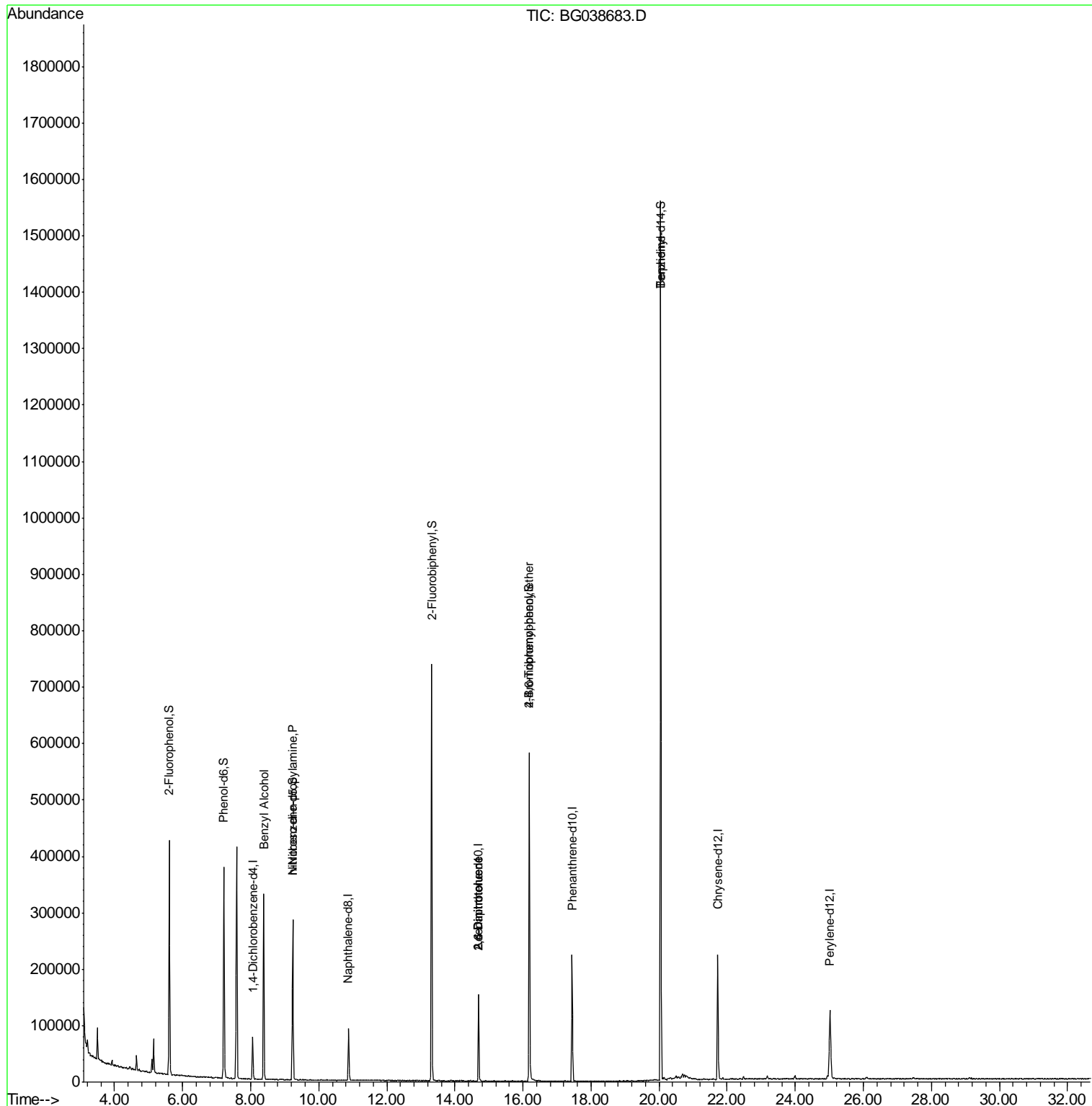
Target Compounds	R.T.	QIon	Response	Conc	Units	Qvalue
15) Benzyl Alcohol	8.38	79	2720	2.158	ng	# 40
19) n-Nitroso-di-n-propylamine	9.23	70	22367	19.723	ng	# 70
51) 2,6-Dinitrotoluene	14.69	165	6928	6.718	ng	# 19
57) 2,4-Dinitrotoluene	14.69	165	6928	4.770	ng	# 21
67) 4-Bromophenyl-phenylether	16.19	248	7775	4.370	ng	# 1
77) Benzidine	20.05	184	14332	3.359	ng	# 90

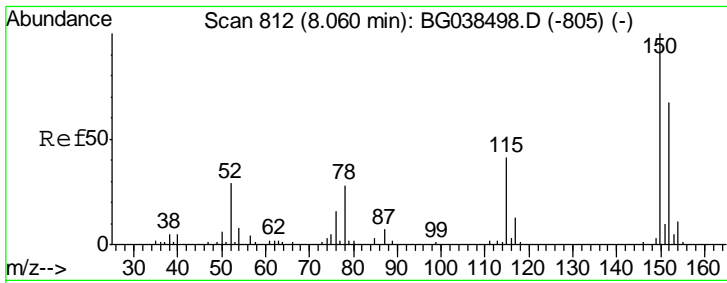
(#) = qualifier out of range (m) = manual integration (+) = signals summed

Data Path : Z:\SVOASRV\HPCHEM1\BNA_G\DATA\BG121718\
 Data File : BG038683.D
 Acq On : 18 Dec 2018 4:55
 Operator : JU/SJ
 Sample : J6403-16
 Misc :
 ALS Vial : 29 Sample Multiplier: 1

Instrument :
 BNA_G
 ClientSampled :
 TP-2-B

Quant Time: Dec 18 07:31:43 2018
 Quant Method : Z:\SVOASRV\HPCHEM1\BNA_G\METHODS\8270-BG121218.M
 Quant Title : ASP BNA STANDARDS FOR 5 POINT CALIBRATION
 QLast Update : Wed Dec 12 15:26:27 2018
 Response via : Initial Calibration

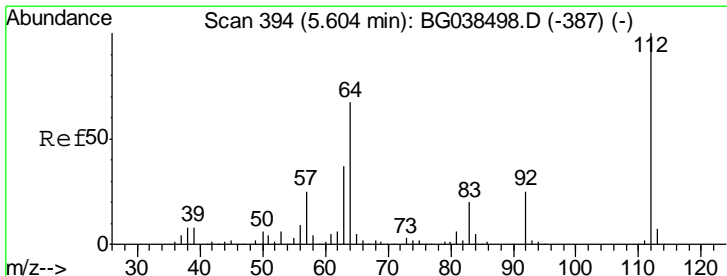
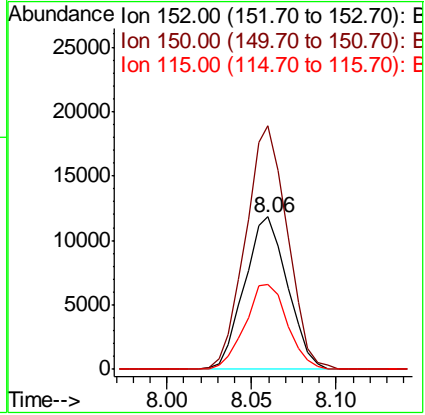
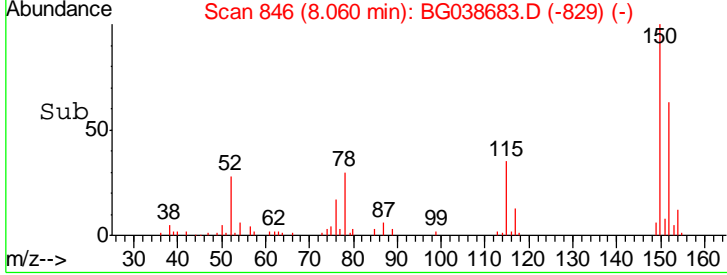
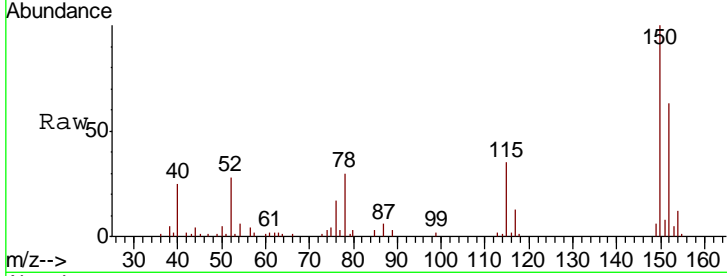




#1
 1,4-Dichlorobenzene-d4
 Concen: 20.000 ng
 RT: 8.06 min Scan# 846
 Delta R.T. 0.00 min
 Lab File: BG038683.D
 Acq: 18 Dec 2018 4:55

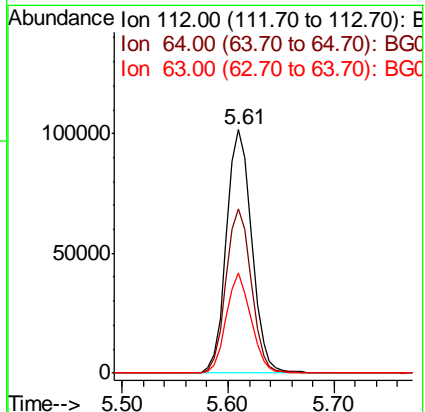
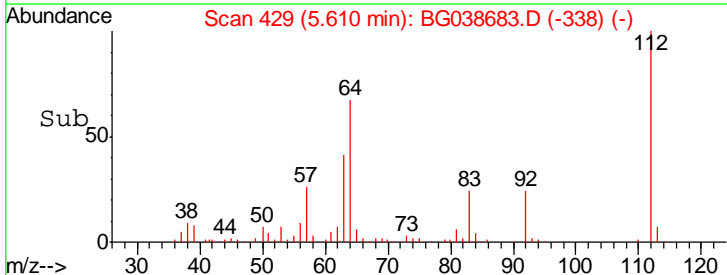
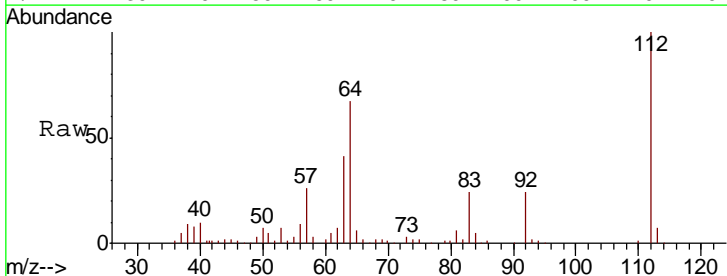
Instrument :
 BNA_G
 ClientSampled :
 TP-2-B

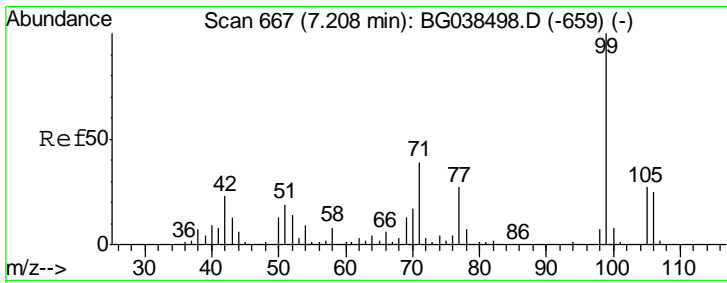
Tgt Ion	Resp	Lower	Upper
152	20861		
150	159.7	119.5	179.3
115	55.6	49.6	74.4



#5
 2-Fluorophenol
 Concen: 143.446 ng
 RT: 5.61 min Scan# 429
 Delta R.T. 0.01 min
 Lab File: BG038683.D
 Acq: 18 Dec 2018 4:55

Tgt Ion	Resp	Lower	Upper
112	168716		
64	67.3	53.4	80.2
63	41.2	29.3	43.9

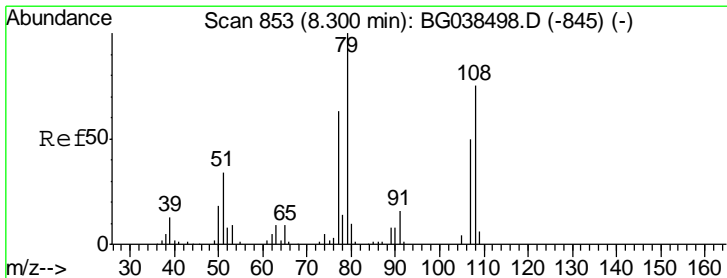
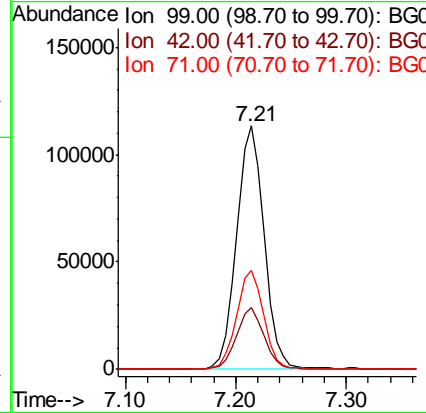
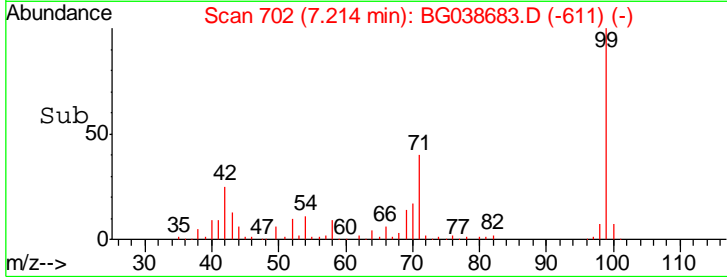
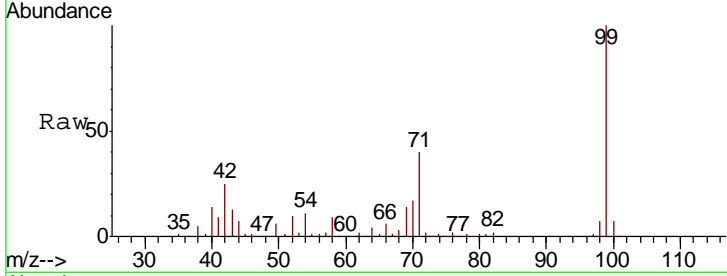




#7
 Phenol-d6
 Concen: 123.692 ng
 RT: 7.21 min Scan# 702
 Delta R.T. 0.01 min
 Lab File: BG038683.D
 Acq: 18 Dec 2018 4:55

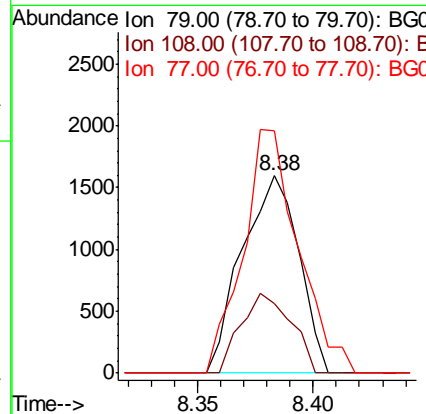
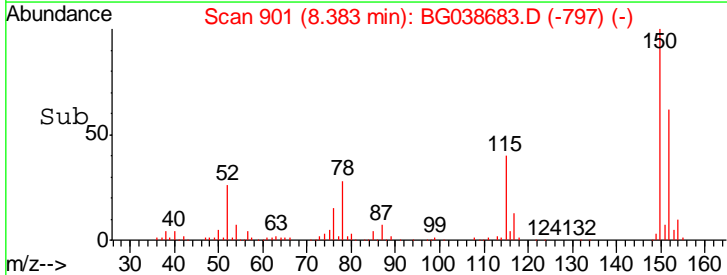
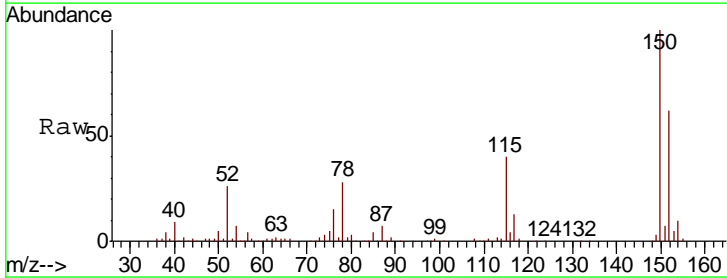
Instrument :
 BNA_G
 ClientSampled :
 TP-2-B

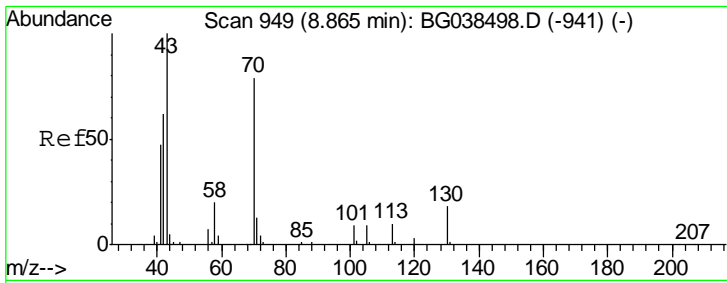
Tgt Ion	Resp	Lower	Upper
99	199719		
42	25.4	18.5	27.7
71	40.5	31.1	46.7



#15
 Benzyl Alcohol
 Concen: 2.158 ng
 RT: 8.38 min Scan# 901
 Delta R.T. 0.08 min
 Lab File: BG038683.D
 Acq: 18 Dec 2018 4:55

Tgt Ion	Resp	Lower	Upper
79	2720		
108	35.2	60.2	90.4#
77	122.7	50.7	76.1#

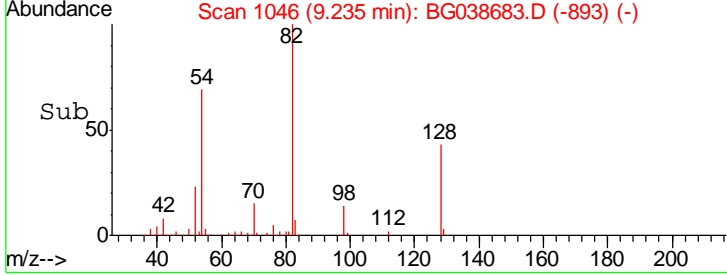
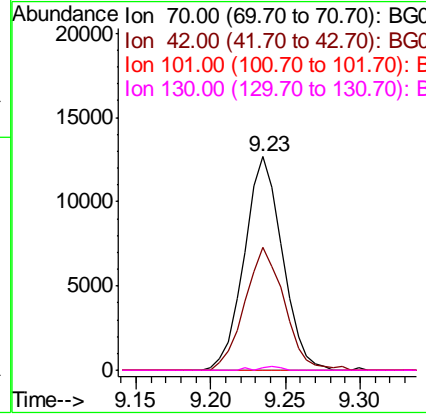
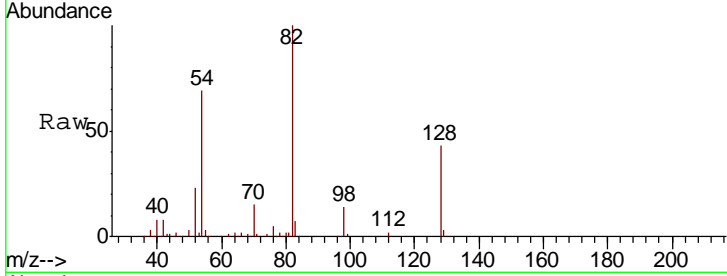




#19
 n-Nitroso-di-n-propylamine
 Concen: 19.723 ng
 RT: 9.23 min Scan# 1046
 Delta R.T. 0.37 min
 Lab File: BG038683.D
 Acq: 18 Dec 2018 4:55

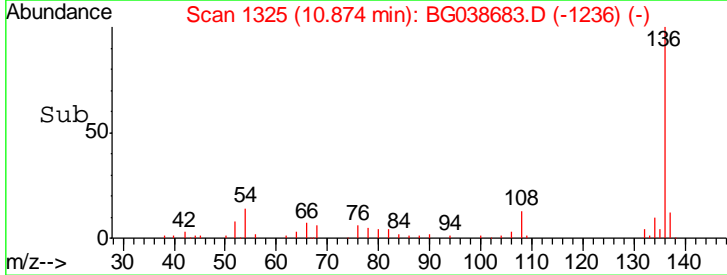
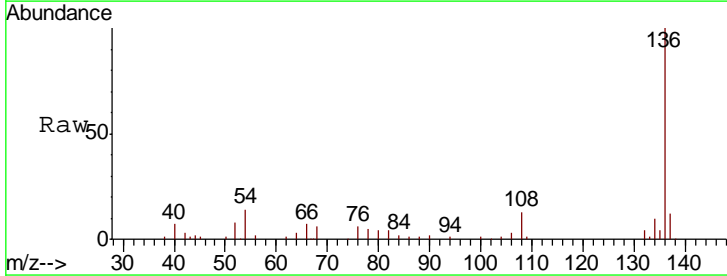
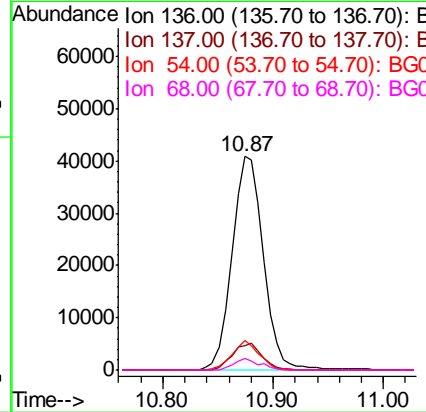
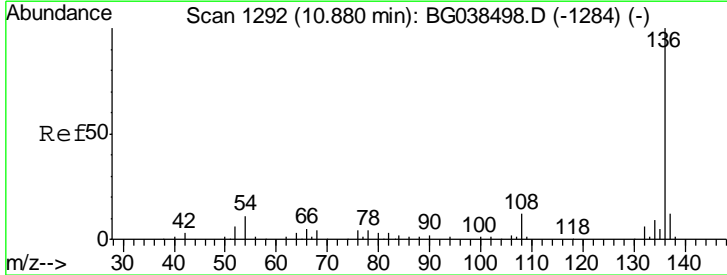
Instrument :
 BNA_G
ClientSampled :
 TP-2-B

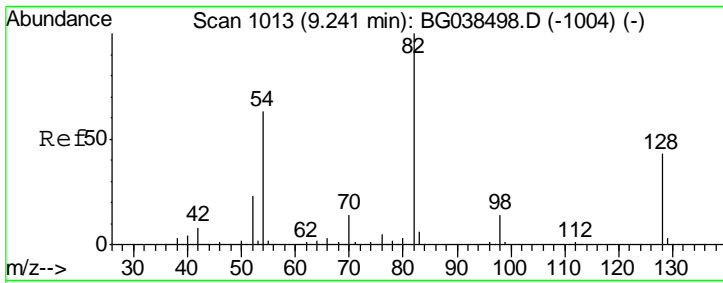
Tgt Ion	Resp	Lower	Upper
70	100		
42	57.5	63.6	95.4#
101	0.0	9.2	13.8#
130	1.4	18.5	27.7#



#21
 Naphthalene-d8
 Concen: 20.000 ng
 RT: 10.87 min Scan# 1325
 Delta R.T. -0.01 min
 Lab File: BG038683.D
 Acq: 18 Dec 2018 4:55

Tgt Ion	Resp	Lower	Upper
136	100		
137	11.7	9.3	13.9
54	13.6	8.5	12.7#
68	5.6	3.5	5.3#



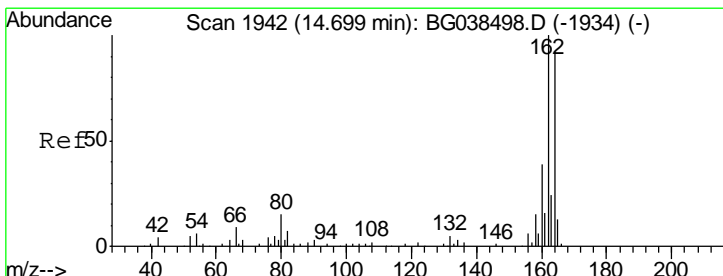
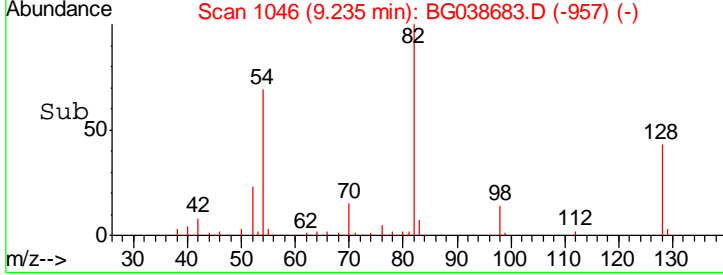
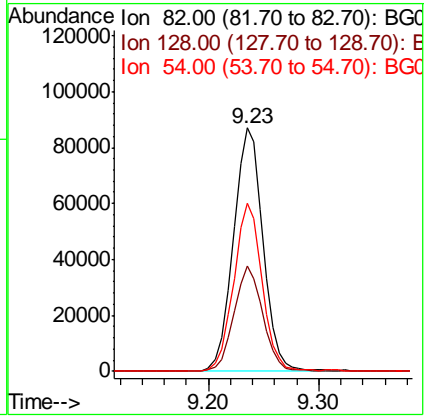
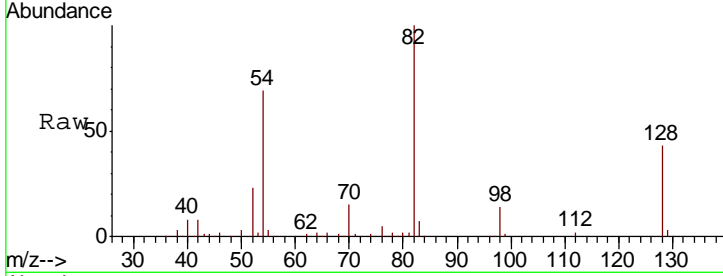


#23
 Nitrobenzene-d5
 Concen: 103.120 ng
 RT: 9.23 min Scan# 1046
 Delta R.T. -0.01 min
 Lab File: BG038683.D
 Acq: 18 Dec 2018 4:55

Instrument :
 BNA_G
 ClientSampled :
 TP-2-B

Tgt Ion: 82 Resp: 163776

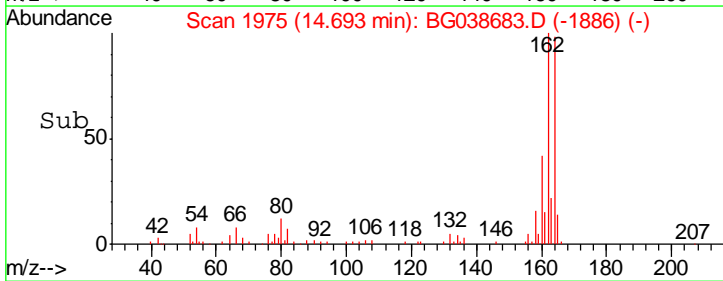
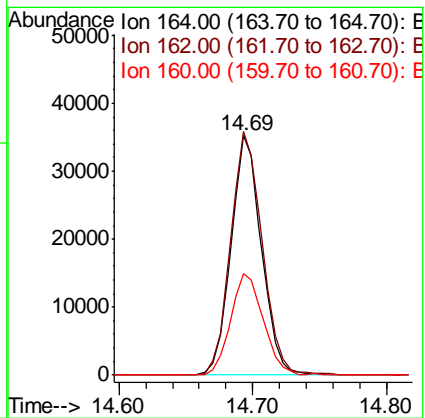
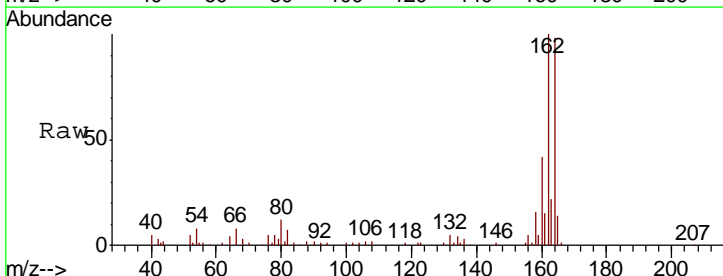
Ion	Ratio	Lower	Upper
82	100		
128	43.1	34.6	52.0
54	68.8	50.6	76.0

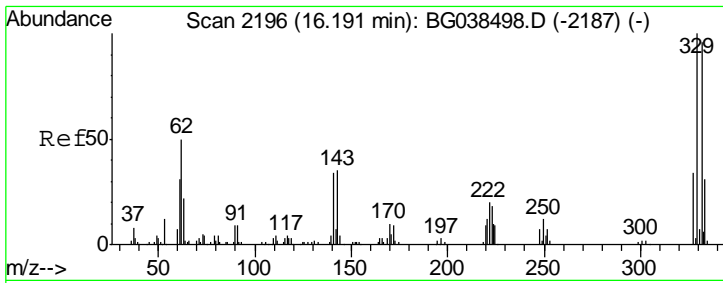


#39
 Acenaphthene-d10
 Concen: 20.000 ng
 RT: 14.69 min Scan# 1975
 Delta R.T. -0.01 min
 Lab File: BG038683.D
 Acq: 18 Dec 2018 4:55

Tgt Ion: 164 Resp: 55722

Ion	Ratio	Lower	Upper
164	100		
162	101.8	86.6	130.0
160	42.5	34.2	51.2

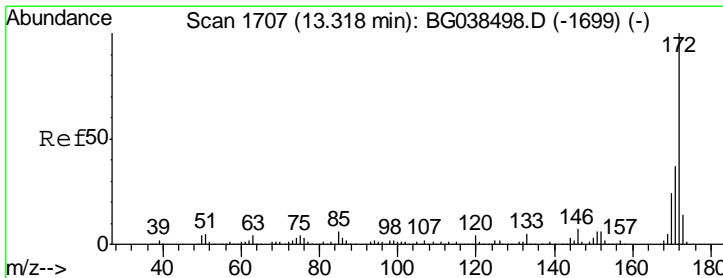
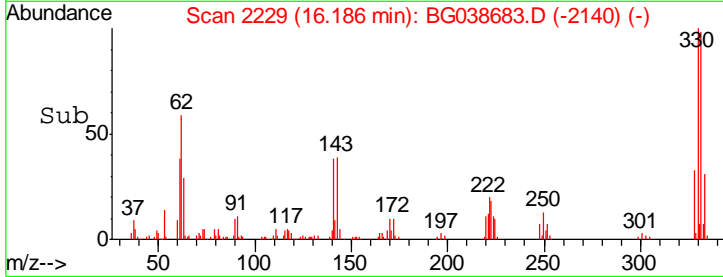
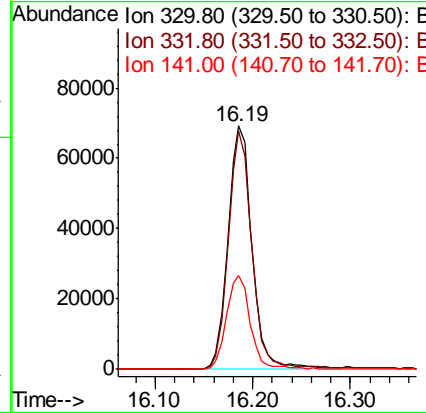
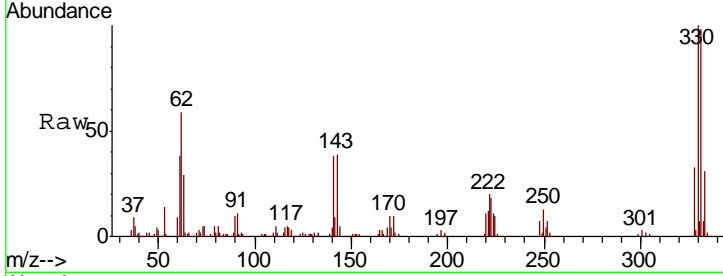




#42
 2,4,6-Tribromophenol
 Concen: 154.161 ng
 RT: 16.19 min Scan# 2229
 Delta R.T. -0.01 min
 Lab File: BG038683.D
 Acq: 18 Dec 2018 4:55

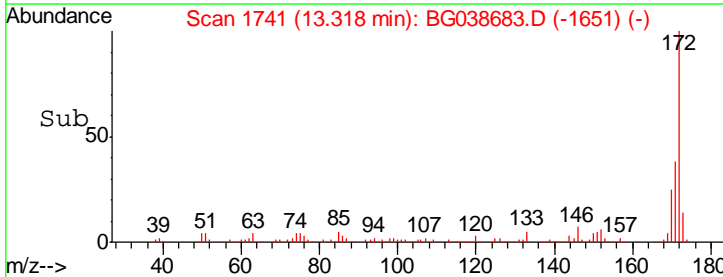
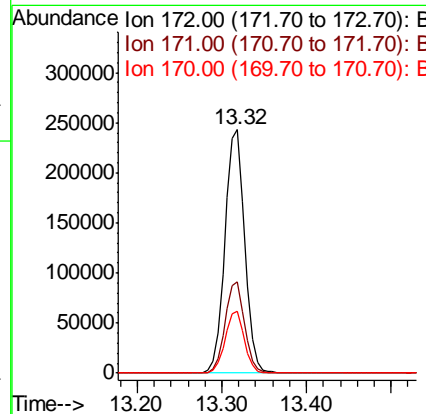
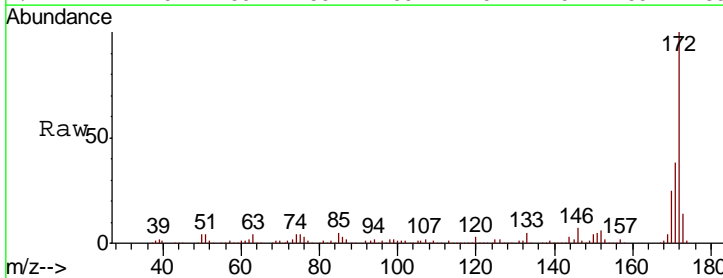
Instrument :
 BNA_G
 ClientSampleID :
 TP-2-B

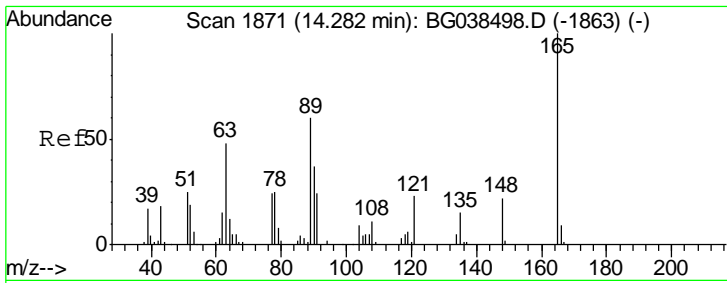
Tgt Ion	Resp	Lower	Upper
330	118388		
330	100		
332	96.9	76.9	115.3
141	37.9	28.8	43.2



#45
 2-Fluorobiphenyl
 Concen: 97.428 ng
 RT: 13.32 min Scan# 1741
 Delta R.T. 0.00 min
 Lab File: BG038683.D
 Acq: 18 Dec 2018 4:55

Tgt Ion	Resp	Lower	Upper
172	395734		
172	100		
171	37.6	29.8	44.6
170	25.4	19.5	29.3

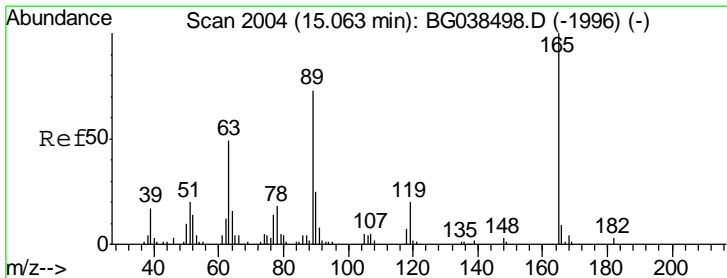
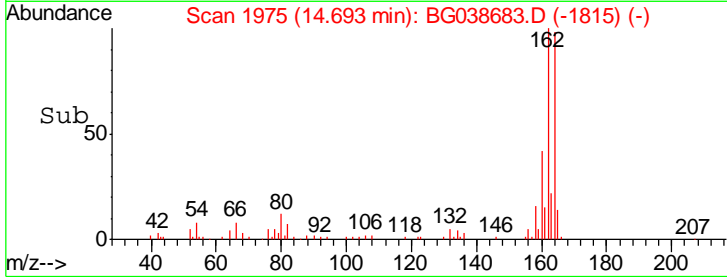
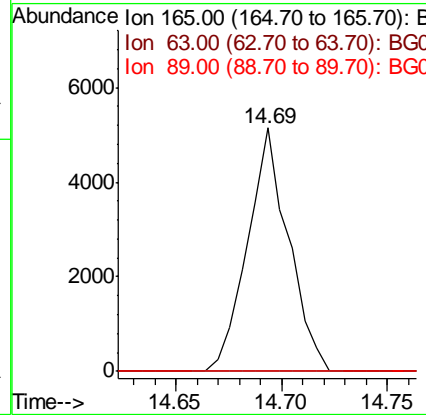
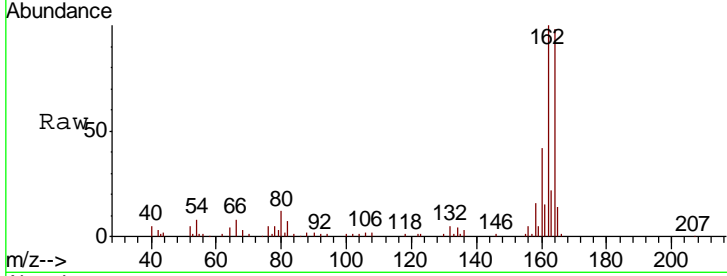




#51
 2,6-Dinitrotoluene
 Concen: 6.718 ng
 RT: 14.69 min Scan# 1975
 Delta R.T. 0.41 min
 Lab File: BG038683.D
 Acq: 18 Dec 2018 4:55

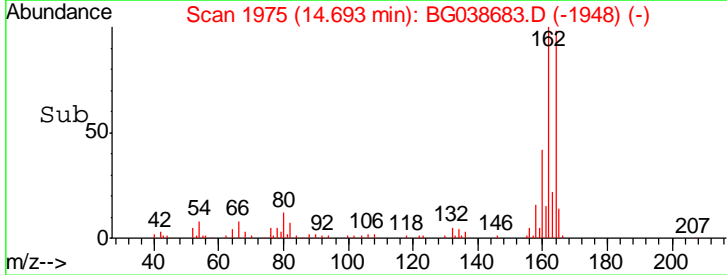
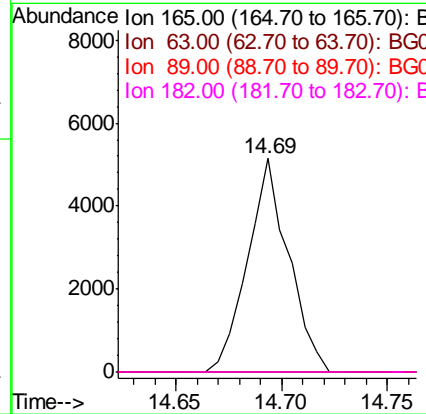
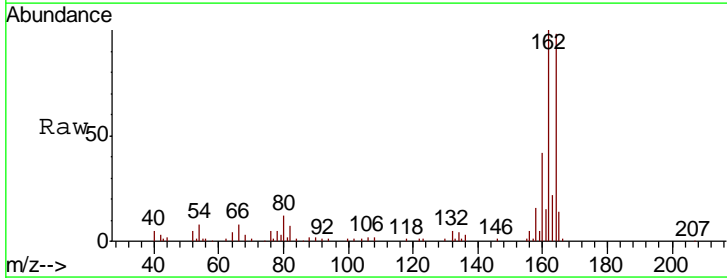
Instrument :
 BNA_G
 ClientSampled :
 TP-2-B

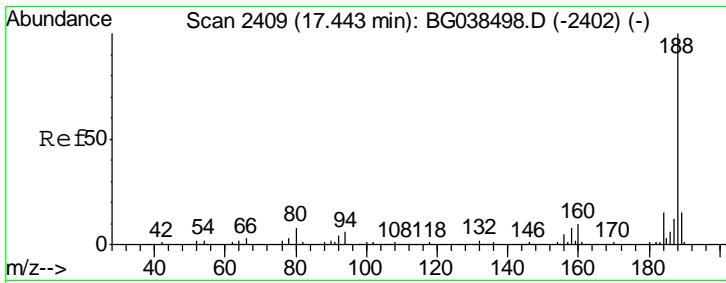
Tgt Ion	Resp	Lower	Upper
165	100		
63	0.0	51.8	77.6#
89	0.0	47.9	71.9#



#57
 2,4-Dinitrotoluene
 Concen: 4.770 ng
 RT: 14.69 min Scan# 1975
 Delta R.T. -0.37 min
 Lab File: BG038683.D
 Acq: 18 Dec 2018 4:55

Tgt Ion	Resp	Lower	Upper
165	100		
63	0.0	39.0	58.4#
89	0.0	58.0	87.0#
182	0.0	2.3	3.5#

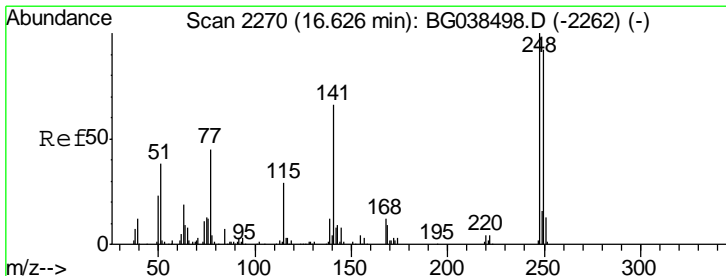
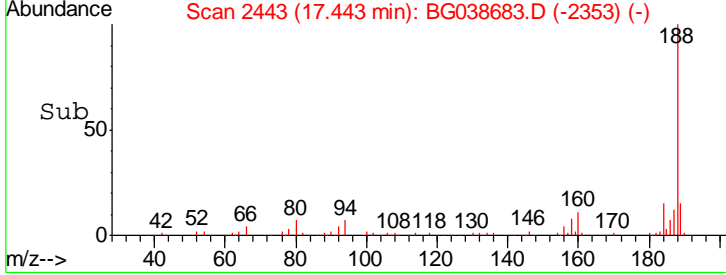
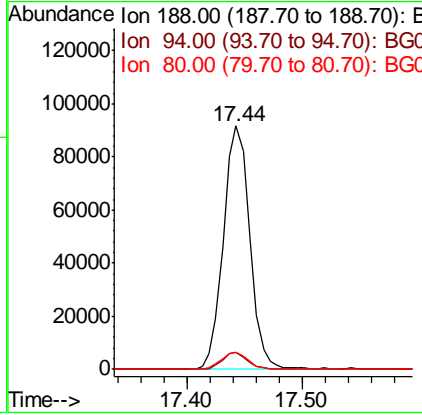
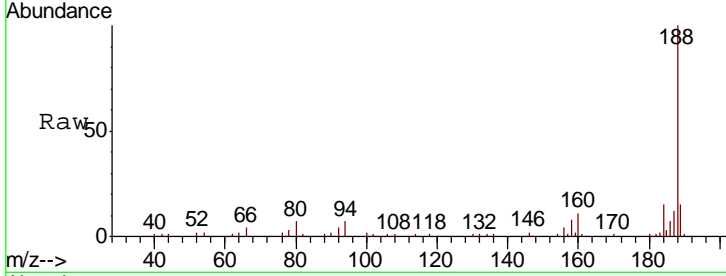




#64
 Phenanthrene-d10
 Concen: 20.000 ng
 RT: 17.44 min Scan# 2443
 Delta R.T. 0.00 min
 Lab File: BG038683.D
 Acq: 18 Dec 2018 4:55

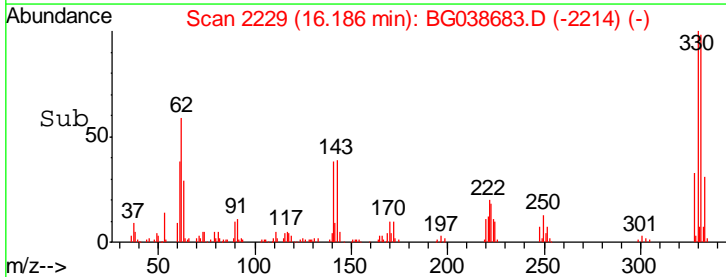
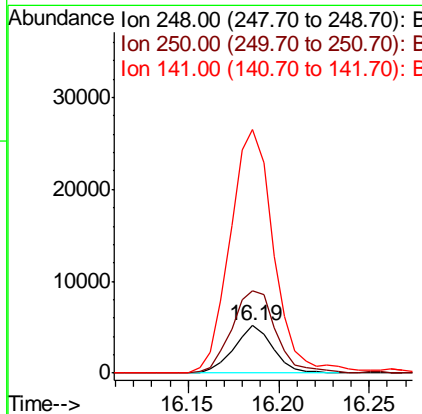
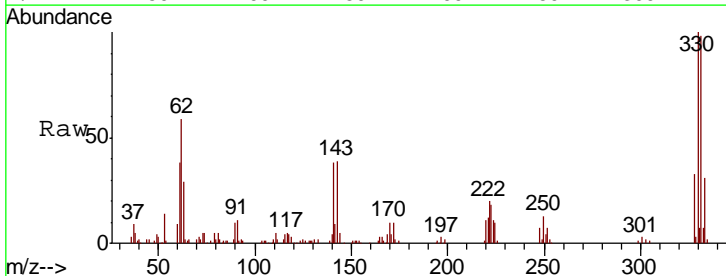
Instrument :
 BNA_G
 ClientSampleId :
 TP-2-B

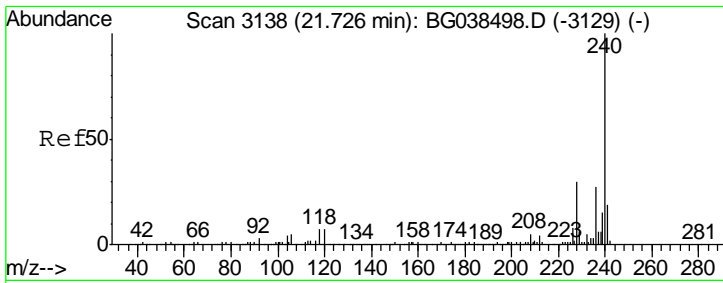
Tgt Ion	Resp	Lower	Upper
188	145670		
94	6.8	5.1	7.7
80	7.3	6.1	9.1



#67
 4-Bromophenyl-phenylether
 Concen: 4.370 ng
 RT: 16.19 min Scan# 2229
 Delta R.T. -0.44 min
 Lab File: BG038683.D
 Acq: 18 Dec 2018 4:55

Tgt Ion	Resp	Lower	Upper
248	7775		
250	167.8	73.4	110.2#
141	387.7	52.9	79.3#

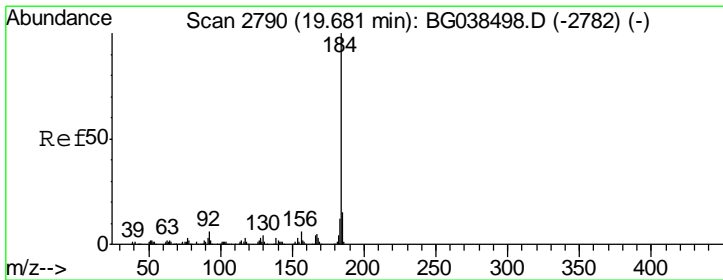
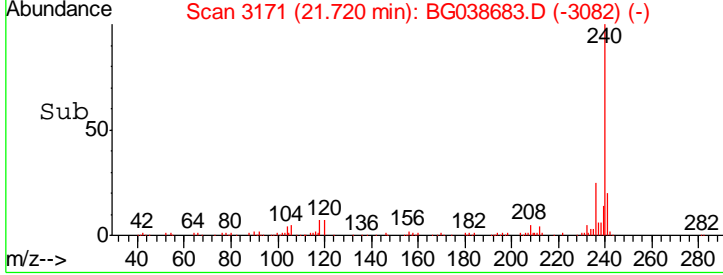
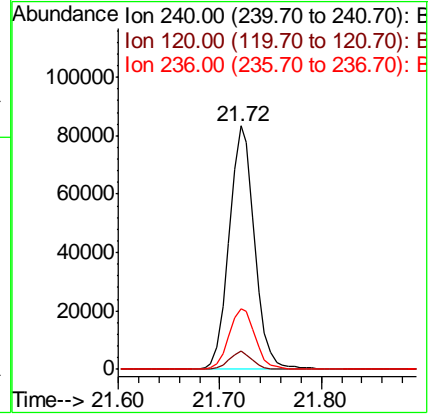
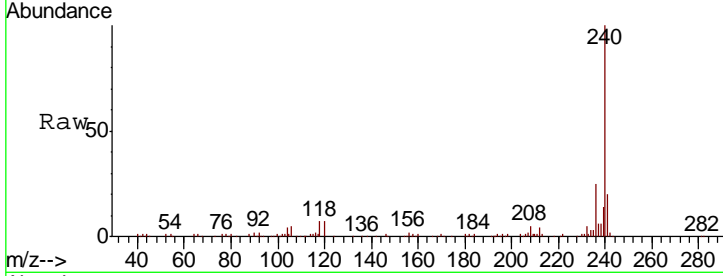




#76
 Chrysene-d12
 Concen: 20.000 ng
 RT: 21.72 min Scan# 3171
 Delta R.T. -0.01 min
 Lab File: BG038683.D
 Acq: 18 Dec 2018 4:55

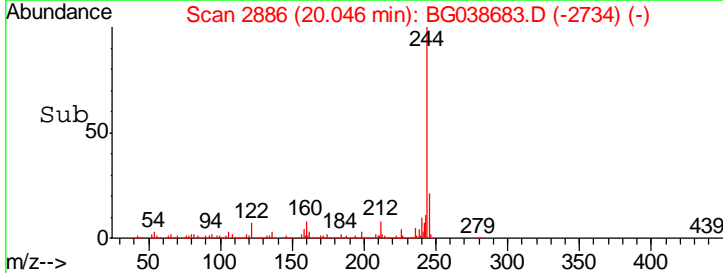
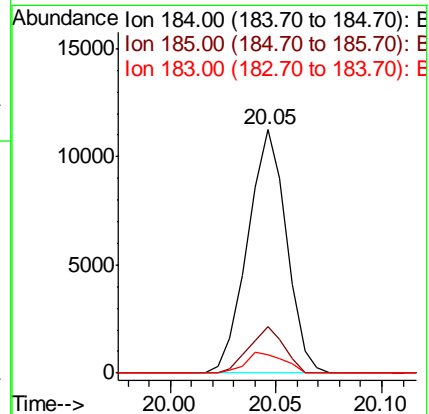
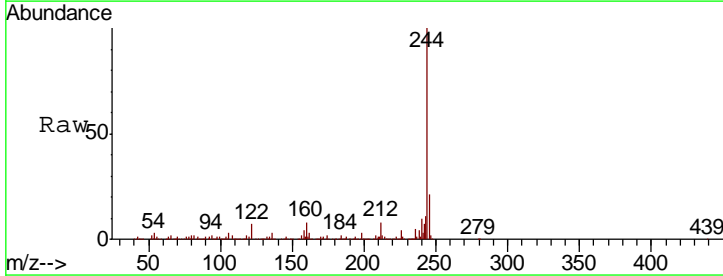
Instrument :
 BNA_G
 ClientSampled :
 TP-2-B

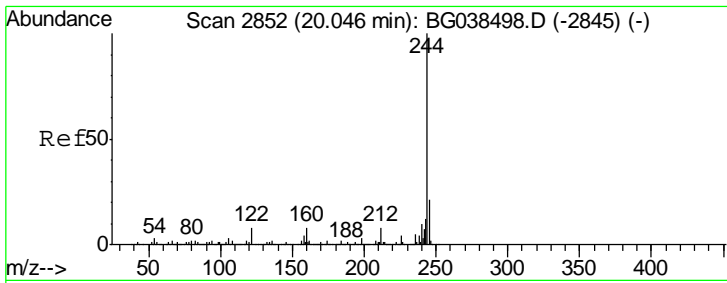
Tgt Ion	Resp	Lower	Upper
240	144286		
120	7.4	5.3	7.9
236	24.8	21.4	32.2



#77
 Benzidine
 Concen: 3.359 ng
 RT: 20.05 min Scan# 2886
 Delta R.T. 0.36 min
 Lab File: BG038683.D
 Acq: 18 Dec 2018 4:55

Tgt Ion	Resp	Lower	Upper
184	14332		
185	19.1	12.2	18.2#
183	7.5	9.6	14.4#

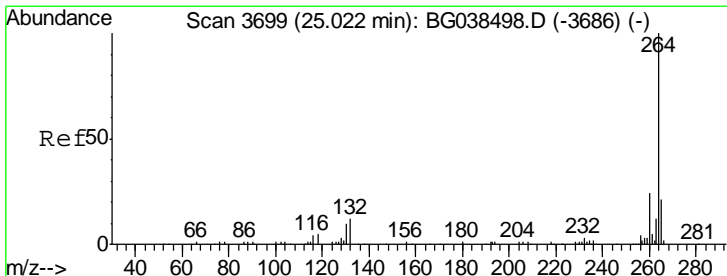
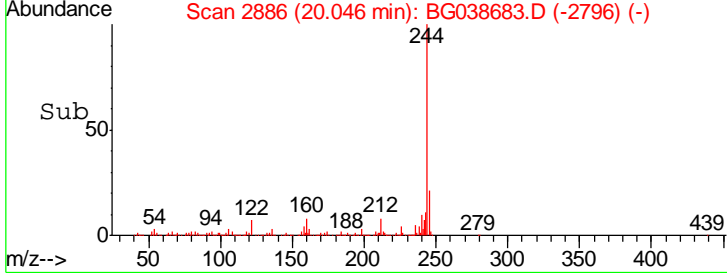
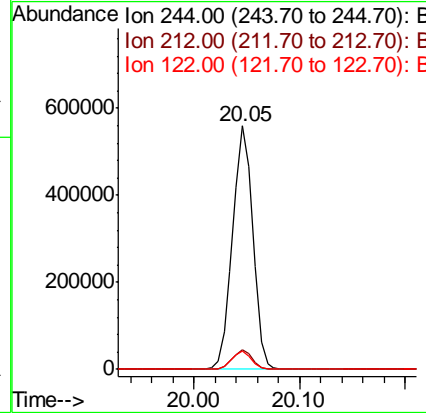
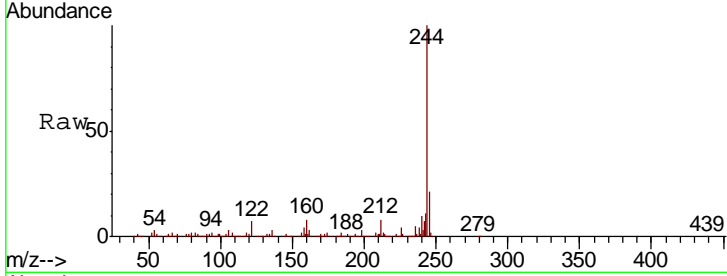




#79
 Terphenyl-d14
 Concen: 111.775 ng
 RT: 20.05 min Scan# 2886
 Delta R.T. 0.00 min
 Lab File: BG038683.D
 Acq: 18 Dec 2018 4:55

Instrument :
 BNA_G
 ClientSampled :
 TP-2-B

Tgt Ion	Ratio	Lower	Upper
244	100		
212	8.1	6.2	9.2
122	7.3	6.3	9.5



#87
 Perylene-d12
 Concen: 20.000 ng
 RT: 25.02 min Scan# 3733
 Delta R.T. 0.00 min
 Lab File: BG038683.D
 Acq: 18 Dec 2018 4:55

Tgt Ion	Ratio	Lower	Upper
264	100		
260	22.2	18.9	28.3
265	21.2	17.0	25.4

