

Data Path : Z:\SVOASRV\HPCHEM1\BNA\_G\DATA\BG121818\  
 Data File : BG038697.D  
 Acq On : 18 Dec 2018 16:41  
 Operator : JU/SJ  
 Sample : J6398-05  
 Misc :  
 ALS Vial : 7 Sample Multiplier: 1

Instrument :  
 BNA\_G  
 ClientSampleId :  
 PR-MW-03\_121218

Quant Time: Dec 19 06:58:49 2018  
 Quant Method : Z:\SVOASRV\HPCHEM1\BNA\_G\METHODS\8270-BG121218.M  
 Quant Title : ASP BNA STANDARDS FOR 5 POINT CALIBRATION  
 QLast Update : Wed Dec 12 15:26:27 2018  
 Response via : Initial Calibration

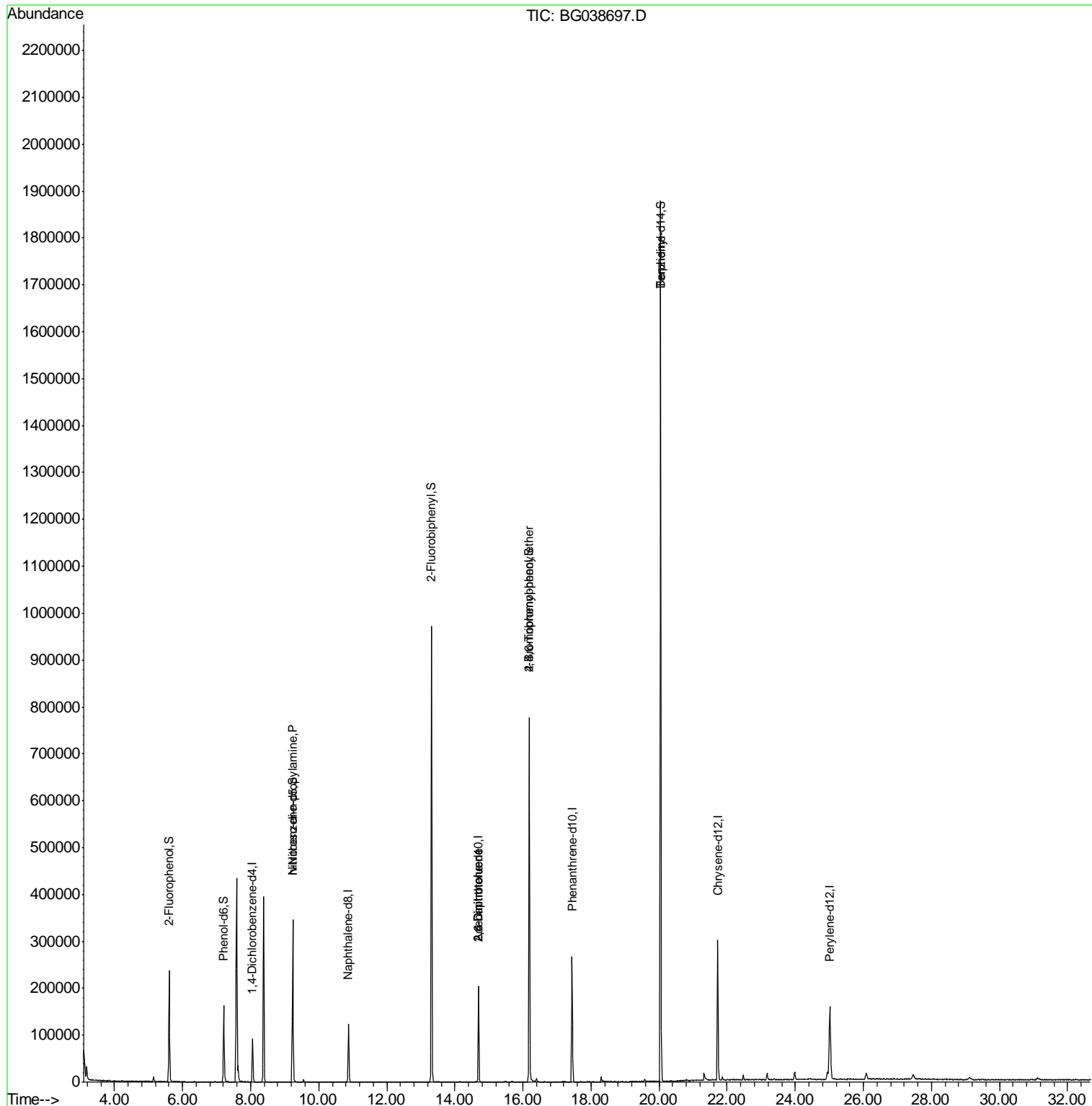
Internal Standards	R.T.	QIon	Response	Conc	Units	Dev(Min)
1) 1,4-Dichlorobenzene-d4	8.05	152	26524	20.00	ng	0.00
21) Naphthalene-d8	10.87	136	108578	20.00	ng	0.00
39) Acenaphthene-d10	14.69	164	73117	20.00	ng	0.00
64) Phenanthrene-d10	17.44	188	179553	20.00	ng	0.00
76) Chrysene-d12	21.72	240	188088	20.00	ng	0.00
87) Perylene-d12	25.02	264	194138	20.00	ng	0.00
System Monitoring Compounds						
5) 2-Fluorophenol	5.60	112	103894	69.47	ng	0.00
7) Phenol-d6	7.21	99	90243	43.96	ng	0.00
23) Nitrobenzene-d5	9.24	82	203520	95.76	ng	0.00
42) 2,4,6-Tribromophenol	16.19	330	157375	156.17	ng	0.00
45) 2-Fluorobiphenyl	13.31	172	507868	95.29	ng	0.00
79) Terphenyl-d14	20.05	244	911726	105.49	ng	0.00
Target Compounds						
19) n-Nitroso-di-n-propylamine	9.24	70	27145	18.826	ng	# 72
51) 2,6-Dinitrotoluene	14.69	165	9277	6.856	ng	# 19
57) 2,4-Dinitrotoluene	14.69	165	9277	4.868	ng	# 21
67) 4-Bromophenyl-phenylether	16.19	248	10063	4.589	ng	# 1
77) Benzidine	20.05	184	16521	2.970	ng	# 95

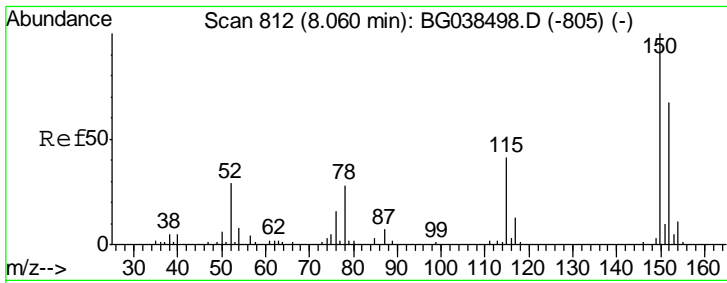
(#) = qualifier out of range (m) = manual integration (+) = signals summed

Data Path : Z:\SVOASRV\HPCHEM1\BNA\_G\DATA\BG121818\  
 Data File : BG038697.D  
 Acq On : 18 Dec 2018 16:41  
 Operator : JU/SJ  
 Sample : J6398-05  
 Misc :  
 ALS Vial : 7 Sample Multiplier: 1

Instrument :  
 BNA\_G  
 ClientSampleId :  
 PR-MW-03\_121218

Quant Time: Dec 19 06:58:49 2018  
 Quant Method : Z:\SVOASRV\HPCHEM1\BNA\_G\METHODS\8270-BG121218.M  
 Quant Title : ASP BNA STANDARDS FOR 5 POINT CALIBRATION  
 QLast Update : Wed Dec 12 15:26:27 2018  
 Response via : Initial Calibration

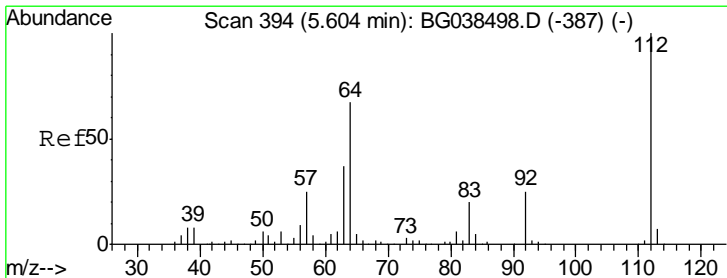
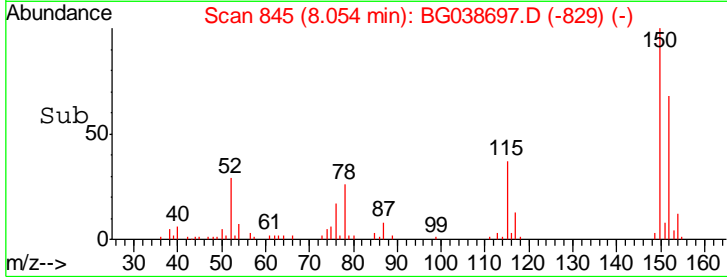
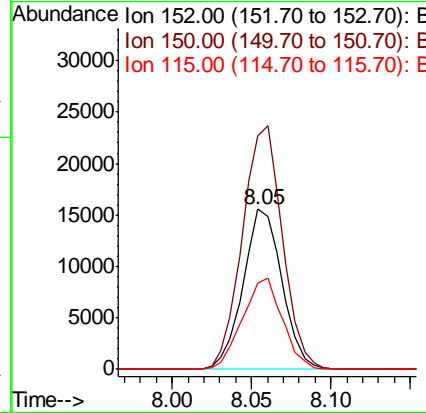
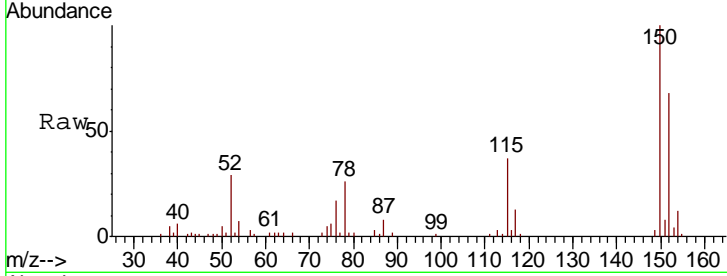




#1  
 1,4-Dichlorobenzene-d4  
 Concen: 20.000 ng  
 RT: 8.05 min Scan# 845  
 Delta R.T. -0.01 min  
 Lab File: BG038697.D  
 Acq: 18 Dec 2018 16:41

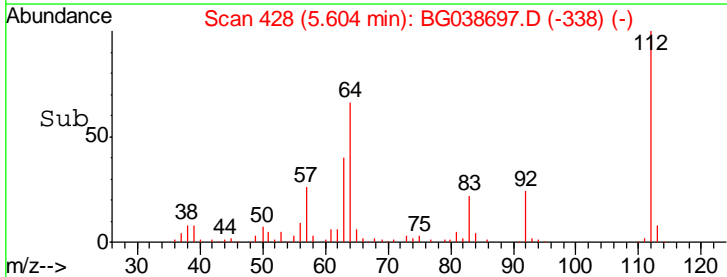
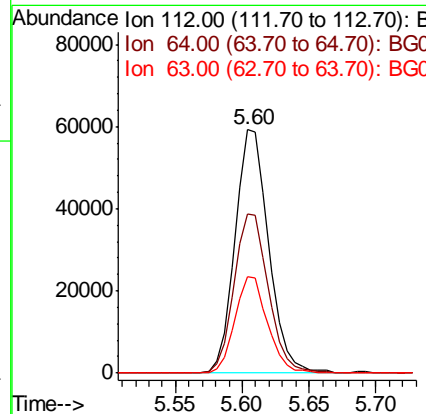
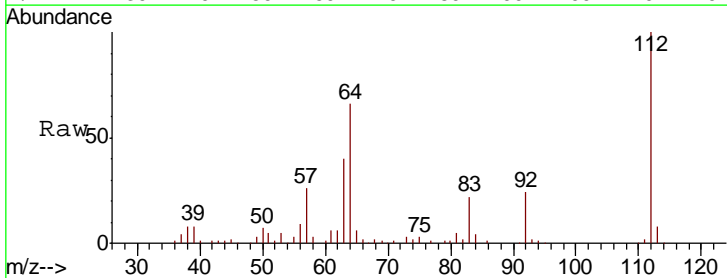
Instrument :  
 BNA\_G  
 ClientSampleId :  
 PR-MW-03\_121218

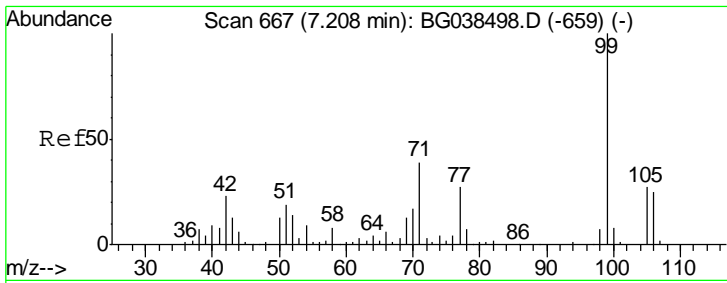
Tgt Ion	Resp	Lower	Upper
152	26524		
150	146.1	119.5	179.3
115	53.8	49.6	74.4



#5  
 2-Fluorophenol  
 Concen: 69.474 ng  
 RT: 5.60 min Scan# 428  
 Delta R.T. 0.00 min  
 Lab File: BG038697.D  
 Acq: 18 Dec 2018 16:41

Tgt Ion	Resp	Lower	Upper
112	103894		
64	65.6	53.4	80.2
63	39.5	29.3	43.9

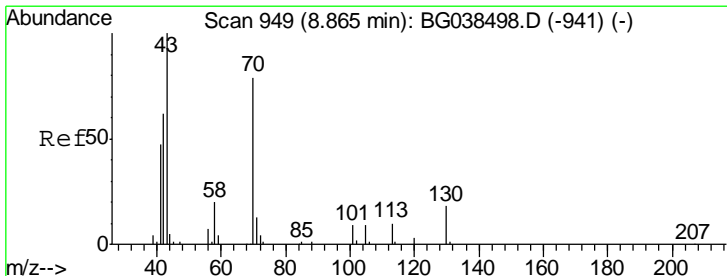
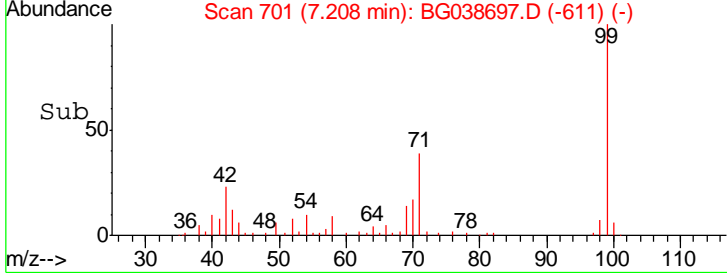
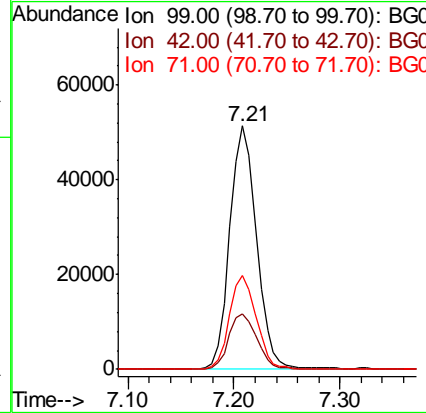
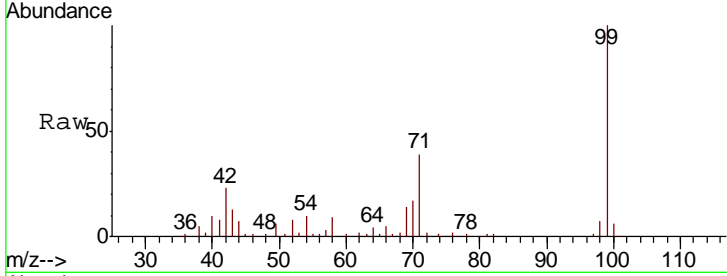




#7  
 Phenol-d6  
 Concen: 43.958 ng  
 RT: 7.21 min Scan# 701  
 Delta R.T. 0.00 min  
 Lab File: BG038697.D  
 Acq: 18 Dec 2018 16:41

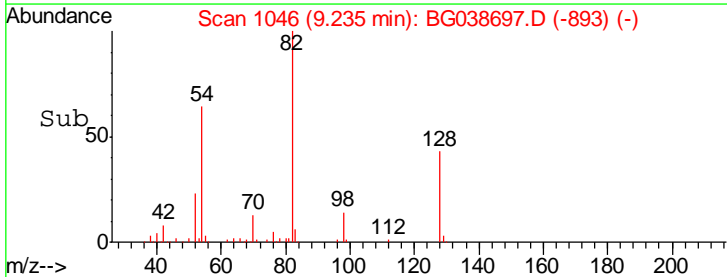
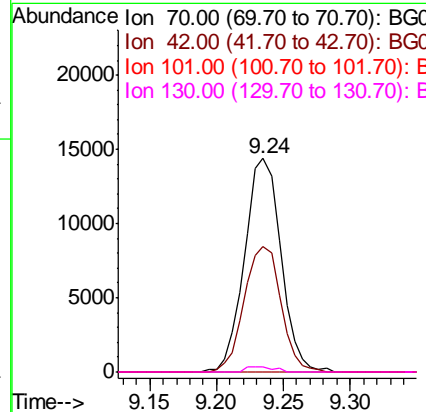
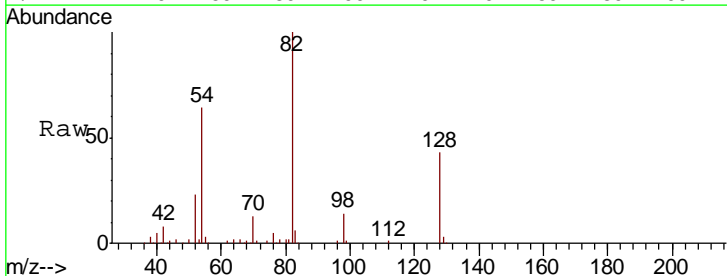
Instrument :  
 BNA\_G  
 ClientSampled :  
 PR-MW-03\_121218

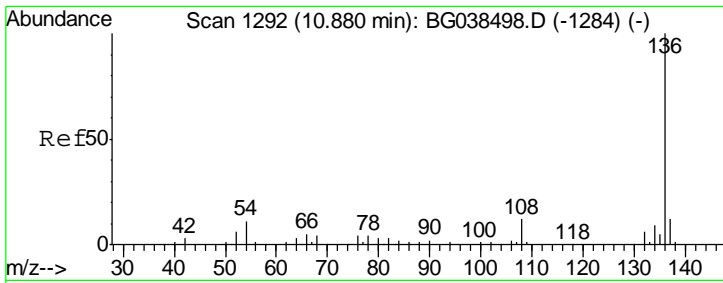
Tgt Ion	Resp	Lower	Upper
99	100		
42	22.6	18.5	27.7
71	38.7	31.1	46.7



#19  
 n-Nitroso-di-n-propylamine  
 Concen: 18.826 ng  
 RT: 9.24 min Scan# 1046  
 Delta R.T. 0.37 min  
 Lab File: BG038697.D  
 Acq: 18 Dec 2018 16:41

Tgt Ion	Resp	Lower	Upper
70	100		
42	58.7	63.6	95.4#
101	0.0	9.2	13.8#
130	2.2	18.5	27.7#



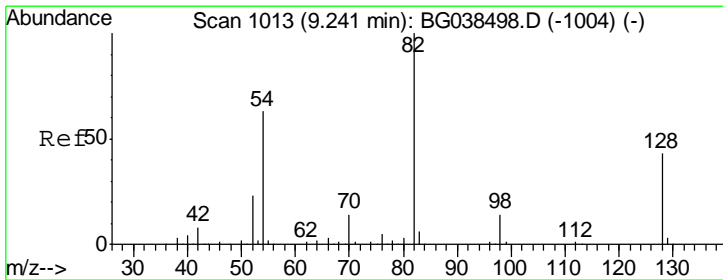
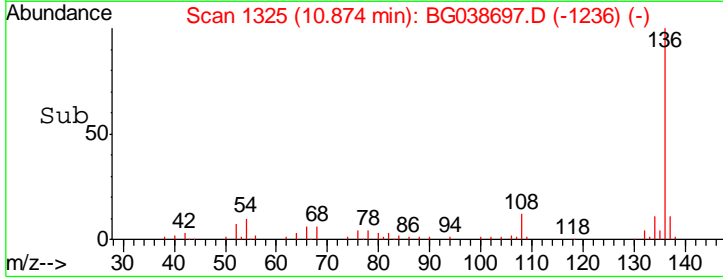
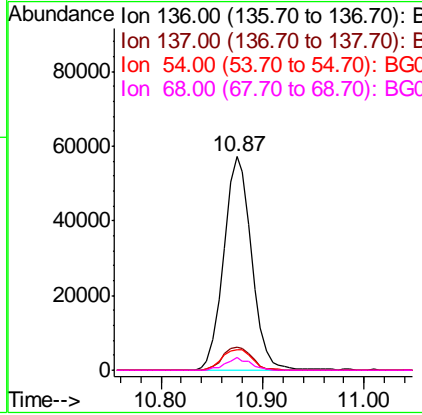
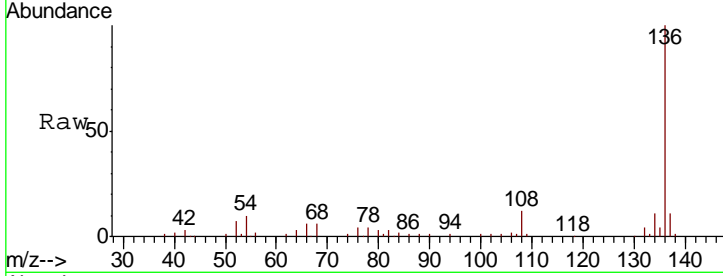


#21  
 Naphthalene-d8  
 Concen: 20.000 ng  
 RT: 10.87 min Scan# 1325  
 Delta R.T. -0.01 min  
 Lab File: BG038697.D  
 Acq: 18 Dec 2018 16:41

Instrument :  
 BNA\_G  
 ClientSampleId :  
 PR-MW-03\_121218

Tgt Ion: 136 Resp: 108578

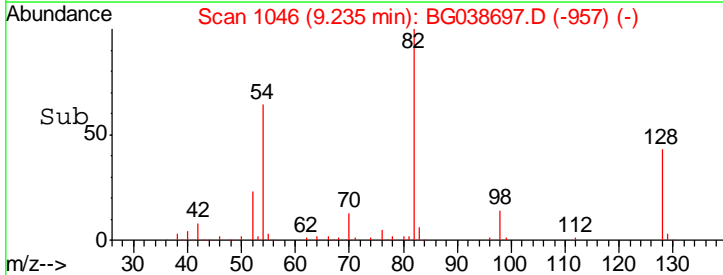
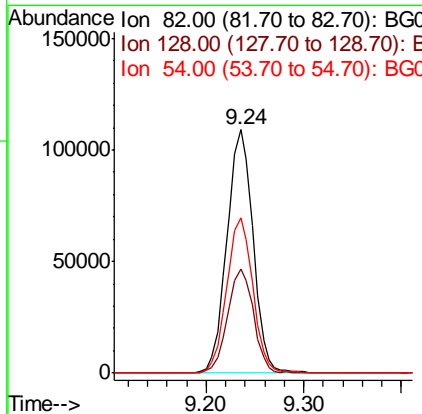
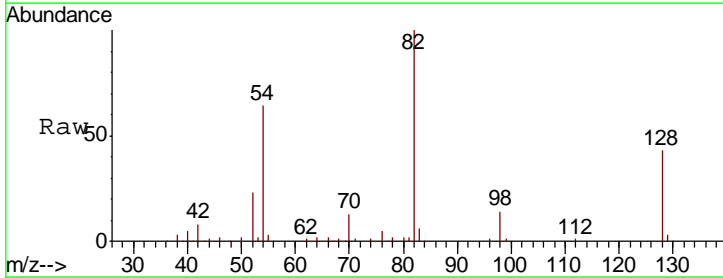
Ion	Ratio	Lower	Upper
136	100		
137	11.1	9.3	13.9
54	9.7	8.5	12.7
68	5.9	3.5	5.3#

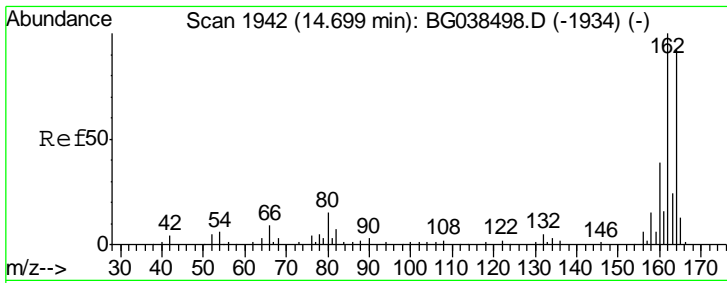


#23  
 Nitrobenzene-d5  
 Concen: 95.758 ng  
 RT: 9.24 min Scan# 1046  
 Delta R.T. -0.01 min  
 Lab File: BG038697.D  
 Acq: 18 Dec 2018 16:41

Tgt Ion: 82 Resp: 203520

Ion	Ratio	Lower	Upper
82	100		
128	42.6	34.6	52.0
54	63.9	50.6	76.0

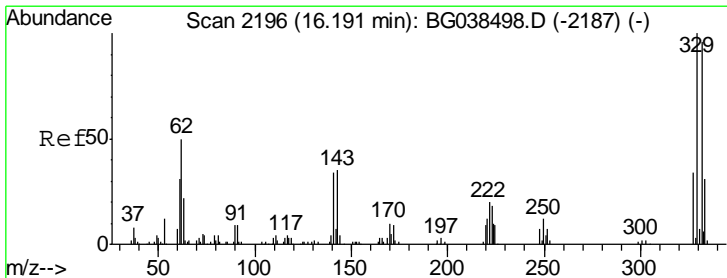
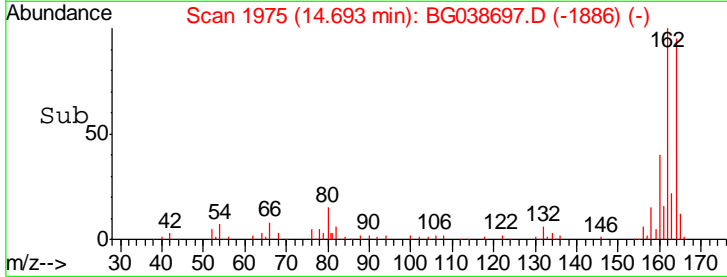
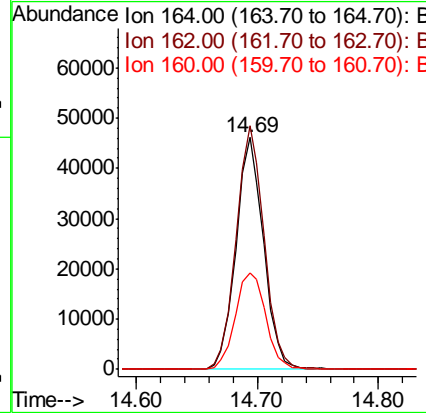
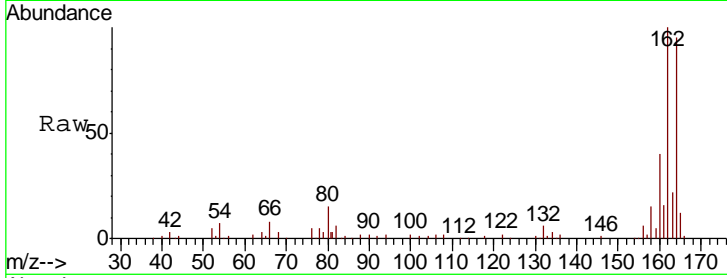




#39  
 Acenaphthene-d10  
 Concen: 20.000 ng  
 RT: 14.69 min Scan# 1975  
 Delta R.T. -0.01 min  
 Lab File: BG038697.D  
 Acq: 18 Dec 2018 16:41

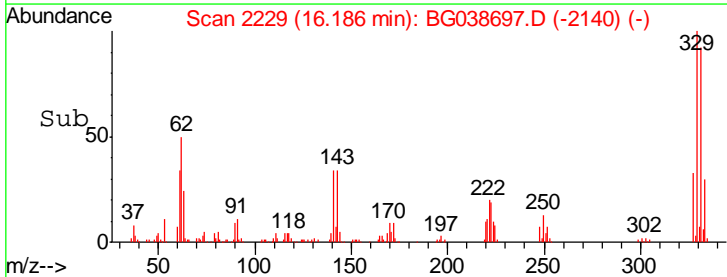
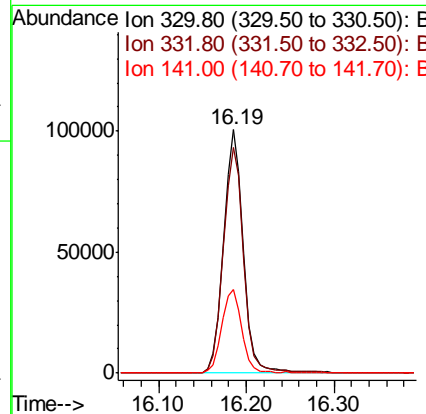
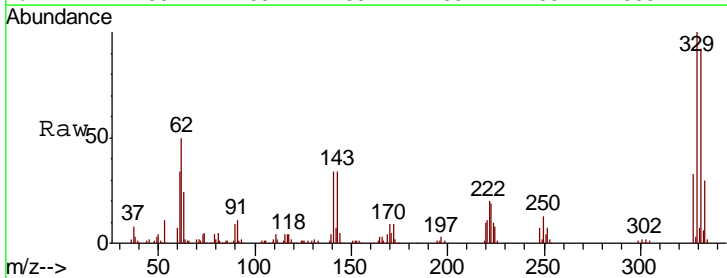
Instrument :  
 BNA\_G  
 ClientSampleId :  
 PR-MW-03\_121218

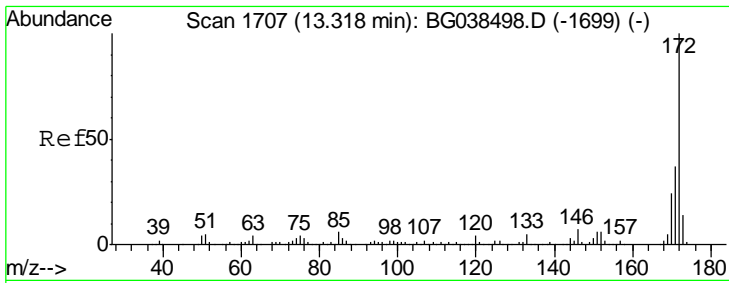
Tgt Ion	Resp	Lower	Upper
164	100		
162	105.1	86.6	130.0
160	41.7	34.2	51.2



#42  
 2,4,6-Tribromophenol  
 Concen: 156.175 ng  
 RT: 16.19 min Scan# 2229  
 Delta R.T. -0.01 min  
 Lab File: BG038697.D  
 Acq: 18 Dec 2018 16:41

Tgt Ion	Resp	Lower	Upper
330	100		
332	95.2	76.9	115.3
141	35.0	28.8	43.2

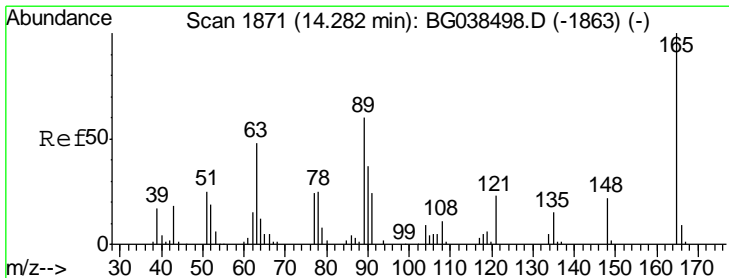

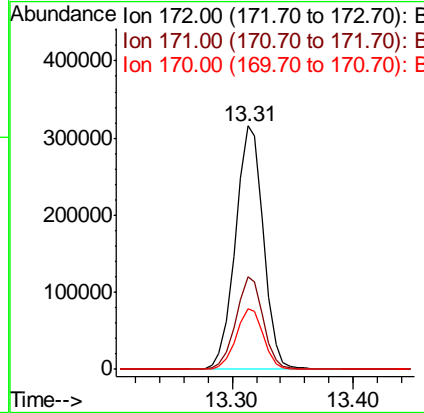
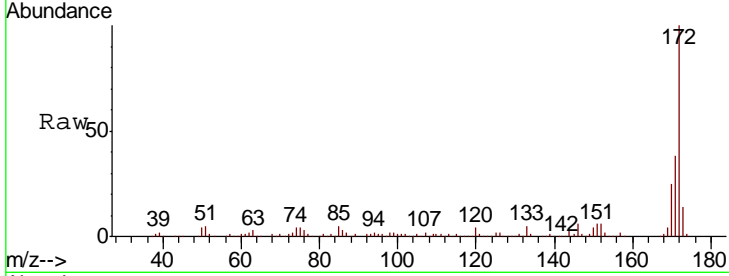




#45  
 2-Fluorobiphenyl  
 Concen: 95.288 ng  
 RT: 13.31 min Scan# 1740  
 Delta R.T. -0.01 min  
 Lab File: BG038697.D  
 Acq: 18 Dec 2018 16:41

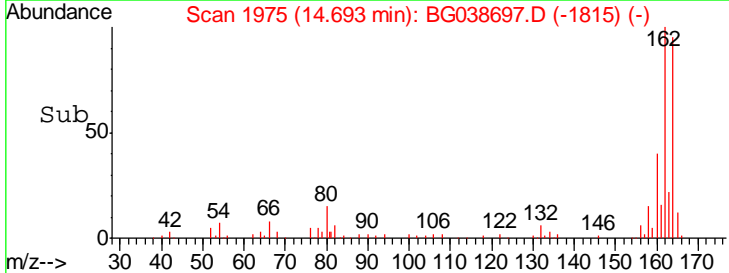
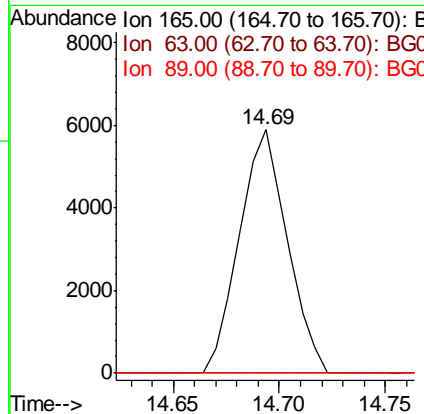
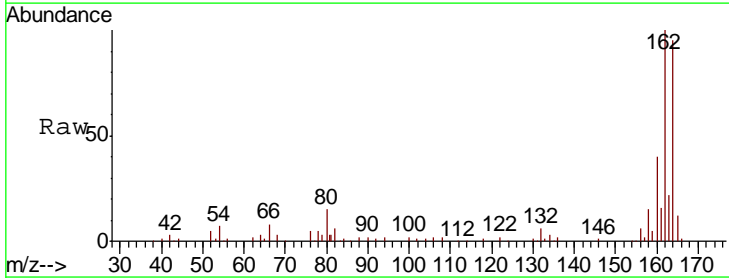
Instrument :  
 BNA\_G  
 ClientSampleId :  
 PR-MW-03\_121218

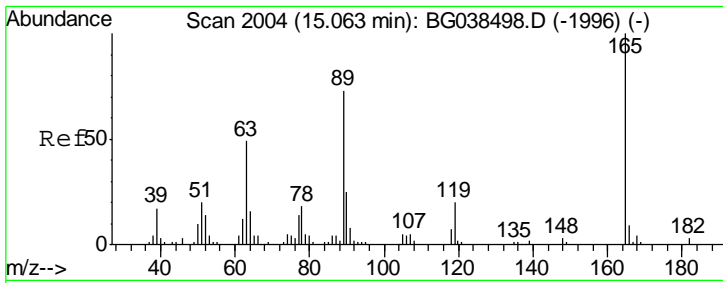
Tgt Ion	Resp	Lower	Upper
172	100		
171	38.2	29.8	44.6
170	24.7	19.5	29.3



#51  
 2,6-Dinitrotoluene  
 Concen: 6.856 ng  
 RT: 14.69 min Scan# 1975  
 Delta R.T. 0.41 min  
 Lab File: BG038697.D  
 Acq: 18 Dec 2018 16:41

Tgt Ion	Resp	Lower	Upper
165	100		
63	0.0	51.8	77.6#
89	0.0	47.9	71.9#

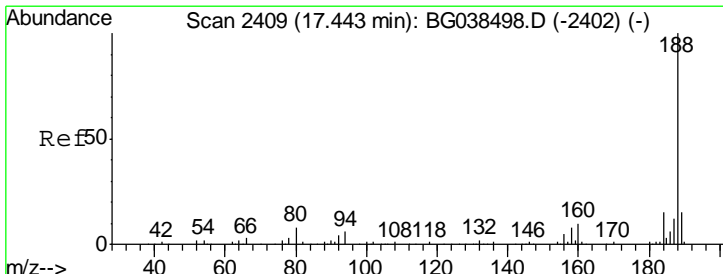
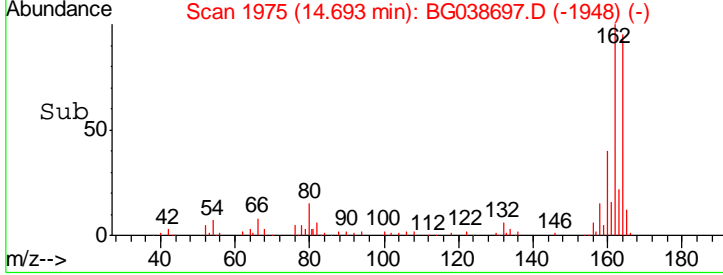
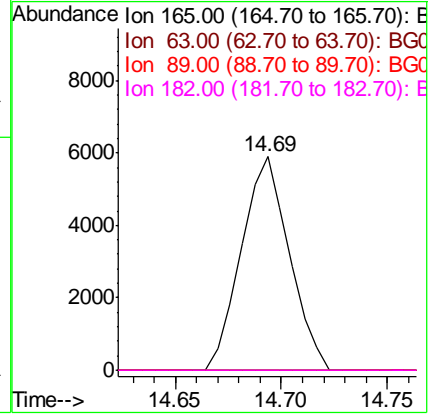
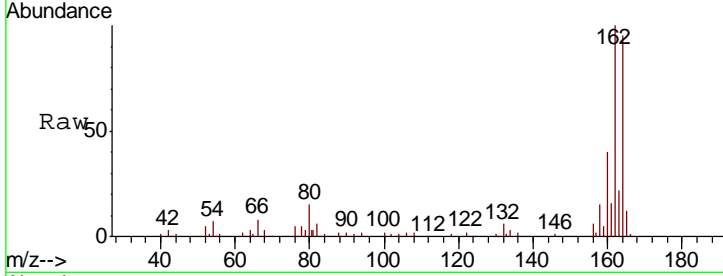




#57  
 2,4-Dinitrotoluene  
 Concen: 4.868 ng  
 RT: 14.69 min Scan# 1975  
 Delta R.T. -0.37 min  
 Lab File: BG038697.D  
 Acq: 18 Dec 2018 16:41

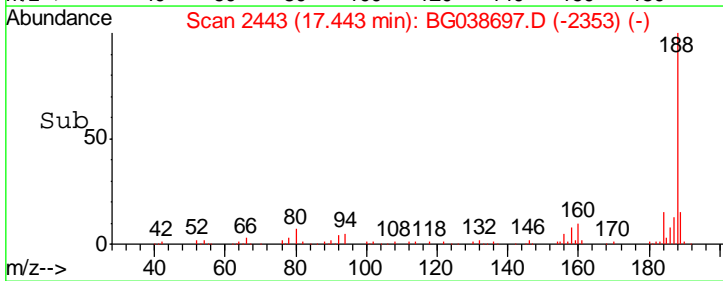
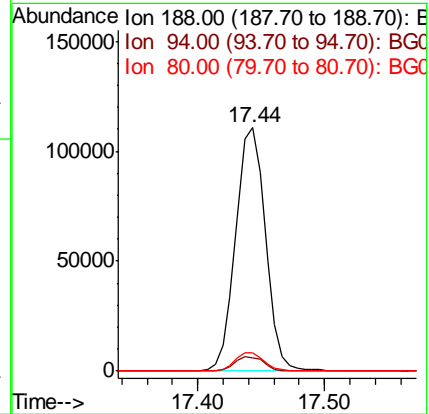
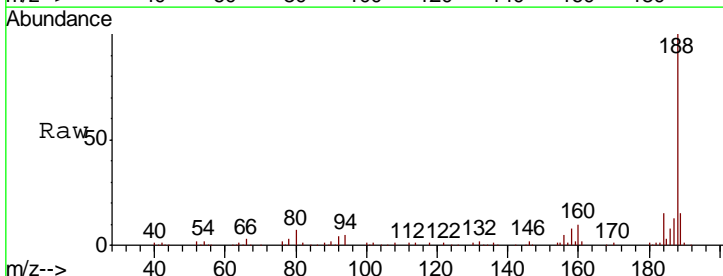
Instrument :  
 BNA\_G  
 ClientSampleId :  
 PR-MW-03\_121218

Tgt Ion	Resp	Lower	Upper
165	100		
63	0.0	39.0	58.4#
89	0.0	58.0	87.0#
182	0.0	2.3	3.5#

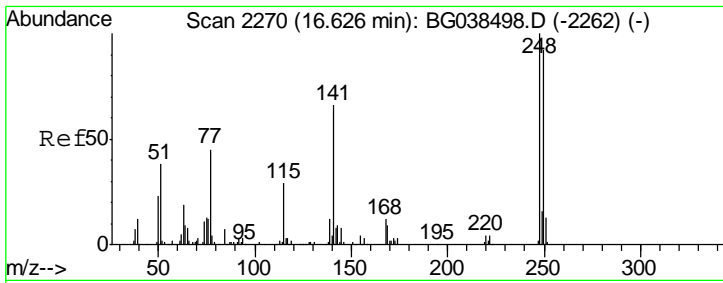


#64  
 Phenanthrene-d10  
 Concen: 20.000 ng  
 RT: 17.44 min Scan# 2443  
 Delta R.T. 0.00 min  
 Lab File: BG038697.D  
 Acq: 18 Dec 2018 16:41

Tgt Ion	Resp	Lower	Upper
188	100		
94	5.2	5.1	7.7
80	7.4	6.1	9.1



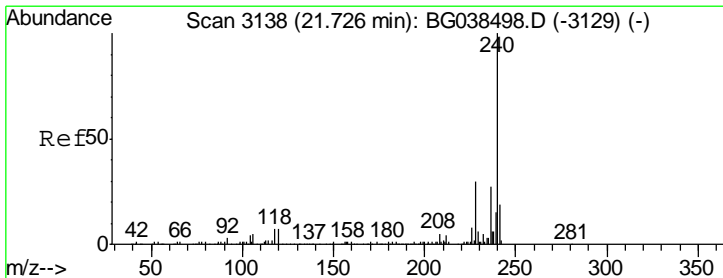
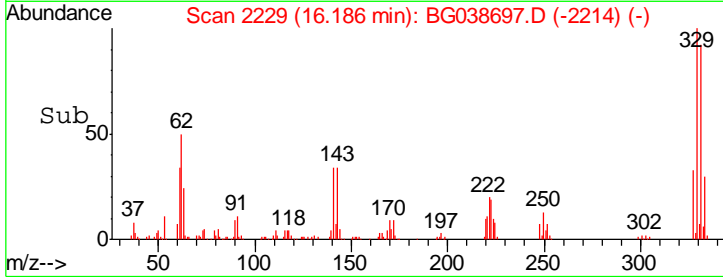
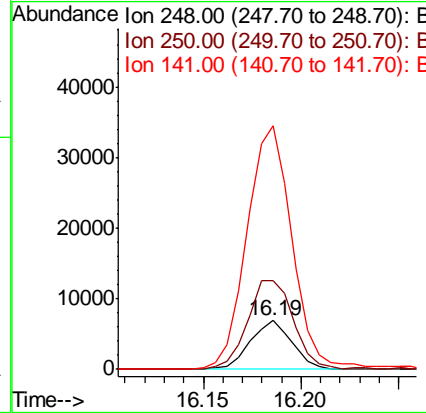
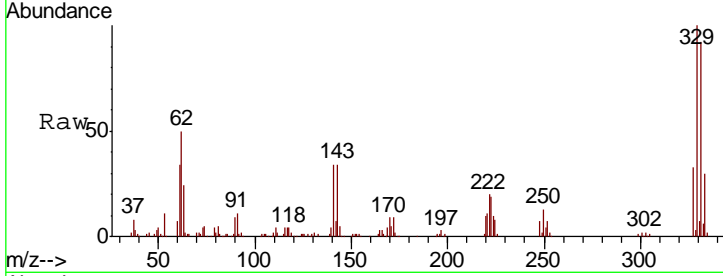




#67  
 4-Bromophenyl-phenylether  
 Concen: 4.589 ng  
 RT: 16.19 min Scan# 2229  
 Delta R.T. -0.44 min  
 Lab File: BG038697.D  
 Acq: 18 Dec 2018 16:41

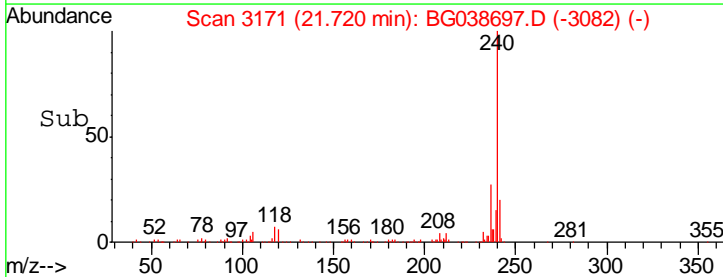
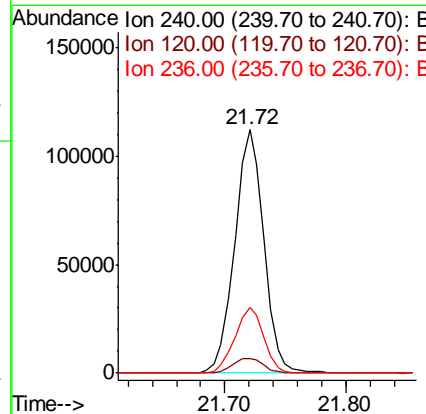
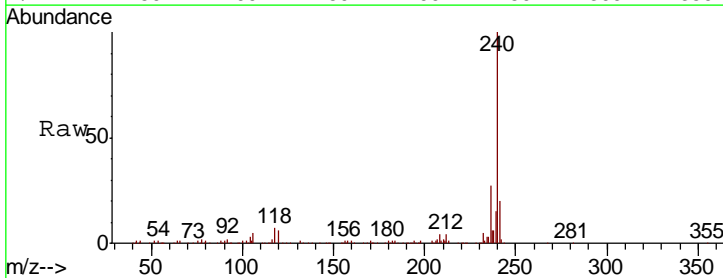
Instrument :  
 BNA\_G  
 ClientSampleId :  
 PR-MW-03\_121218

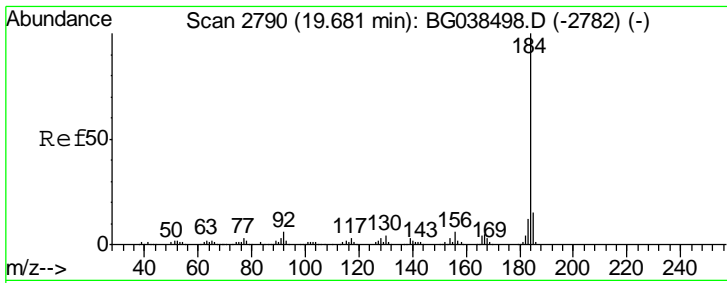
Tgt Ion	Resp	Lower	Upper
248	10063		
250	186.6	73.4	110.2#
141	390.4	52.9	79.3#



#76  
 Chrysene-d12  
 Concen: 20.000 ng  
 RT: 21.72 min Scan# 3171  
 Delta R.T. -0.01 min  
 Lab File: BG038697.D  
 Acq: 18 Dec 2018 16:41

Tgt Ion	Resp	Lower	Upper
240	188088		
120	6.0	5.3	7.9
236	27.2	21.4	32.2

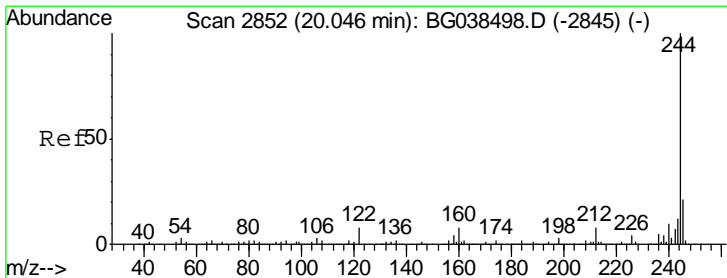
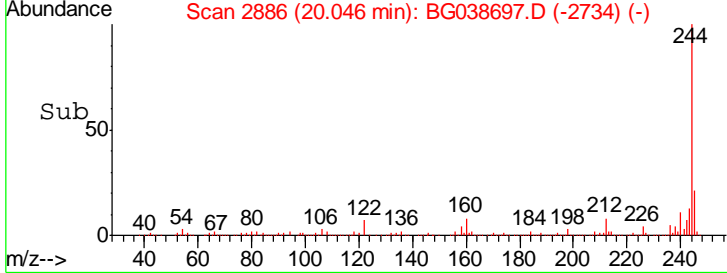
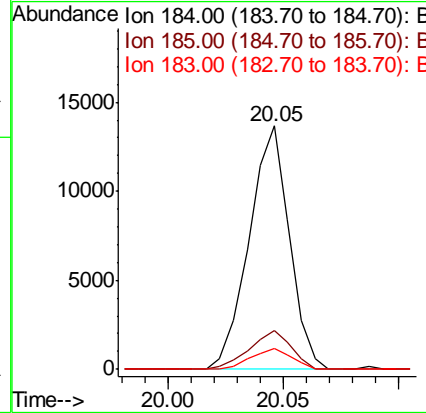
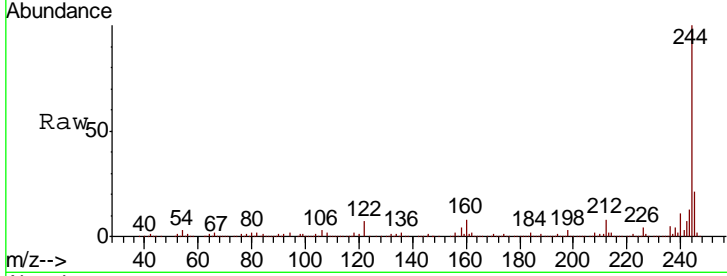




#77  
Benzidine  
Concen: 2.970 ng  
RT: 20.05 min Scan# 2886  
Delta R.T. 0.36 min  
Lab File: BG038697.D  
Acq: 18 Dec 2018 16:41


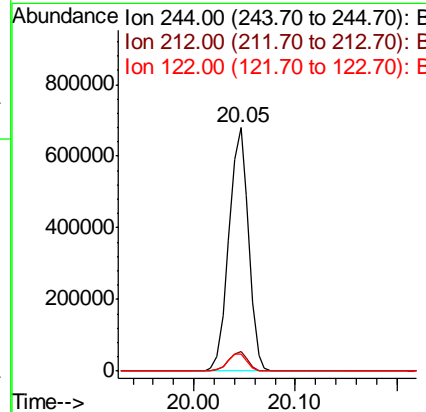
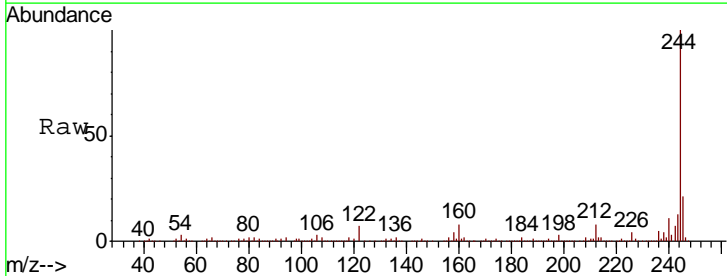
Instrument :  
BNA\_G  
ClientSampleId :  
PR-MW-03\_121218

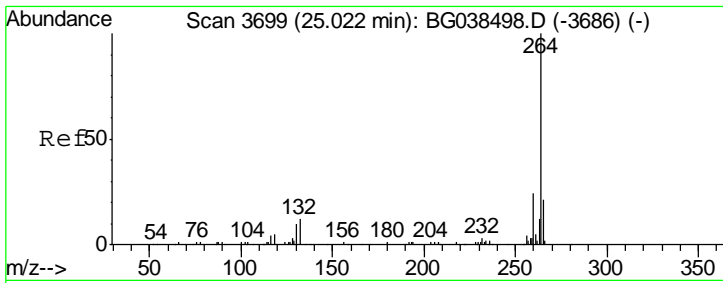
Tgt Ion	Resp	Lower	Upper
184	16521		
185	15.9	12.2	18.2
183	8.8	9.6	14.4#



#79  
Terphenyl-d14  
Concen: 105.494 ng  
RT: 20.05 min Scan# 2886  
Delta R.T. 0.00 min  
Lab File: BG038697.D  
Acq: 18 Dec 2018 16:41

Tgt Ion	Resp	Lower	Upper
244	911726		
212	8.0	6.2	9.2
122	7.1	6.3	9.5





#87  
 Perylene-d12  
 Concen: 20.000 ng  
 RT: 25.02 min Scan# 3732  
 Delta R.T. -0.01 min  
 Lab File: BG038697.D  
 Acq: 18 Dec 2018 16:41

Instrument :  
 BNA\_G  
 ClientSampleId :  
 PR-MW-03\_121218

Tgt Ion: 264 Resp: 194138

Ion	Ratio	Lower	Upper
264	100		
260	24.7	18.9	28.3
265	22.9	17.0	25.4

