

Data Path : Z:\HPCHEM1\BNA_G\DATA\BG010515\
 Data File : BG015839.D
 Acq On : 5 Jan 2015 12:40
 Operator : TP/IZ
 Sample : SSTDIC010
 Misc :
 ALS Vial : 3 Sample Multiplier: 1

Instrument :
 BNA_G
 LabSampleId :
 SSTDIC010

Quant Time: Jan 06 03:08:58 2015
 Quant Method : Z:\HPCHEM1\BNA_G\METHODS\8270-BG010515.M
 Quant Title : ASP BNA STANDARDS FOR 5 POINT CALIBRATION
 QLast Update : Tue Jan 06 02:59:17 2015
 Response via : Initial Calibration

Internal Standards	R.T.	QIon	Response	Conc	Units	Dev(Min)
1) 1,4-Dichlorobenzene-d4	7.73	152	23544	20.00	ng	0.00
21) Naphthalene-d8	10.51	136	86701	20.00	ng	0.00
38) Acenaphthene-d10	14.37	164	67475	20.00	ng	0.00
63) Phenanthrene-d10	17.11	188	164842	20.00	ng	0.00
75) Chrysene-d12	21.30	240	267469	20.00	ng	0.00
86) Perylene-d12	23.56	264	256885	20.00	ng	-0.01

System Monitoring Compounds

5) 2-Fluorophenol	5.33	112	25764	9.16	ng	0.00
7) Phenol-d6	6.91	99	36220	9.64	ng	0.00
23) Nitrobenzene-d5	8.88	82	43840	12.21	ng	0.00
41) 2,4,6-Tribromophenol	15.85	330	23039	14.05	ng	0.00
44) 2-Fluorobiphenyl	12.98	172	89952	10.87	ng	0.00
78) Terphenyl-d14	19.74	244	240503	11.47	ng	0.00

Target Compounds

Target Compounds	R.T.	QIon	Response	Conc	Units	Qvalue
2) 1,4-Dioxane	3.25	88	5864	9.64	ng	99
3) Pyridine	3.65	79	16821	9.80	ng	# 81
4) n-Nitrosodimethylamine	3.56	42	8151	9.72	ng	# 78
6) Aniline	7.06	93	25467	10.27	ng	92
8) 2-Chlorophenol	7.29	128	13357	8.72	ng	87
9) Benzaldehyde	6.87	77	14925	14.13	ng	91
10) Phenol	6.94	94	18670	9.38	ng	94
11) bis(2-Chloroethyl)ether	7.16	93	14920	10.19	ng	94
12) 1,3-Dichlorobenzene	7.76	146	18062	10.52	ng	94
13) 1,4-Dichlorobenzene	7.76	146	18149	10.07	ng	97
14) 1,2-Dichlorobenzene	8.08	146	15723	9.22	ng	91
15) Benzyl Alcohol	7.97	79	17579	10.85	ng	92
16) 2,2'-oxybis(1-Chloropropan	8.27	45	10132	8.74	ng	83
17) 2-Methylphenol	8.18	107	12446	9.31	ng	# 81
18) Hexachloroethane	8.80	117	8053	11.94	ng	88
19) n-Nitroso-di-n-propylamine	8.53	70	14882	11.24	ng	# 86
20) 3+4-Methylphenols	8.49	107	18394	10.28	ng	# 79
22) Acetophenone	8.55	105	25524	11.32	ng	# 96
24) Nitrobenzene	8.92	77	21219	10.83	ng	94
25) Isophorone	9.44	82	38356	11.18	ng	# 93
26) 2-Nitrophenol	9.63	139	8408	10.61	ng	94
27) 2,4-Dimethylphenol	9.70	122	13997	10.44	ng	95
28) bis(2-Chloroethoxy)methane	9.93	93	20572	11.93	ng	92
29) 2,4-Dichlorophenol	10.16	162	13859	10.20	ng	97
30) 1,2,4-Trichlorobenzene	10.38	180	18855	11.65	ng	95
31) Naphthalene	10.56	128	45368	10.12	ng	99
32) Benzoic acid	9.77	122	3146	4.22	ng	# 57
33) 4-Chloroaniline	10.68	127	17796	9.21	ng	96
34) Hexachlorobutadiene	10.84	225	17699	15.20	ng	88
35) Caprolactam	11.42	113	6205	10.76	ng	94
36) 4-Chloro-3-methylphenol	11.81	107	16924	10.79	ng	97
37) 2-Methylnaphthalene	12.18	142	33888	10.79	ng	95
39) 1,2,4,5-Tetrachlorobenzene	12.55	216	23730	11.92	ng	97
40) Hexachlorocyclopentadiene	12.53	237	13881	11.00	ng	89

Data Path : Z:\HPCHEM1\BNA_G\DATA\BG010515\
 Data File : BG015839.D
 Acq On : 5 Jan 2015 12:40
 Operator : TP/IZ
 Sample : SSTDIC010
 Misc :
 ALS Vial : 3 Sample Multiplier: 1

Instrument :
 BNA_G
 LabSampleId :
 SSTDIC010

Quant Time: Jan 06 03:08:58 2015
 Quant Method : Z:\HPCHEM1\BNA_G\METHODS\8270-BG010515.M
 Quant Title : ASP BNA STANDARDS FOR 5 POINT CALIBRATION
 QLast Update : Tue Jan 06 02:59:17 2015
 Response via : Initial Calibration

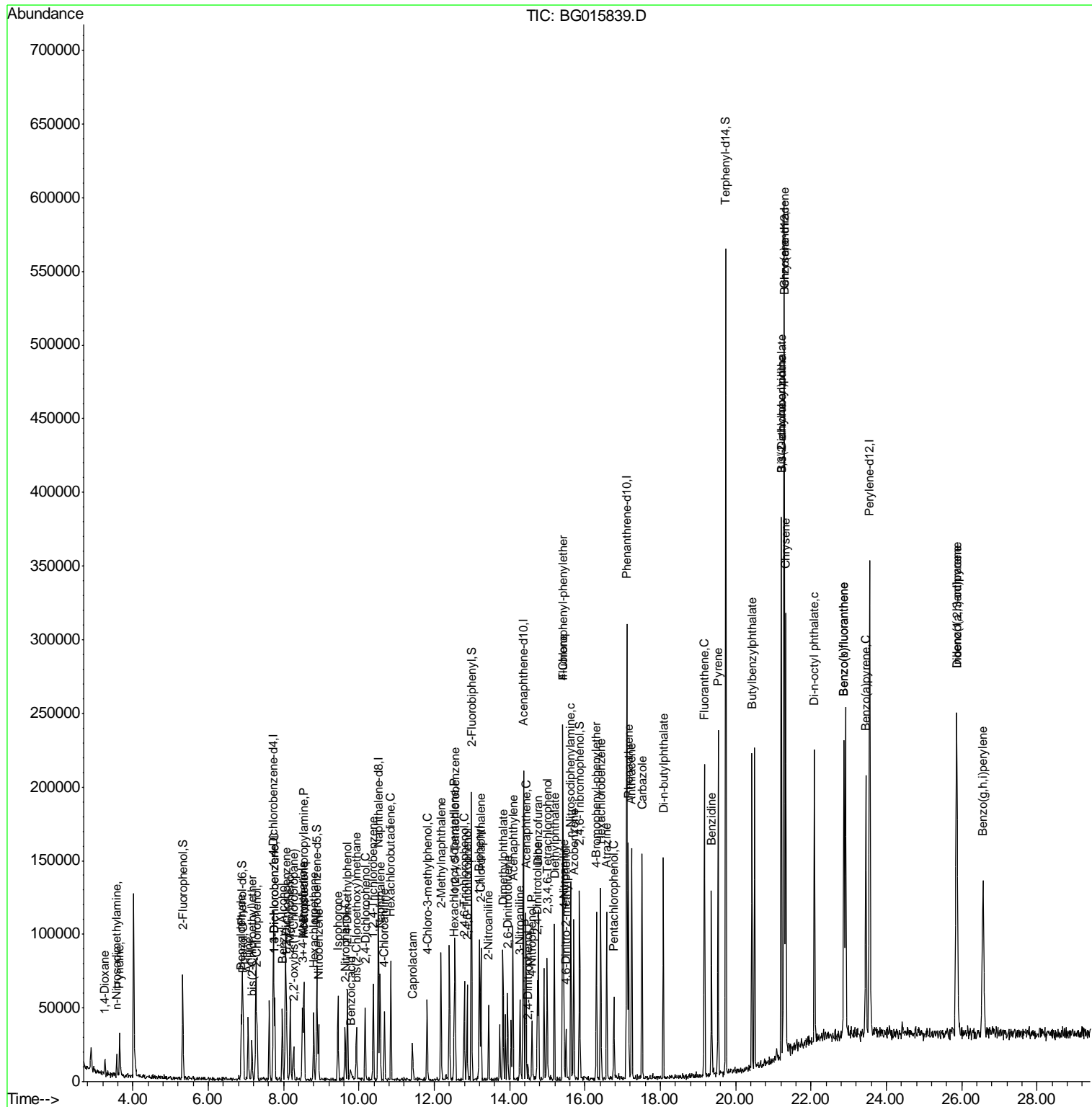
Internal Standards	R.T.	QIon	Response	Conc	Units	Dev(Min)
42) 2,4,6-Trichlorophenol	12.79	196	14895	11.80	ng	84
43) 2,4,5-Trichlorophenol	12.87	196	16363	11.61	ng	97
45) 1,1'-Biphenyl	13.20	154	45041	9.88	ng	99
46) 2-Chloronaphthalene	13.24	162	37301	10.17	ng	91
47) 2-Nitroaniline	13.45	65	10901	8.95	ng	# 86
48) Acenaphthylene	14.09	152	64216	10.90	ng	98
49) Dimethylphthalate	13.82	163	48595	9.81	ng	# 95
50) 2,6-Dinitrotoluene	13.95	165	9560	8.52	ng	# 87
51) Acenaphthene	14.43	154	36727	9.67	ng	90
52) 3-Nitroaniline	14.27	138	9161	8.12	ng	91
53) 2,4-Dinitrophenol	14.49	184	2217	3.83	ng	# 89
54) Dibenzofuran	14.77	168	61704	11.00	ng	96
55) 4-Nitrophenol	14.59	139	7804	8.86	ng	# 84
56) 2,4-Dinitrotoluene	14.73	165	14171	9.06	ng	87
57) Fluorene	15.41	166	47405	9.78	ng	97
58) 2,3,4,6-Tetrachlorophenol	15.00	232	18553	13.66	ng	# 94
59) Diethylphthalate	15.19	149	52488	10.42	ng	93
60) 4-Chlorophenyl-phenylether	15.41	204	32316	12.66	ng	96
61) 4-Nitroaniline	15.44	138	10829	8.16	ng	96
62) Azobenzene	15.70	77	59282	12.04	ng	96
64) 4,6-Dinitro-2-methylphenol	15.50	198	8781	8.21	ng	96
65) n-Nitrosodiphenylamine	15.63	169	48208	9.72	ng	90
66) 4-Bromophenyl-phenylether	16.31	248	23735	12.14	ng	# 79
67) Hexachlorobenzene	16.42	284	24913	12.04	ng	96
68) Atrazine	16.58	200	21417	12.11	ng	92
69) Pentachlorophenol	16.77	266	11437	9.45	ng	95
70) Phenanthrene	17.15	178	87410	9.72	ng	97
71) Anthracene	17.24	178	87575	9.70	ng	96
72) Carbazole	17.52	167	84008	9.66	ng	98
73) Di-n-butylphthalate	18.08	149	98230	9.35	ng	100
74) Fluoranthene	19.17	202	135443	11.97	ng	97
76) Benzidine	19.36	184	63231	10.09	ng	# 94
77) Pyrene	19.53	202	142816	10.50	ng	97
79) Butylbenzylphthalate	20.43	149	52750	8.99	ng	91
80) Benzo(a)anthracene	21.28	228	165187	11.41	ng	99
81) 3,3'-Dichlorobenzidine	21.21	252	54410	9.92	ng	97
82) Chrysene	21.33	228	144617	10.81	ng	98
83) Bis(2-ethylhexyl)phthalate	21.21	149	74933	8.91	ng	97
84) Di-n-octyl phthalate	22.09	149	123846	8.94	ng	99
85) Indeno(1,2,3-cd)pyrene	25.86	276	164905	10.95	ng	99
87) Benzo(b)fluoranthene	22.88	252	157274	10.46	ng	97
88) Benzo(k)fluoranthene	22.88	252	157274	10.65	ng	96
89) Benzo(a)pyrene	23.46	252	142555	10.21	ng	100
90) Dibenzo(a,h)anthracene	25.87	278	138630	10.37	ng	96
91) Benzo(g,h,i)perylene	26.57	276	137382	10.29	ng	97

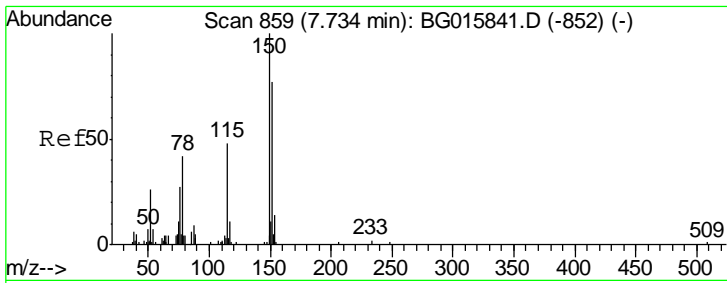
(#) = qualifier out of range (m) = manual integration (+) = signals summed

Data Path : Z:\HPCHEM1\BNA_G\DATA\BG010515\
 Data File : BG015839.D
 Acq On : 5 Jan 2015 12:40
 Operator : TP/IZ
 Sample : SSTDICC010
 Misc :
 ALS Vial : 3 Sample Multiplier: 1

Instrument :
 BNA_G
 Lab Sample ID :
 SSTDICC010

Quant Time: Jan 06 03:08:58 2015
 Quant Method : Z:\HPCHEM1\BNA_G\METHODS\8270-BG010515.M
 Quant Title : ASP BNA STANDARDS FOR 5 POINT CALIBRATION
 QLast Update : Tue Jan 06 02:59:17 2015
 Response via : Initial Calibration

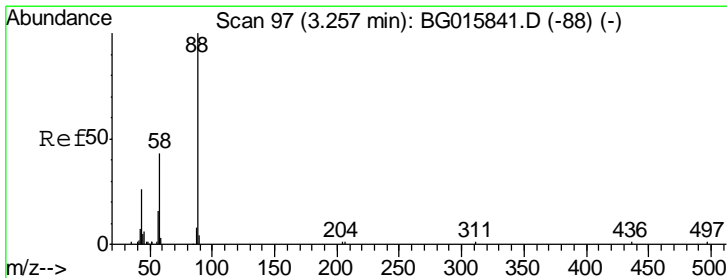
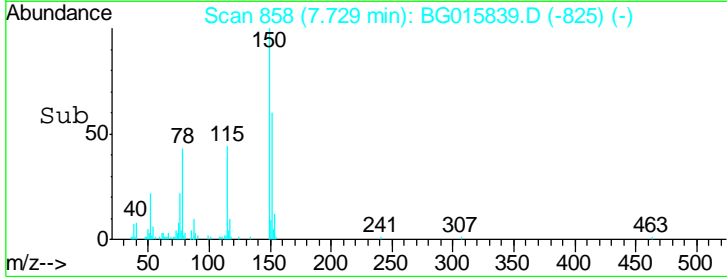
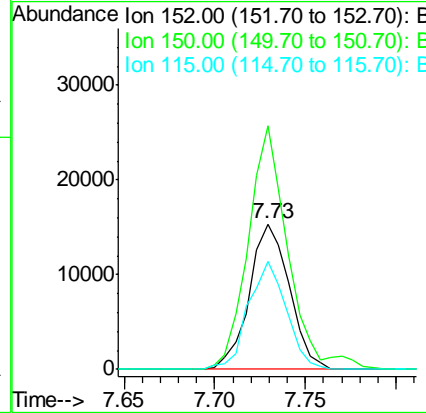
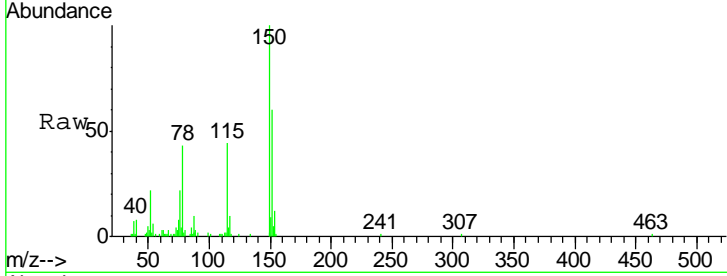




#1
 1,4-Dichlorobenzene-d4
 Concen: 20.00 ng
 RT: 7.73 min Scan# 858
 Delta R.T. -0.01 min
 Lab File: BG015839.D
 Acq: 5 Jan 2015 12:40

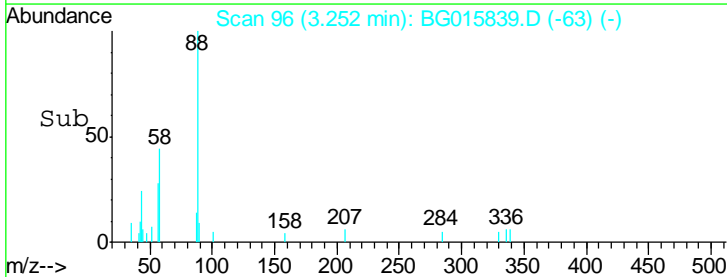
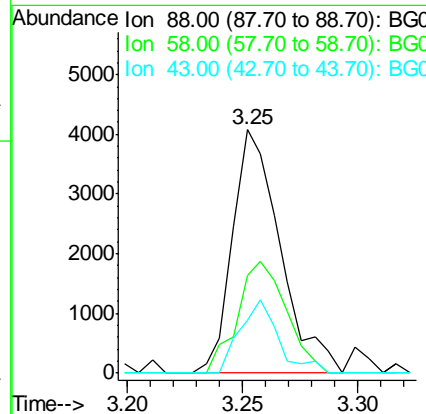
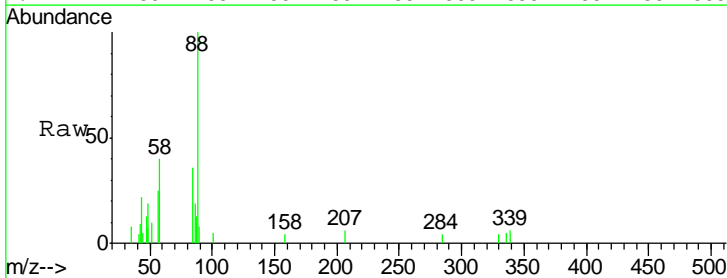
Instrument :
 BNA_G
LabSampleId :
 SSTDICC010

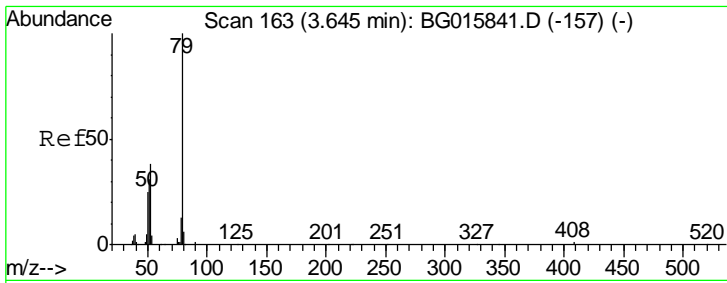
Tgt Ion	Resp	Lower	Upper
152	23544		
152	100		
150	167.6	103.9	155.9#
115	74.3	50.2	75.2



#2
 1,4-Dioxane
 Concen: 9.64 ng
 RT: 3.25 min Scan# 96
 Delta R.T. -0.01 min
 Lab File: BG015839.D
 Acq: 5 Jan 2015 12:40

Tgt Ion	Resp	Lower	Upper
88	5864		
88	100		
58	47.1	37.9	56.9
43	24.4	20.7	31.1

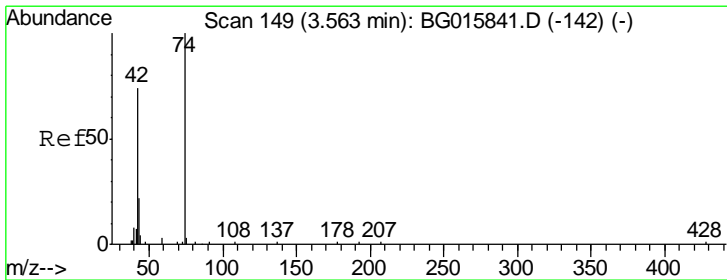
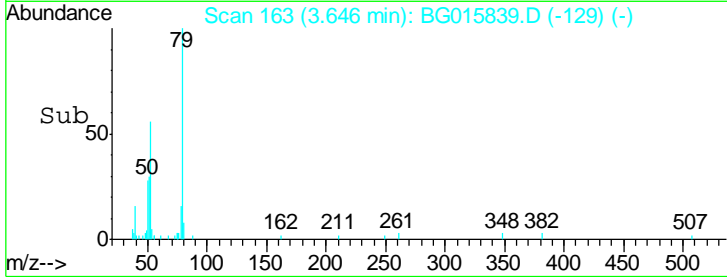
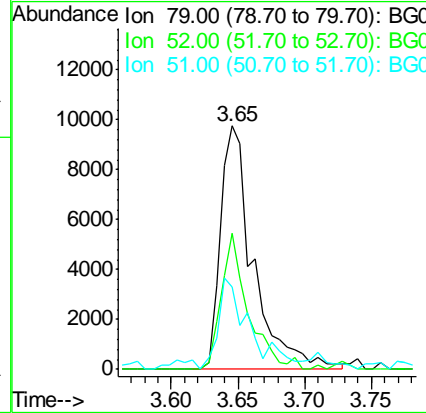
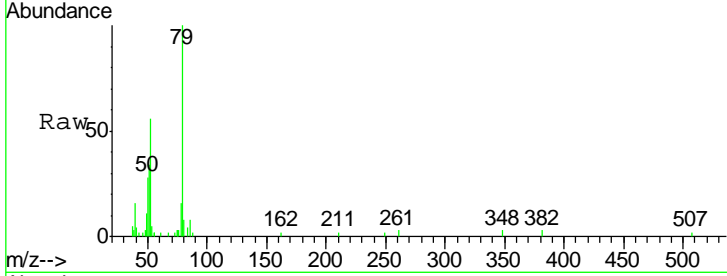




#3
 Pyridine
 Concen: 9.80 ng
 RT: 3.65 min Scan# 163
 Delta R.T. 0.00 min
 Lab File: BG015839.D
 Acq: 5 Jan 2015 12:40

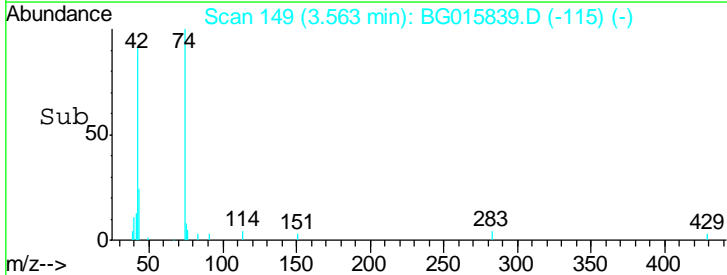
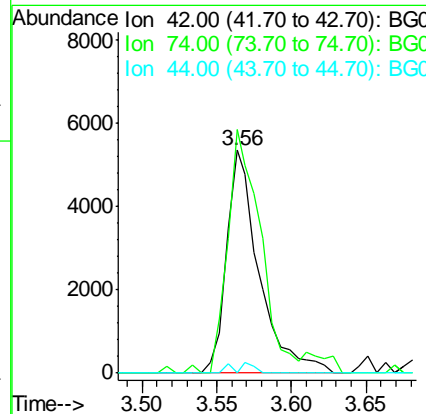
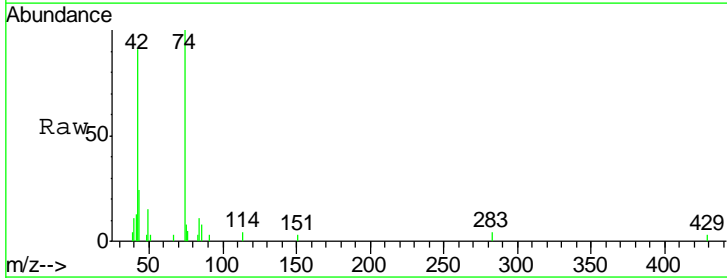
Instrument :
 BNA_G
 LabSampleId :
 SSTDICC010

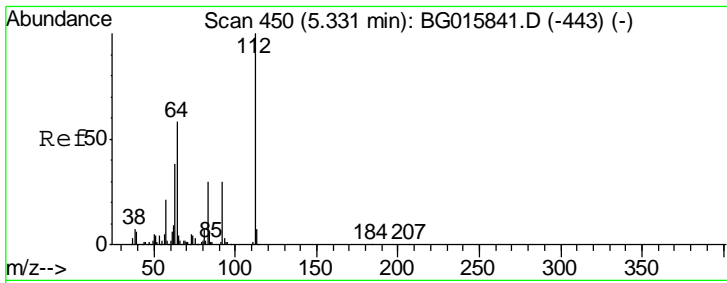
Tgt Ion	Resp	Lower	Upper
79	16821		
52	56.2	30.6	46.0#
51	34.0	24.9	37.3



#4
 n-Nitrosodimethylamine
 Concen: 9.72 ng
 RT: 3.56 min Scan# 149
 Delta R.T. 0.00 min
 Lab File: BG015839.D
 Acq: 5 Jan 2015 12:40

Tgt Ion	Resp	Lower	Upper
42	8151		
74	109.4	108.8	163.2
44	0.0	4.4	6.6#

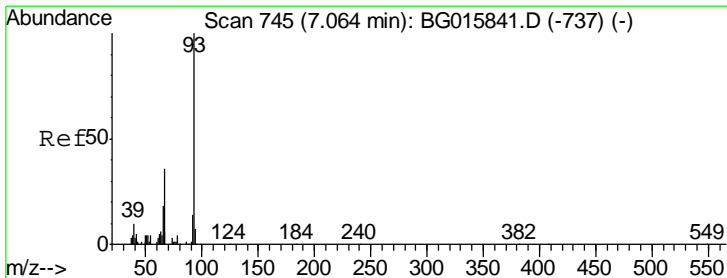
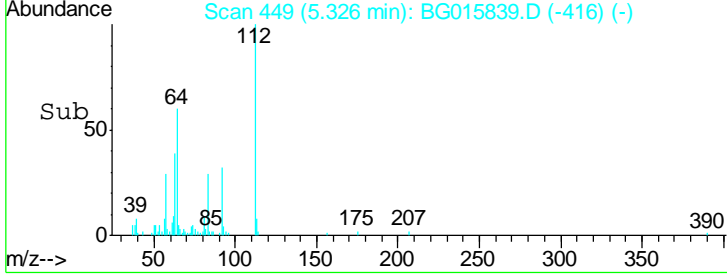
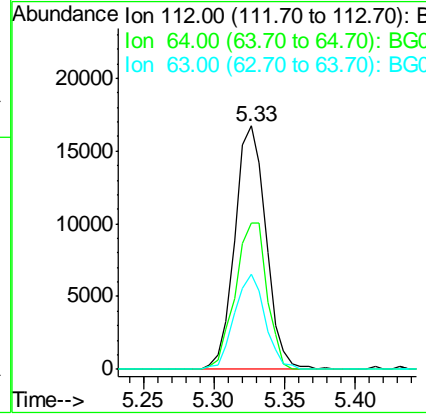
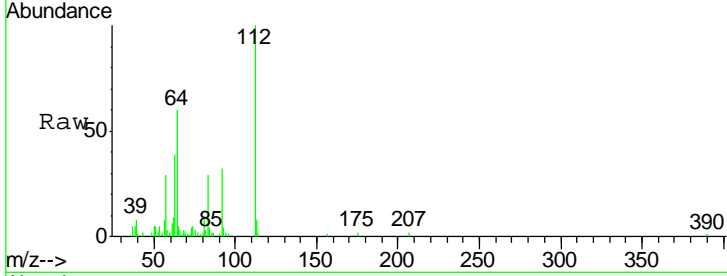




#5
 2-Fluorophenol
 Concen: 9.16 ng
 RT: 5.33 min Scan# 449
 Delta R.T. -0.01 min
 Lab File: BG015839.D
 Acq: 5 Jan 2015 12:40

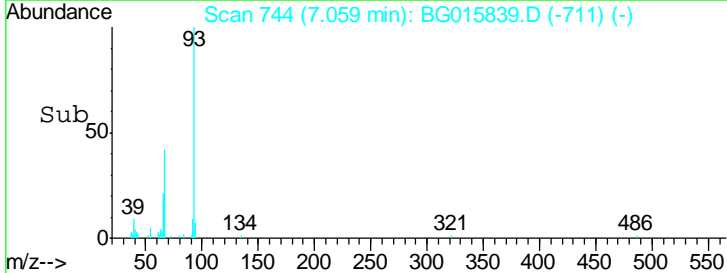
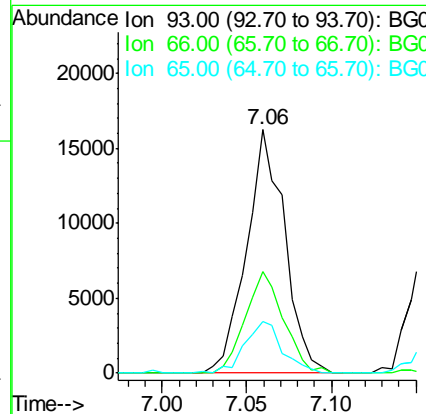
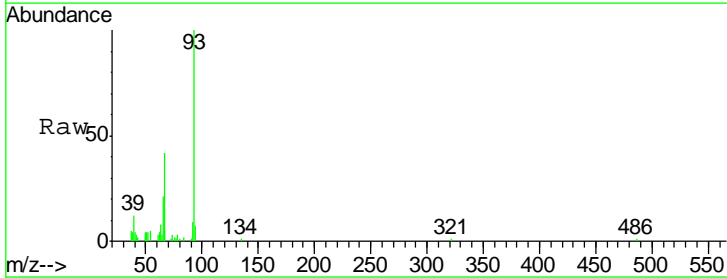
Instrument :
 BNA_G
LabSampleId :
 SSTDICC010

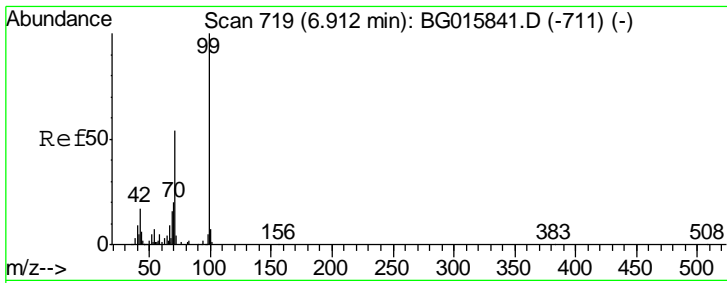
Tgt Ion	Resp	Lower	Upper
112	100		
64	60.2	46.8	70.2
63	39.2	30.6	45.8



#6
 Aniline
 Concen: 10.27 ng
 RT: 7.06 min Scan# 744
 Delta R.T. -0.01 min
 Lab File: BG015839.D
 Acq: 5 Jan 2015 12:40

Tgt Ion	Resp	Lower	Upper
93	100		
66	41.5	28.7	43.1
65	21.1	14.7	22.1

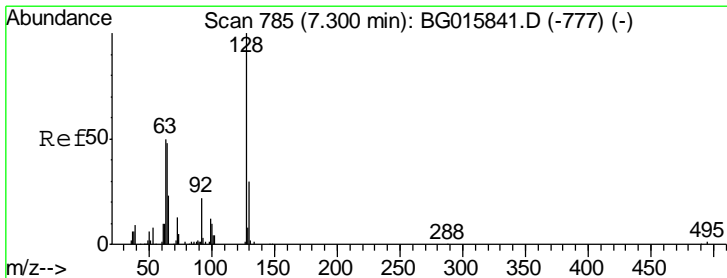

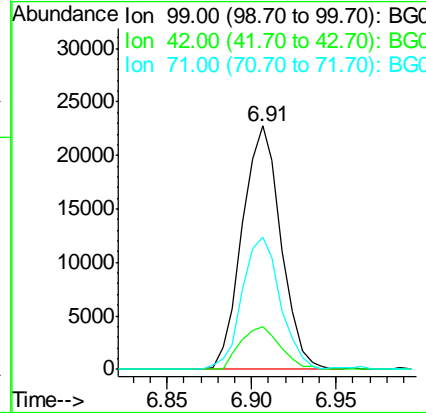
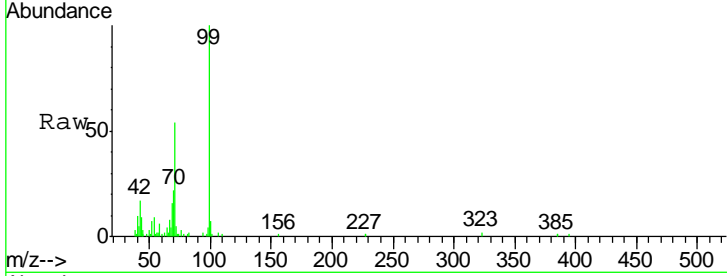




#7
 Phenol-d6
 Concen: 9.64 ng
 RT: 6.91 min Scan# 718
 Delta R.T. -0.01 min
 Lab File: BG015839.D
 Acq: 5 Jan 2015 12:40

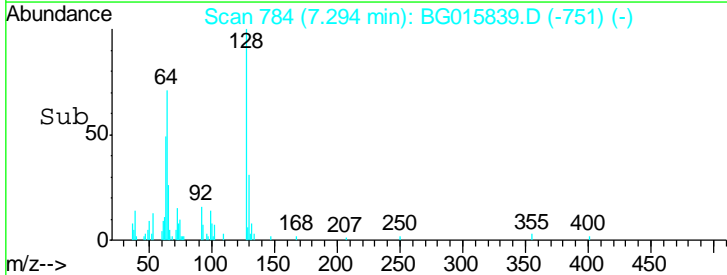
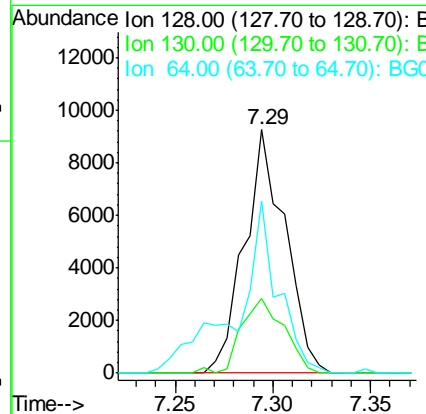
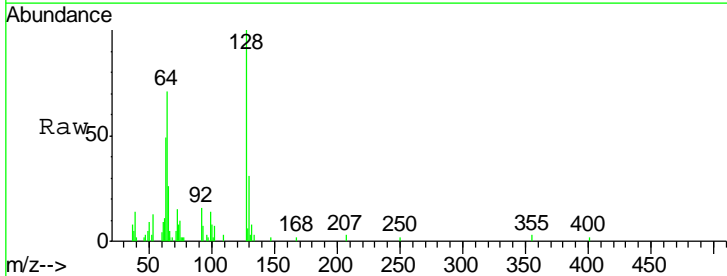
Instrument :
 BNA_G
LabSampleId :
 SSTDICC010

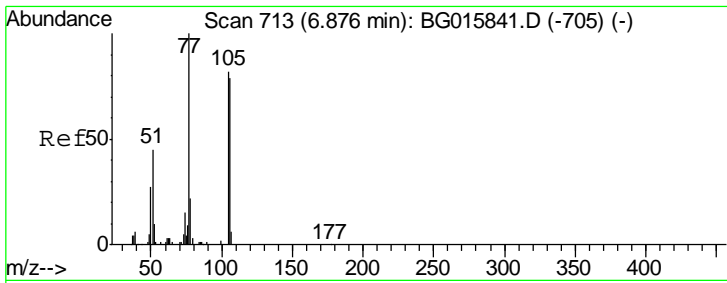
Tgt Ion	Resp	Lower	Upper
99	36220		
42	17.3	13.8	20.8
71	54.1	42.8	64.2



#8
 2-Chlorophenol
 Concen: 8.72 ng
 RT: 7.29 min Scan# 784
 Delta R.T. -0.01 min
 Lab File: BG015839.D
 Acq: 5 Jan 2015 12:40

Tgt Ion	Resp	Lower	Upper
128	13357		
130	30.6	10.6	50.6
64	70.6	36.4	76.4

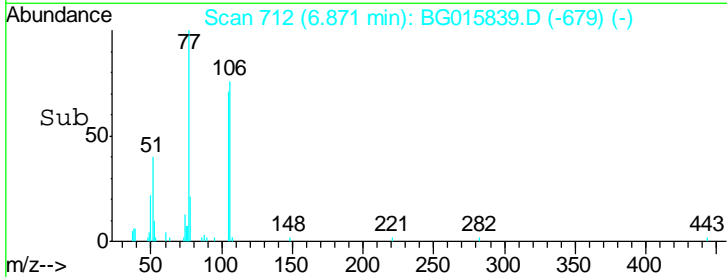
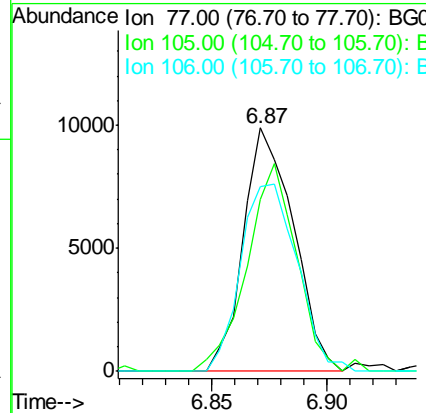
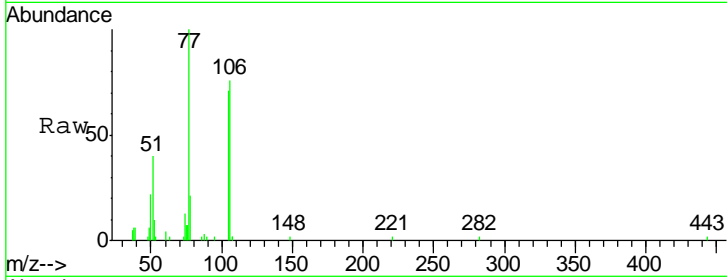




#9
Benzaldehyde
Concen: 14.13 ng
RT: 6.87 min Scan# 712
Delta R.T. -0.01 min
Lab File: BG015839.D
Acq: 5 Jan 2015 12:40

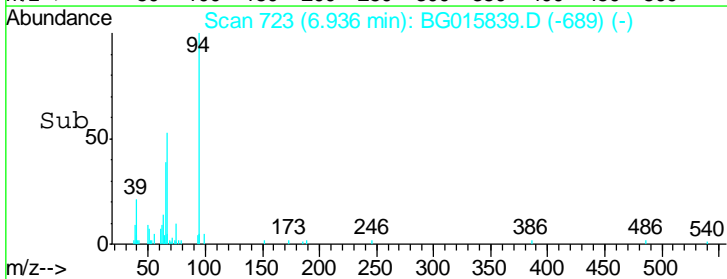
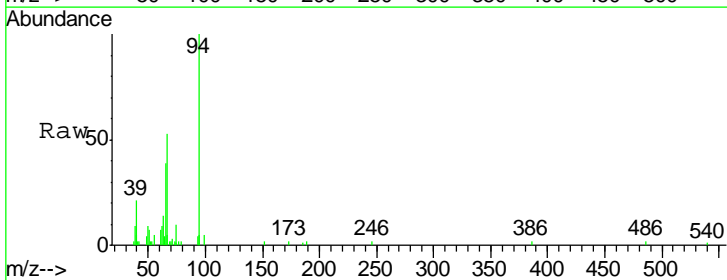
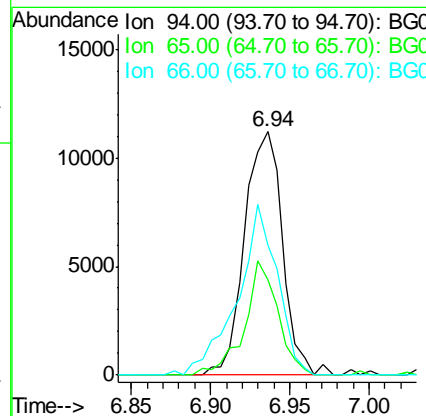
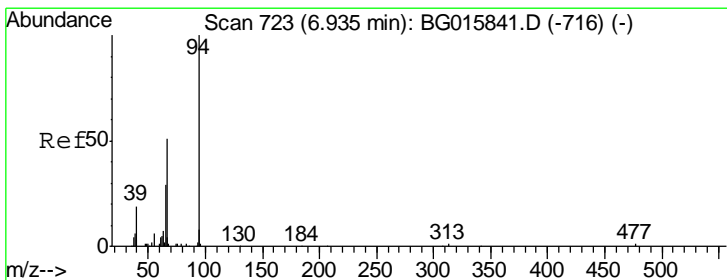
Instrument :
BNA_G
LabSampleId :
SSTDIC010

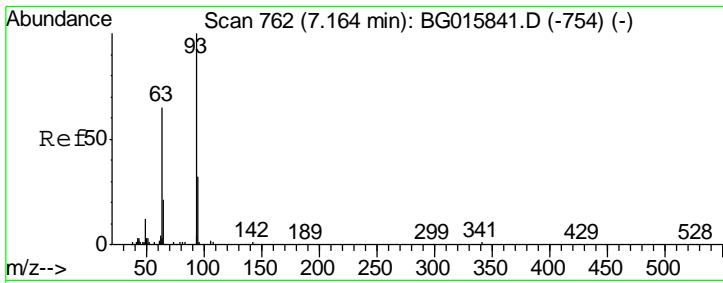
Tgt Ion	Resp	Lower	Upper
77	14925		
105	70.6	62.4	102.4
106	75.8	59.5	99.5



#10
Phenol
Concen: 9.38 ng
RT: 6.94 min Scan# 723
Delta R.T. 0.00 min
Lab File: BG015839.D
Acq: 5 Jan 2015 12:40

Tgt Ion	Resp	Lower	Upper
94	18670		
65	38.9	9.7	49.7
66	53.3	33.8	73.8

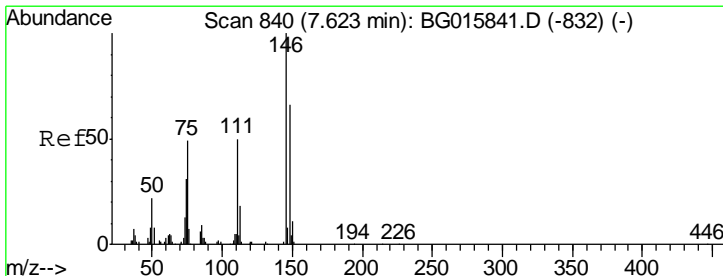
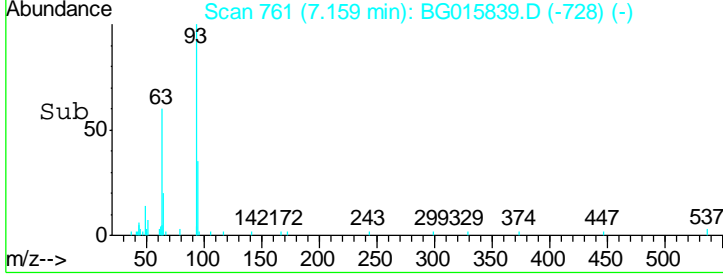
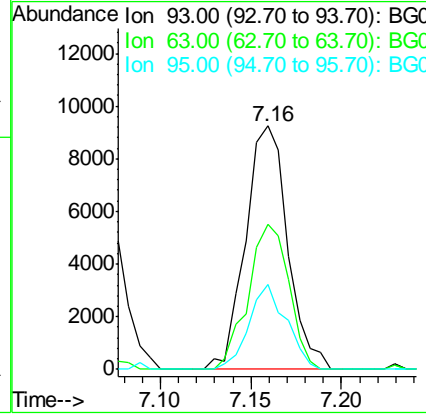
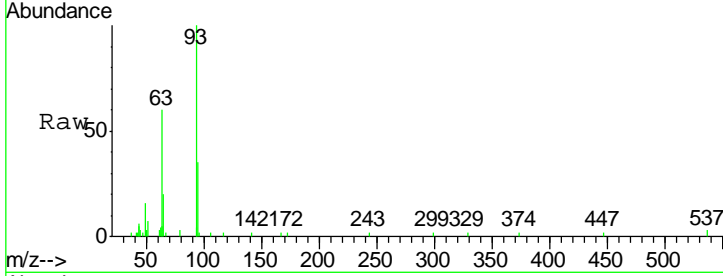




#11
 bis(2-Chloroethyl)ether
 Concen: 10.19 ng
 RT: 7.16 min Scan# 761
 Delta R.T. -0.01 min
 Lab File: BG015839.D
 Acq: 5 Jan 2015 12:40

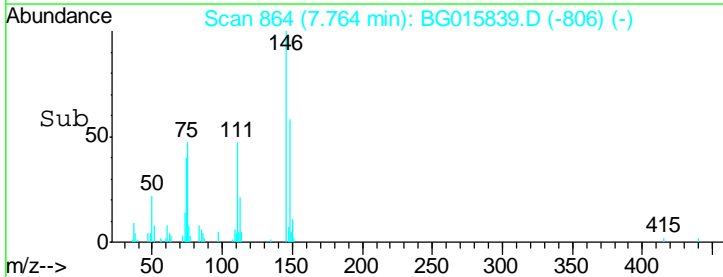
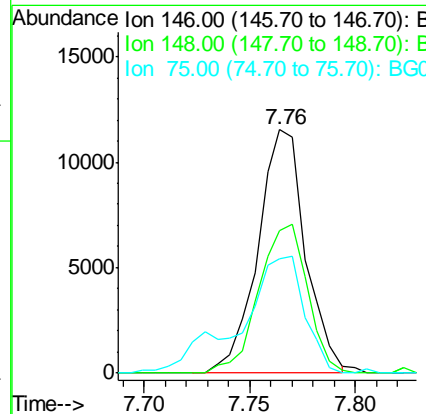
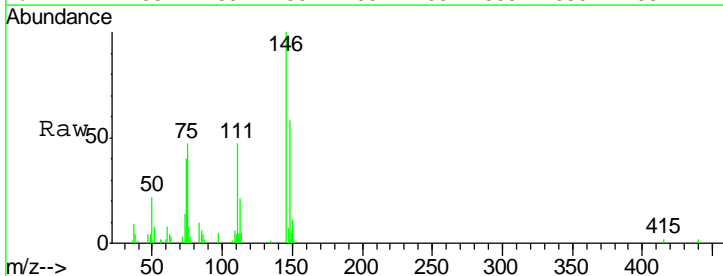
Instrument :
 BNA_G
LabSampleId :
 SSTDICC010

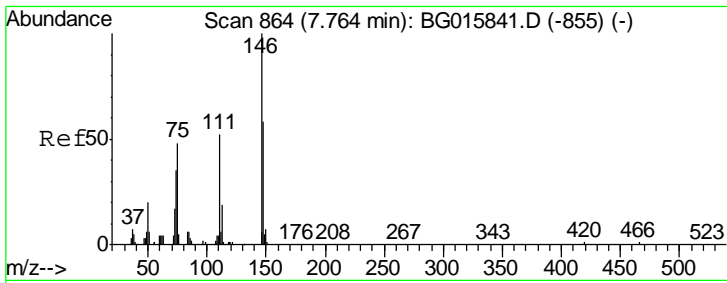
Tgt Ion	Resp	Lower	Upper
93	14920		
63	59.7	45.1	85.1
95	35.0	12.1	52.1



#12
 1,3-Dichlorobenzene
 Concen: 10.52 ng
 RT: 7.76 min Scan# 864
 Delta R.T. 0.14 min
 Lab File: BG015839.D
 Acq: 5 Jan 2015 12:40

Tgt Ion	Resp	Lower	Upper
146	18062		
148	58.5	52.5	78.7
75	46.8	38.9	58.3

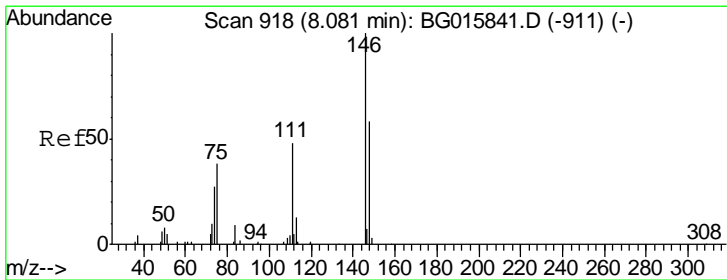
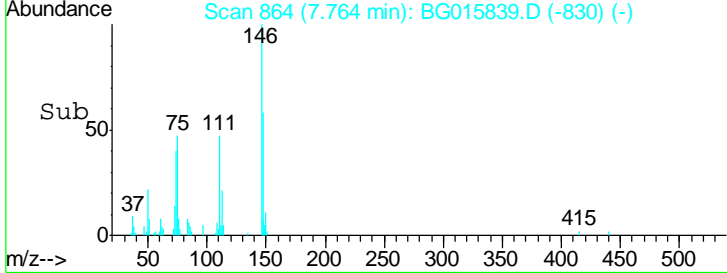
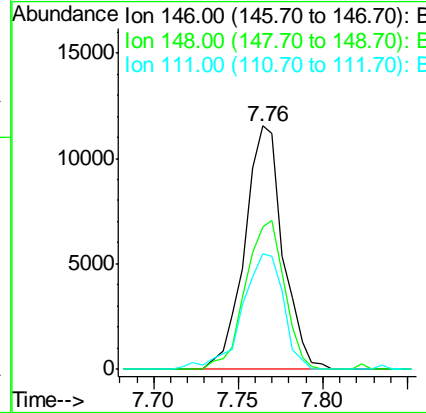
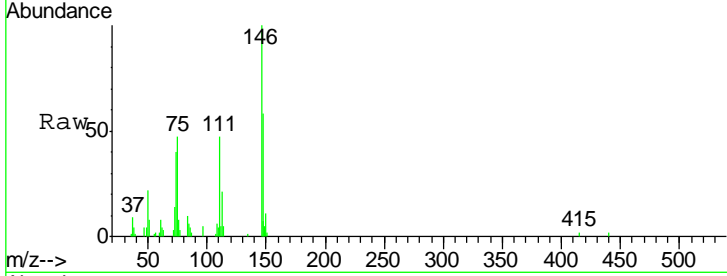




#13
 1,4-Dichlorobenzene
 Concen: 10.07 ng
 RT: 7.76 min Scan# 864
 Delta R.T. 0.00 min
 Lab File: BG015839.D
 Acq: 5 Jan 2015 12:40

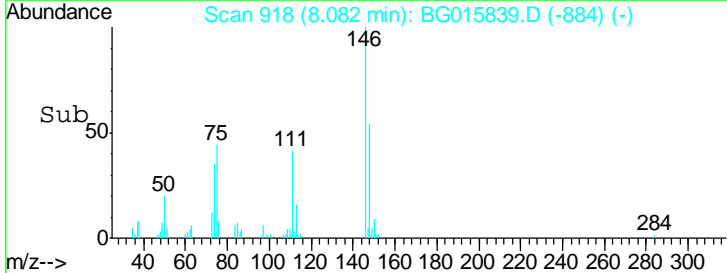
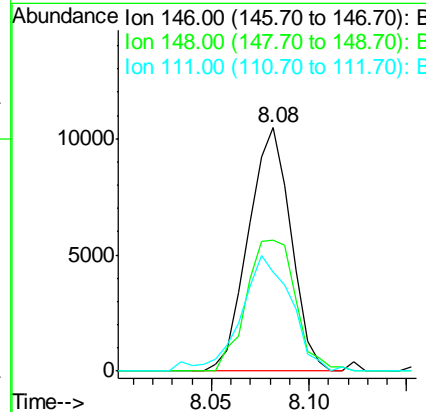
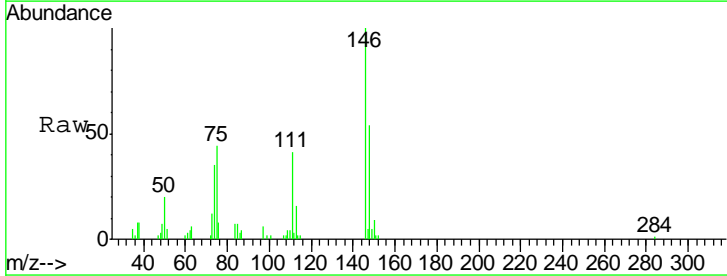
Instrument :
 BNA_G
LabSampleId :
 SSTDICC010

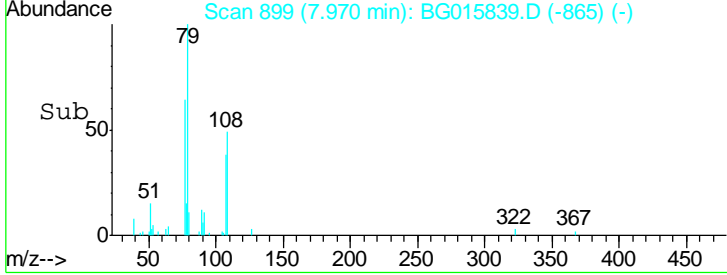
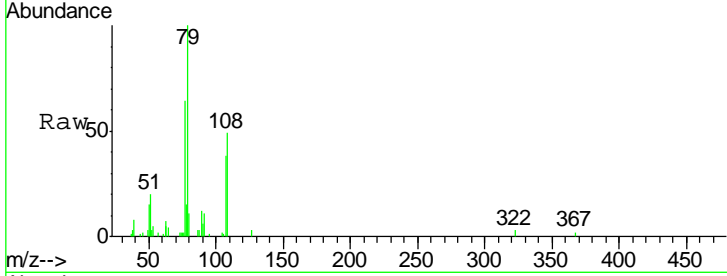
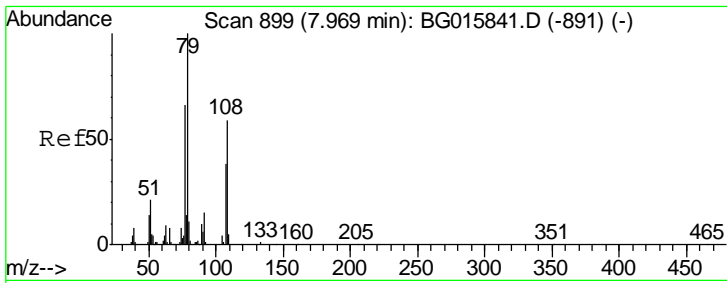
Tgt Ion	Resp	Lower	Upper
146	18149		
148	58.5	46.5	69.7
111	47.4	41.8	62.6



#14
 1,2-Dichlorobenzene
 Concen: 9.22 ng
 RT: 8.08 min Scan# 918
 Delta R.T. 0.00 min
 Lab File: BG015839.D
 Acq: 5 Jan 2015 12:40

Tgt Ion	Resp	Lower	Upper
146	15723		
148	53.6	46.7	70.1
111	40.5	39.6	59.4

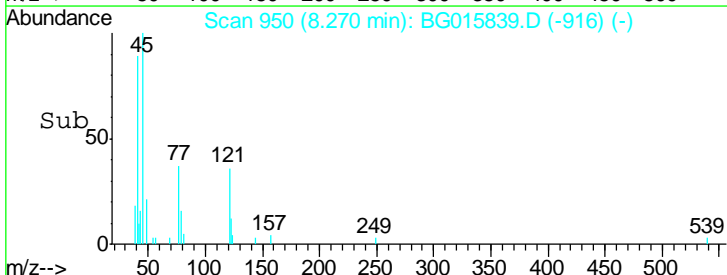
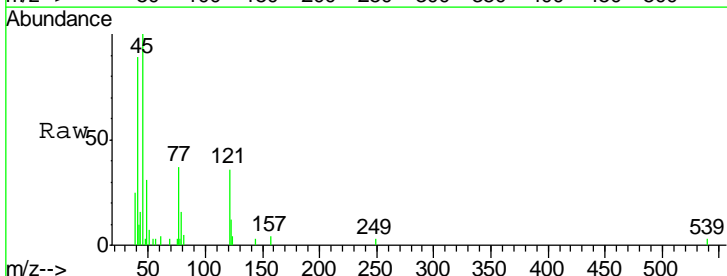
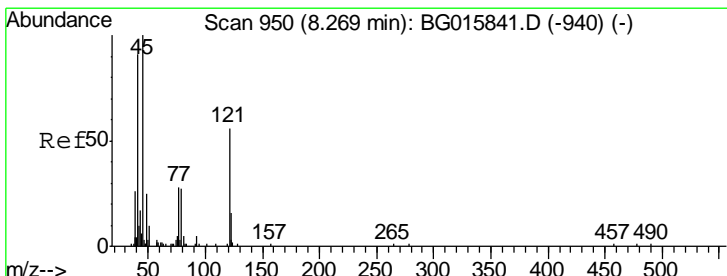
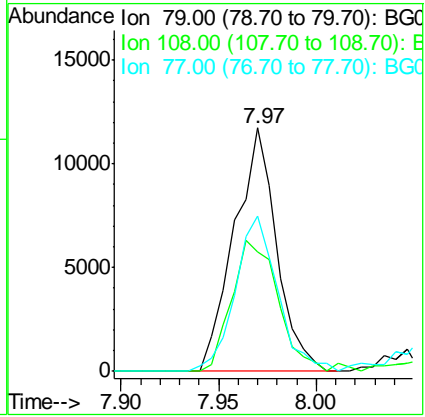




#15
 Benzyl Alcohol
 Concen: 10.85 ng
 RT: 7.97 min Scan# 899
 Delta R.T. 0.00 min
 Lab File: BG015839.D
 Acq: 5 Jan 2015 12:40

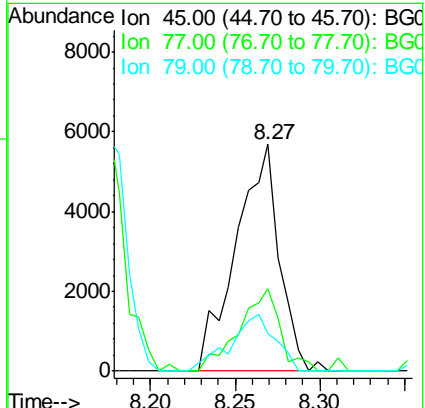
Tgt Ion	Resp	Lower	Upper
79	100		
108	49.1	47.0	70.4
77	64.0	53.1	79.7

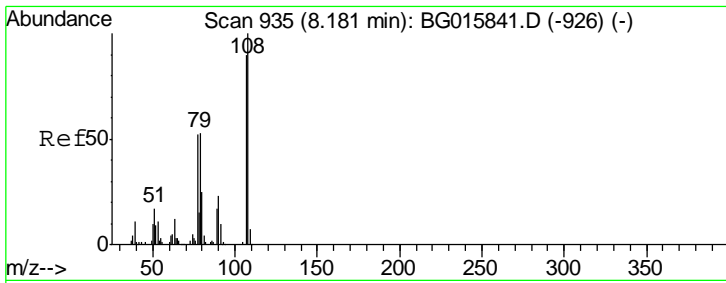
Instrument :
 BNA_G
 LabSampleId :
 SSTDICC010



#16
 2,2'-oxybis(1-Chloropropane)
 Concen: 8.74 ng
 RT: 8.27 min Scan# 950
 Delta R.T. 0.00 min
 Lab File: BG015839.D
 Acq: 5 Jan 2015 12:40

Tgt Ion	Resp	Lower	Upper
45	100		
77	36.5	9.7	49.7
79	16.5	7.8	47.8

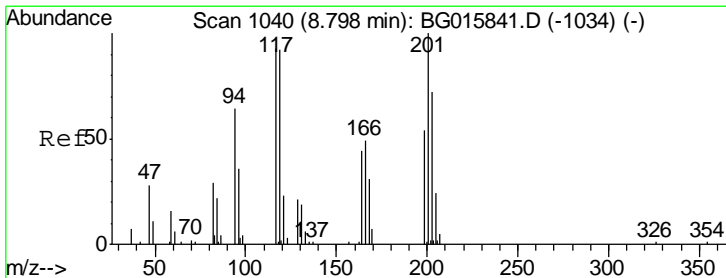
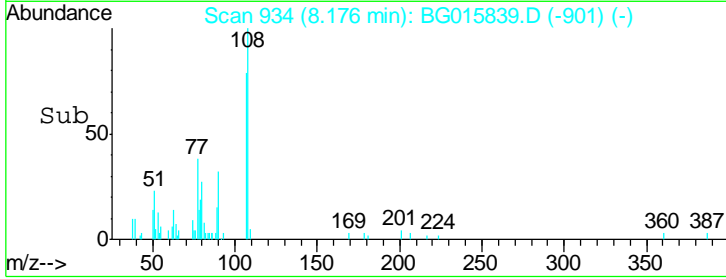
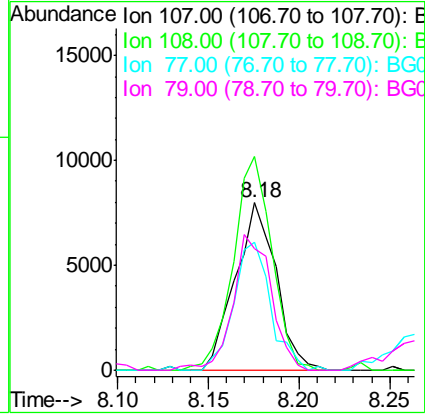
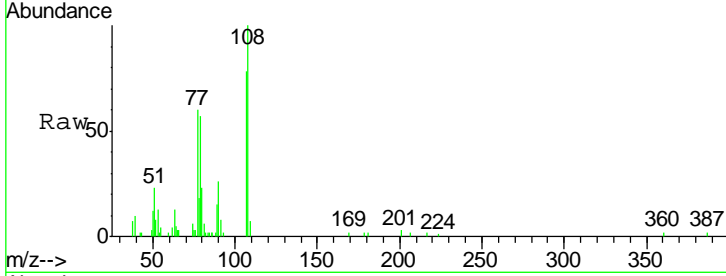




#17
 2-Methylphenol
 Concen: 9.31 ng
 RT: 8.18 min Scan# 934
 Delta R.T. -0.01 min
 Lab File: BG015839.D
 Acq: 5 Jan 2015 12:40

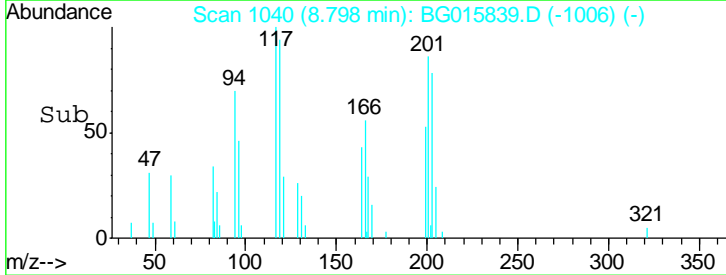
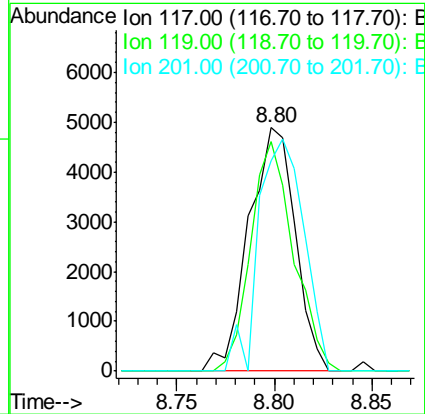
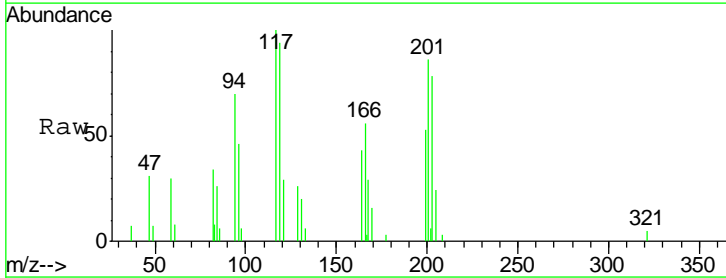
Instrument :
 BNA_G
 LabSampleId :
 SSTDICC010

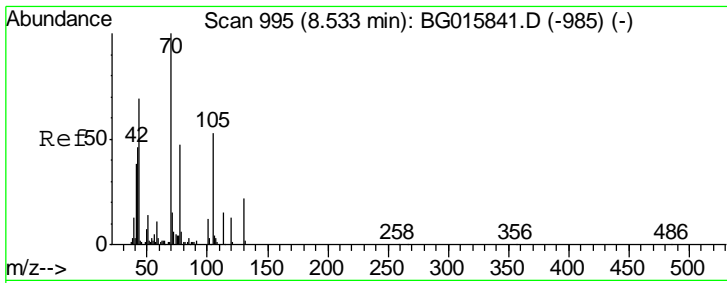
Tgt Ion	Resp	Lower	Upper
107	12446		
107	100		
108	127.8	88.9	133.3
77	76.6	46.6	69.8#
79	73.1	47.6	71.4#



#18
 Hexachloroethane
 Concen: 11.94 ng
 RT: 8.80 min Scan# 1040
 Delta R.T. 0.00 min
 Lab File: BG015839.D
 Acq: 5 Jan 2015 12:40

Tgt Ion	Resp	Lower	Upper
117	8053		
117	100		
119	94.3	79.5	119.3
201	86.4	84.8	127.2

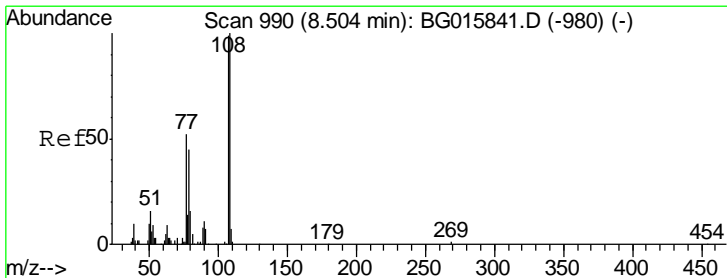
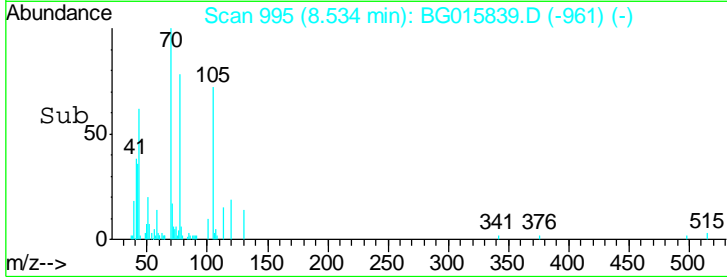
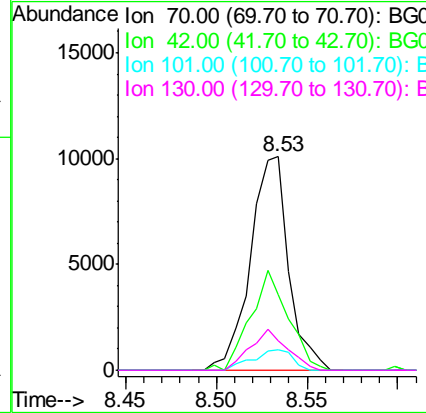
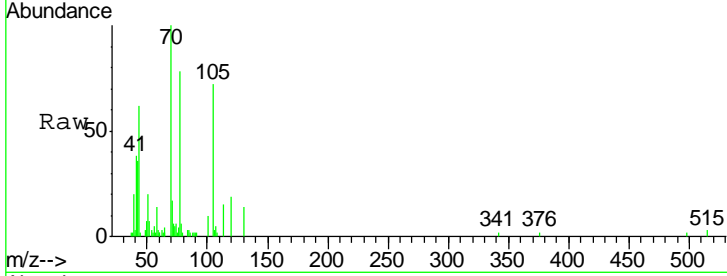




#19
 n-Nitroso-di-n-propylamine
 Concen: 11.24 ng
 RT: 8.53 min Scan# 995
 Delta R.T. 0.00 min
 Lab File: BG015839.D
 Acq: 5 Jan 2015 12:40

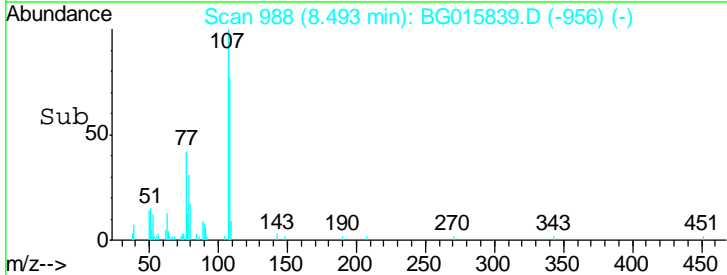
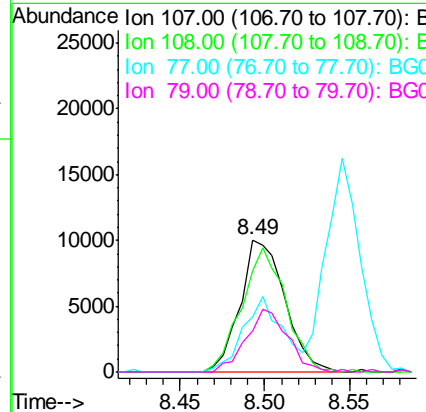
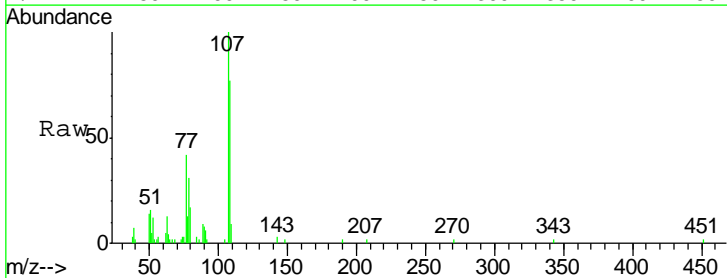
Instrument :
 BNA_G
LabSampleId :
 SSTDICC010

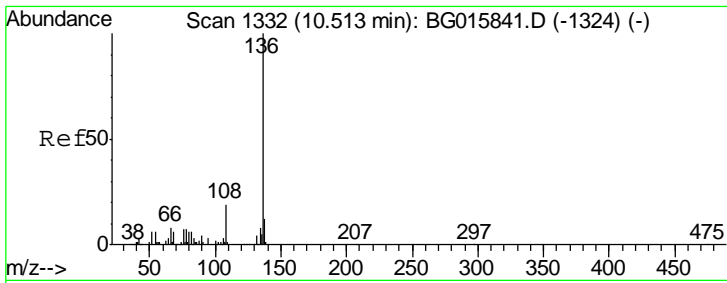
Tgt Ion	Resp	Lower	Upper
70	14882		
42	35.6	36.6	54.8#
101	9.8	9.4	14.2
130	13.9	17.4	26.2#



#20
 3+4-Methylphenols
 Concen: 10.28 ng
 RT: 8.49 min Scan# 988
 Delta R.T. -0.01 min
 Lab File: BG015839.D
 Acq: 5 Jan 2015 12:40

Tgt Ion	Resp	Lower	Upper
107	18394		
108	76.8	80.9	120.9#
77	42.1	32.1	72.1
79	30.7	24.9	64.9

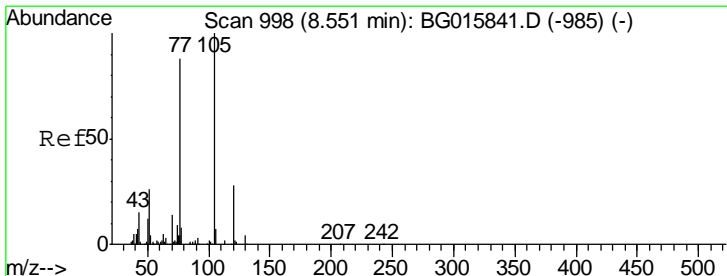
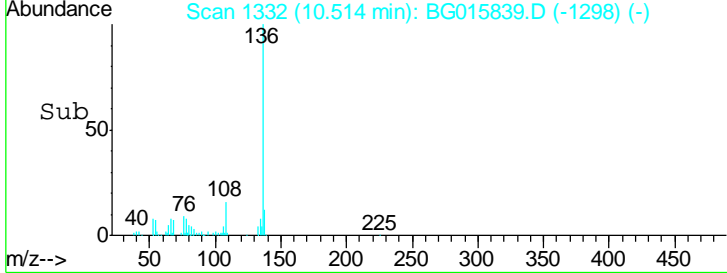
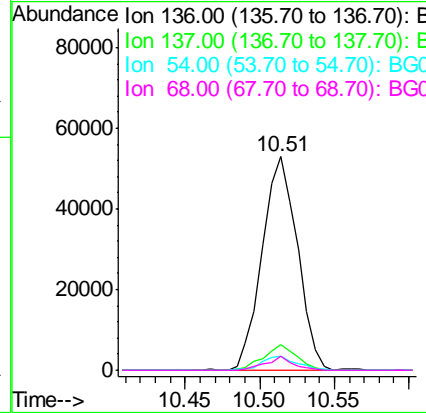
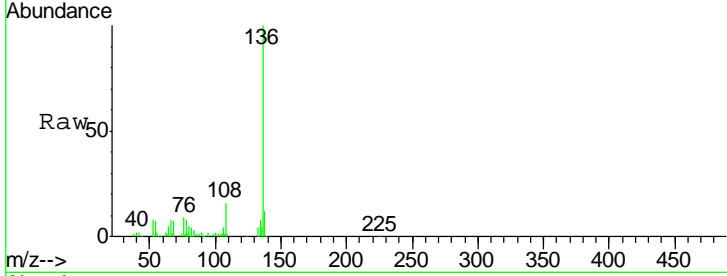




#21
 Naphthalene-d8
 Concen: 20.00 ng
 RT: 10.51 min Scan# 1332
 Delta R.T. 0.00 min
 Lab File: BG015839.D
 Acq: 5 Jan 2015 12:40

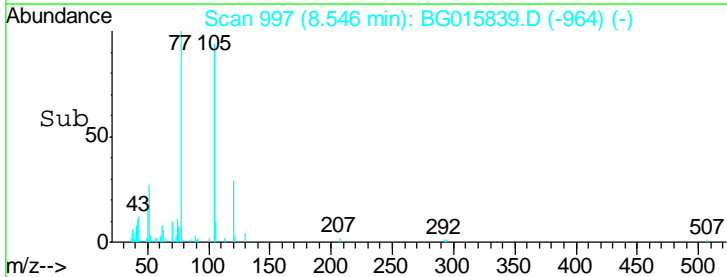
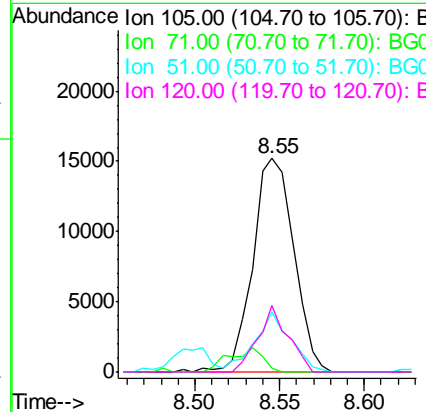
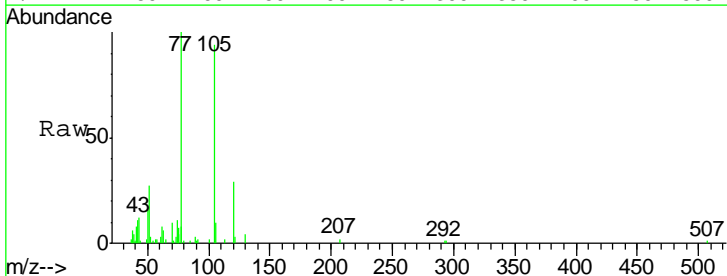
Instrument :
 BNA_G
 LabSampleId :
 SSTDICC010

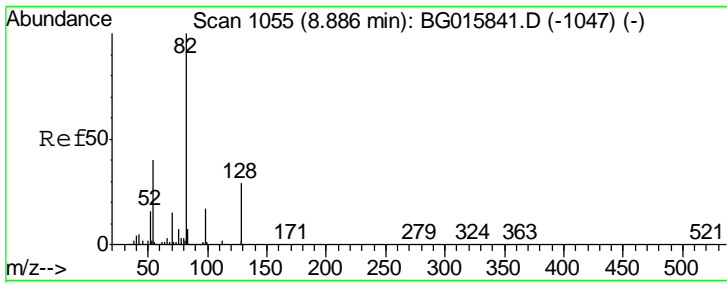
Tgt Ion	Resp	Lower	Upper
136	100		
137	11.7	9.6	14.4
54	6.9	4.5	6.7#
68	6.7	5.0	7.4



#22
 Acetophenone
 Concen: 11.32 ng
 RT: 8.55 min Scan# 997
 Delta R.T. -0.01 min
 Lab File: BG015839.D
 Acq: 5 Jan 2015 12:40

Tgt Ion	Resp	Lower	Upper
105	100		
71	1.6	0.9	1.3#
51	28.4	21.4	32.2
120	31.0	22.5	33.7

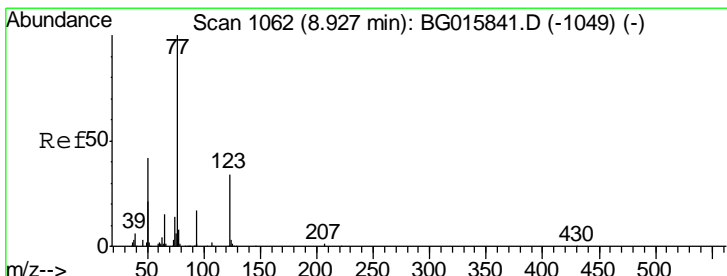
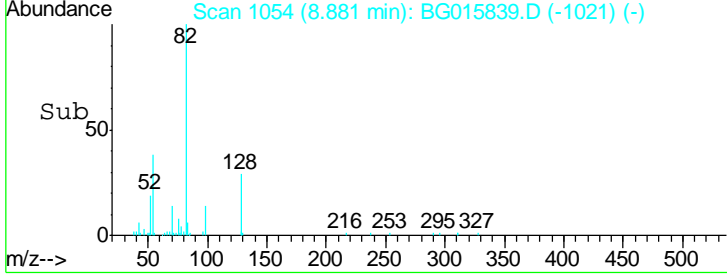
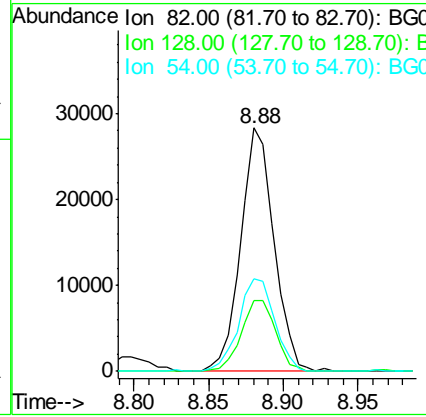
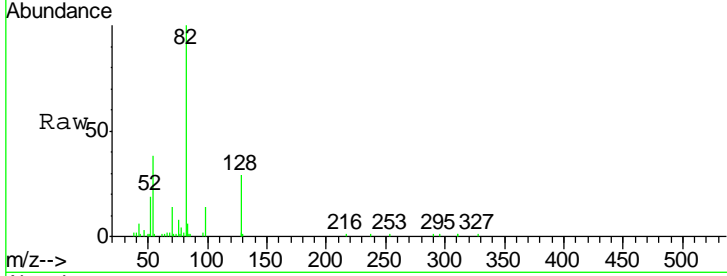




#23
 Nitrobenzene-d5
 Concen: 12.21 ng
 RT: 8.88 min Scan# 1054
 Delta R.T. -0.01 min
 Lab File: BG015839.D
 Acq: 5 Jan 2015 12:40

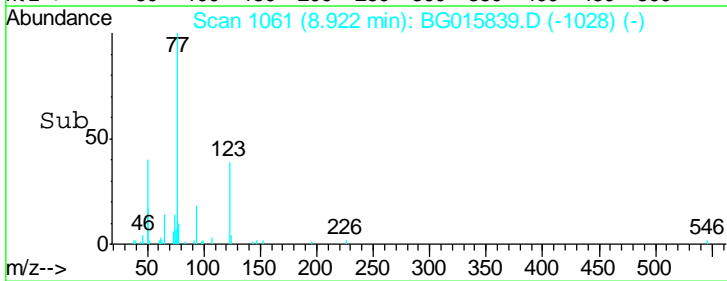
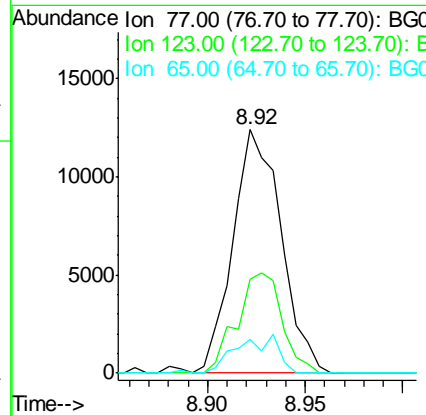
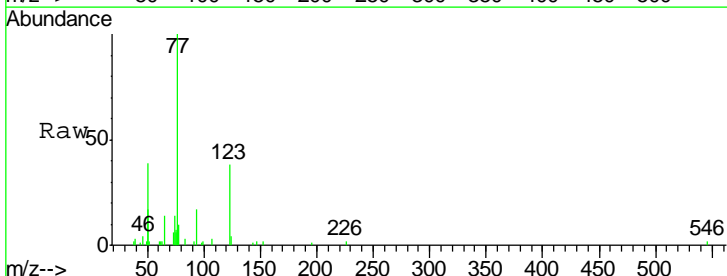
Instrument :
 BNA_G
LabSampleId :
 SSTDICC010

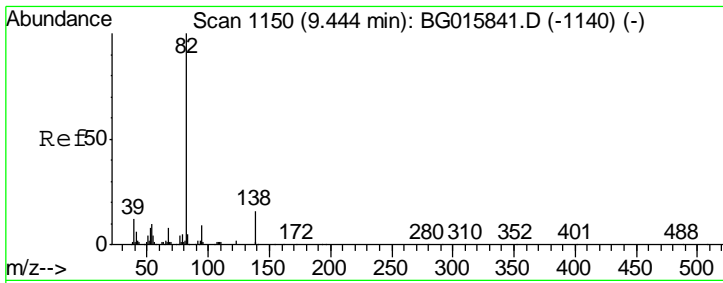
Tgt Ion	Resp	Lower	Upper
82	43840		
128	29.3	23.4	35.0
54	37.8	32.3	48.5



#24
 Nitrobenzene
 Concen: 10.83 ng
 RT: 8.92 min Scan# 1061
 Delta R.T. -0.01 min
 Lab File: BG015839.D
 Acq: 5 Jan 2015 12:40

Tgt Ion	Resp	Lower	Upper
77	21219		
123	38.5	27.0	40.4
65	14.1	12.0	18.0

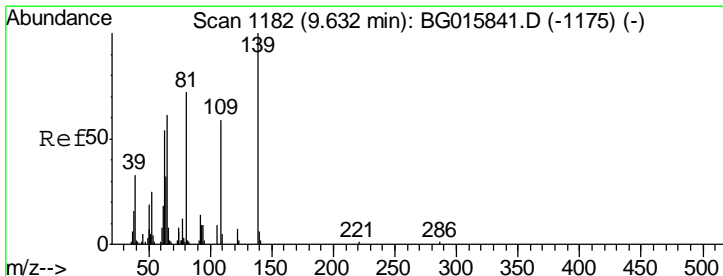
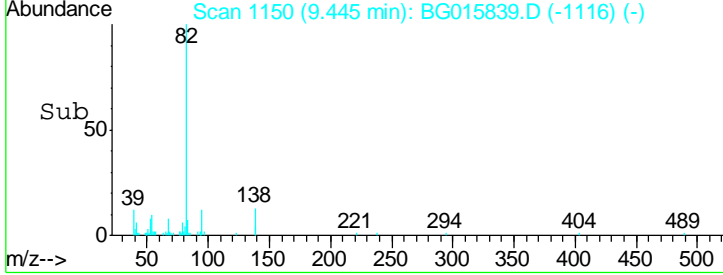
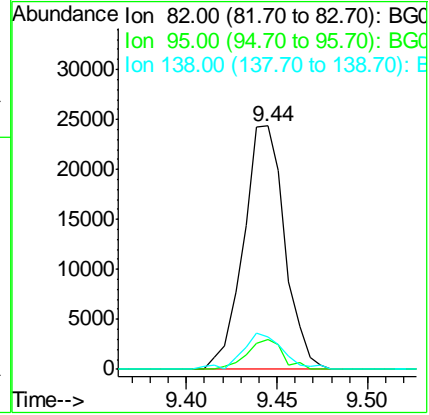
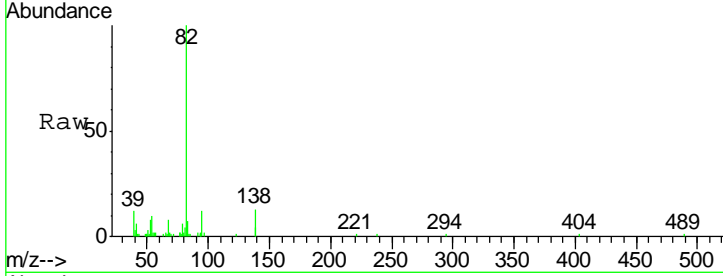




#25
 Isophorone
 Concen: 11.18 ng
 RT: 9.44 min Scan# 1150
 Delta R.T. 0.00 min
 Lab File: BG015839.D
 Acq: 5 Jan 2015 12:40

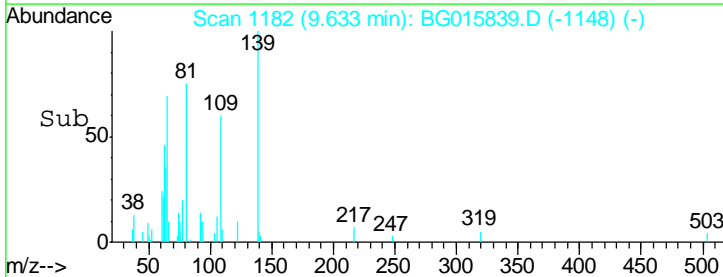
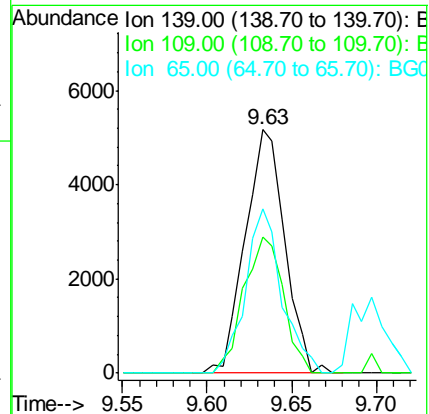
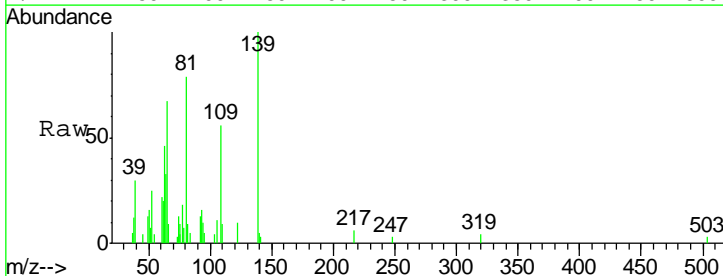
Instrument :
 BNA_G
LabSampleId :
 SSTDICC010

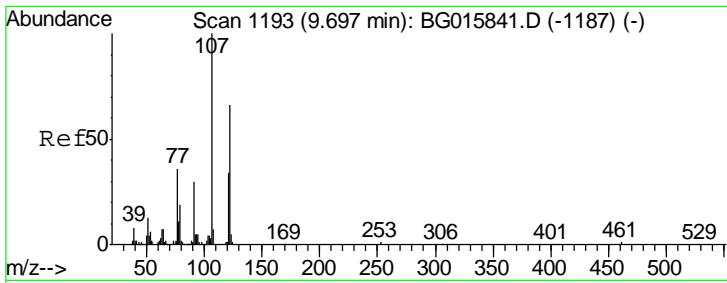
Tgt Ion	Resp	Lower	Upper
82	38356		
95	12.4	7.5	11.3#
138	13.3	12.6	18.8



#26
 2-Nitrophenol
 Concen: 10.61 ng
 RT: 9.63 min Scan# 1182
 Delta R.T. 0.00 min
 Lab File: BG015839.D
 Acq: 5 Jan 2015 12:40

Tgt Ion	Resp	Lower	Upper
139	8408		
109	53.7	47.0	70.4
65	64.5	48.5	72.7

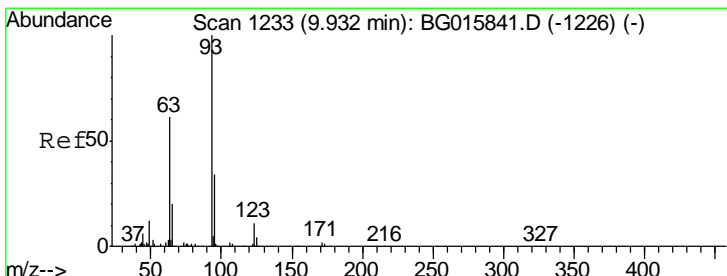
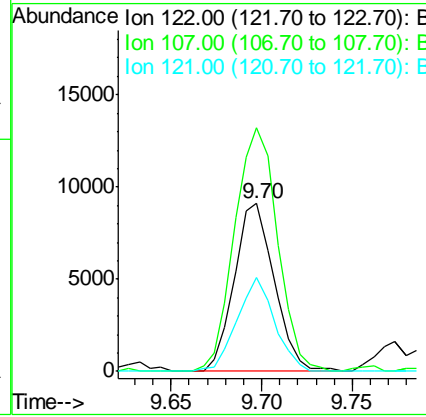
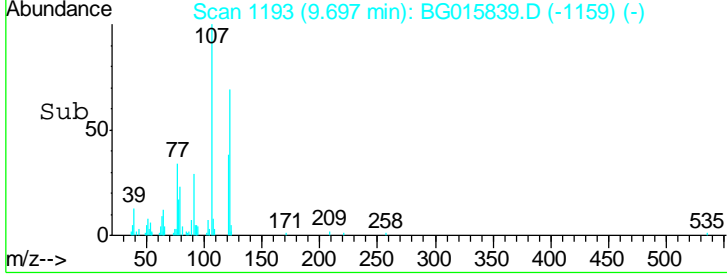
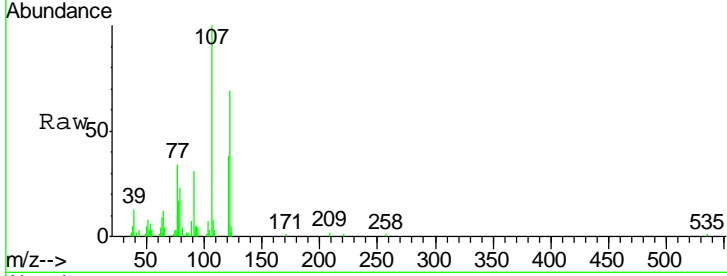




#27
 2,4-Dimethylphenol
 Concen: 10.44 ng
 RT: 9.70 min Scan# 1193
 Delta R.T. 0.00 min
 Lab File: BG015839.D
 Acq: 5 Jan 2015 12:40

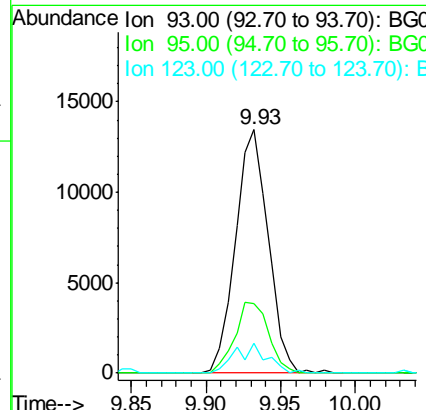

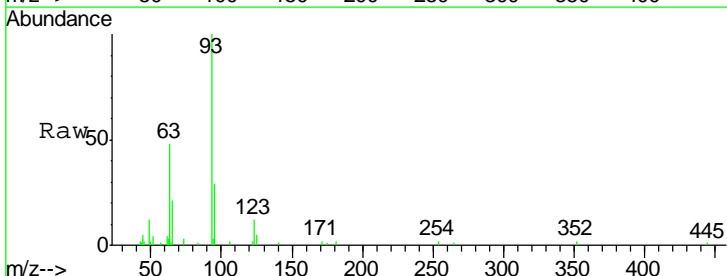
Instrument :
 BNA_G
 LabSampleId :
 SSTDICC010

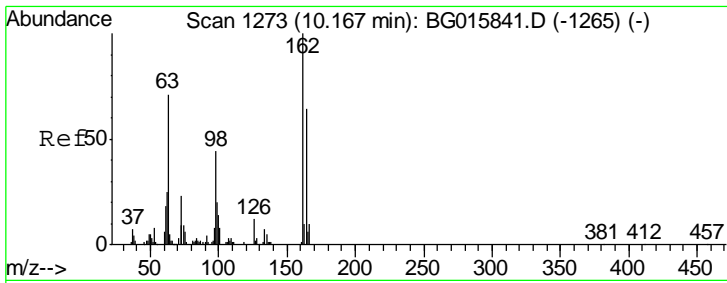
Tgt Ion	Resp	Lower	Upper
122	13997		
107	145.1	120.8	181.2
121	55.6	41.2	61.8



#28
 bis(2-Chloroethoxy)methane
 Concen: 11.93 ng
 RT: 9.93 min Scan# 1233
 Delta R.T. 0.00 min
 Lab File: BG015839.D
 Acq: 5 Jan 2015 12:40

Tgt Ion	Resp	Lower	Upper
93	20572		
95	28.6	27.5	41.3
123	12.0	9.1	13.7

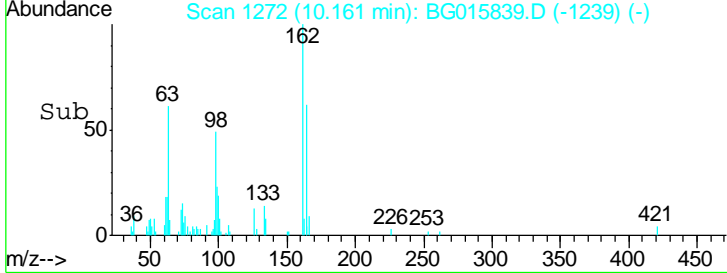
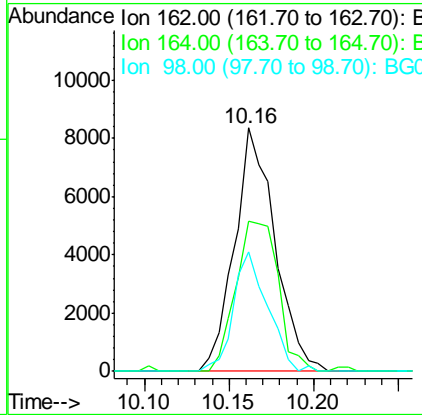
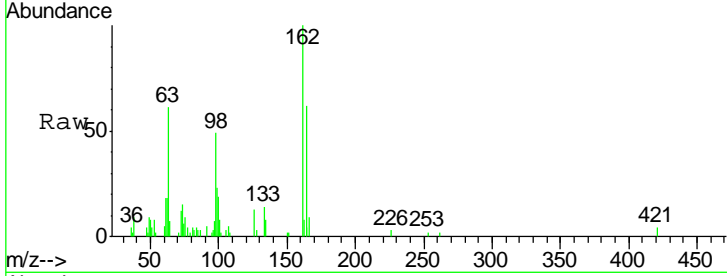




#29
 2,4-Dichlorophenol
 Concen: 10.20 ng
 RT: 10.16 min Scan# 1272
 Delta R.T. -0.01 min
 Lab File: BG015839.D
 Acq: 5 Jan 2015 12:40

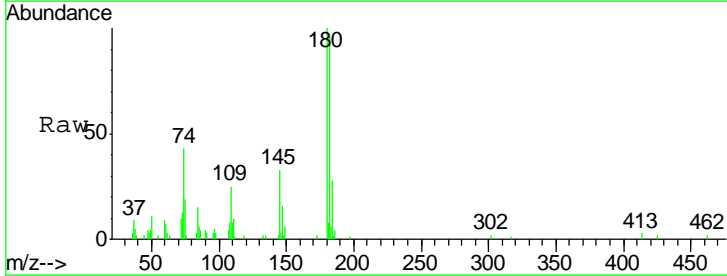
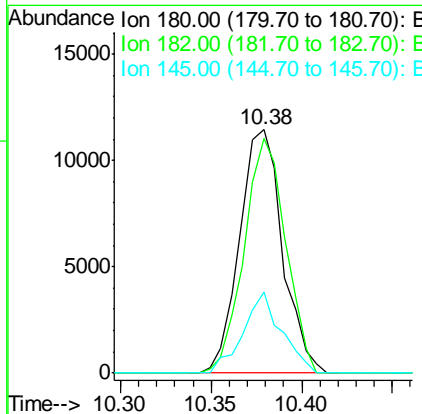
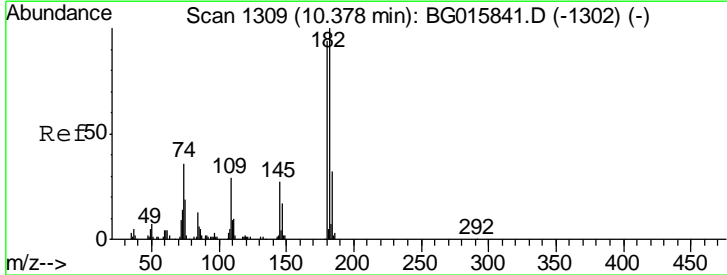
Instrument :
 BNA_G
 LabSampleId :
 SSTDICC010

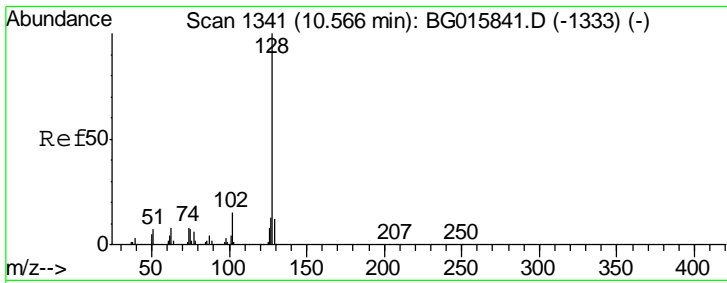
Tgt Ion	Resp	Lower	Upper
162	13859		
164	61.1	44.0	84.0
98	45.6	24.2	64.2



#30
 1,2,4-Trichlorobenzene
 Concen: 11.65 ng
 RT: 10.38 min Scan# 1309
 Delta R.T. 0.00 min
 Lab File: BG015839.D
 Acq: 5 Jan 2015 12:40

Tgt Ion	Resp	Lower	Upper
180	18855		
182	102.4	84.8	127.2
145	33.2	22.8	34.2

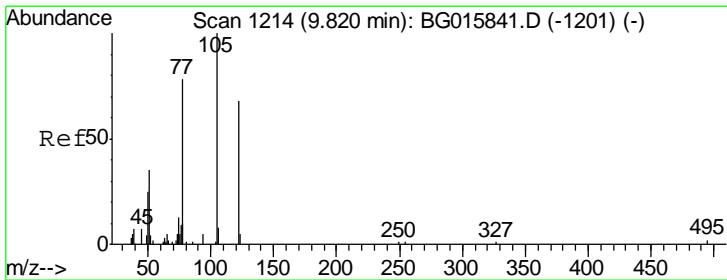
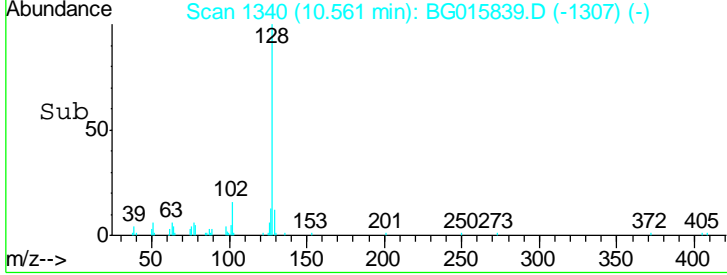
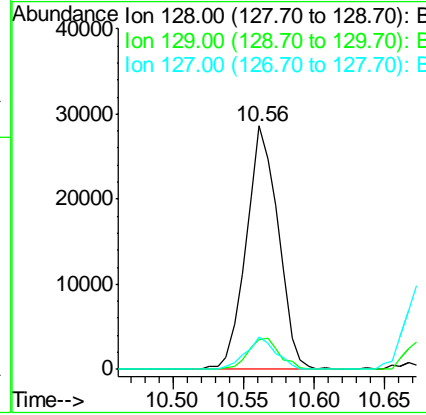
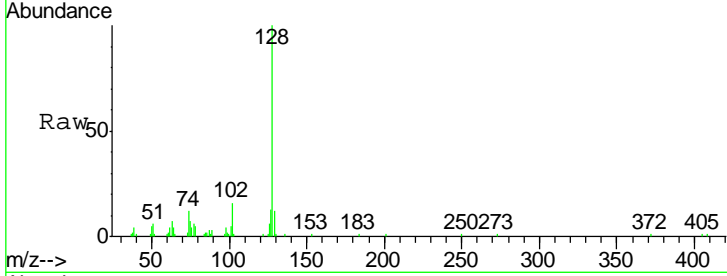




#31
 Naphthalene
 Concen: 10.12 ng
 RT: 10.56 min Scan# 1340
 Delta R.T. -0.01 min
 Lab File: BG015839.D
 Acq: 5 Jan 2015 12:40

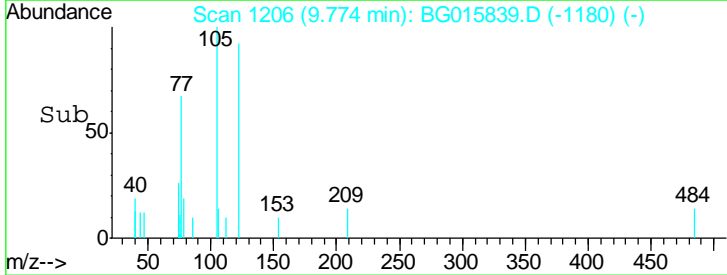
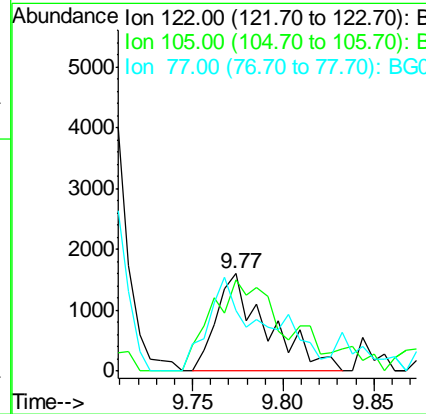
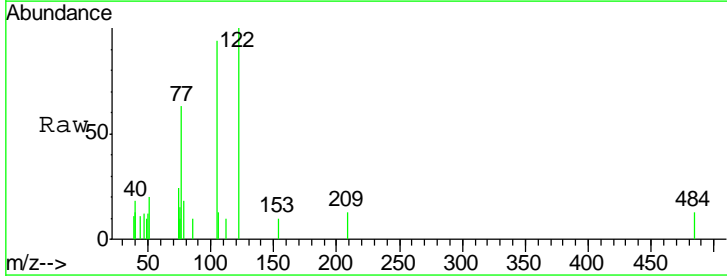
Instrument :
 BNA_G
 LabSampleId :
 SSTDICC010

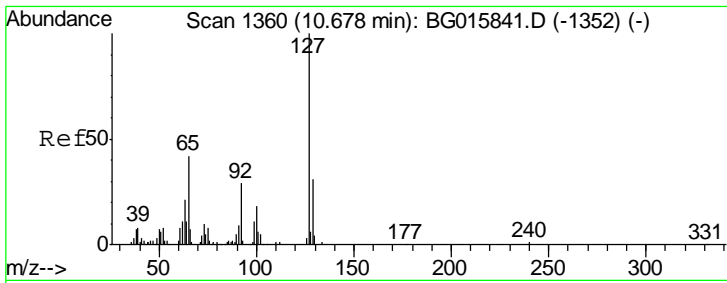
Tgt Ion	Resp	Lower	Upper
128	100		
129	12.2	9.4	14.2
127	13.2	10.6	15.8



#32
 Benzoic acid
 Concen: 4.22 ng
 RT: 9.77 min Scan# 1206
 Delta R.T. -0.05 min
 Lab File: BG015839.D
 Acq: 5 Jan 2015 12:40

Tgt Ion	Resp	Lower	Upper
122	100		
105	93.9	123.7	163.7#
77	62.5	92.4	132.4#

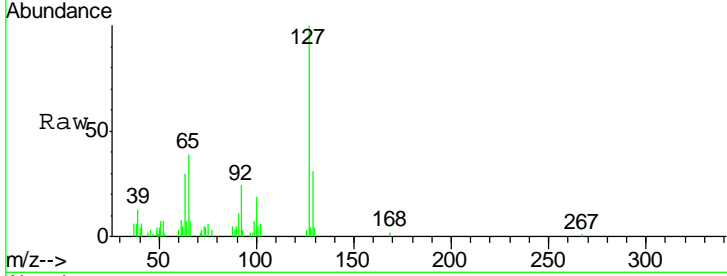




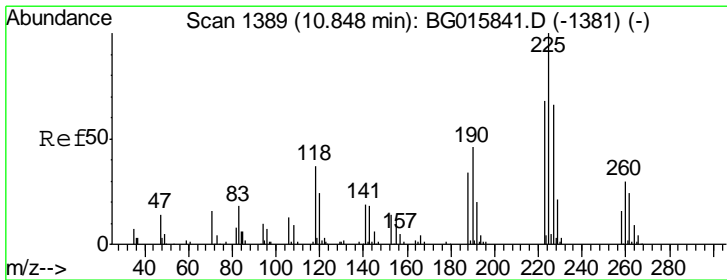
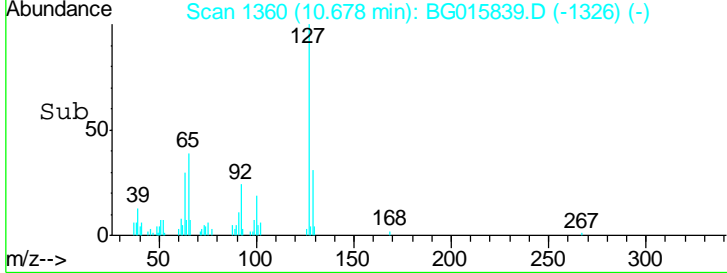
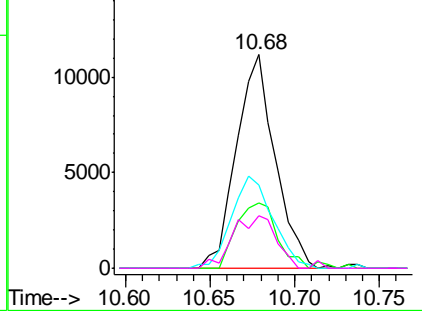
#33
 4-Chloroaniline
 Concen: 9.21 ng
 RT: 10.68 min Scan# 1360
 Delta R.T. 0.00 min
 Lab File: BG015839.D
 Acq: 5 Jan 2015 12:40

Instrument :
 BNA_G
 LabSampleId :
 SSTDICC010

Tgt Ion	Resp	Lower	Upper
127	100		
129	30.8	25.0	37.6
65	38.9	33.3	49.9
92	24.5	22.8	34.2

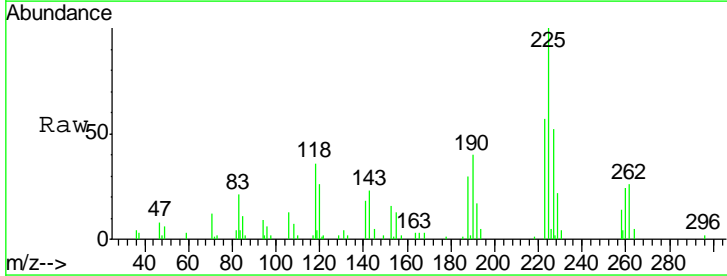


Abundance Ion 127.00 (126.70 to 127.70): E
 Ion 129.00 (128.70 to 129.70): E
 Ion 65.00 (64.70 to 65.70): BGD
 Ion 92.00 (91.70 to 92.70): BGD

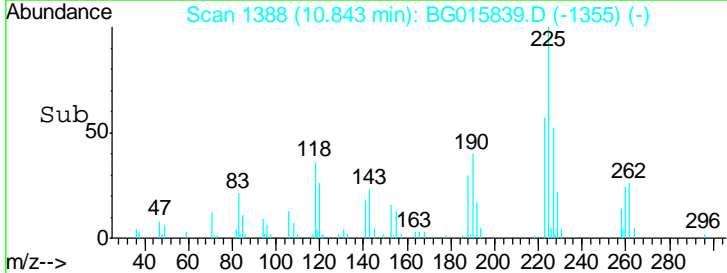
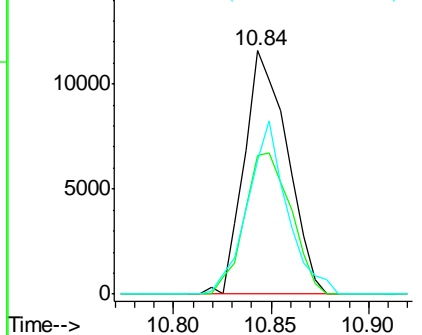


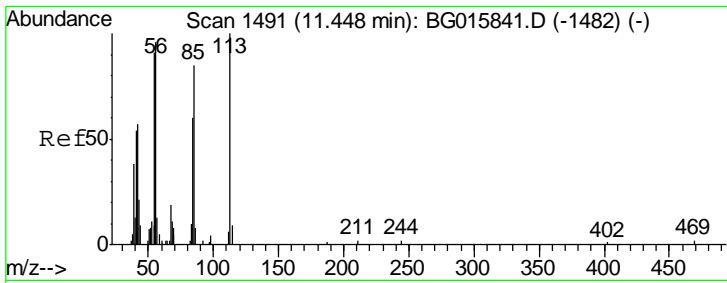
#34
 Hexachlorobutadiene
 Concen: 15.20 ng
 RT: 10.84 min Scan# 1388
 Delta R.T. -0.01 min
 Lab File: BG015839.D
 Acq: 5 Jan 2015 12:40

Tgt Ion	Resp	Lower	Upper
225	100		
223	57.0	54.6	81.8
227	54.9	50.4	75.6



Abundance Ion 225.00 (224.70 to 225.70): E
 Ion 223.00 (222.70 to 223.70): E
 Ion 227.00 (226.70 to 227.70): E

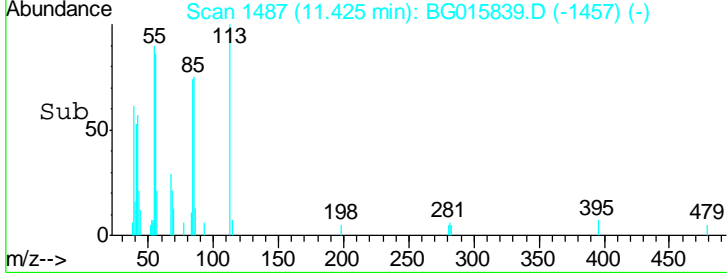
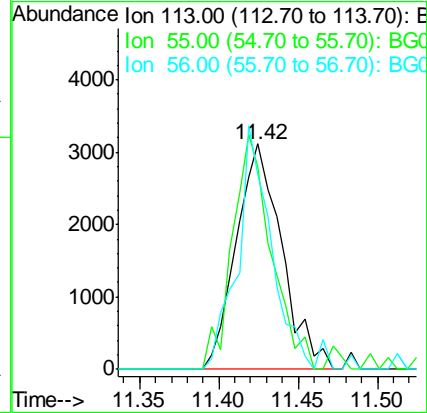
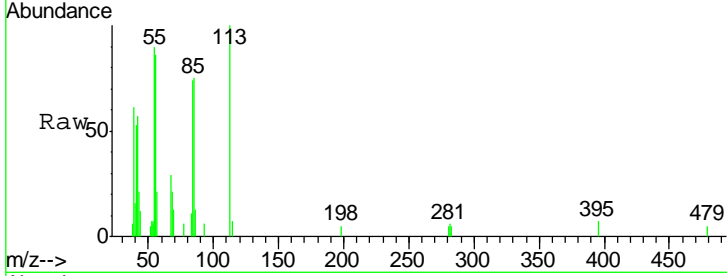




#35
 Caprolactam
 Concen: 10.76 ng
 RT: 11.42 min Scan# 1487
 Delta R.T. -0.02 min
 Lab File: BG015839.D
 Acq: 5 Jan 2015 12:40

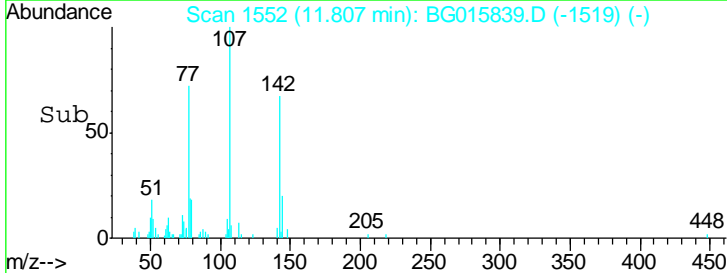
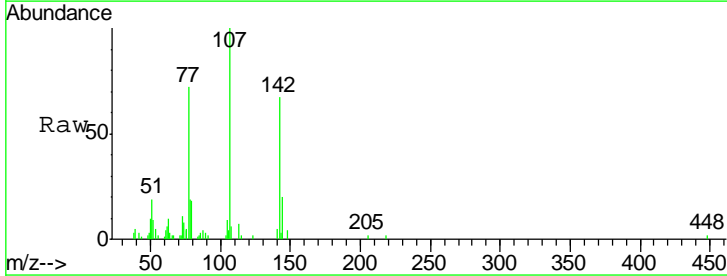
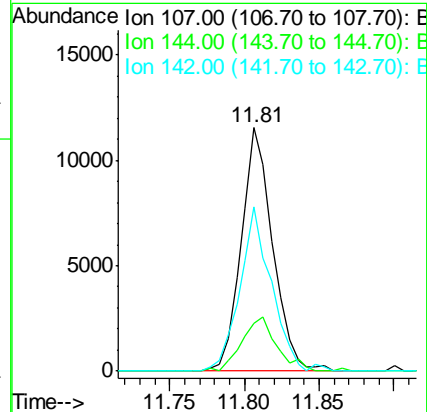
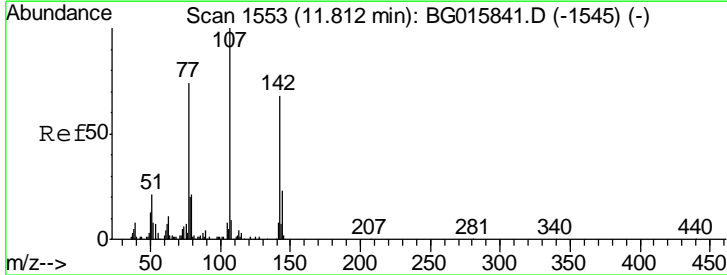
Instrument :
 BNA_G
 LabSampleId :
 SSTDICC010

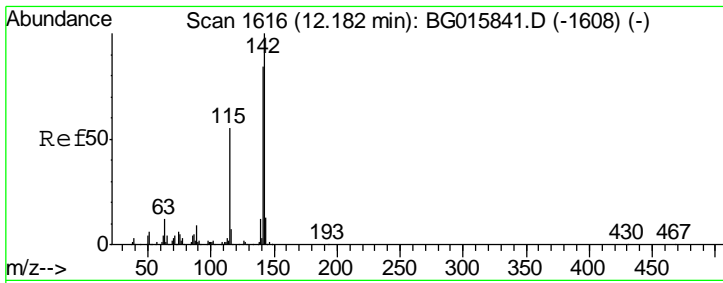
Tgt Ion	Resp	Lower	Upper
113	6205		
55	89.8	71.3	111.3
56	86.5	76.0	116.0



#36
 4-Chloro-3-methylphenol
 Concen: 10.79 ng
 RT: 11.81 min Scan# 1552
 Delta R.T. -0.01 min
 Lab File: BG015839.D
 Acq: 5 Jan 2015 12:40

Tgt Ion	Resp	Lower	Upper
107	16924		
144	19.8	18.2	27.2
142	67.3	54.7	82.1

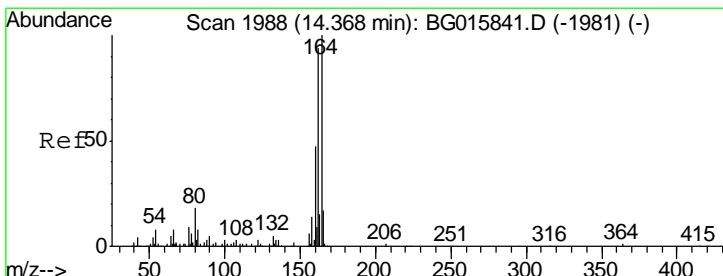
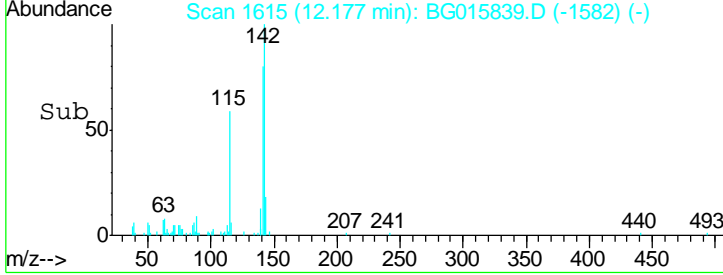
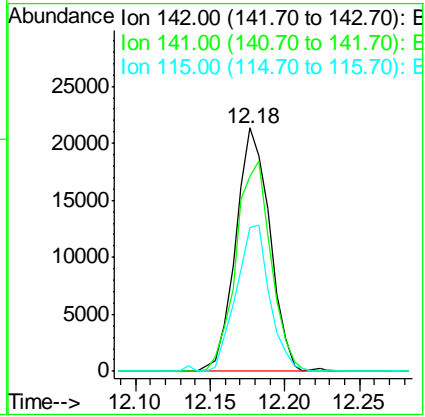
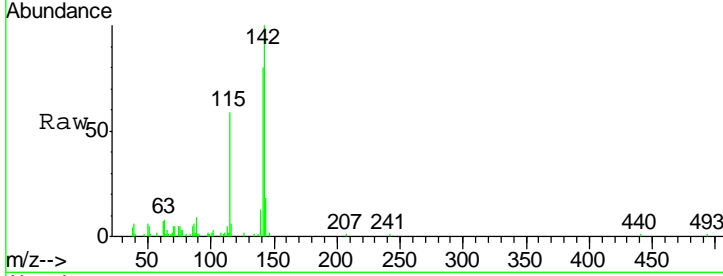




#37
 2-Methylnaphthalene
 Concen: 10.79 ng
 RT: 12.18 min Scan# 1615
 Delta R.T. -0.01 min
 Lab File: BG015839.D
 Acq: 5 Jan 2015 12:40

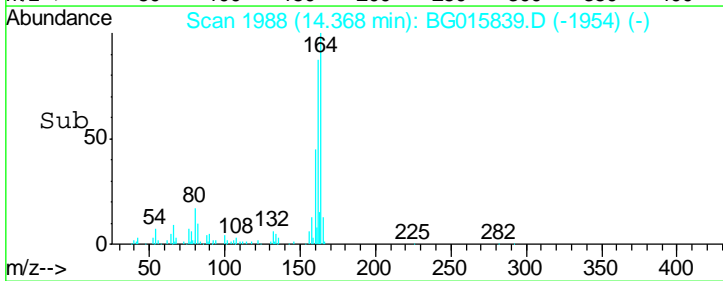
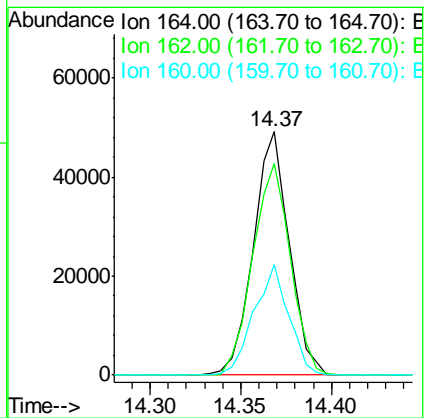
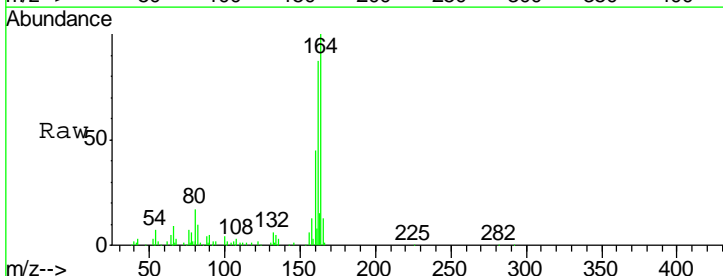
Instrument :
 BNA_G
 LabSampleId :
 SSTDICC010

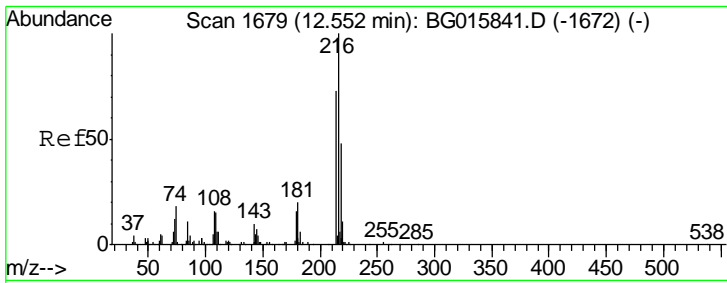
Tgt Ion	Resp	Lower	Upper
142	33888		
141	80.2	67.3	100.9
115	59.1	44.3	66.5



#38
 Acenaphthene-d10
 Concen: 20.00 ng
 RT: 14.37 min Scan# 1988
 Delta R.T. 0.00 min
 Lab File: BG015839.D
 Acq: 5 Jan 2015 12:40

Tgt Ion	Resp	Lower	Upper
164	67475		
162	87.1	75.5	113.3
160	45.2	37.4	56.0

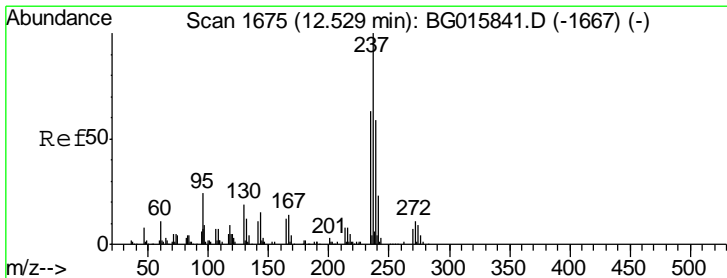
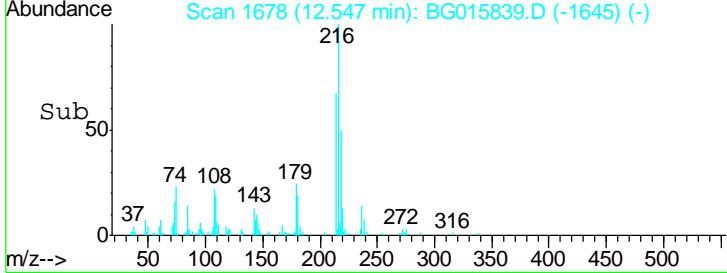
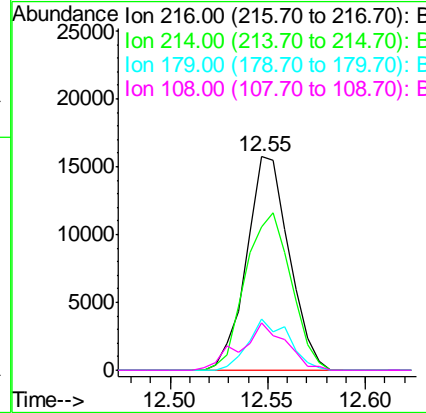
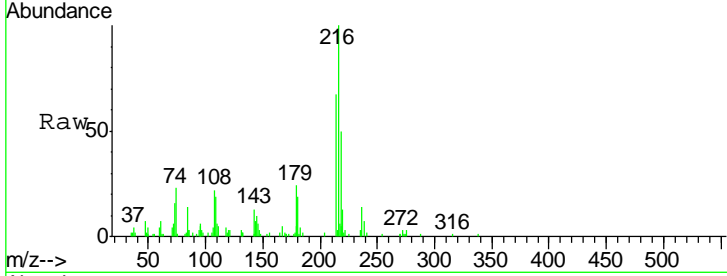




#39
 1,2,4,5-Tetrachlorobenzene
 Concen: 11.92 ng
 RT: 12.55 min Scan# 1678
 Delta R.T. -0.01 min
 Lab File: BG015839.D
 Acq: 5 Jan 2015 12:40

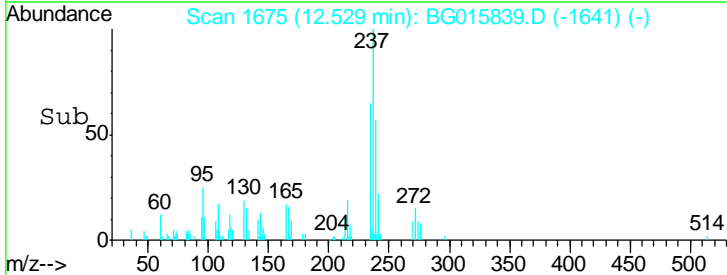
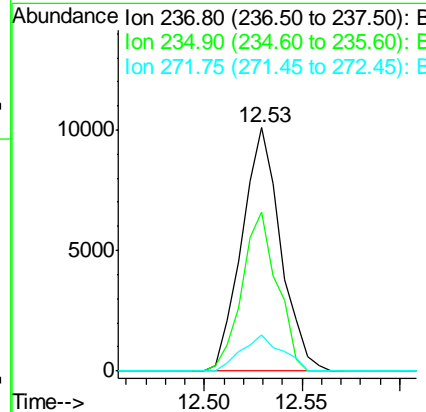
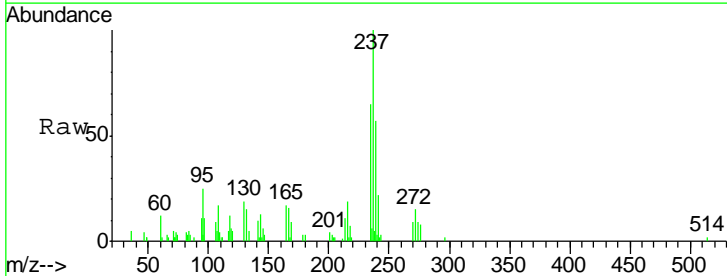
Instrument :
 BNA_G
 LabSampleId :
 SSTDICC010

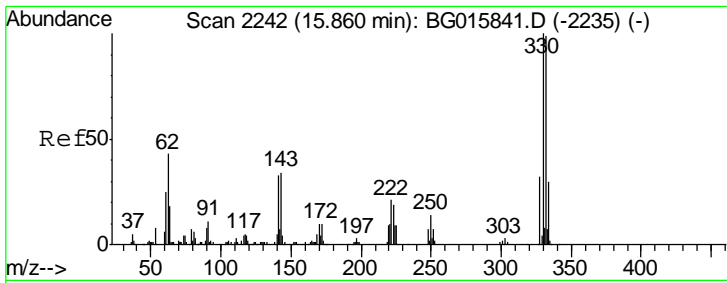
Tgt Ion	Resp	Lower	Upper
216	23730		
214	79.3	61.5	92.3
179	23.0	15.8	23.8
108	23.6	17.8	26.6



#40
 Hexachlorocyclopentadiene
 Concen: 11.00 ng
 RT: 12.53 min Scan# 1675
 Delta R.T. 0.00 min
 Lab File: BG015839.D
 Acq: 5 Jan 2015 12:40

Tgt Ion	Resp	Lower	Upper
237	13881		
235	71.5	43.2	83.2
272	14.9	0.0	31.1

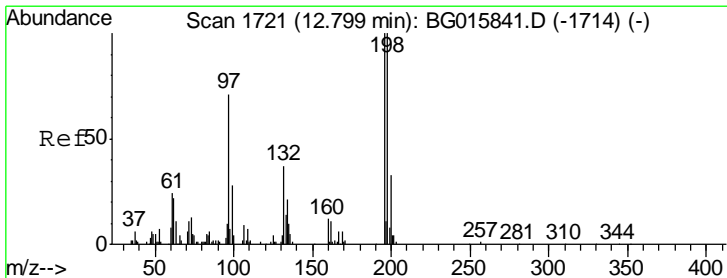
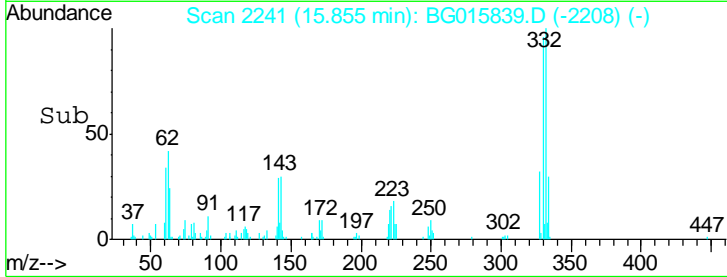
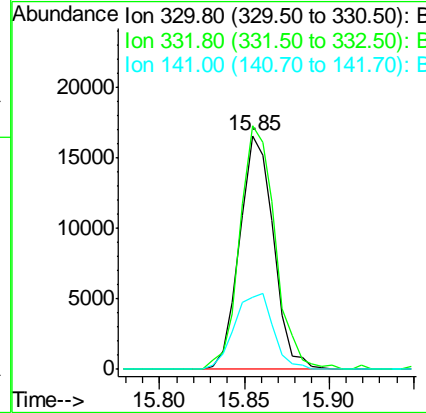
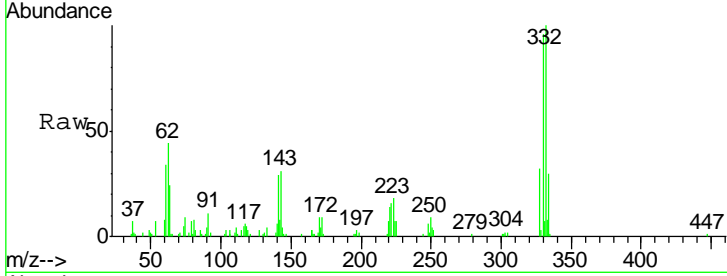




#41
 2,4,6-Tribromophenol
 Concen: 14.05 ng
 RT: 15.85 min Scan# 2241
 Delta R.T. -0.01 min
 Lab File: BG015839.D
 Acq: 5 Jan 2015 12:40

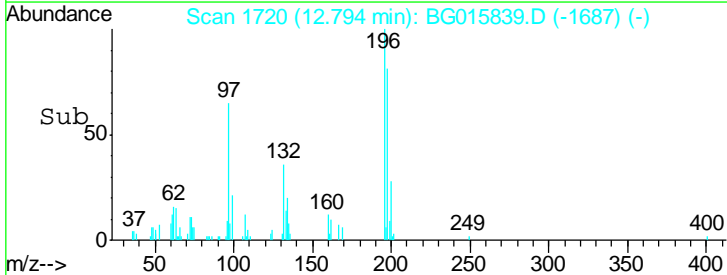
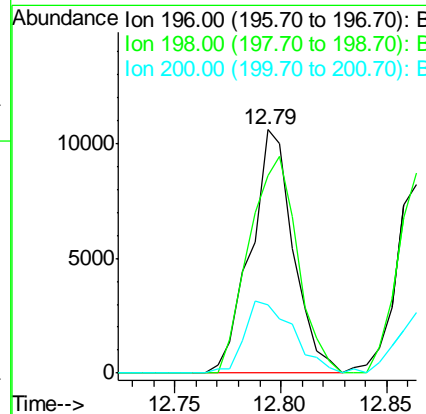
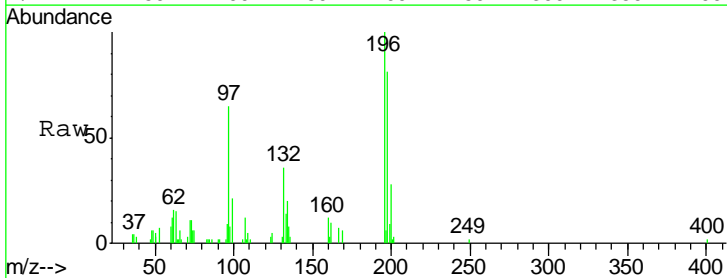
Instrument : BNA_G
 LabSampleId : SSTDICC010

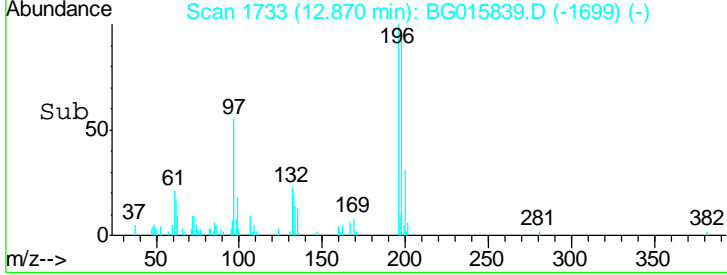
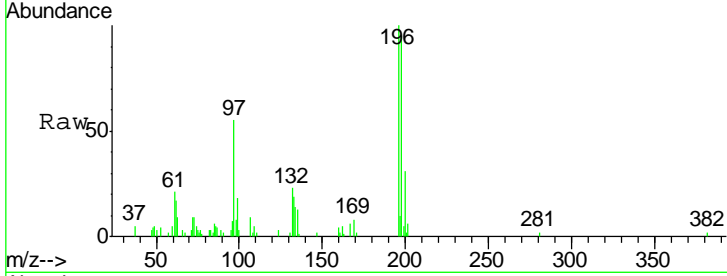
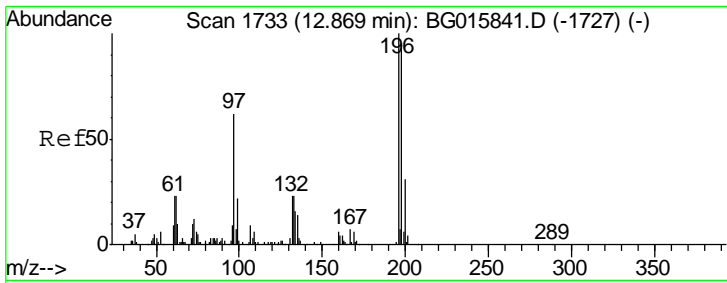
Tgt Ion	Resp	Lower	Upper
330	100		
332	108.3	73.8	110.8
141	37.1	27.2	40.8



#42
 2,4,6-Trichlorophenol
 Concen: 11.80 ng
 RT: 12.79 min Scan# 1720
 Delta R.T. -0.01 min
 Lab File: BG015839.D
 Acq: 5 Jan 2015 12:40

Tgt Ion	Resp	Lower	Upper
196	100		
198	81.4	80.2	120.4
200	30.3	26.7	40.1

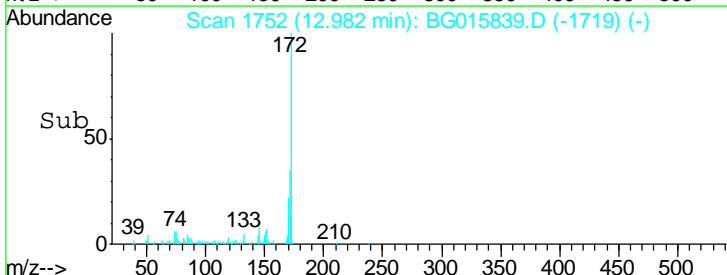
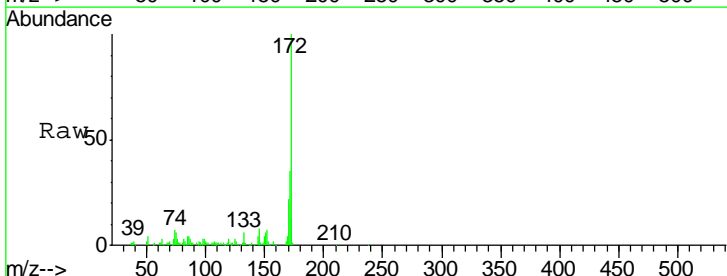
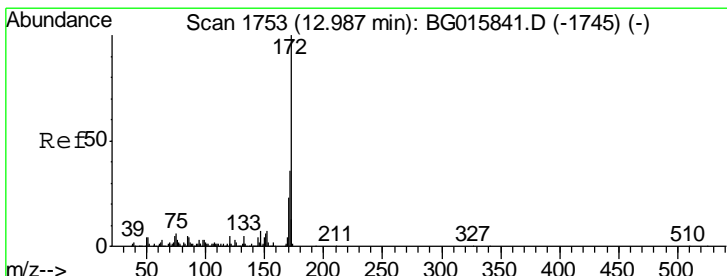
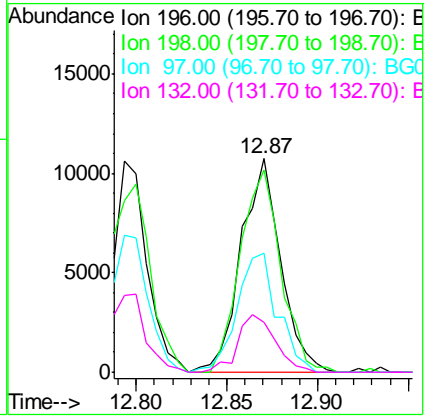




#43
 2,4,5-Trichlorophenol
 Concen: 11.61 ng
 RT: 12.87 min Scan# 1733
 Delta R.T. 0.00 min
 Lab File: BG015839.D
 Acq: 5 Jan 2015 12:40

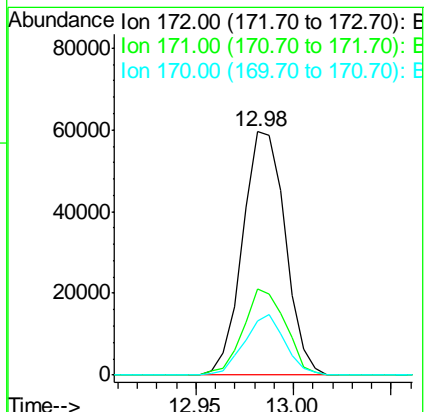
Instrument :
 BNA_G
 LabSampleId :
 SSTDICC010

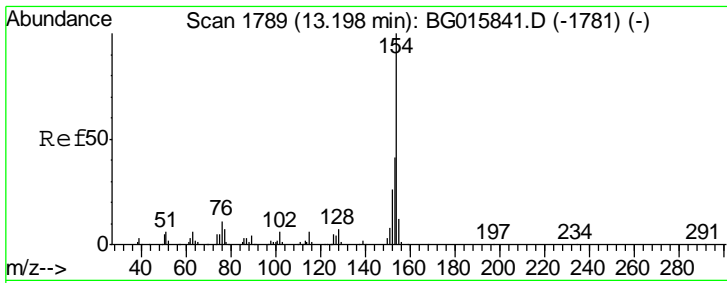
Tgt Ion	Resp	Lower	Upper
196	16363		
198	95.0	76.2	114.4
97	55.5	49.6	74.4
132	23.4	18.2	27.2



#44
 2-Fluorobiphenyl
 Concen: 10.87 ng
 RT: 12.98 min Scan# 1752
 Delta R.T. -0.01 min
 Lab File: BG015839.D
 Acq: 5 Jan 2015 12:40

Tgt Ion	Resp	Lower	Upper
172	89952		
171	35.3	28.6	43.0
170	22.1	18.2	27.4

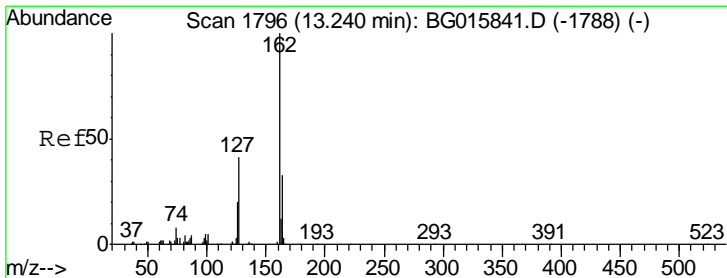
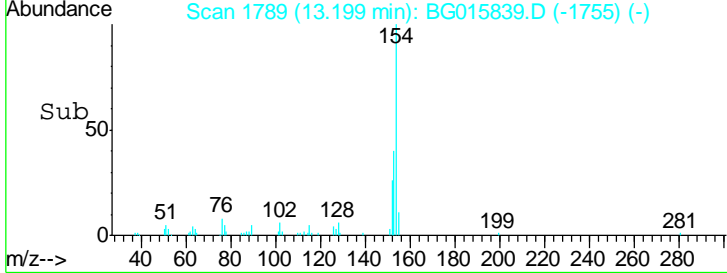
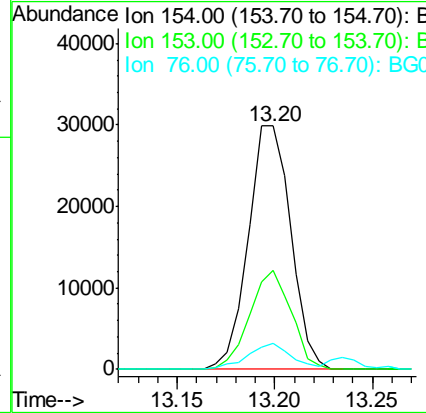
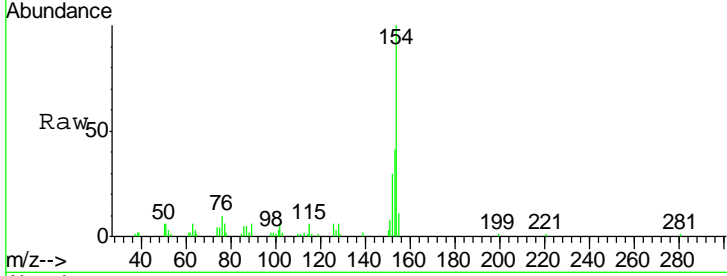




#45
 1,1'-Biphenyl
 Concen: 9.88 ng
 RT: 13.20 min Scan# 1789
 Delta R.T. 0.00 min
 Lab File: BG015839.D
 Acq: 5 Jan 2015 12:40

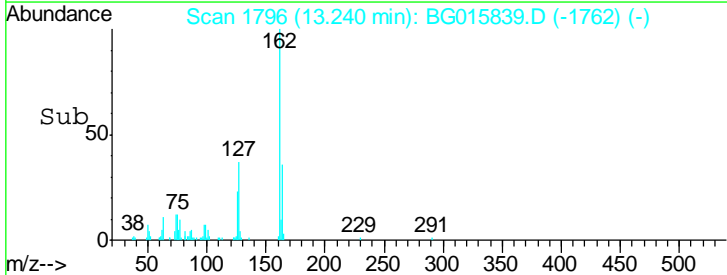
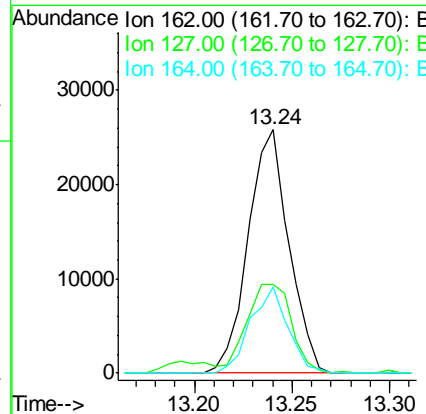
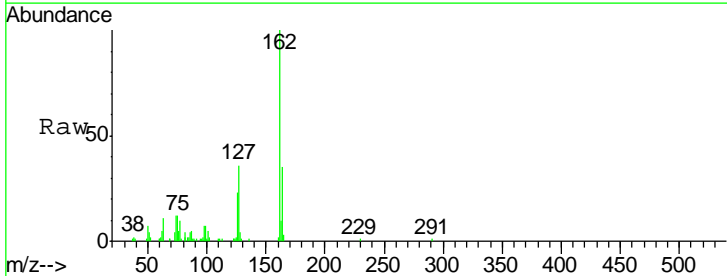
Instrument :
 BNA_G
 LabSampleId :
 SSTDICC010

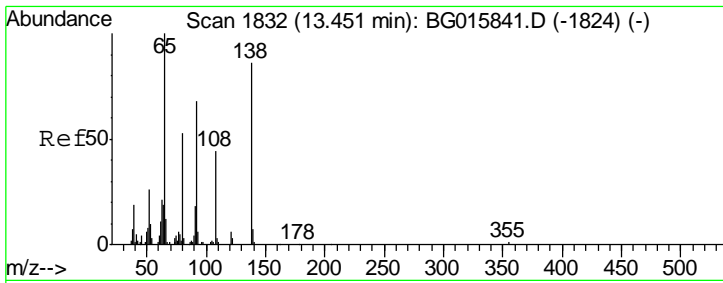
Tgt Ion	Resp	Lower	Upper
154	45041		
153	40.5	20.9	60.9
76	10.5	0.0	30.6



#46
 2-Chloronaphthalene
 Concen: 10.17 ng
 RT: 13.24 min Scan# 1796
 Delta R.T. 0.00 min
 Lab File: BG015839.D
 Acq: 5 Jan 2015 12:40

Tgt Ion	Resp	Lower	Upper
162	37301		
127	36.3	35.5	53.3
164	35.2	26.1	39.1

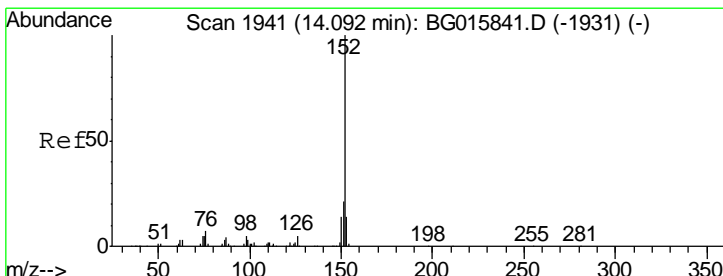
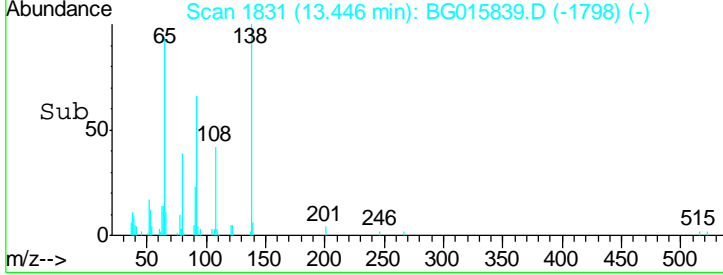
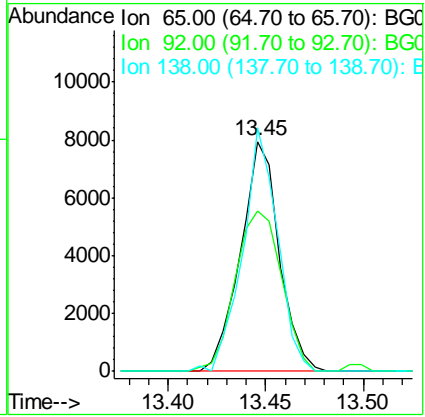
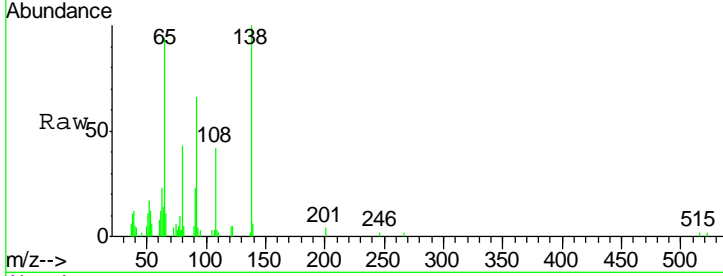




#47
 2-Nitroaniline
 Concen: 8.95 ng
 RT: 13.45 min Scan# 1831
 Delta R.T. -0.01 min
 Lab File: BG015839.D
 Acq: 5 Jan 2015 12:40

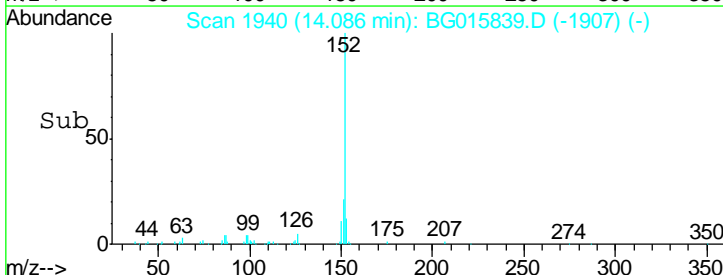
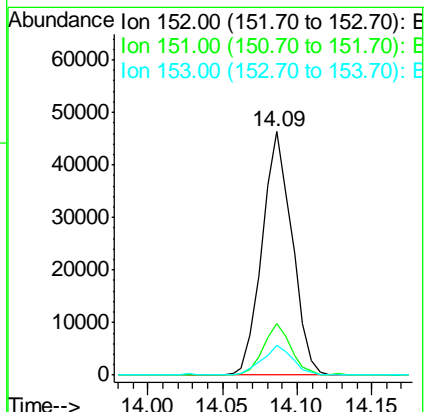
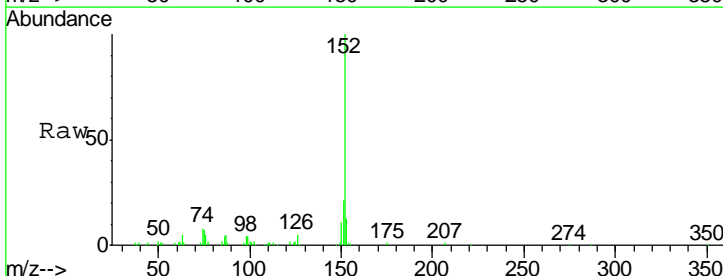
Instrument :
 BNA_G
 LabSampleId :
 SSTDICC010

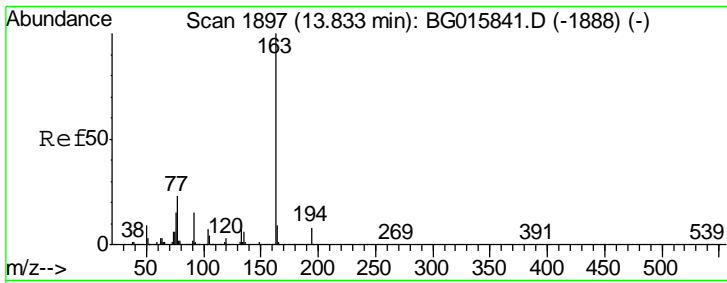
Tgt Ion	Resp	Lower	Upper
65	10901		
92	70.1	54.6	81.8
138	106.0	68.4	102.6



#48
 Acenaphthylene
 Concen: 10.90 ng
 RT: 14.09 min Scan# 1940
 Delta R.T. -0.01 min
 Lab File: BG015839.D
 Acq: 5 Jan 2015 12:40

Tgt Ion	Resp	Lower	Upper
152	64216		
151	21.2	17.1	25.7
153	12.5	11.3	16.9

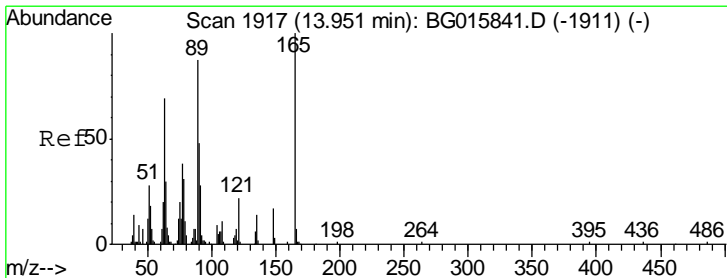
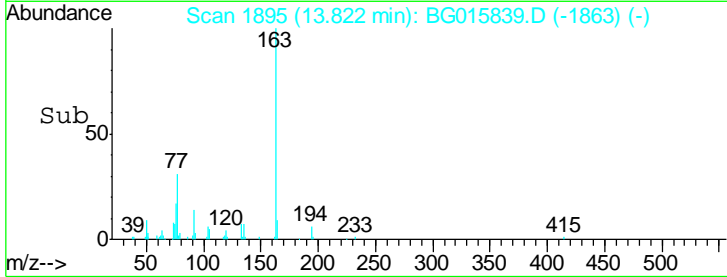
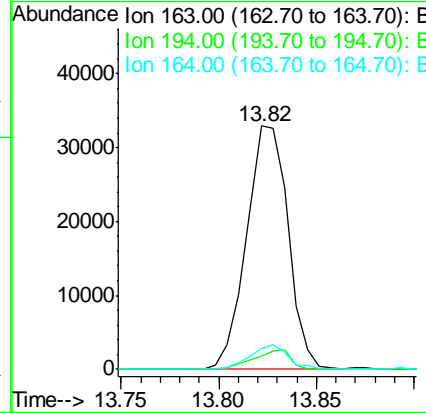
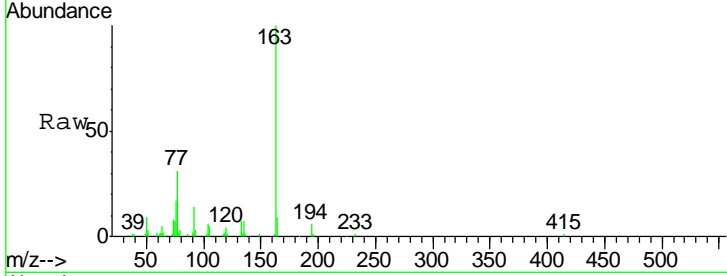




#49
 Dimethylphthalate
 Concen: 9.81 ng
 RT: 13.82 min Scan# 1895
 Delta R.T. -0.01 min
 Lab File: BG015839.D
 Acq: 5 Jan 2015 12:40

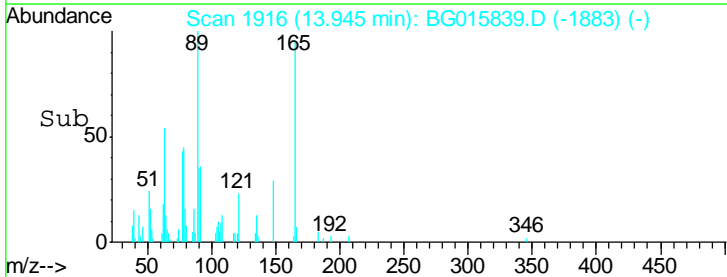
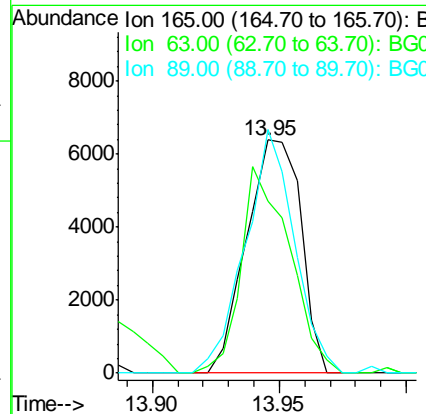
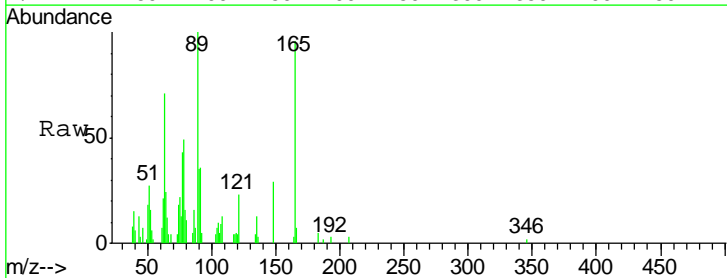
Instrument :
 BNA_G
 LabSampleId :
 SSTDICC010

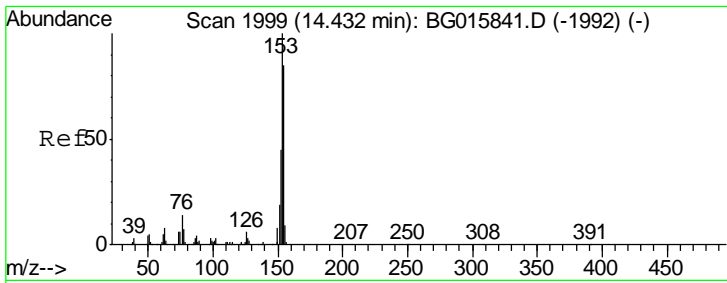
Tgt Ion	Resp	Lower	Upper
163	100		
194	5.6	6.7	10.1#
164	8.7	7.4	11.0



#50
 2,6-Dinitrotoluene
 Concen: 8.52 ng
 RT: 13.95 min Scan# 1916
 Delta R.T. -0.01 min
 Lab File: BG015839.D
 Acq: 5 Jan 2015 12:40

Tgt Ion	Resp	Lower	Upper
165	100		
63	73.6	55.9	83.9
89	104.4	69.4	104.2#

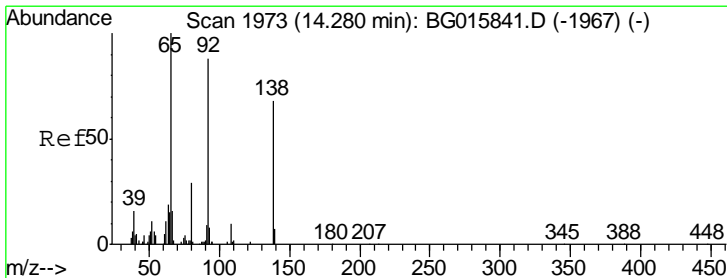
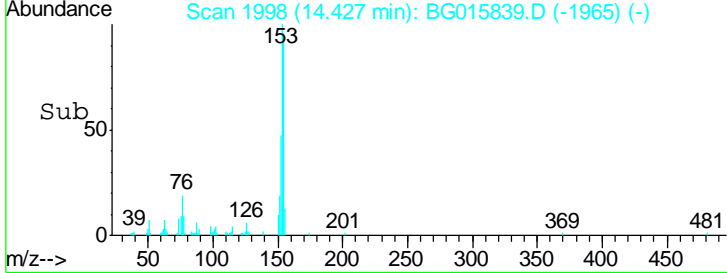
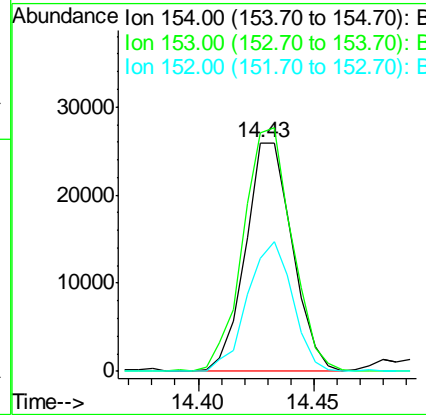
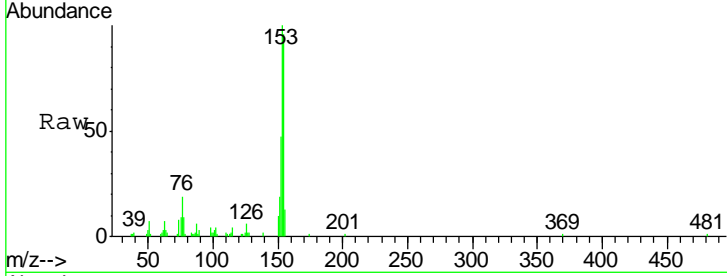




#51
 Acenaphthene
 Concen: 9.67 ng
 RT: 14.43 min Scan# 1998
 Delta R.T. -0.01 min
 Lab File: BG015839.D
 Acq: 5 Jan 2015 12:40

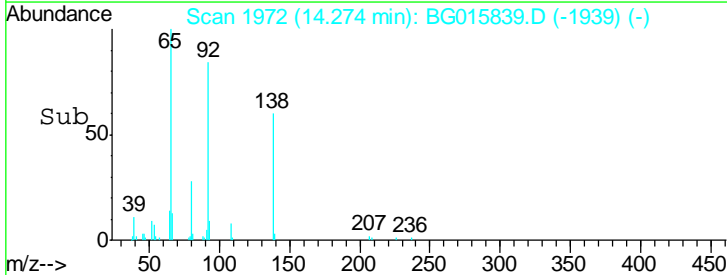
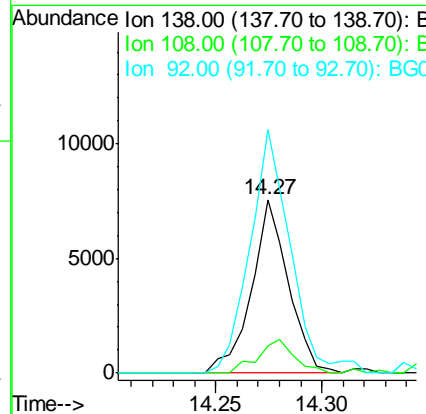
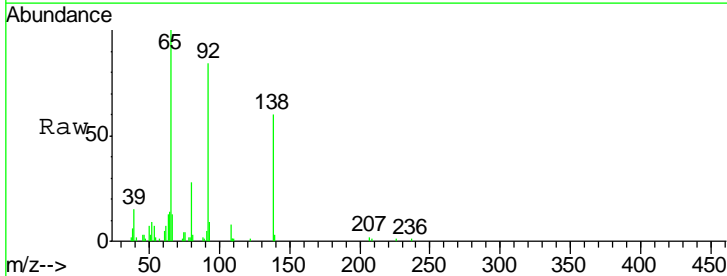
Instrument :
 BNA_G
 LabSampleId :
 SSTDICC010

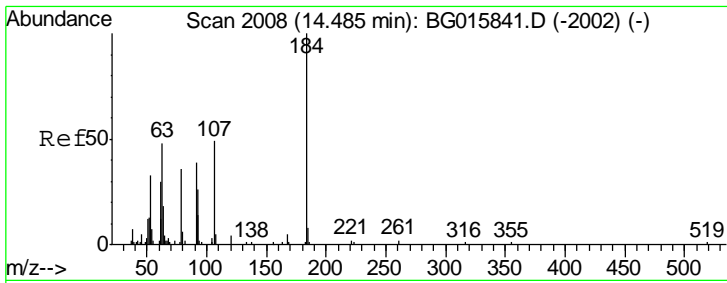
Tgt Ion	Resp	Lower	Upper
154	100		
153	104.5	94.1	141.1
152	49.4	42.6	63.8



#52
 3-Nitroaniline
 Concen: 8.12 ng
 RT: 14.27 min Scan# 1972
 Delta R.T. -0.01 min
 Lab File: BG015839.D
 Acq: 5 Jan 2015 12:40

Tgt Ion	Resp	Lower	Upper
138	100		
108	15.6	11.9	17.9
92	140.5	103.7	155.5

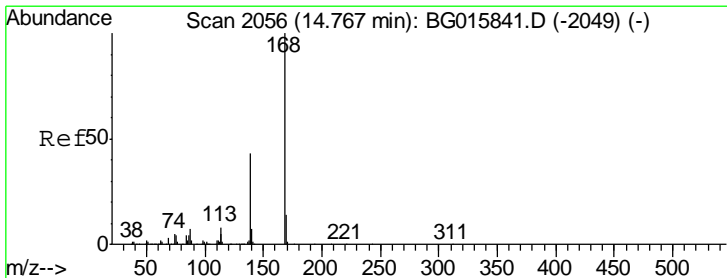
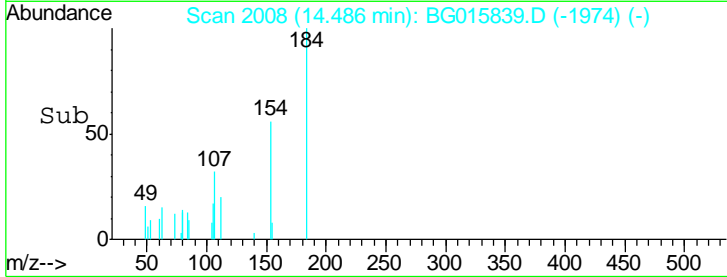
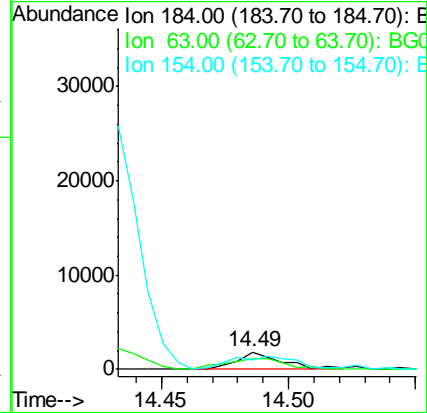
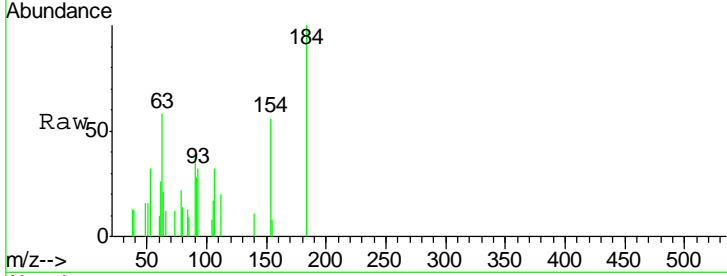




#53
 2,4-Dinitrophenol
 Concen: 3.83 ng
 RT: 14.49 min Scan# 2008
 Delta R.T. 0.00 min
 Lab File: BG015839.D
 Acq: 5 Jan 2015 12:40

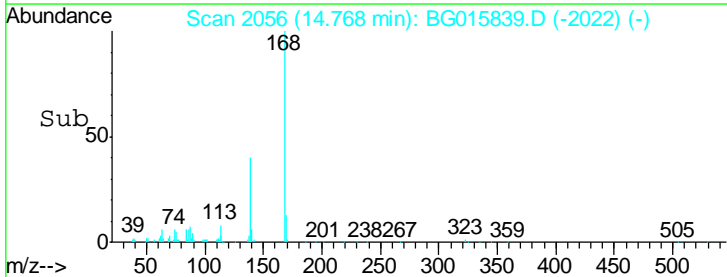
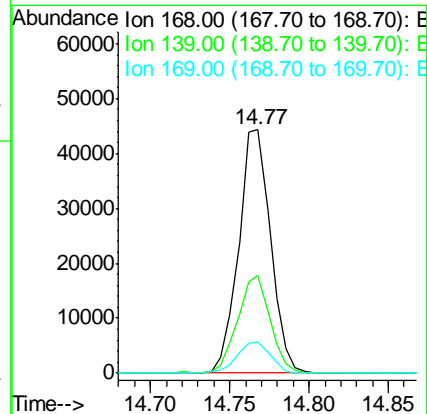
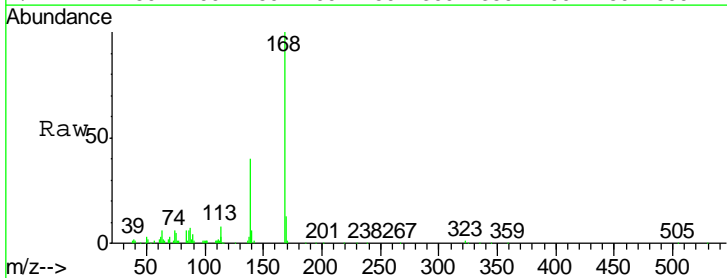
Instrument :
 BNA_G
 LabSampleId :
 SSTDICC010

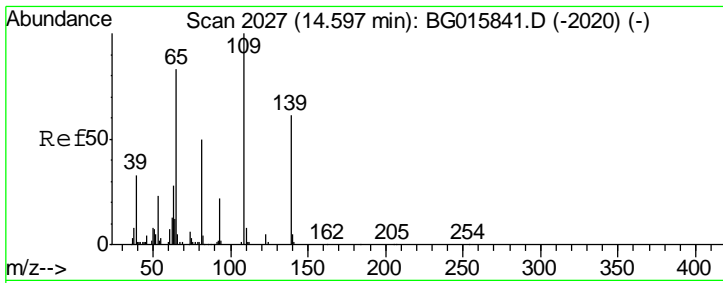
Tgt Ion	Resp	Lower	Upper
184	100		
63	57.7	47.3	70.9
154	55.7	56.9	85.3#



#54
 Dibenzofuran
 Concen: 11.00 ng
 RT: 14.77 min Scan# 2056
 Delta R.T. 0.00 min
 Lab File: BG015839.D
 Acq: 5 Jan 2015 12:40

Tgt Ion	Resp	Lower	Upper
168	100		
139	40.0	34.3	51.5
169	12.8	10.9	16.3

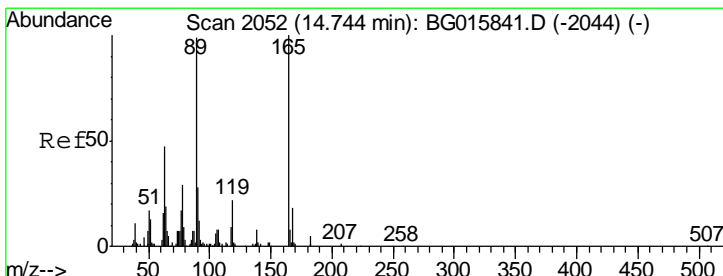
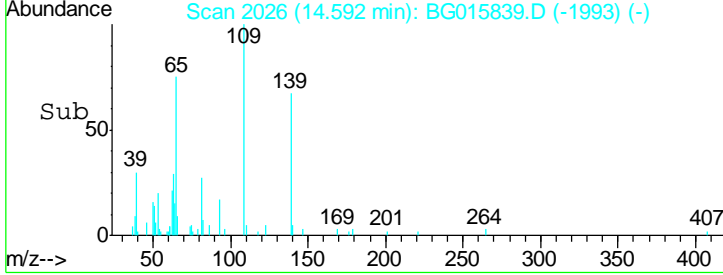
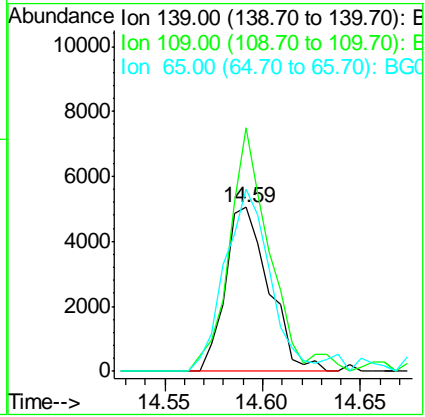
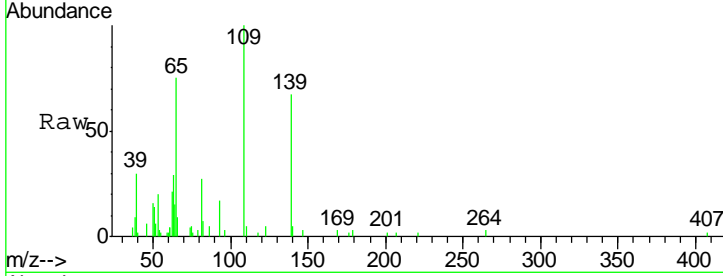




#55
 4-Nitrophenol
 Concen: 8.86 ng
 RT: 14.59 min Scan# 2026
 Delta R.T. -0.01 min
 Lab File: BG015839.D
 Acq: 5 Jan 2015 12:40

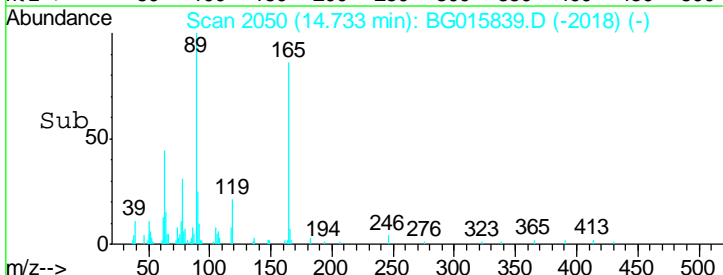
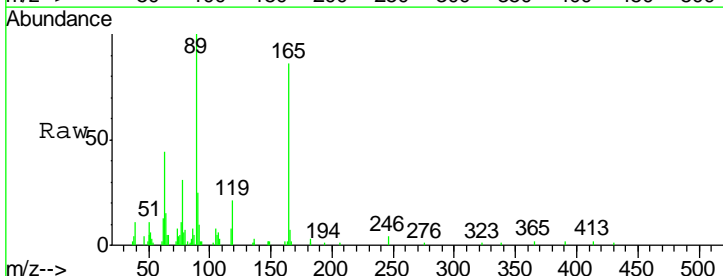
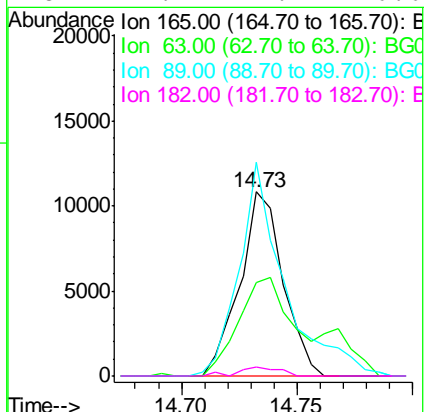
Instrument :
 BNA_G
 LabSampleId :
 SSTDICC010

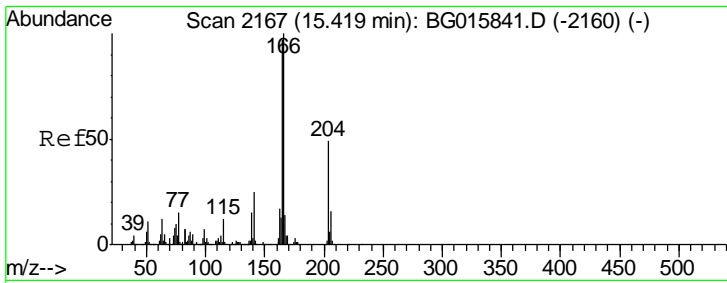
Tgt Ion	Resp	Lower	Upper
139	100		
109	148.3	144.0	184.0
65	110.9	115.4	155.4#



#56
 2,4-Dinitrotoluene
 Concen: 9.06 ng
 RT: 14.73 min Scan# 2050
 Delta R.T. -0.01 min
 Lab File: BG015839.D
 Acq: 5 Jan 2015 12:40

Tgt Ion	Resp	Lower	Upper
165	100		
63	50.8	37.9	56.9
89	116.2	78.9	118.3
182	4.7	4.4	6.6

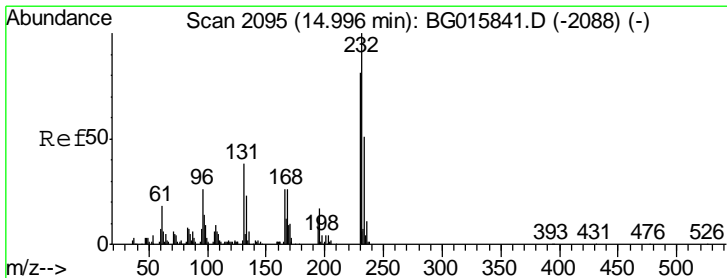
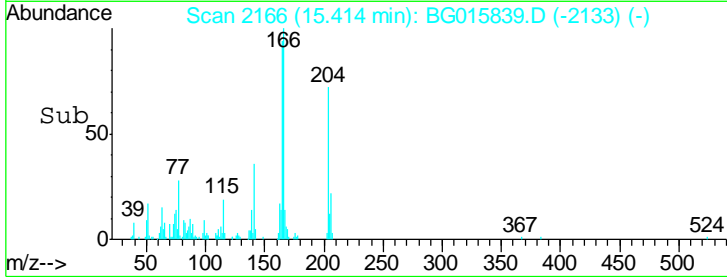
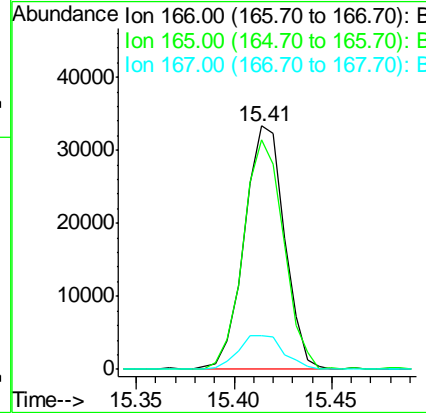
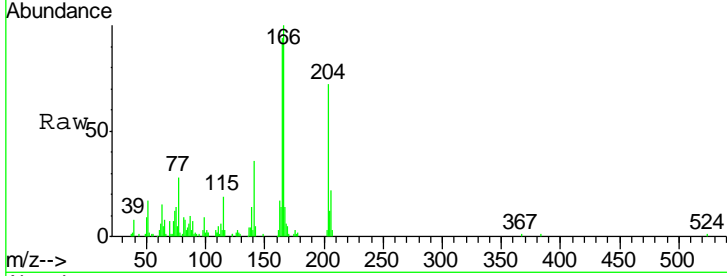




#57
 Fluorene
 Concen: 9.78 ng
 RT: 15.41 min Scan# 2166
 Delta R.T. -0.01 min
 Lab File: BG015839.D
 Acq: 5 Jan 2015 12:40

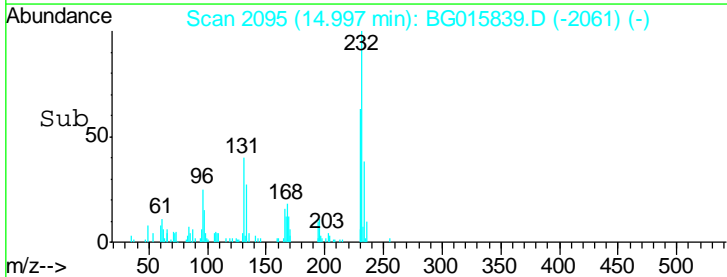
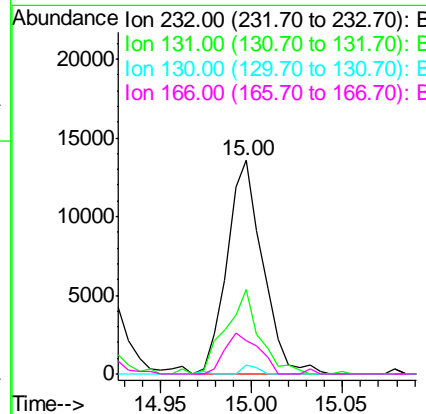
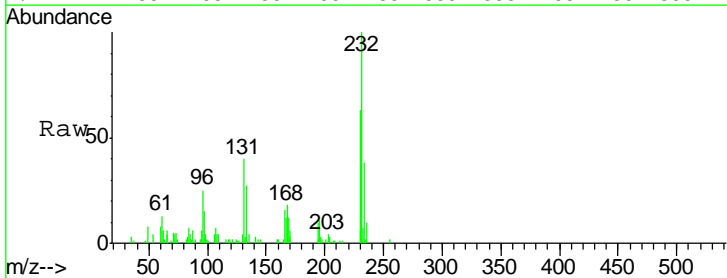
Instrument :
 BNA_G
 LabSampleId :
 SSTDICC010

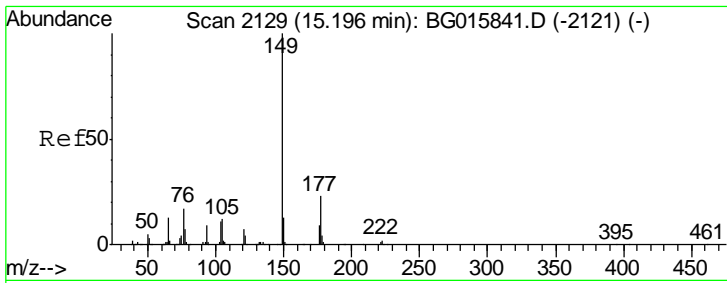
Tgt Ion	Resp	Lower	Upper
166	47405		
165	94.3	77.7	116.5
167	13.6	11.2	16.8



#58
 2,3,4,6-Tetrachlorophenol
 Concen: 13.66 ng
 RT: 15.00 min Scan# 2095
 Delta R.T. 0.00 min
 Lab File: BG015839.D
 Acq: 5 Jan 2015 12:40

Tgt Ion	Resp	Lower	Upper
232	18553		
232	100		
131	37.9	31.3	46.9
130	1.8	2.2	3.4#
166	17.9	19.5	29.3#

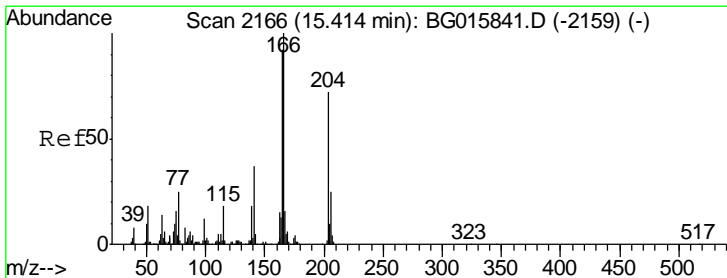
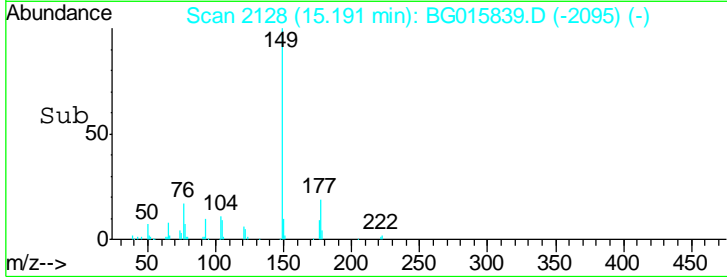
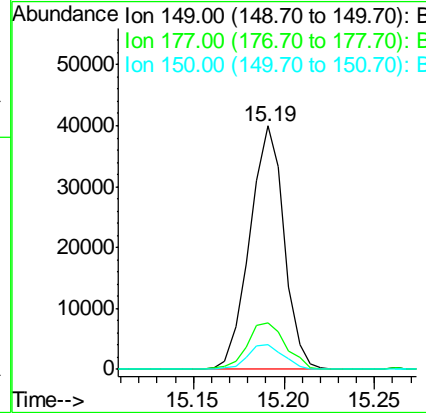
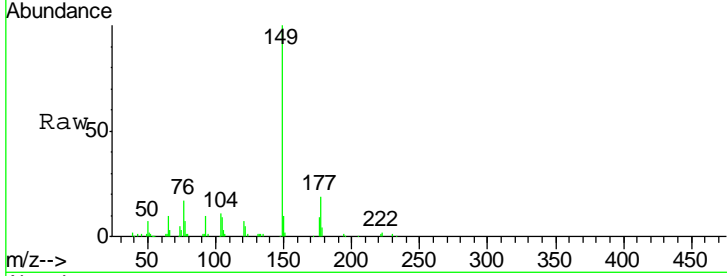




#59
 Diethylphthalate
 Concen: 10.42 ng
 RT: 15.19 min Scan# 2128
 Delta R.T. -0.01 min
 Lab File: BG015839.D
 Acq: 5 Jan 2015 12:40

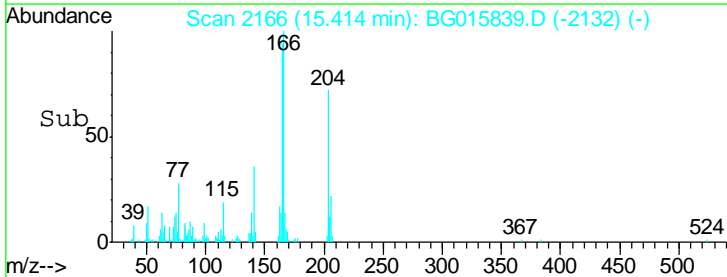
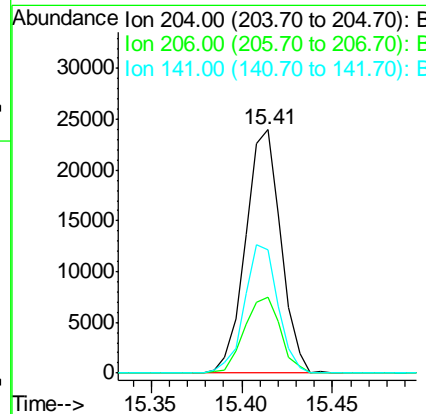
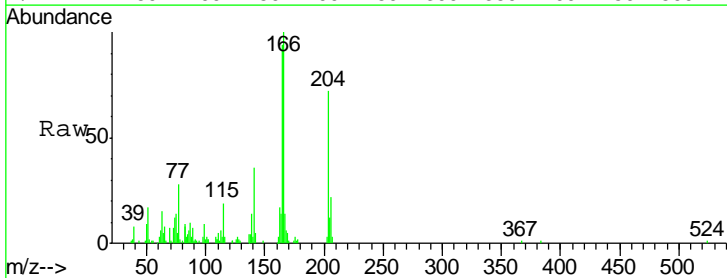
Instrument :
 BNA_G
 LabSampleId :
 SSTDICC010

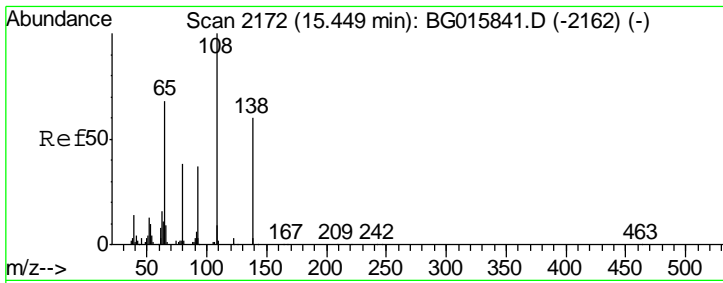
Tgt Ion	Resp	Lower	Upper
149	52488		
177	19.0	18.2	27.4
150	10.2	10.0	15.0



#60
 4-Chlorophenyl-phenylether
 Concen: 12.66 ng
 RT: 15.41 min Scan# 2166
 Delta R.T. 0.00 min
 Lab File: BG015839.D
 Acq: 5 Jan 2015 12:40

Tgt Ion	Resp	Lower	Upper
204	32316		
206	31.0	28.2	42.4
141	50.5	41.1	61.7

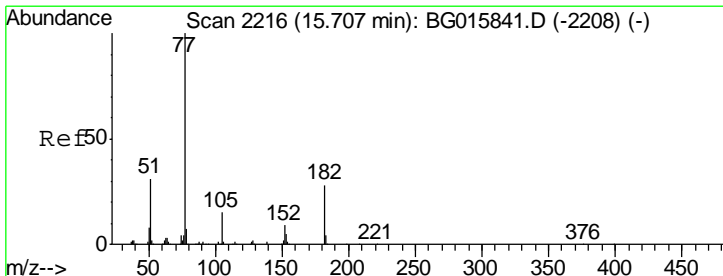
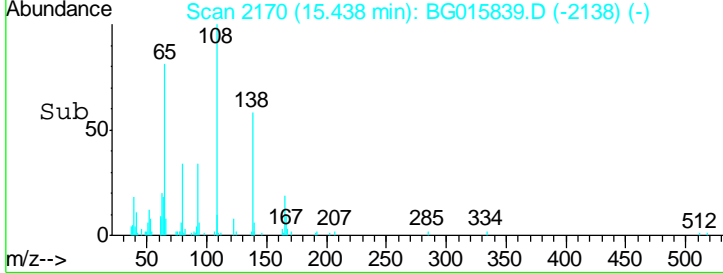
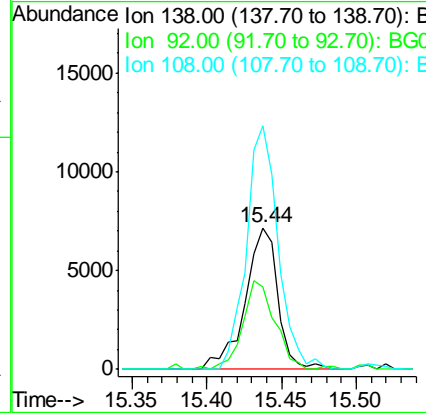
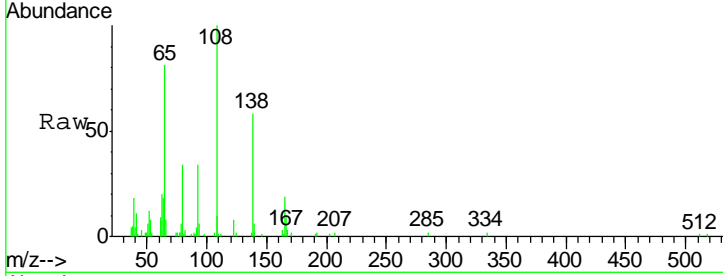




#61
 4-Nitroaniline
 Concen: 8.16 ng
 RT: 15.44 min Scan# 2170
 Delta R.T. -0.01 min
 Lab File: BG015839.D
 Acq: 5 Jan 2015 12:40

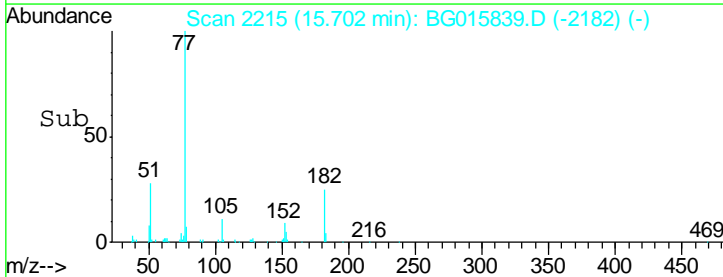
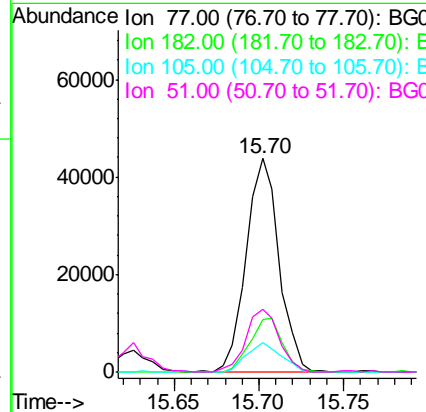
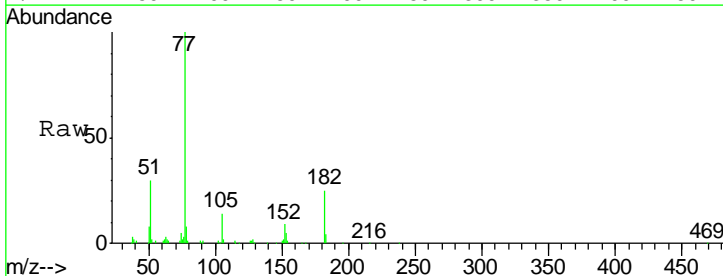
Instrument :
 BNA_G
 LabSampleId :
 SSTDICC010

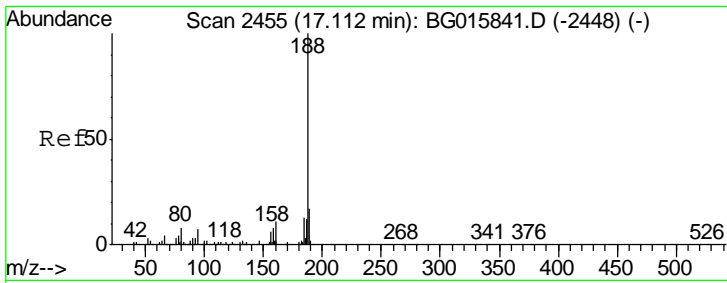
Tgt Ion	Resp	Lower	Upper
138	10829		
138	100		
92	58.5	42.2	82.2
108	171.8	147.2	187.2



#62
 Azobenzene
 Concen: 12.04 ng
 RT: 15.70 min Scan# 2215
 Delta R.T. -0.01 min
 Lab File: BG015839.D
 Acq: 5 Jan 2015 12:40

Tgt Ion	Resp	Lower	Upper
77	59282		
77	100		
182	24.7	7.7	47.7
105	13.5	0.0	35.1
51	29.6	10.6	50.6

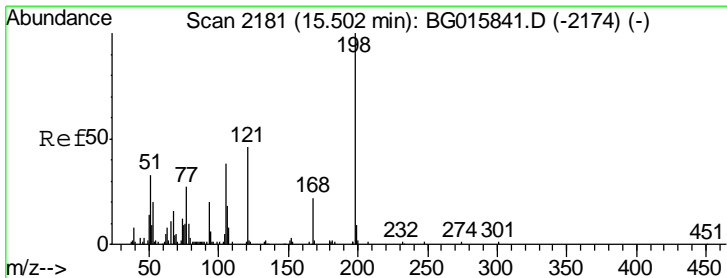
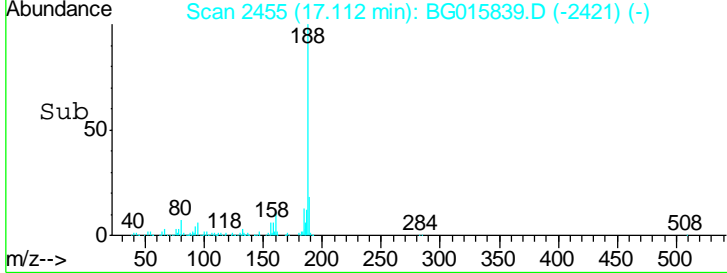
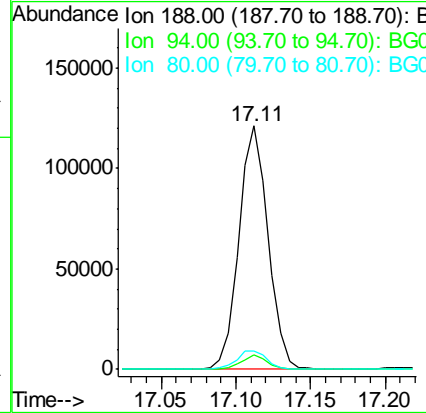
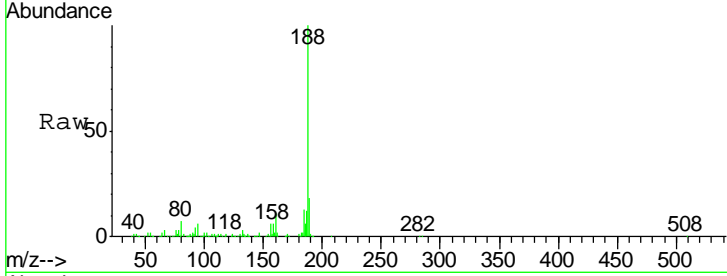




#63
 Phenanthrene-d10
 Concen: 20.00 ng
 RT: 17.11 min Scan# 2455
 Delta R.T. 0.00 min
 Lab File: BG015839.D
 Acq: 5 Jan 2015 12:40

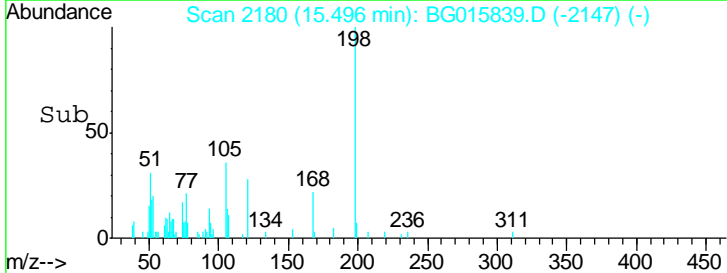
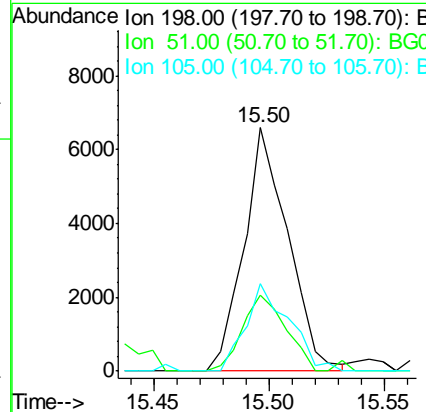
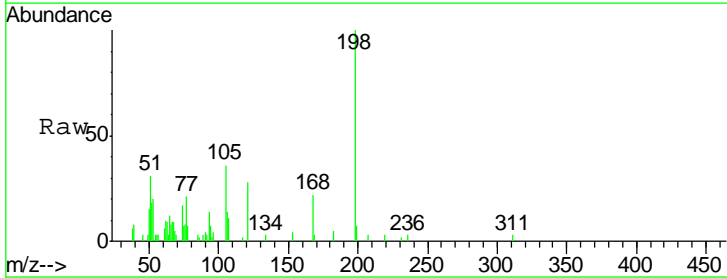
Instrument :
 BNA_G
 LabSampleId :
 SSTDICC010

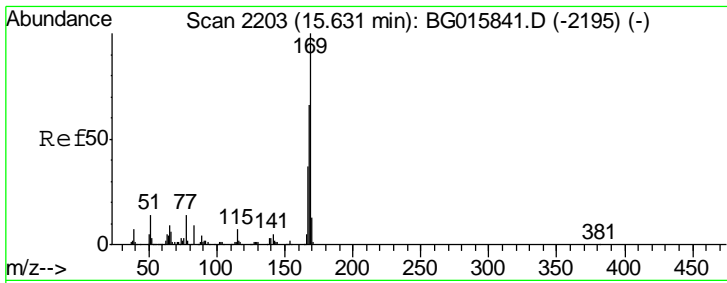
Tgt Ion	Resp	Lower	Upper
188	164842		
94	5.8	5.4	8.0
80	7.3	6.6	9.8



#64
 4,6-Dinitro-2-methylphenol
 Concen: 8.21 ng
 RT: 15.50 min Scan# 2180
 Delta R.T. -0.01 min
 Lab File: BG015839.D
 Acq: 5 Jan 2015 12:40

Tgt Ion	Resp	Lower	Upper
198	8781		
51	31.4	13.6	53.6
105	35.8	17.9	57.9

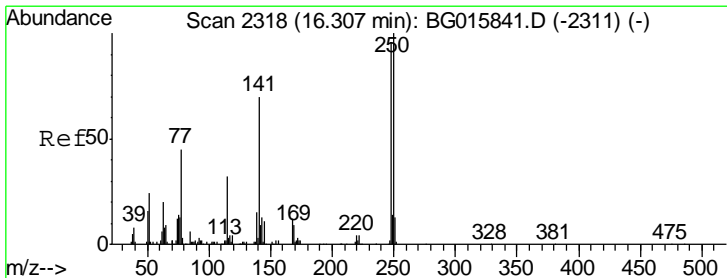
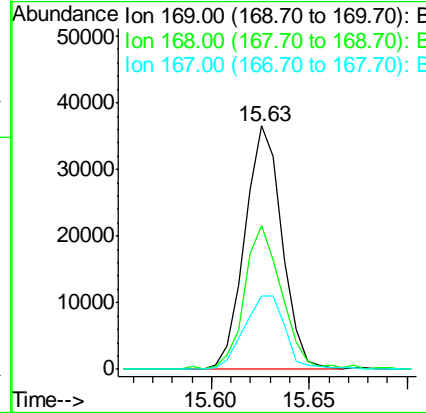
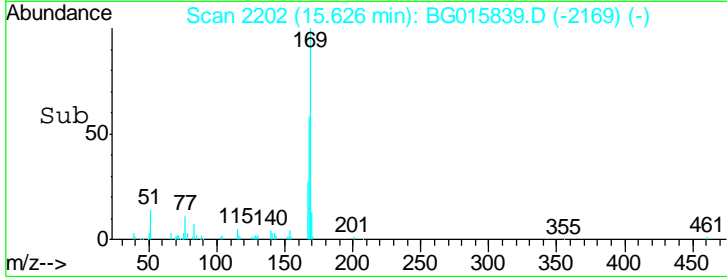
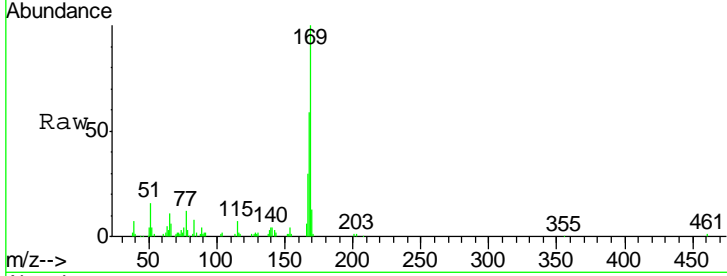




#65
 n-Nitrosodiphenylamine
 Concen: 9.72 ng
 RT: 15.63 min Scan# 2202
 Delta R.T. -0.01 min
 Lab File: BG015839.D
 Acq: 5 Jan 2015 12:40

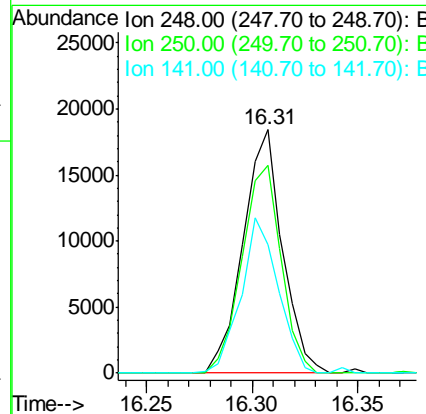
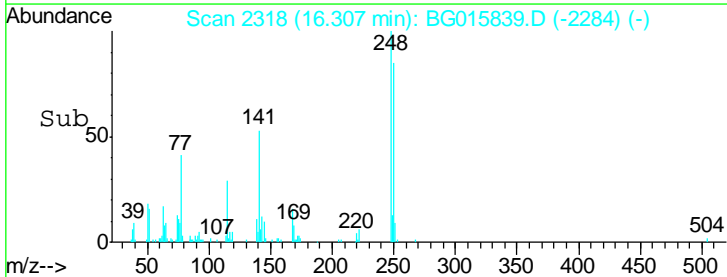
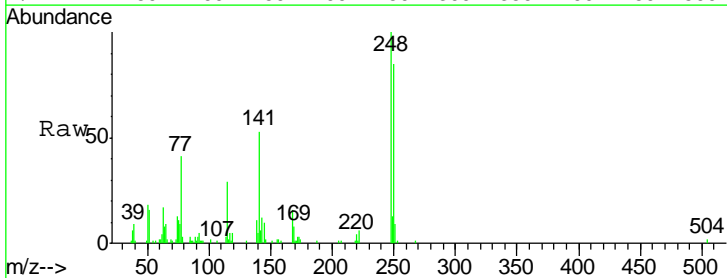
Instrument :
 BNA_G
 LabSampleId :
 SSTDICC010

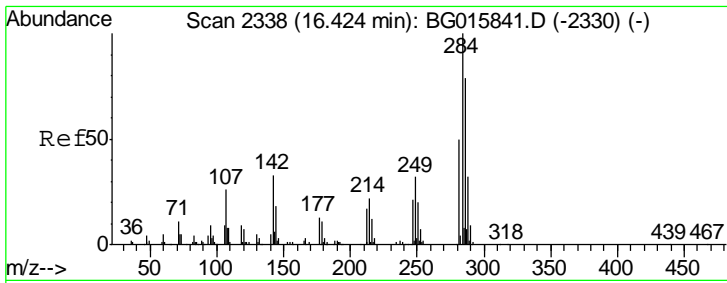
Tgt Ion	Resp	Lower	Upper
169	48208		
168	58.8	52.7	79.1
167	30.2	29.3	43.9



#66
 4-Bromophenyl-phenylether
 Concen: 12.14 ng
 RT: 16.31 min Scan# 2318
 Delta R.T. 0.00 min
 Lab File: BG015839.D
 Acq: 5 Jan 2015 12:40

Tgt Ion	Resp	Lower	Upper
248	23735		
250	85.2	83.5	125.3
141	52.7	58.1	87.1#

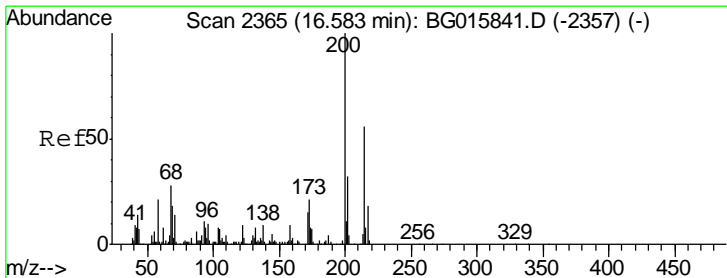
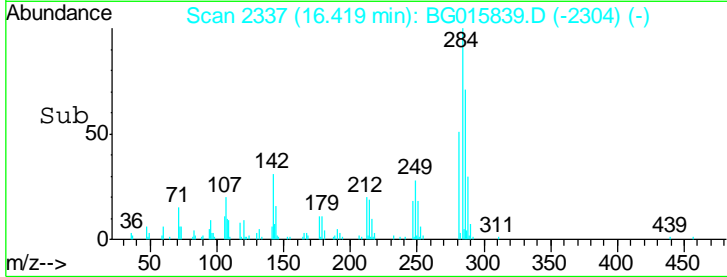
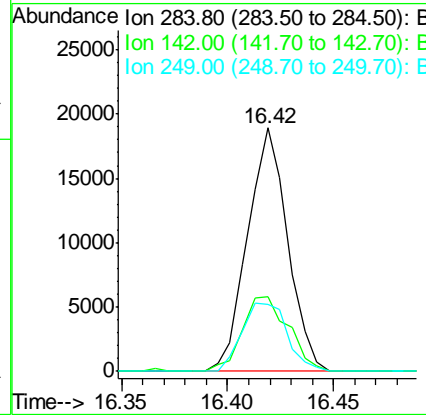
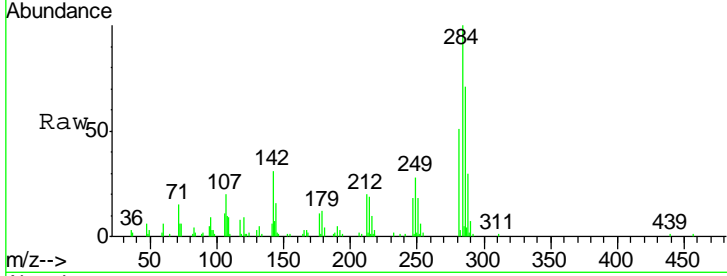




#67
 Hexachlorobenzene
 Concen: 12.04 ng
 RT: 16.42 min Scan# 2337
 Delta R.T. -0.01 min
 Lab File: BG015839.D
 Acq: 5 Jan 2015 12:40

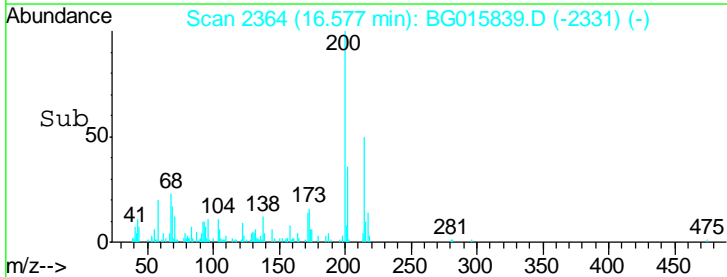
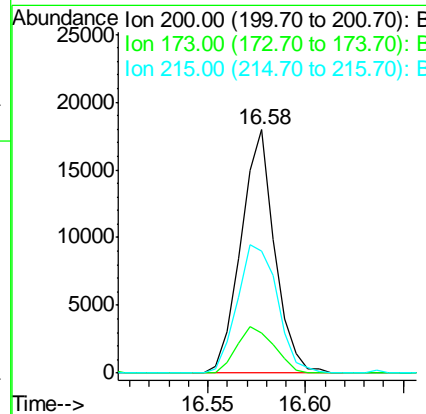
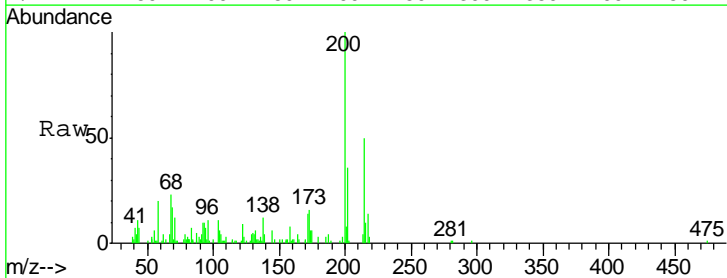
Instrument :
 BNA_G
 LabSampleId :
 SSTDICC010

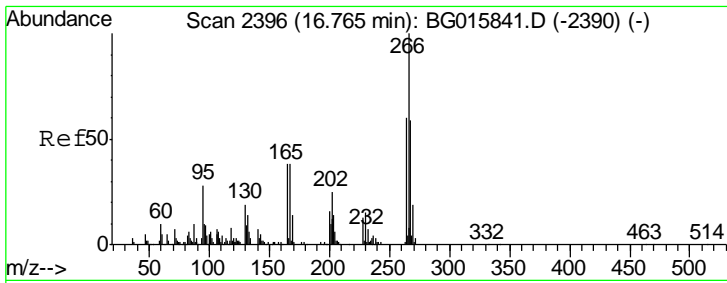
Tgt Ion	Resp	Lower	Upper
284	100		
142	30.9	26.1	39.1
249	29.8	26.0	39.0



#68
 Atrazine
 Concen: 12.11 ng
 RT: 16.58 min Scan# 2364
 Delta R.T. -0.01 min
 Lab File: BG015839.D
 Acq: 5 Jan 2015 12:40

Tgt Ion	Resp	Lower	Upper
200	100		
173	16.4	1.1	41.1
215	49.9	35.6	75.6

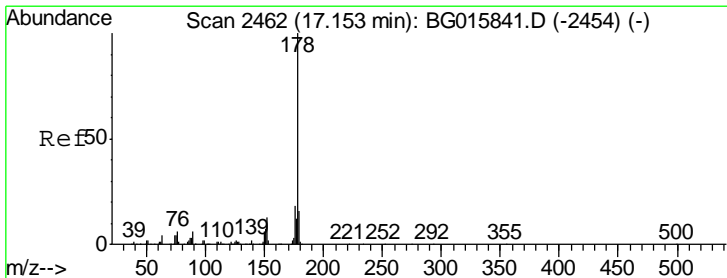
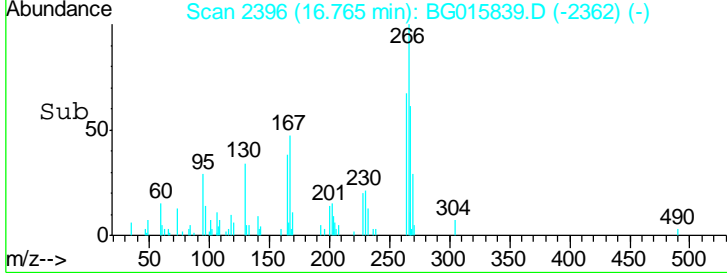
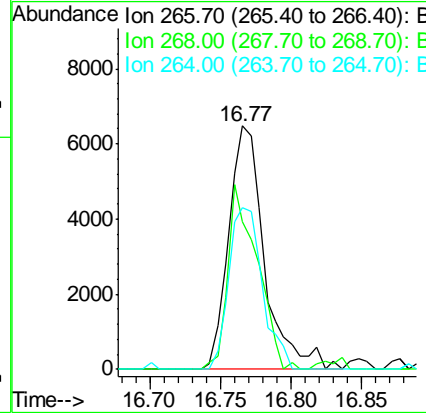
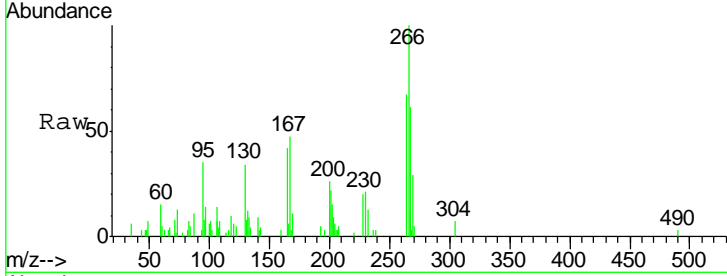




#69
 Pentachlorophenol
 Concen: 9.45 ng
 RT: 16.77 min Scan# 2396
 Delta R.T. 0.00 min
 Lab File: BG015839.D
 Acq: 5 Jan 2015 12:40

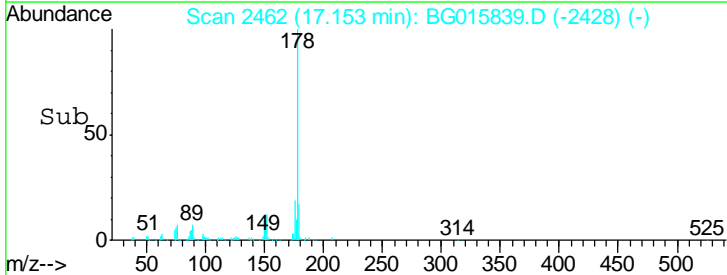
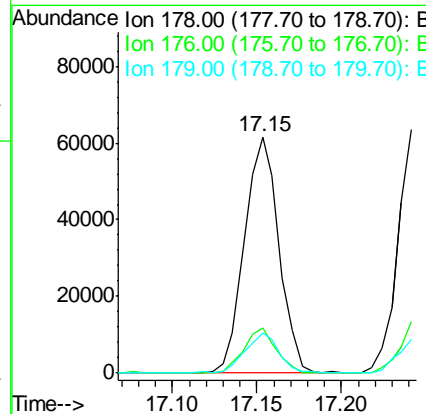
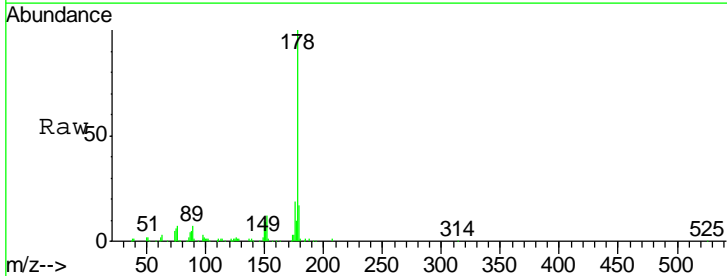
Instrument :
 BNA_G
 LabSampleId :
 SSTDICC010

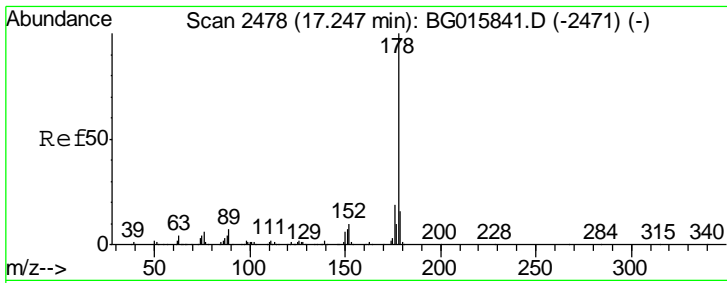
Tgt Ion	Resp	Lower	Upper
266	11437		
268	60.8	50.2	75.2
264	66.6	48.2	72.2



#70
 Phenanthrene
 Concen: 9.72 ng
 RT: 17.15 min Scan# 2462
 Delta R.T. 0.00 min
 Lab File: BG015839.D
 Acq: 5 Jan 2015 12:40

Tgt Ion	Resp	Lower	Upper
178	87410		
176	19.2	14.5	21.7
179	16.9	12.6	19.0

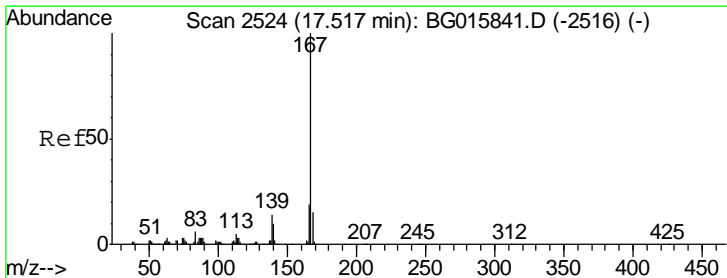
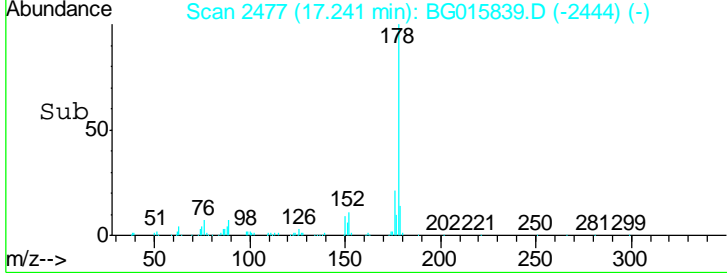
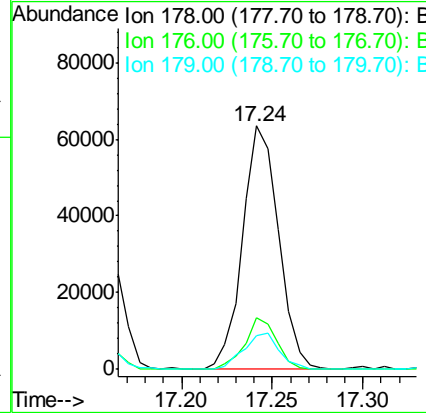
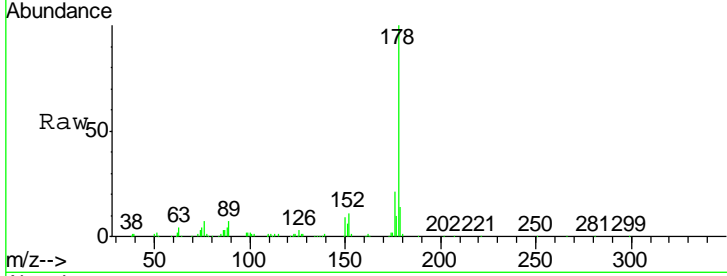




#71
 Anthracene
 Concen: 9.70 ng
 RT: 17.24 min Scan# 2477
 Delta R.T. -0.01 min
 Lab File: BG015839.D
 Acq: 5 Jan 2015 12:40

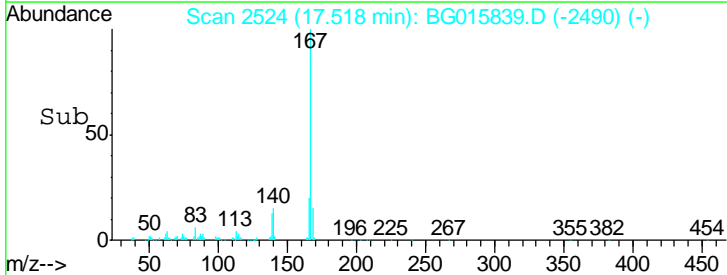
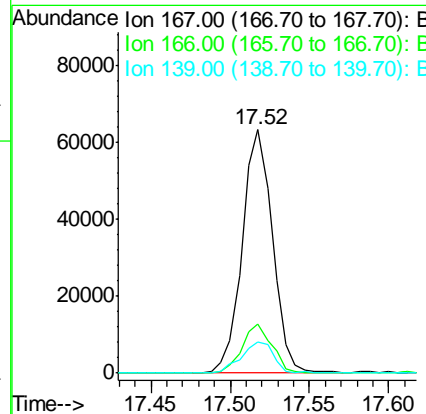
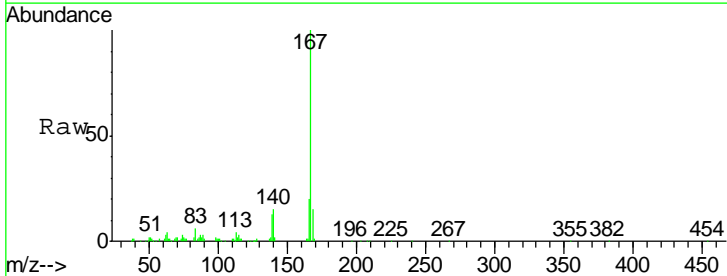
Instrument :
 BNA_G
 LabSampleId :
 SSTDICC010

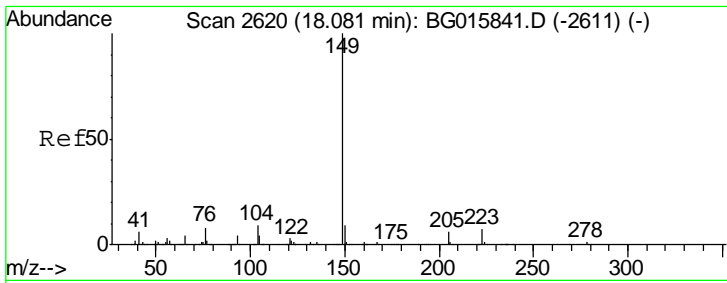
Tgt Ion	Resp	Lower	Upper
178	100		
176	21.2	15.6	23.4
179	13.9	12.6	18.8



#72
 Carbazole
 Concen: 9.66 ng
 RT: 17.52 min Scan# 2524
 Delta R.T. 0.00 min
 Lab File: BG015839.D
 Acq: 5 Jan 2015 12:40

Tgt Ion	Resp	Lower	Upper
167	100		
166	19.9	15.0	22.4
139	12.9	11.0	16.4

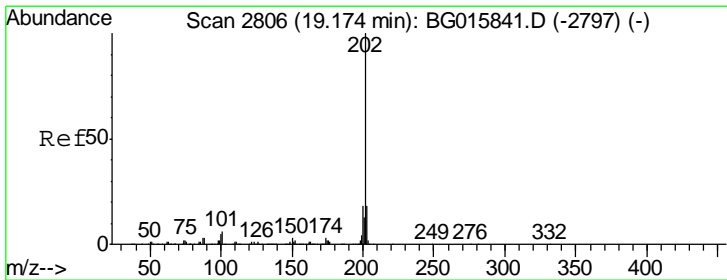
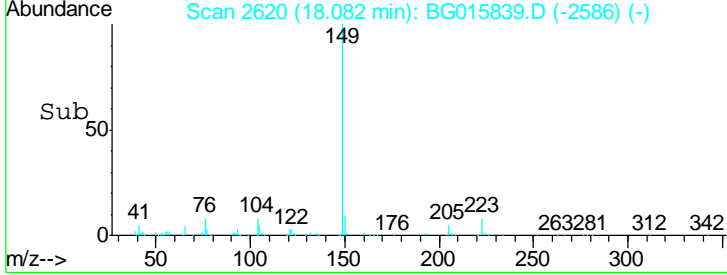
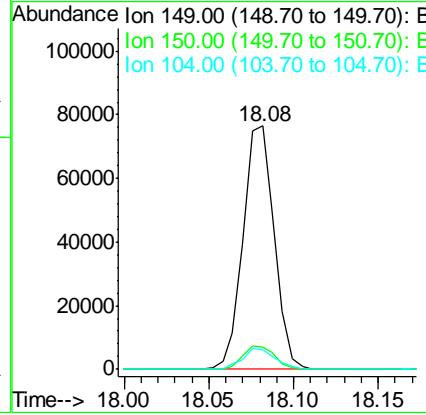
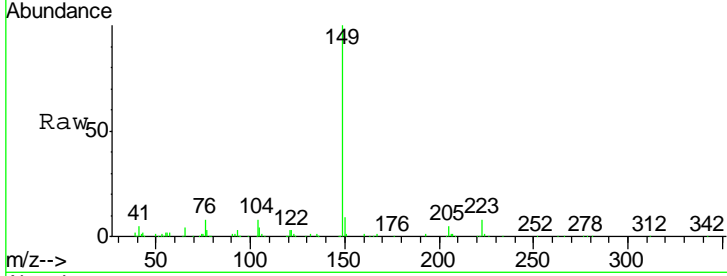




#73
 Di-n-butylphthalate
 Concen: 9.35 ng
 RT: 18.08 min Scan# 2620
 Delta R.T. 0.00 min
 Lab File: BG015839.D
 Acq: 5 Jan 2015 12:40

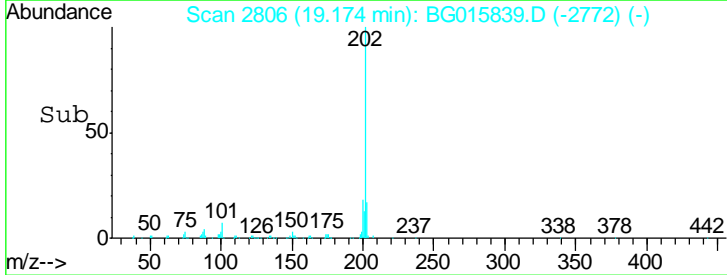
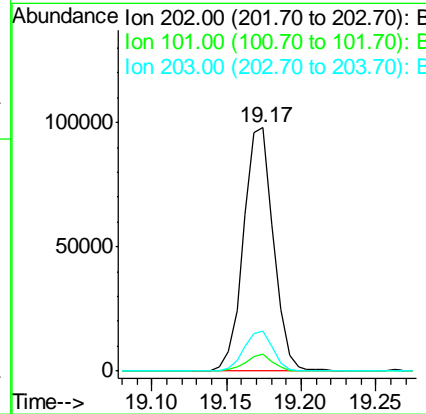
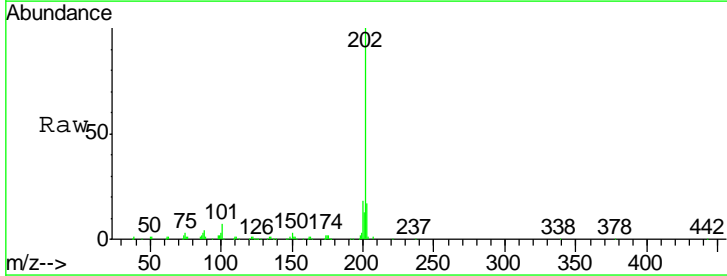
Instrument :
 BNA_G
 LabSampleId :
 SSTDICC010

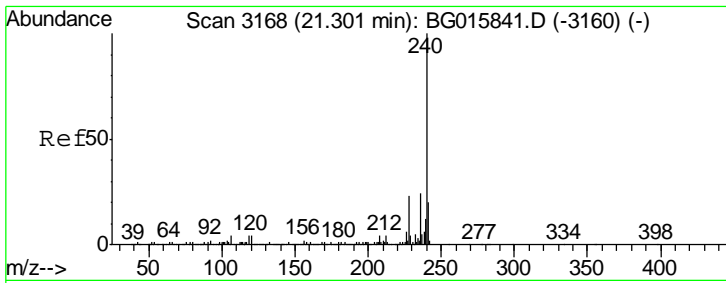
Tgt Ion	Resp	Lower	Upper
149	100		
150	9.0	7.1	10.7
104	8.2	6.8	10.2



#74
 Fluoranthene
 Concen: 11.97 ng
 RT: 19.17 min Scan# 2806
 Delta R.T. 0.00 min
 Lab File: BG015839.D
 Acq: 5 Jan 2015 12:40

Tgt Ion	Resp	Lower	Upper
202	100		
101	6.8	0.0	26.1
203	16.5	0.0	38.0

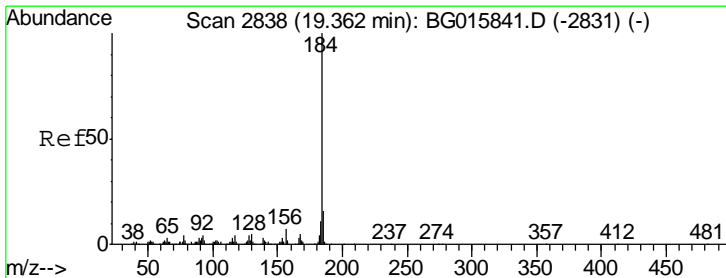
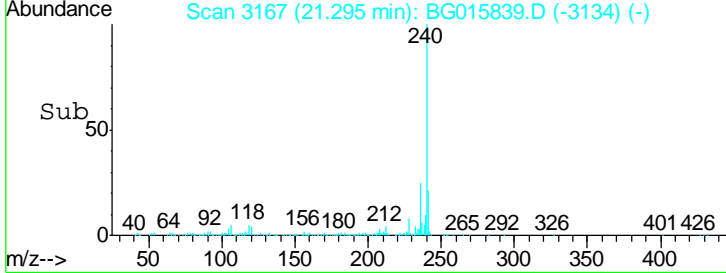
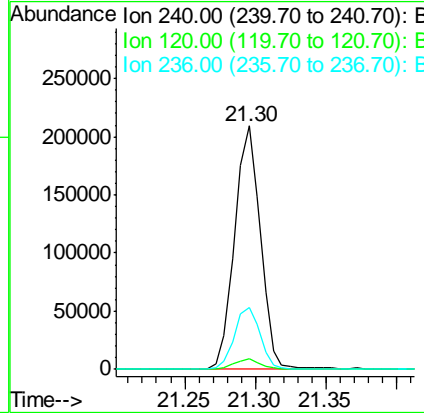
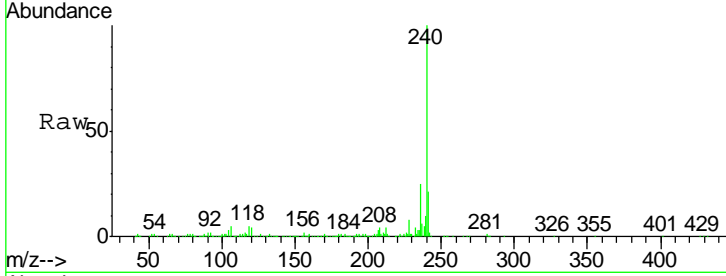




#75
 Chrysene-d12
 Concen: 20.00 ng
 RT: 21.30 min Scan# 3167
 Delta R.T. -0.01 min
 Lab File: BG015839.D
 Acq: 5 Jan 2015 12:40

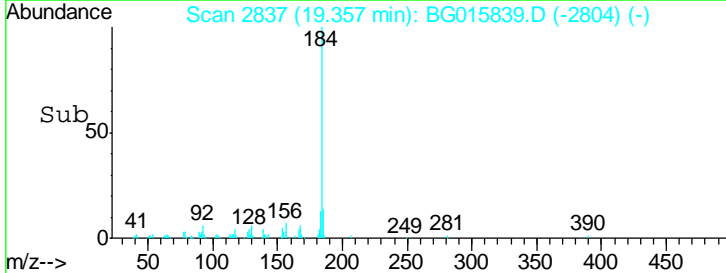
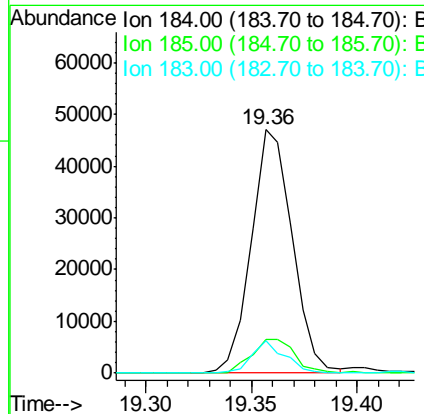
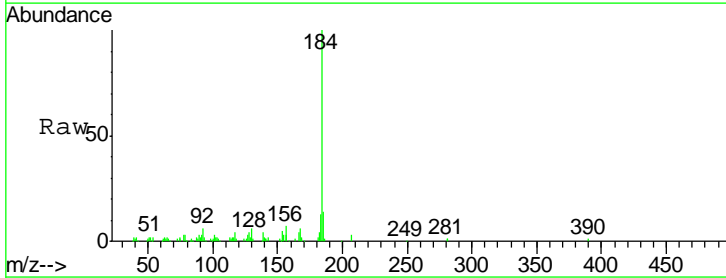
Instrument :
 BNA_G
 LabSampleId :
 SSTDIC010

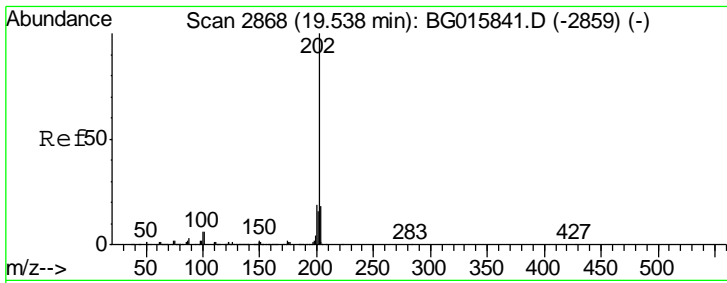
Tgt Ion	Resp	Lower	Upper
240	100		
120	4.5	3.4	5.2
236	25.2	19.0	28.6



#76
 Benzidine
 Concen: 10.09 ng
 RT: 19.36 min Scan# 2837
 Delta R.T. -0.01 min
 Lab File: BG015839.D
 Acq: 5 Jan 2015 12:40

Tgt Ion	Resp	Lower	Upper
184	100		
185	14.0	12.6	18.8
183	13.5	8.4	12.6#

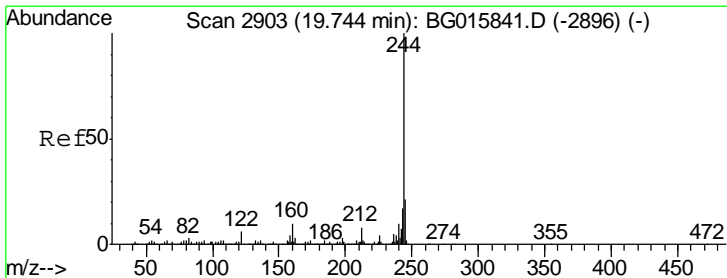
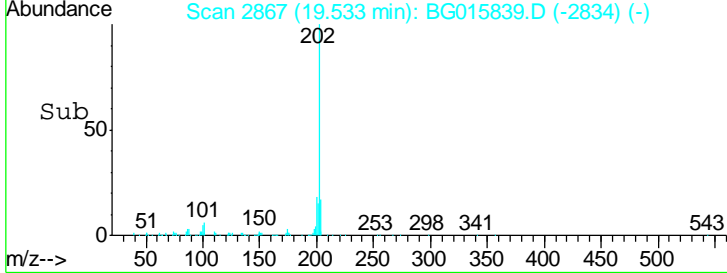
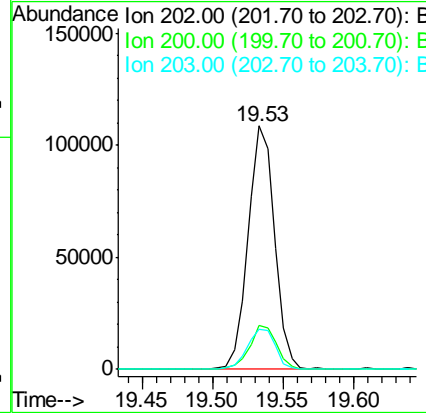
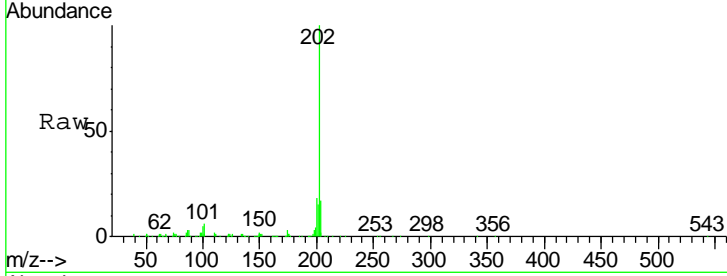




#77
 Pyrene
 Concen: 10.50 ng
 RT: 19.53 min Scan# 2867
 Delta R.T. -0.01 min
 Lab File: BG015839.D
 Acq: 5 Jan 2015 12:40

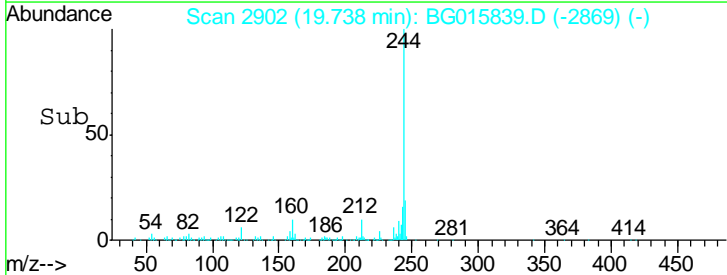
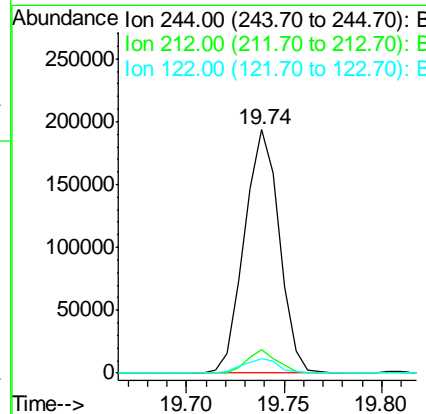
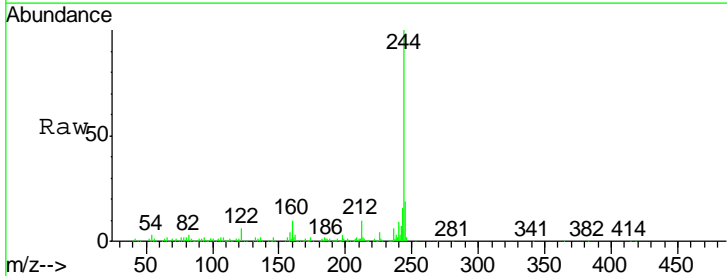
Instrument :
 BNA_G
 LabSampleId :
 SSTDICC010

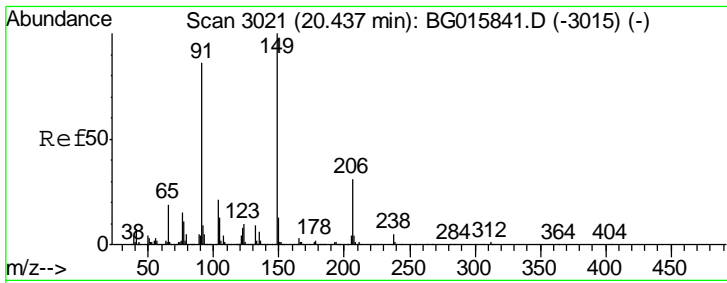
Tgt Ion	Resp	Lower	Upper
202	142816		
200	17.8	15.1	22.7
203	16.6	14.2	21.4



#78
 Terphenyl-d14
 Concen: 11.47 ng
 RT: 19.74 min Scan# 2902
 Delta R.T. -0.01 min
 Lab File: BG015839.D
 Acq: 5 Jan 2015 12:40

Tgt Ion	Resp	Lower	Upper
244	240503		
212	9.6	6.6	9.8
122	6.1	4.7	7.1

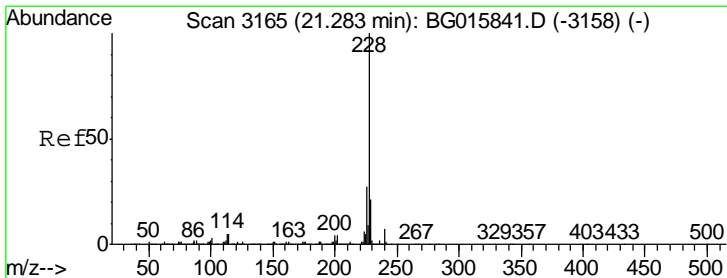
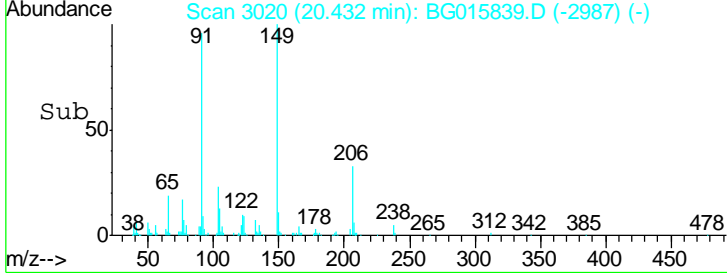
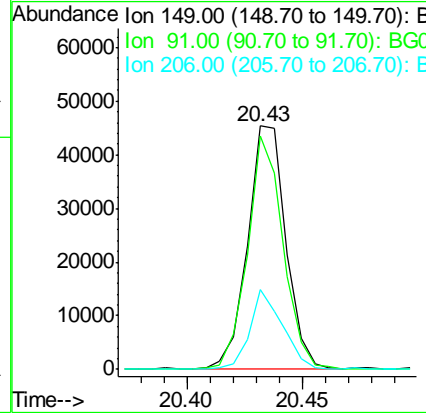
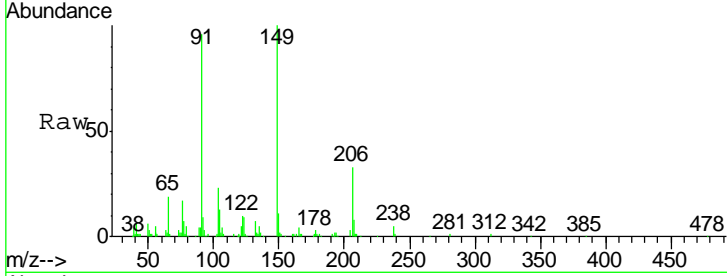




#79
 Butylbenzylphthalate
 Concen: 8.99 ng
 RT: 20.43 min Scan# 3020
 Delta R.T. -0.01 min
 Lab File: BG015839.D
 Acq: 5 Jan 2015 12:40

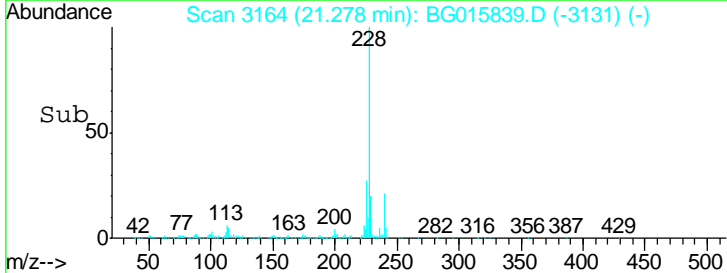
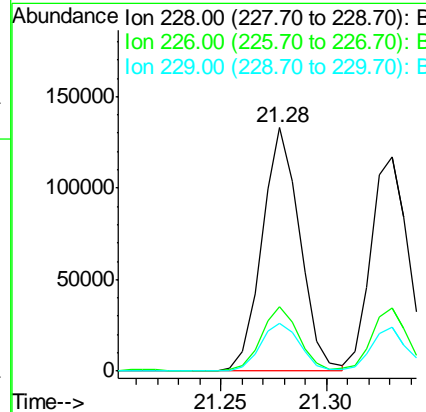
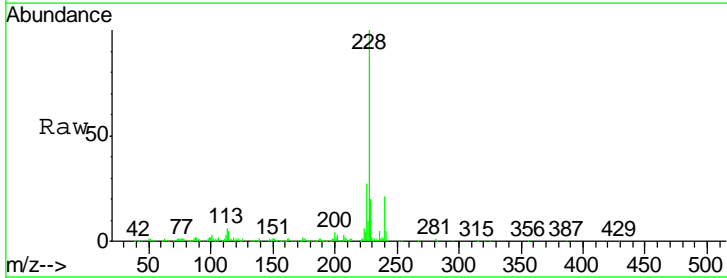
Instrument :
 BNA_G
 LabSampleId :
 SSTDIC010

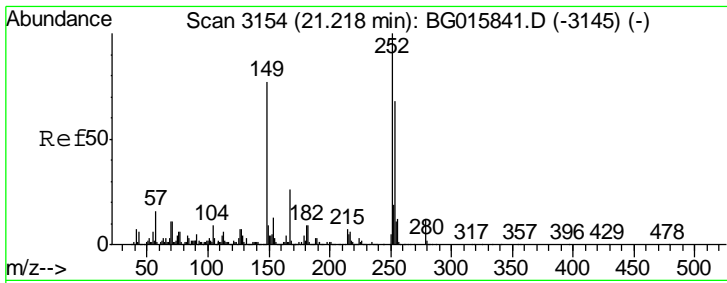
Tgt Ion	Resp	Ion Ratio	Lower	Upper
149	52750	100		
91		95.8	68.4	102.6
206		32.9	24.9	37.3



#80
 Benzo(a)anthracene
 Concen: 11.41 ng
 RT: 21.28 min Scan# 3164
 Delta R.T. -0.01 min
 Lab File: BG015839.D
 Acq: 5 Jan 2015 12:40

Tgt Ion	Resp	Ion Ratio	Lower	Upper
228	165187	100		
226		26.6	21.4	32.2
229		19.8	16.8	25.2

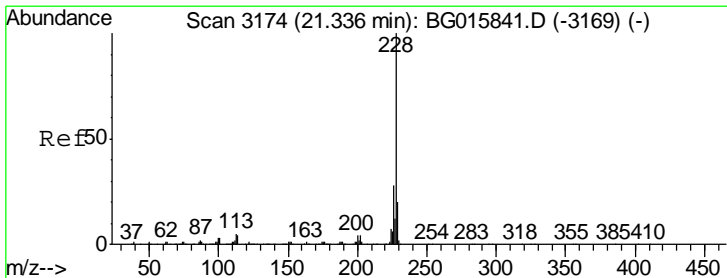
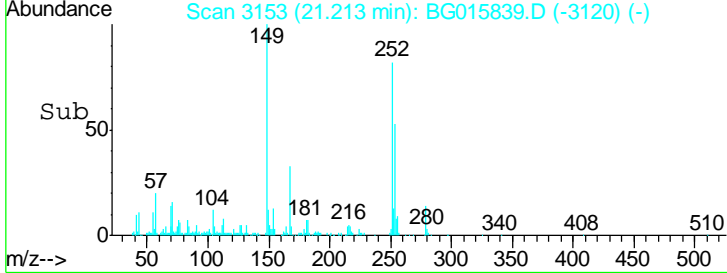
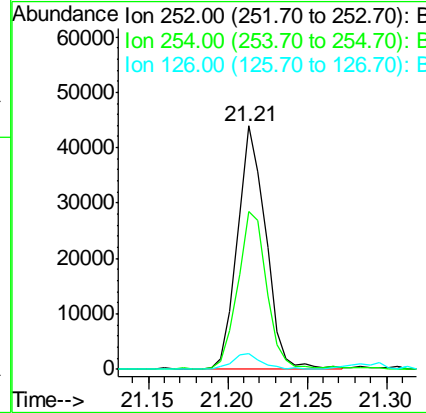
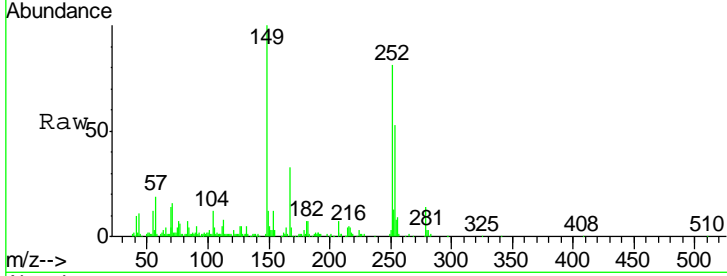




#81
 3,3'-Dichlorobenzidine
 Concen: 9.92 ng
 RT: 21.21 min Scan# 3153
 Delta R.T. -0.01 min
 Lab File: BG015839.D
 Acq: 5 Jan 2015 12:40

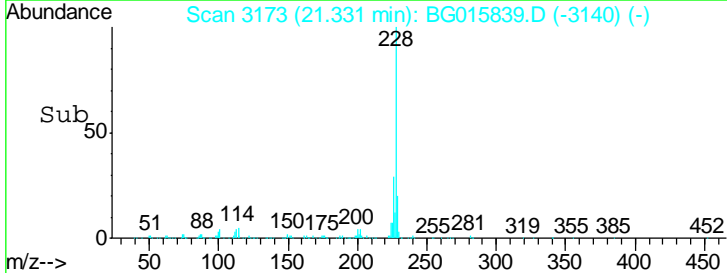
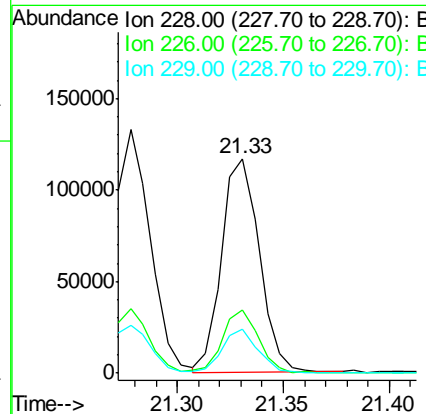
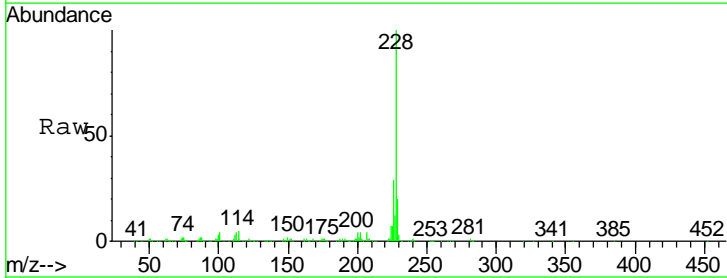
Instrument :
 BNA_G
 LabSampleId :
 SSTDICC010

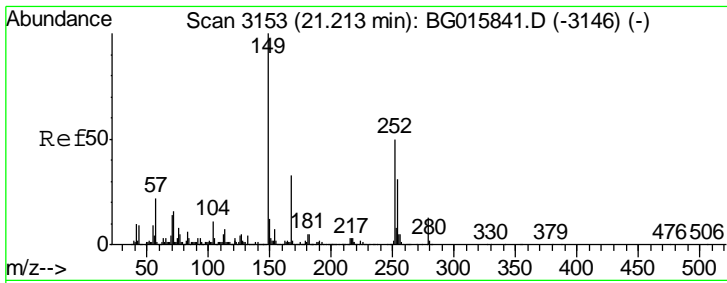
Tgt Ion	Resp	Lower	Upper
252	100		
254	64.7	54.0	81.0
126	6.6	5.8	8.8



#82
 Chrysene
 Concen: 10.81 ng
 RT: 21.33 min Scan# 3173
 Delta R.T. -0.01 min
 Lab File: BG015839.D
 Acq: 5 Jan 2015 12:40

Tgt Ion	Resp	Lower	Upper
228	100		
226	29.2	22.5	33.7
229	20.2	15.8	23.6

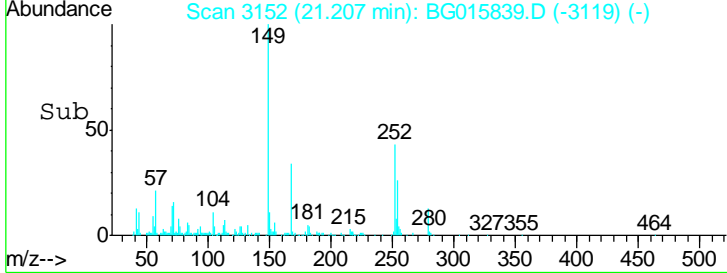
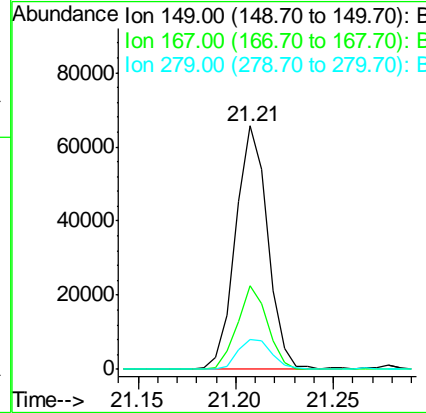
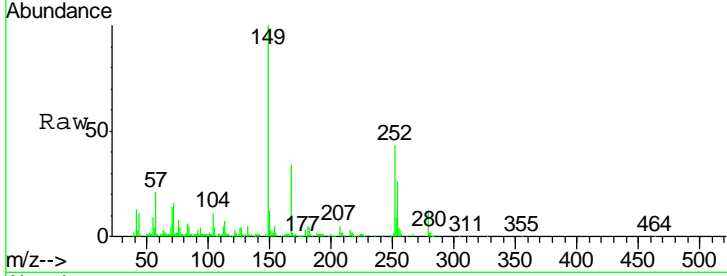




#83
 Bis(2-ethylhexyl)phthalate
 Concen: 8.91 ng
 RT: 21.21 min Scan# 3152
 Delta R.T. -0.01 min
 Lab File: BG015839.D
 Acq: 5 Jan 2015 12:40

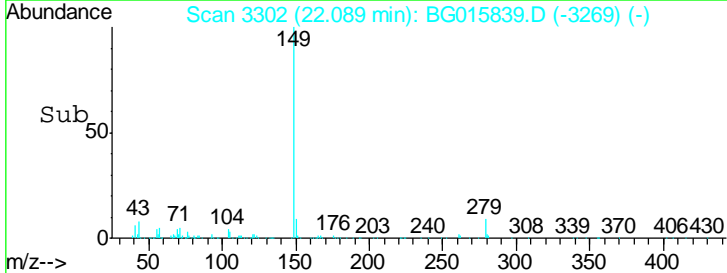
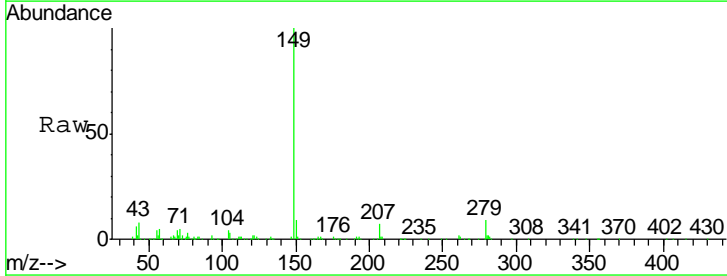
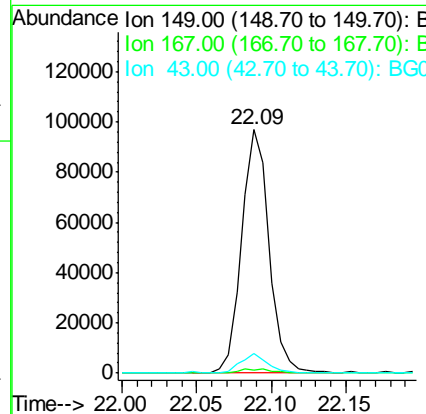
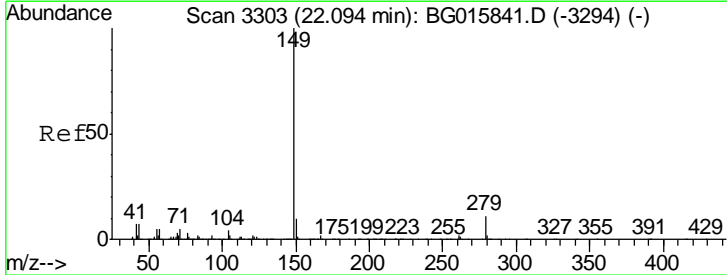
Instrument :
 BNA_G
 LabSampleId :
 SSTDICC010

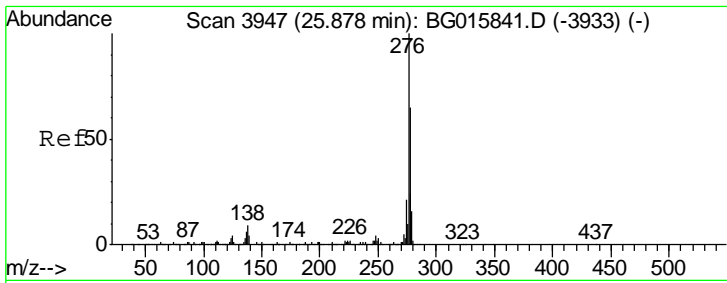
Tgt Ion	Resp	Lower	Upper
149	100		
167	34.3	26.2	39.2
279	12.5	10.5	15.7



#84
 Di-n-octyl phthalate
 Concen: 8.94 ng
 RT: 22.09 min Scan# 3302
 Delta R.T. -0.01 min
 Lab File: BG015839.D
 Acq: 5 Jan 2015 12:40

Tgt Ion	Resp	Lower	Upper
149	100		
167	1.9	1.6	2.4
43	7.9	5.9	8.9

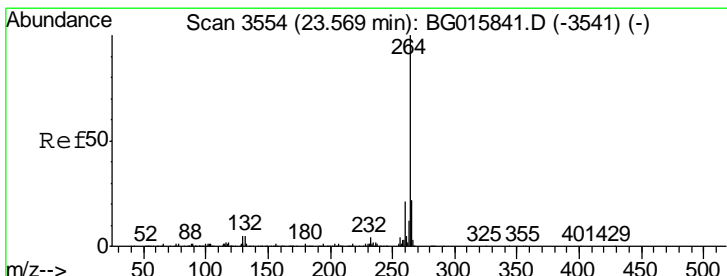
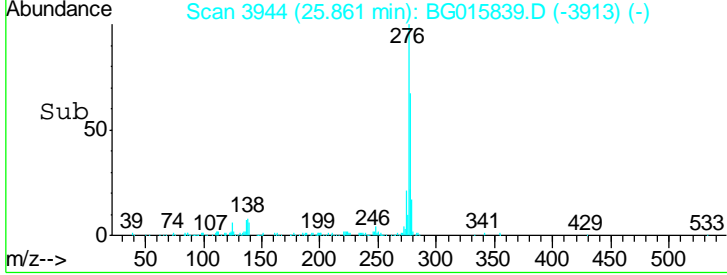
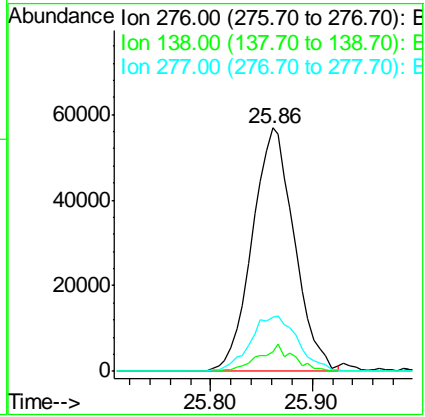
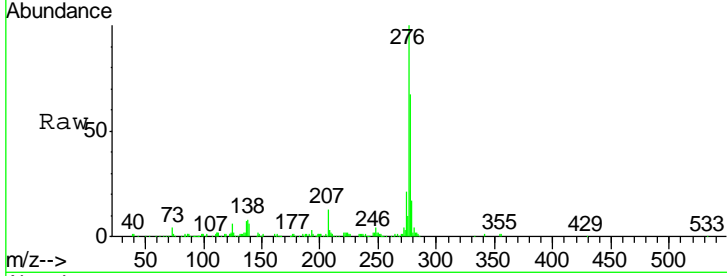




#85
 Indeno(1,2,3-cd)pyrene
 Concen: 10.95 ng
 RT: 25.86 min Scan# 3944
 Delta R.T. -0.02 min
 Lab File: BG015839.D
 Acq: 5 Jan 2015 12:40

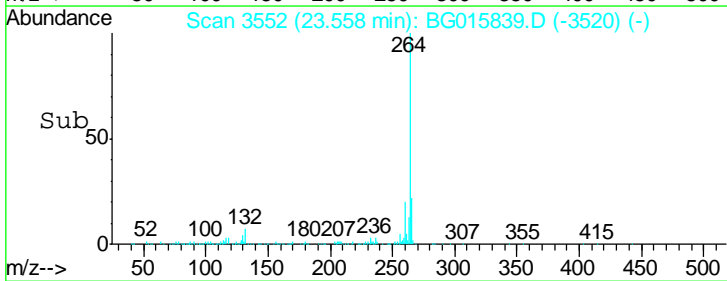
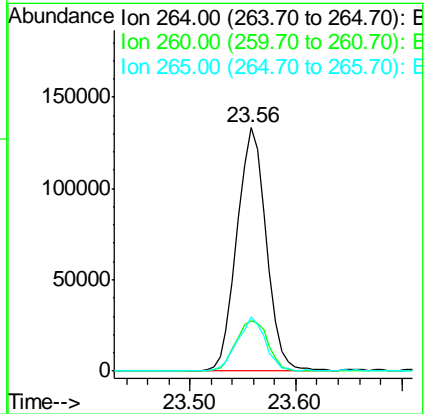
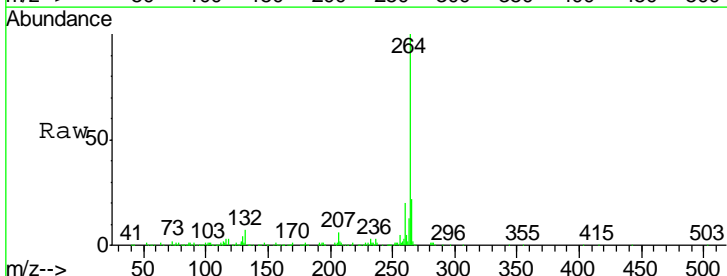
Instrument :
 BNA_G
 LabSampleId :
 SSTDIC010

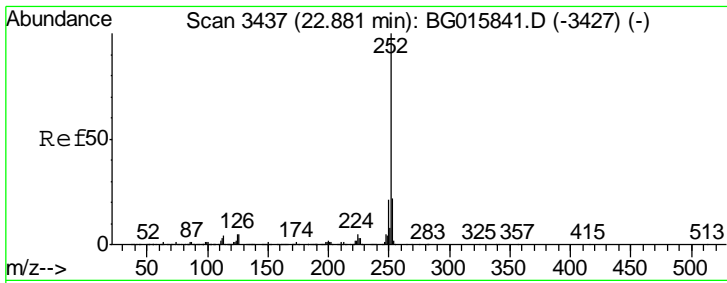
Tgt Ion	Resp	Lower	Upper
276	100		
138	9.3	7.8	11.6
277	25.5	20.6	31.0



#86
 Perylene-d12
 Concen: 20.00 ng
 RT: 23.56 min Scan# 3552
 Delta R.T. -0.01 min
 Lab File: BG015839.D
 Acq: 5 Jan 2015 12:40

Tgt Ion	Resp	Lower	Upper
264	100		
260	20.5	17.0	25.4
265	22.1	17.4	26.0

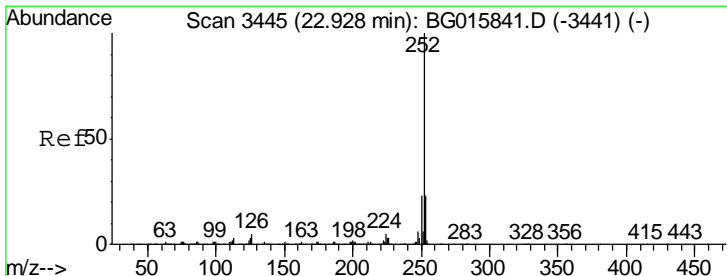
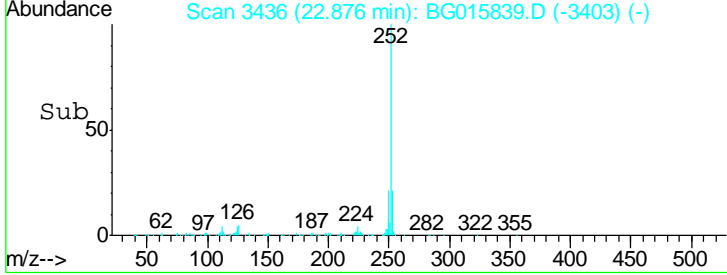
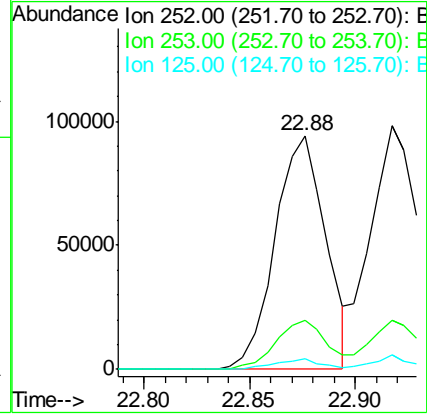
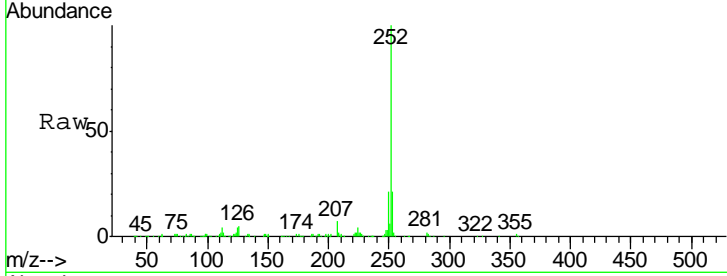




#87
 Benzo(b)fluoranthene
 Concen: 10.46 ng
 RT: 22.88 min Scan# 3436
 Delta R.T. -0.01 min
 Lab File: BG015839.D
 Acq: 5 Jan 2015 12:40

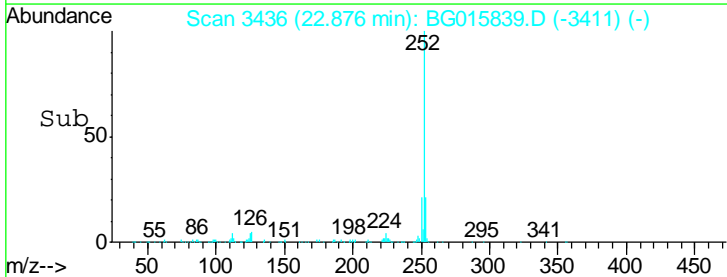
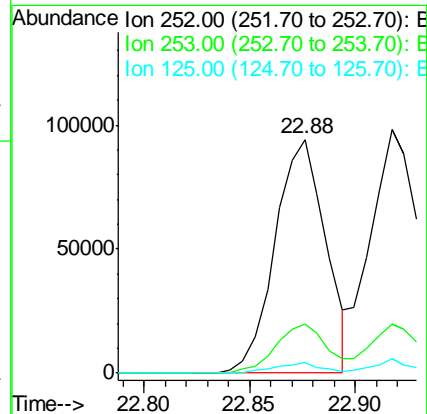
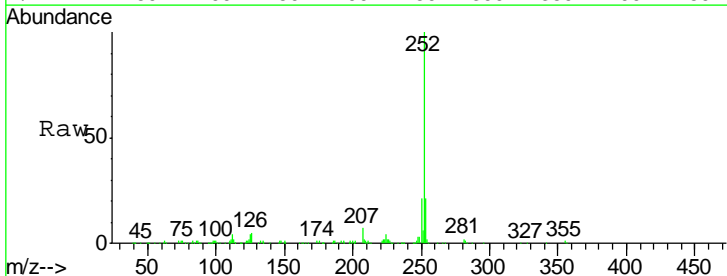
Instrument :
 BNA_G
 LabSampleId :
 SSTDICC010

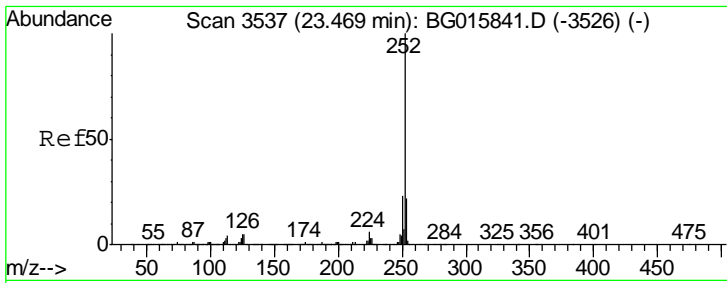
Tgt Ion	Resp	Lower	Upper
252	100		
253	20.8	17.8	26.8
125	4.5	3.6	5.4



#88
 Benzo(k)fluoranthene
 Concen: 10.65 ng
 RT: 22.88 min Scan# 3436
 Delta R.T. -0.05 min
 Lab File: BG015839.D
 Acq: 5 Jan 2015 12:40

Tgt Ion	Resp	Lower	Upper
252	100		
253	20.8	18.2	27.2
125	4.5	3.0	4.6

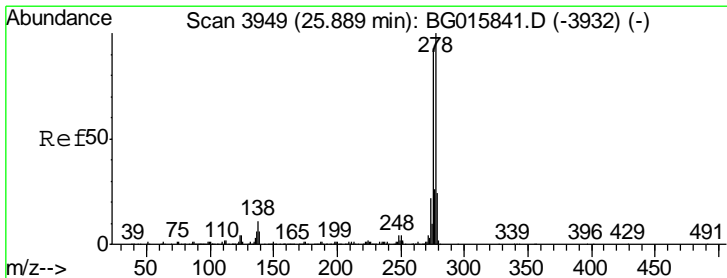
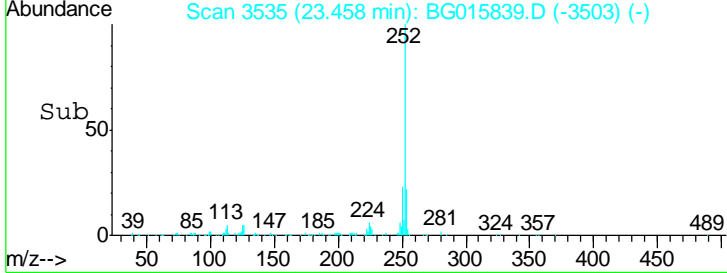
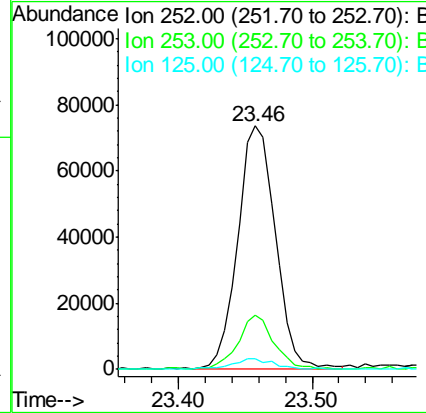
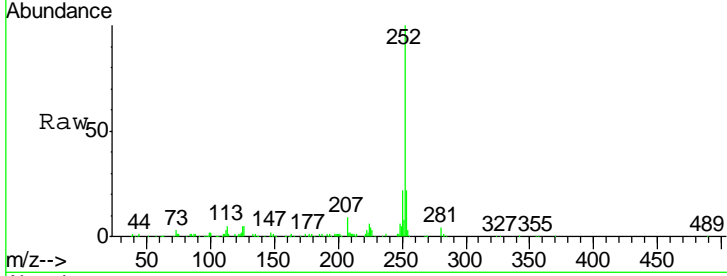




#89
 Benzo(a)pyrene
 Concen: 10.21 ng
 RT: 23.46 min Scan# 3535
 Delta R.T. -0.01 min
 Lab File: BG015839.D
 Acq: 5 Jan 2015 12:40

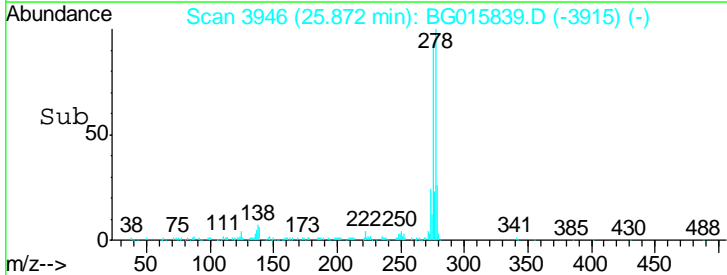
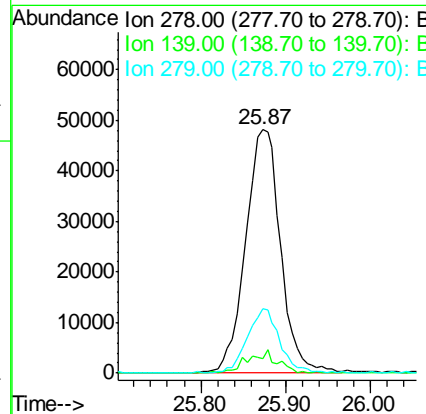
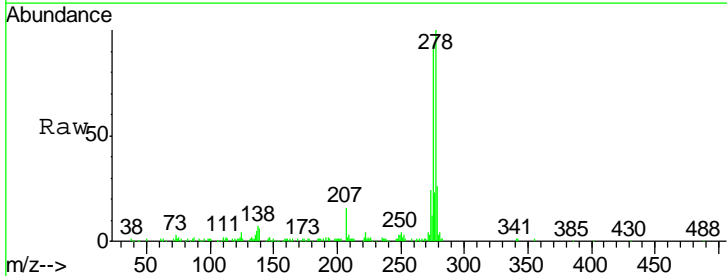
Instrument :
 BNA_G
 LabSampleId :
 SSTDICC010

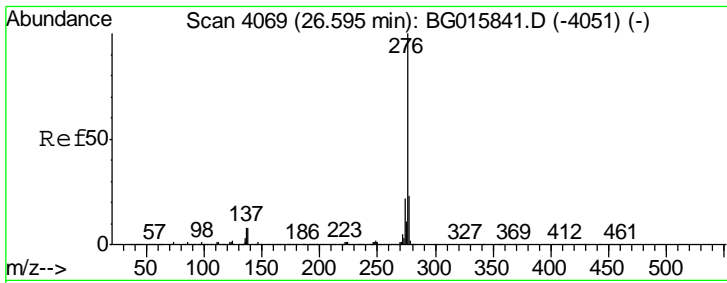
Tgt Ion	Resp	Lower	Upper
252	142555		
253	22.4	17.9	26.9
125	4.6	3.7	5.5



#90
 Dibenzo(a,h)anthracene
 Concen: 10.37 ng
 RT: 25.87 min Scan# 3946
 Delta R.T. -0.02 min
 Lab File: BG015839.D
 Acq: 5 Jan 2015 12:40

Tgt Ion	Resp	Lower	Upper
278	138630		
139	6.1	4.9	7.3
279	26.2	19.1	28.7





#91
 Benzo(g,h,i)perylene
 Concen: 10.29 ng
 RT: 26.57 min Scan# 4064
 Delta R.T. -0.03 min
 Lab File: BG015839.D
 Acq: 5 Jan 2015 12:40

Instrument :
 BNA_G
 LabSampleId :
 SSTDICC010

Tgt Ion: 276 Resp: 137382

Ion	Ratio	Lower	Upper
276	100		
277	21.4	18.2	27.2
138	7.0	6.4	9.6

