

Data File : BG044053.D
 Acq On : 15 Jan 2020 17:11
 Operator : JU
 Sample : PB126095BSD
 Misc :
 ALS Vial : 4 Sample Multiplier: 1

Instrument :
 BNA_G
 ClientSampleId :
 PB126095BSD

Quant Time: Jan 16 08:10:06 2020
 Quant Method : Z:\SVOASRV\HPCHEM1\BNA_G\METHODS\8270-BG123019.M
 Quant Title : ASP BNA STANDARDS FOR 5 POINT CALIBRATION
 QLast Update : Tue Dec 31 13:32:23 2019
 Response via : Initial Calibration

Internal Standards	R.T.	QIon	Response	Conc	Units	Dev(Min)
1) 1,4-Dichlorobenzene-d4	7.94	152	85603	20.00	ng	-0.02
21) Naphthalene-d8	10.75	136	368874	20.00	ng	-0.02
39) Acenaphthene-d10	14.58	164	242879	20.00	ng	-0.02
64) Phenanthrene-d10	17.32	188	535203	20.00	ng	-0.02
76) Chrysene-d12	21.57	240	476153	20.00	ng	-0.02
87) Perylene-d12	24.68	264	537615	20.00	ng	-0.05

System Monitoring Compounds

5) 2-Fluorophenol	5.52	112	434527	93.20	ng	-0.02
7) Phenol-d6	7.11	99	563806	86.51	ng	0.00
23) Nitrobenzene-d5	9.10	82	549350	79.67	ng	-0.02
42) 2,4,6-Tribromophenol	16.06	330	216967	85.36	ng	-0.02
45) 2-Fluorobiphenyl	13.20	172	1222465	91.19	ng	-0.02
79) Terphenyl-d14	19.93	244	1822417	95.17	ng	-0.02

Target Compounds

						Qvalue
2) 1,4-Dioxane	3.41	88	98197	48.306	ng	97
3) Pyridine	3.81	79	228053	37.976	ng	95
4) n-Nitrosodimethylamine	3.72	42	111975	41.881	ng	96
6) Aniline	7.26	93	286769	33.502	ng	95
8) 2-Chlorophenol	7.51	128	270413	49.406	ng	95
9) Benzaldehyde	7.07	77	156464	37.513	ng	97
10) Phenol	7.14	94	328788	48.967	ng	98
11) bis(2-Chloroethyl)ether	7.36	93	244337	42.157	ng	98
12) 1,3-Dichlorobenzene	7.83	146	278385	43.465	ng	99
13) 1,4-Dichlorobenzene	7.98	146	279377	44.208	ng	98
14) 1,2-Dichlorobenzene	8.30	146	263716	43.476	ng	100
15) Benzyl Alcohol	8.18	79	217987	42.383	ng	97
16) 2,2'-oxybis(1-Chloropropan	8.48	45	323702	36.100	ng	97
17) 2-Methylphenol	8.39	107	226404	46.595	ng	99
18) Hexachloroethane	9.03	117	101960	41.464	ng	96
19) n-Nitroso-di-n-propylamine	8.75	70	190095	39.169	ng	98
20) 3+4-Methylphenols	8.72	107	312406	46.089	ng	97
22) Acetophenone	8.76	105	361445	39.414	ng	# 97
24) Nitrobenzene	9.14	77	270781	39.650	ng	97
25) Isophorone	9.66	82	516495	39.926	ng	100
26) 2-Nitrophenol	9.85	139	149607	46.303	ng	96
27) 2,4-Dimethylphenol	9.92	122	254856	52.399	ng	97
28) bis(2-Chloroethoxy)methane	10.15	93	328565	38.097	ng	99
29) 2,4-Dichlorophenol	10.39	162	262852	45.307	ng	98
30) 1,2,4-Trichlorobenzene	10.61	180	260205	40.001	ng	98
31) Naphthalene	10.79	128	765511	42.885	ng	98
32) Benzoic acid	10.06	122	132671	35.388	ng	94
33) 4-Chloroaniline	10.90	127	189950	22.310	ng	97
34) Hexachlorobutadiene	11.09	225	150654	37.932	ng	98
35) Caprolactam	11.66	113	65388	30.276	ng	94
36) 4-Chloro-3-methylphenol	12.03	107	276902	44.834	ng	98
37) 2-Methylnaphthalene	12.40	142	577087	42.942	ng	96
38) 1-Methylnaphthalene	12.62	142	543932	42.705	ng	100
40) 1,2,4,5-Tetrachlorobenzene	12.77	216	275447	38.693	ng	98

Data File : BG044053.D
 Acq On : 15 Jan 2020 17:11
 Operator : JU
 Sample : PB126095BSD
 Misc :
 ALS Vial : 4 Sample Multiplier: 1

Instrument :
 BNA_G
 ClientSampleId :
 PB126095BSD

Quant Time: Jan 16 08:10:06 2020
 Quant Method : Z:\SVOASRV\HPCHEM1\BNA_G\METHODS\8270-BG123019.M
 Quant Title : ASP BNA STANDARDS FOR 5 POINT CALIBRATION
 QLast Update : Tue Dec 31 13:32:23 2019
 Response via : Initial Calibration

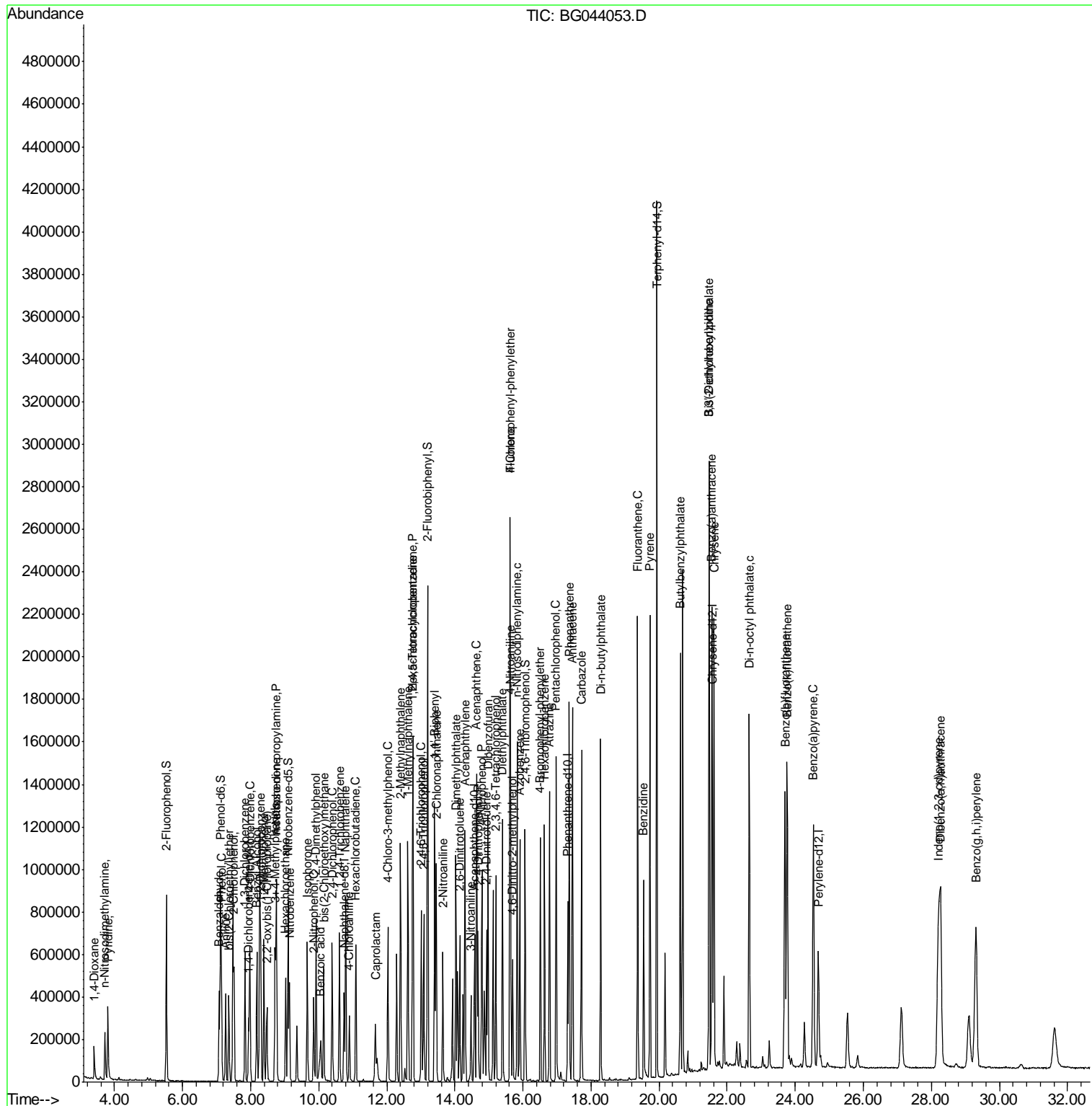
Internal Standards	R.T.	QIon	Response	Conc	Units	Dev(Min)
41) Hexachlorocyclopentadiene	12.76	237	367214	99.498	ng	99
43) 2,4,6-Trichlorophenol	13.01	196	210642	43.003	ng	96
44) 2,4,5-Trichlorophenol	13.08	196	225229	44.582	ng	99
46) 1,1'-Biphenyl	13.41	154	716149	41.125	ng	99
47) 2-Chloronaphthalene	13.45	162	563985	40.080	ng	97
48) 2-Nitroaniline	13.65	65	172149	38.032	ng	94
49) Acenaphthylene	14.30	152	903310	44.663	ng	97
50) Dimethylphthalate	14.03	163	725666	42.079	ng	99
51) 2,6-Dinitrotoluene	14.14	165	165586	42.481	ng	96
52) Acenaphthene	14.64	154	551368	38.874	ng	99
53) 3-Nitroaniline	14.47	138	117157	26.468	ng	96
54) 2,4-Dinitrophenol	14.68	184	188413	93.862	ng	93
55) Dibenzofuran	14.98	168	868766	44.494	ng	97
56) 4-Nitrophenol	14.79	139	317908	93.725	ng	93
57) 2,4-Dinitrotoluene	14.93	165	236357	44.564	ng	97
58) Fluorene	15.62	166	675273	43.634	ng	99
59) 2,3,4,6-Tetrachlorophenol	15.20	232	195839	45.081	ng	96
60) Diethylphthalate	15.40	149	740668	42.940	ng	98
61) 4-Chlorophenyl-phenylether	15.62	204	351862	41.871	ng	97
62) 4-Nitroaniline	15.64	138	168913	38.643	ng	90
63) Azobenzene	15.91	77	662735	41.430	ng	98
65) 4,6-Dinitro-2-methylphenol	15.70	198	140079	50.543	ng	97
66) n-Nitrosodiphenylamine	15.83	169	637934	40.475	ng	99
67) 4-Bromophenyl-phenylether	16.51	248	229102	38.061	ng	99
68) Hexachlorobenzene	16.63	284	250437	38.611	ng	96
69) Atrazine	16.78	200	245494	47.918	ng	100
70) Pentachlorophenol	16.97	266	296271	82.862	ng	98
71) Phenanthrene	17.36	178	1092356	42.552	ng	98
72) Anthracene	17.45	178	1129176	44.508	ng	97
73) Carbazole	17.72	167	1025178	43.746	ng	97
74) Di-n-butylphthalate	18.28	149	1244877	41.606	ng	97
75) Fluoranthene	19.37	202	1267759	43.182	ng	96
77) Benzidine	19.55	184	589805	49.280	ng	98
78) Pyrene	19.73	202	1284483	41.328	ng	97
80) Butylbenzylphthalate	20.62	149	604939	40.882	ng	94
81) Benzo(a)anthracene	21.55	228	1252056	42.407	ng	98
82) 3,3'-Dichlorobenzidine	21.46	252	350752	30.070	ng	99
83) Chrysene	21.61	228	1207671	43.047	ng	98
84) Bis(2-ethylhexyl)phthalate	21.47	149	851264	41.694	ng	99
85) Di-n-octyl phthalate	22.65	149	1470402	42.838	ng	97
86) Indeno(1,2,3-cd)pyrene	28.21	276	1504983	39.474	ng	100
88) Benzo(b)fluoranthene	23.70	252	1316591	41.425	ng	98
89) Benzo(k)fluoranthene	23.76	252	1265964	41.887	ng	99
90) Benzo(a)pyrene	24.54	252	1210197	40.344	ng	98
91) Dibenzo(a,h)anthracene	28.27	278	1241963	41.226	ng	96
92) Benzo(g,h,i)perylene	29.32	276	1259814	42.100	ng	96

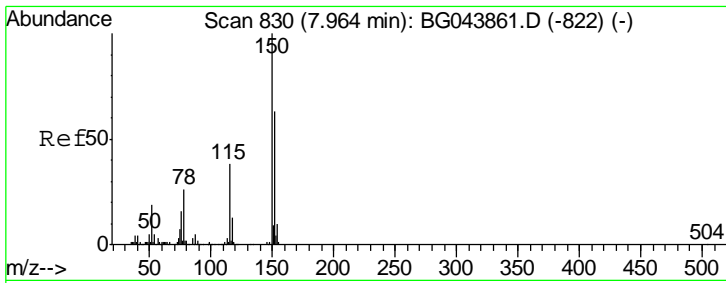
(#) = qualifier out of range (m) = manual integration (+) = signals summed

Data File : BG044053.D
Acq On : 15 Jan 2020 17:11
Operator : JU
Sample : PB126095BSD
Misc :
ALS Vial : 4 Sample Multiplier: 1

Instrument :
BNA_G
Client Sample ID :
PB126095BSD

Quant Time: Jan 16 08:10:06 2020
Quant Method : Z:\SVOASRV\HPCHEM1\BNA_G\METHODS\8270-BG123019.M
Quant Title : ASP BNA STANDARDS FOR 5 POINT CALIBRATION
QLast Update : Tue Dec 31 13:32:23 2019
Response via : Initial Calibration

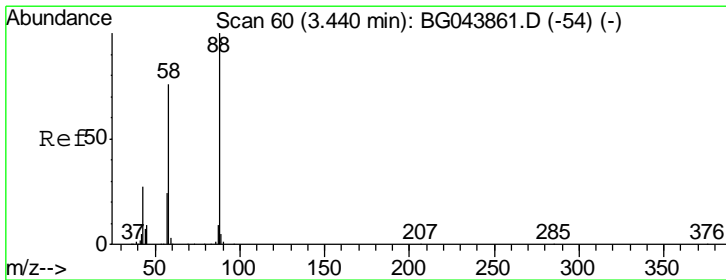
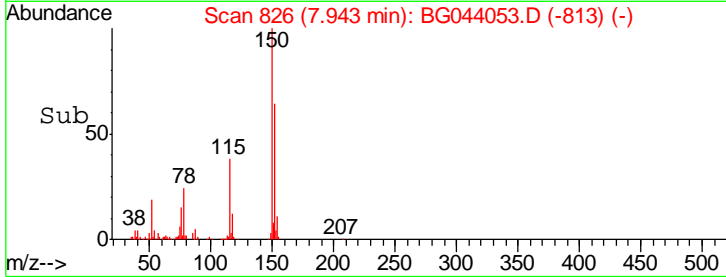
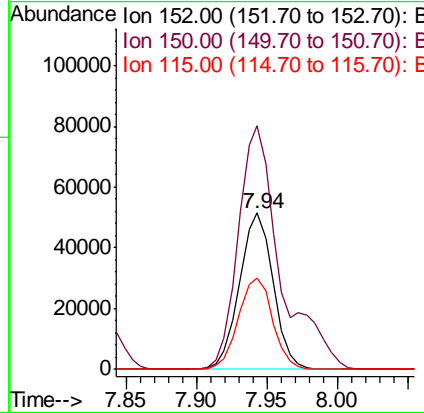
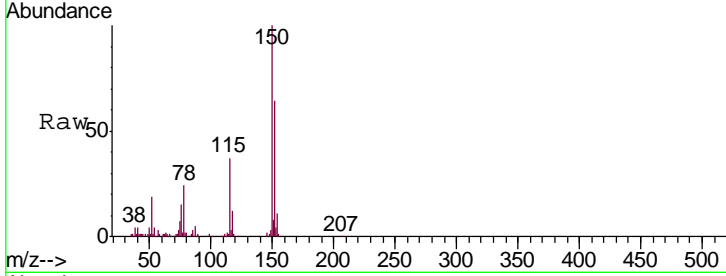




#1
 1,4-Dichlorobenzene-d4
 Concen: 20.000 ng
 RT: 7.94 min Scan# 826
 Delta R.T. -0.02 min
 Lab File: BG044053.D
 Acq: 15 Jan 2020 17:11

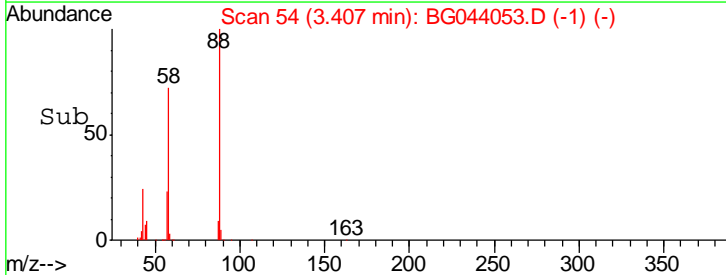
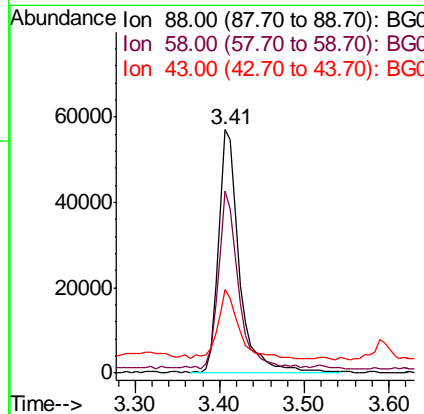
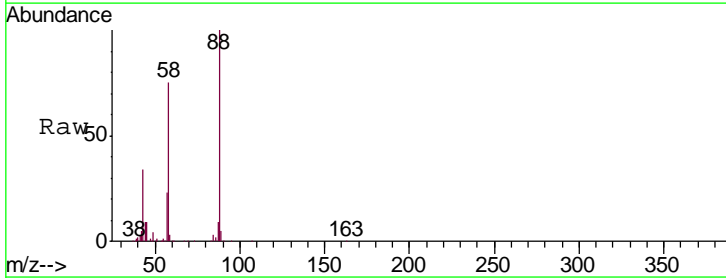
Instrument :
 BNA_G
 ClientSampleID :
 PB126095BSD

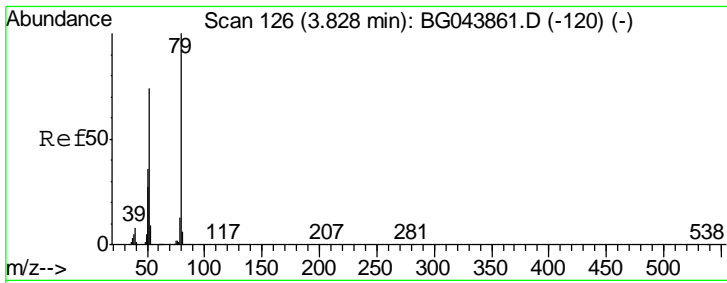
Tgt Ion	Resp	Lower	Upper
152	85603		
150	155.9	127.0	190.4
115	58.3	47.8	71.8



#2
 1,4-Dioxane
 Concen: 48.306 ng
 RT: 3.41 min Scan# 54
 Delta R.T. -0.03 min
 Lab File: BG044053.D
 Acq: 15 Jan 2020 17:11

Tgt Ion	Resp	Lower	Upper
88	98197		
58	71.0	59.8	89.8
43	29.0	22.9	34.3

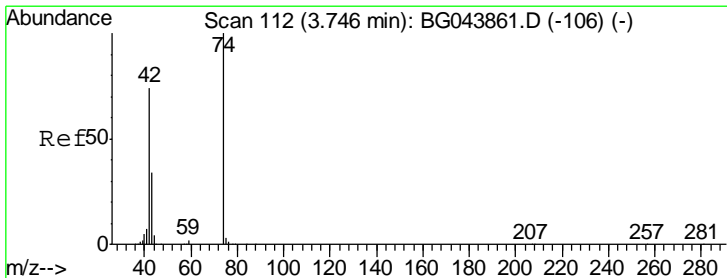
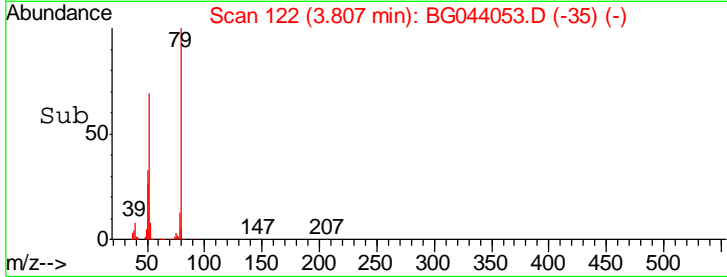
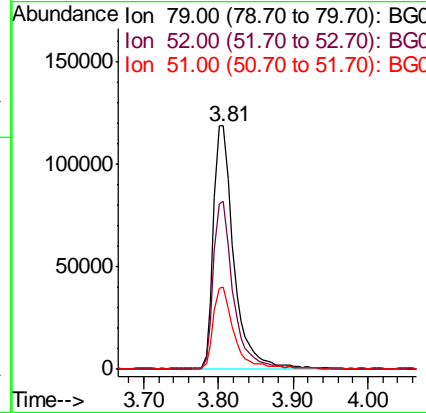
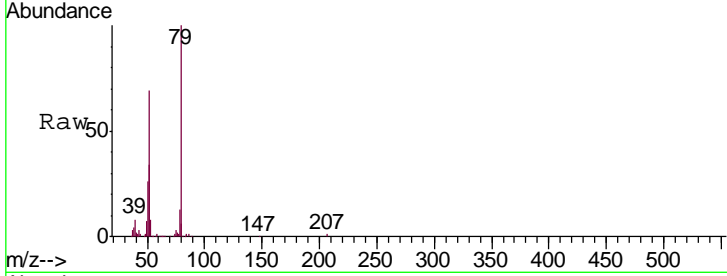




#3
 Pyridine
 Concen: 37.976 ng
 RT: 3.81 min Scan# 122
 Delta R.T. -0.02 min
 Lab File: BG044053.D
 Acq: 15 Jan 2020 17:11

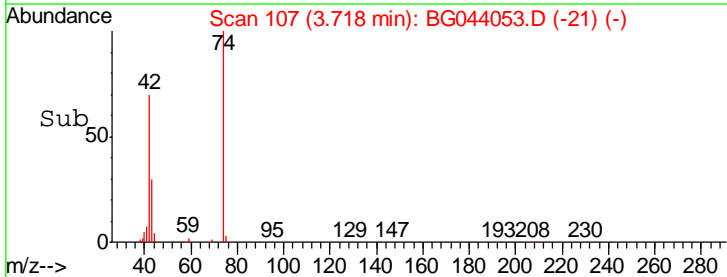
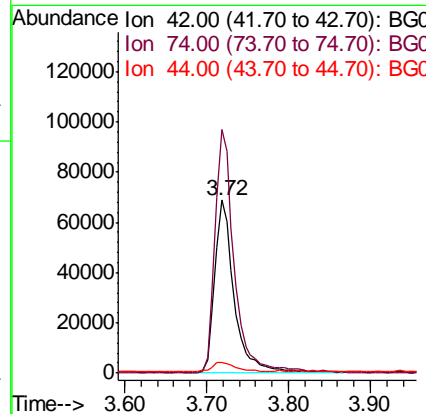
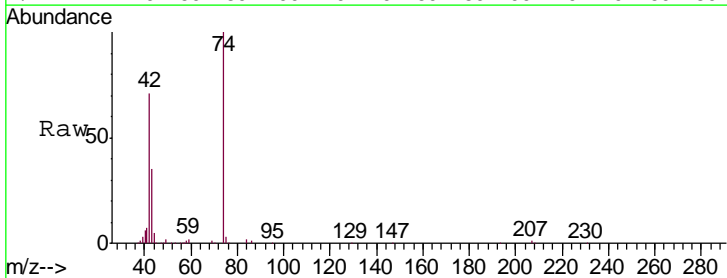
Instrument :
 BNA_G
 ClientSampleId :
 PB126095BSD

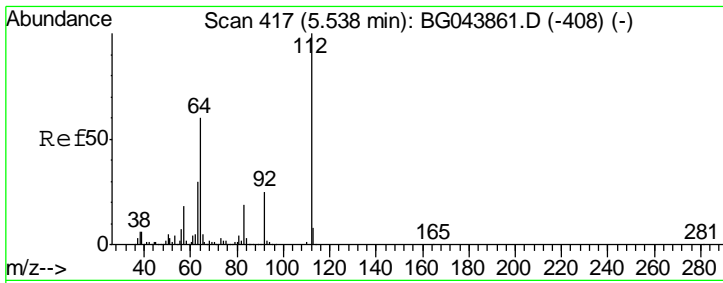
Tgt Ion	Resp	Lower	Upper
79	100		
52	68.9	58.9	88.3
51	33.7	28.6	43.0



#4
 n-Nitrosodimethylamine
 Concen: 41.881 ng
 RT: 3.72 min Scan# 107
 Delta R.T. -0.03 min
 Lab File: BG044053.D
 Acq: 15 Jan 2020 17:11

Tgt Ion	Resp	Lower	Upper
42	100		
74	141.0	108.6	162.8
44	6.5	5.0	7.6

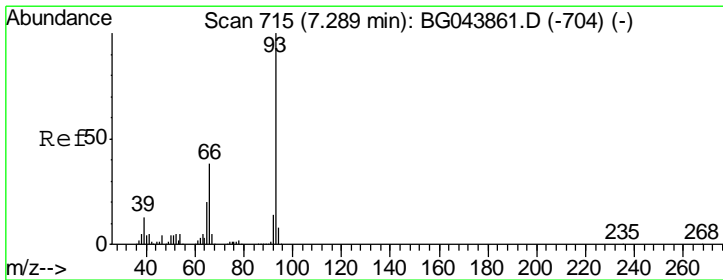
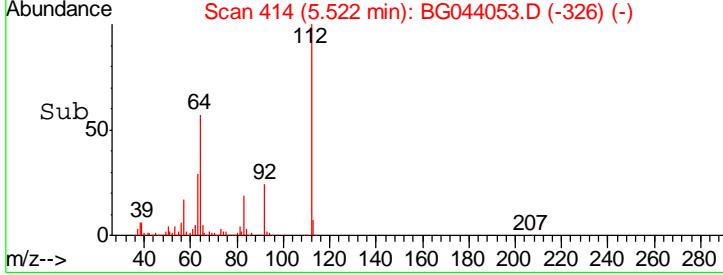
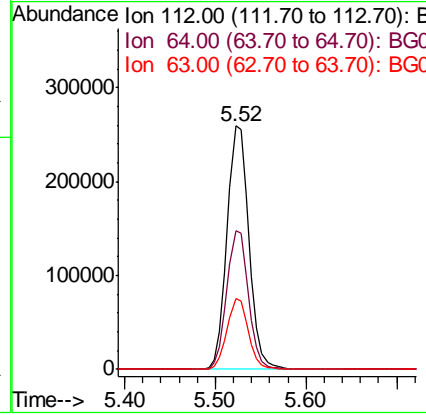
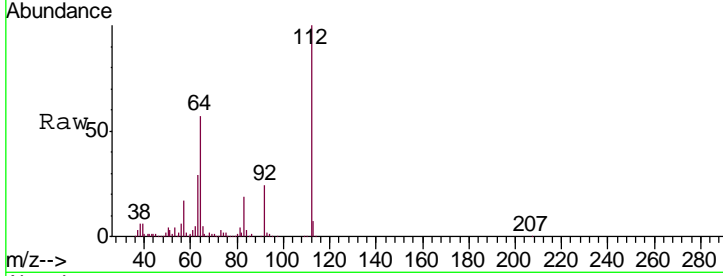




#5
 2-Fluorophenol
 Concen: 93.203 ng
 RT: 5.52 min Scan# 414
 Delta R.T. -0.02 min
 Lab File: BG044053.D
 Acq: 15 Jan 2020 17:11

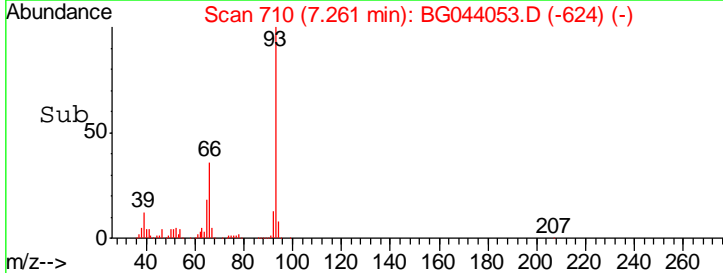
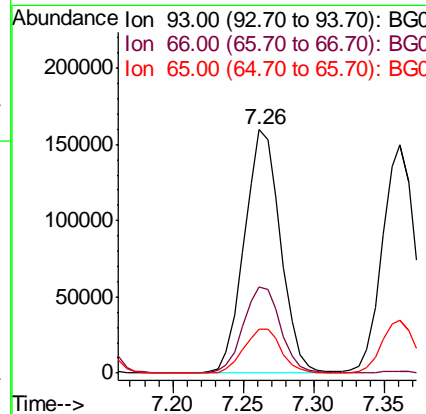
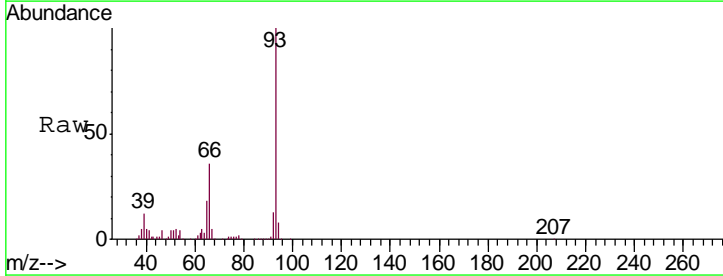
Instrument :
 BNA_G
ClientSampled :
 PB126095BSD

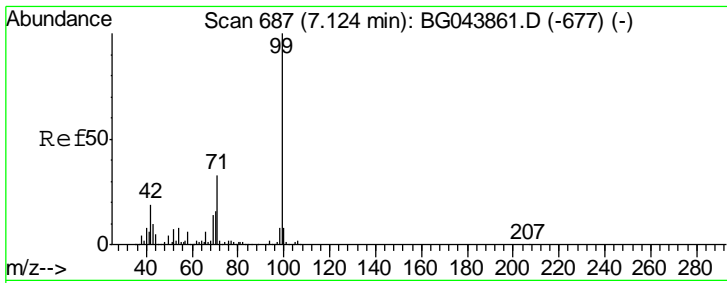
Tgt Ion	Resp	Lower	Upper
112	100		
64	56.9	47.8	71.6
63	29.2	24.3	36.5



#6
 Aniline
 Concen: 33.502 ng
 RT: 7.26 min Scan# 710
 Delta R.T. -0.03 min
 Lab File: BG044053.D
 Acq: 15 Jan 2020 17:11

Tgt Ion	Resp	Lower	Upper
93	100		
66	35.6	30.8	46.2
65	18.0	16.0	24.0

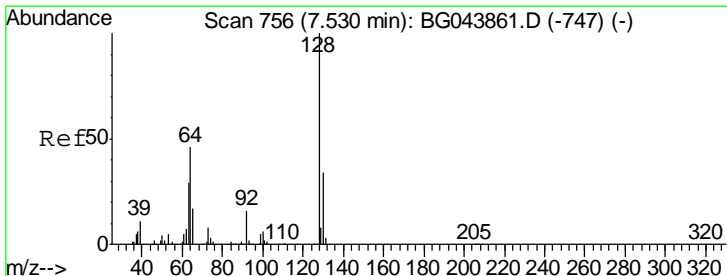
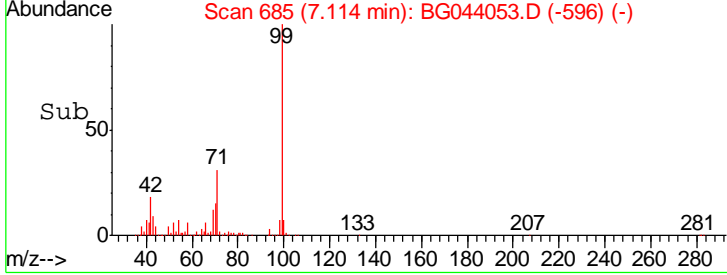
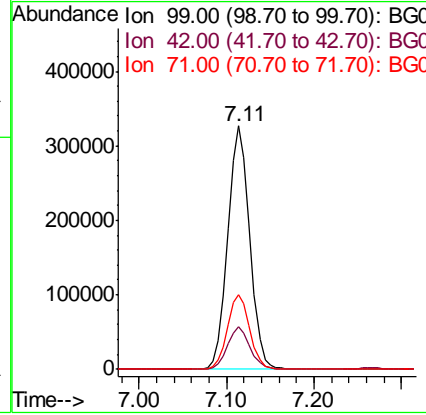
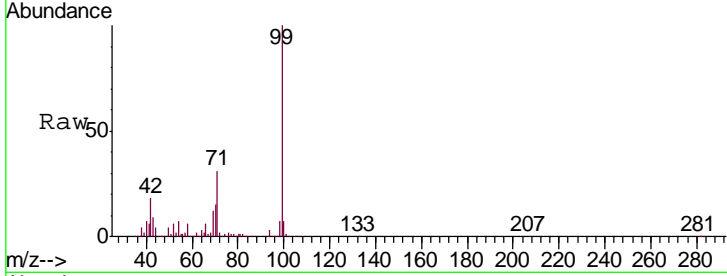




#7
 Phenol-d6
 Concen: 86.515 ng
 RT: 7.11 min Scan# 685
 Delta R.T. -0.01 min
 Lab File: BG044053.D
 Acq: 15 Jan 2020 17:11

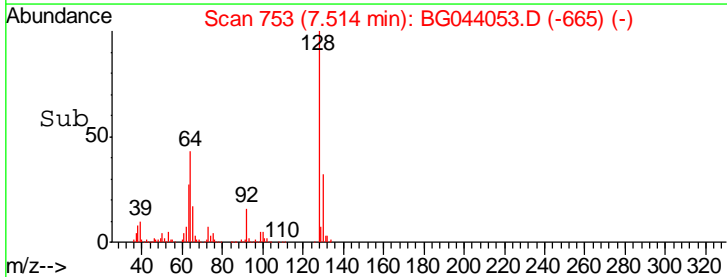
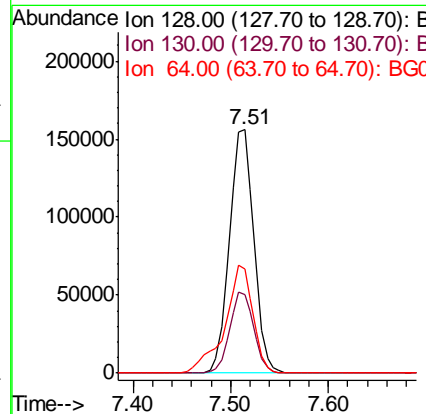
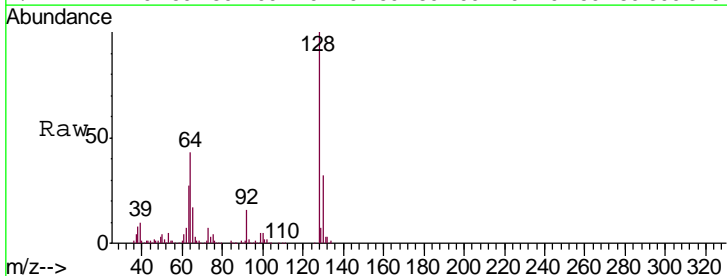
Instrument :
 BNA_G
ClientSampled :
 PB126095BSD

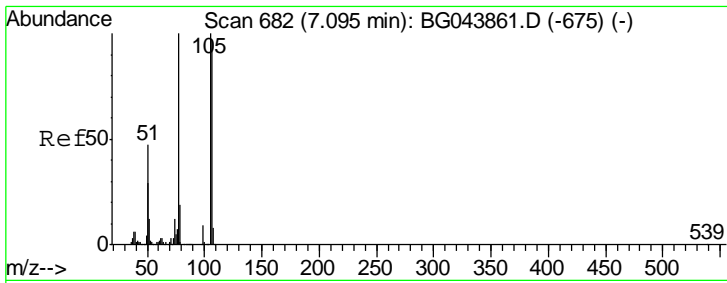
Tgt Ion	Resp	Lower	Upper
99	100		
42	17.7	14.9	22.3
71	30.8	26.4	39.6



#8
 2-Chlorophenol
 Concen: 49.406 ng
 RT: 7.51 min Scan# 753
 Delta R.T. -0.02 min
 Lab File: BG044053.D
 Acq: 15 Jan 2020 17:11

Tgt Ion	Resp	Lower	Upper
128	100		
130	32.4	13.8	53.8
64	42.7	27.6	67.6

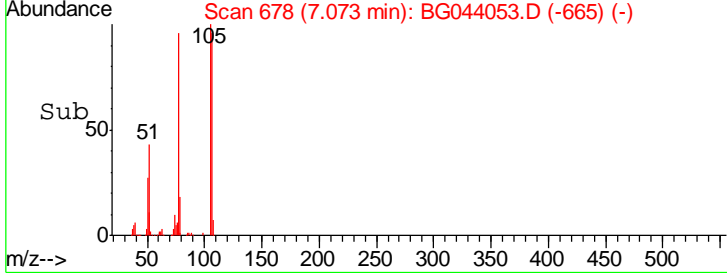
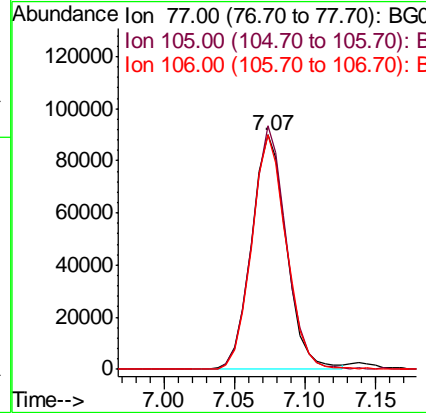
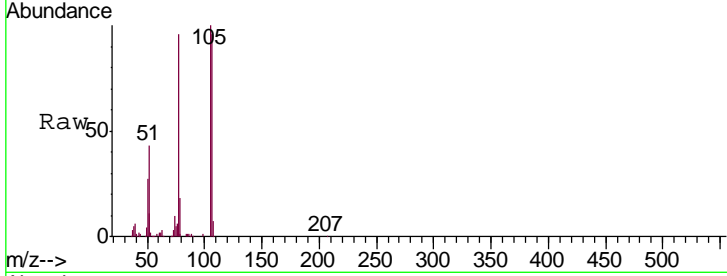




#9
Benzaldehyde
Concen: 37.513 ng
RT: 7.07 min Scan# 678
Delta R.T. -0.02 min
Lab File: BG044053.D
Acq: 15 Jan 2020 17:11

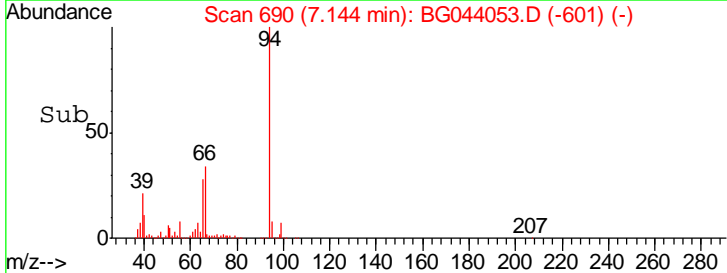
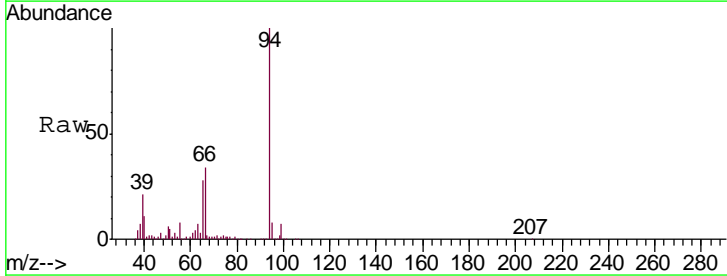
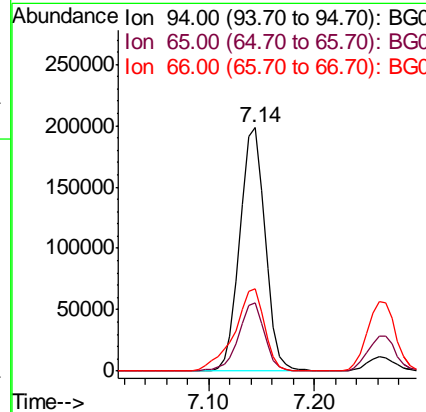
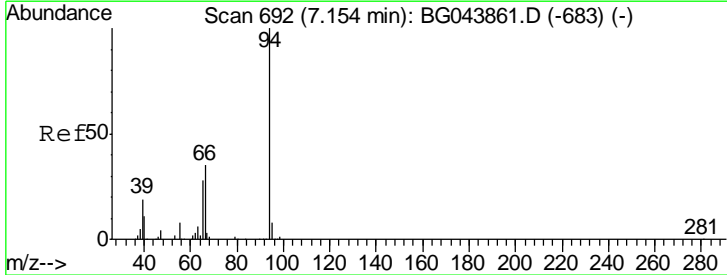
Instrument :
BNA_G
ClientSampleId :
PB126095BSD

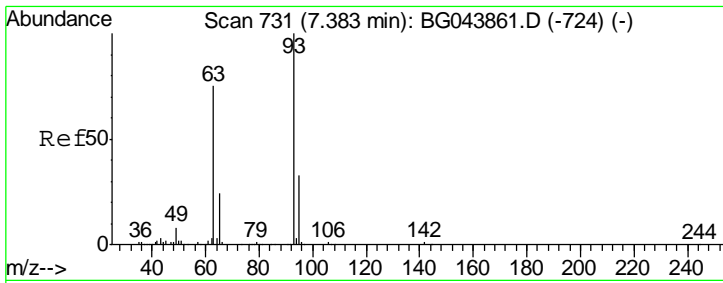
Tgt Ion	Resp	Lower	Upper
77	156464		
Ion Ratio			
77	100		
105	103.8	80.2	120.2
106	100.1	77.2	117.2



#10
Phenol
Concen: 48.967 ng
RT: 7.14 min Scan# 690
Delta R.T. -0.01 min
Lab File: BG044053.D
Acq: 15 Jan 2020 17:11

Tgt Ion	Resp	Lower	Upper
94	328788		
Ion Ratio			
94	100		
65	27.9	8.1	48.1
66	33.8	15.6	55.6

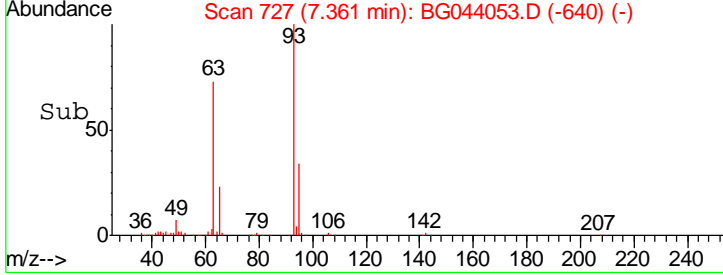
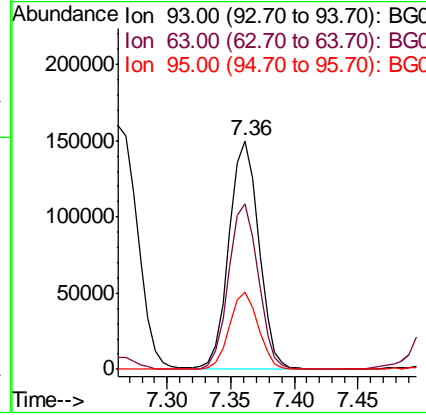
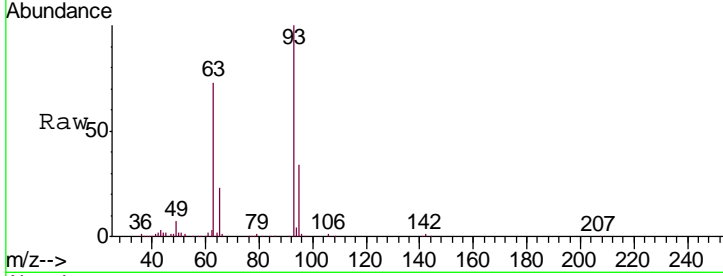




#11
 bis(2-Chloroethyl)ether
 Concen: 42.157 ng
 RT: 7.36 min Scan# 727
 Delta R.T. -0.02 min
 Lab File: BG044053.D
 Acq: 15 Jan 2020 17:11

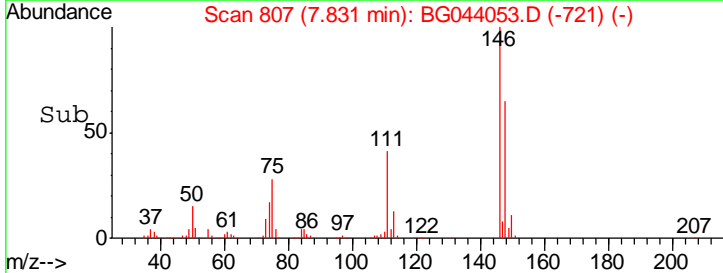
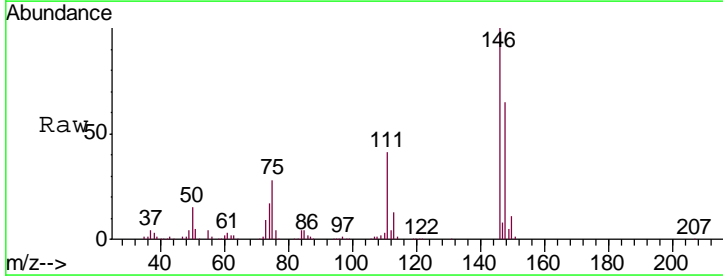
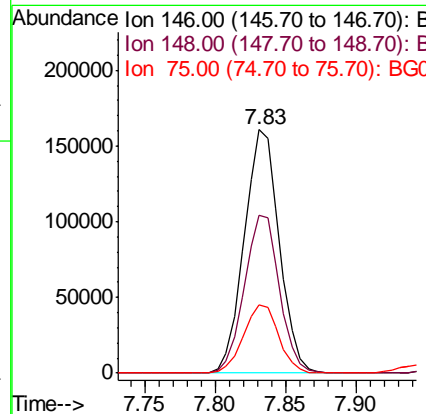
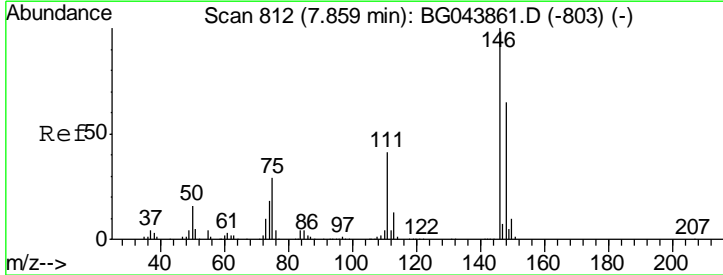
Instrument :
 BNA_G
ClientSampled :
 PB126095BSD

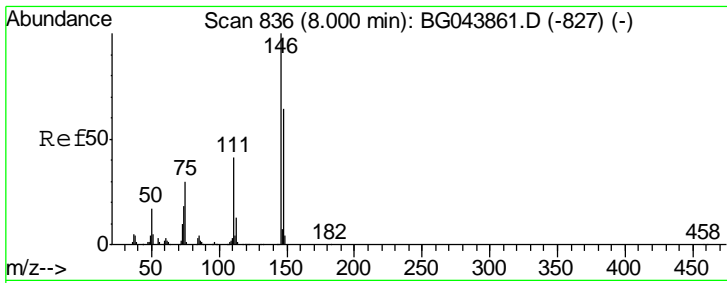
Tgt Ion	Resp	Lower	Upper
93	100		
63	72.6	55.0	95.0
95	33.8	13.3	53.3



#12
 1,3-Dichlorobenzene
 Concen: 43.465 ng
 RT: 7.83 min Scan# 807
 Delta R.T. -0.03 min
 Lab File: BG044053.D
 Acq: 15 Jan 2020 17:11

Tgt Ion	Resp	Lower	Upper
146	100		
148	64.6	52.1	78.1
75	27.9	23.0	34.4

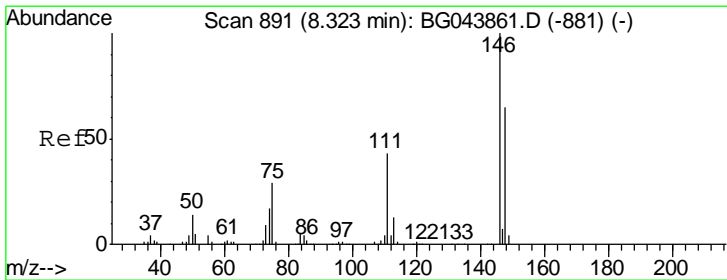
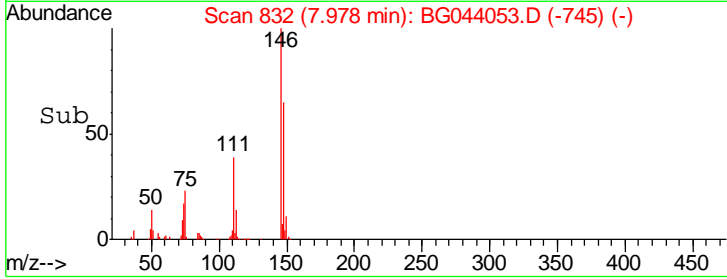
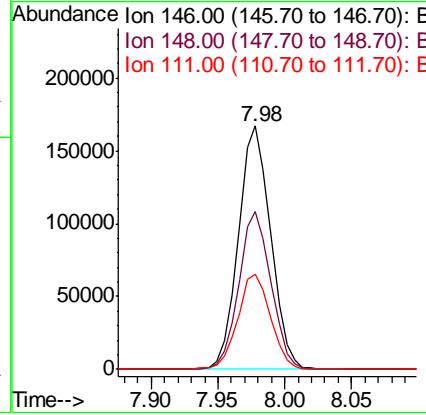
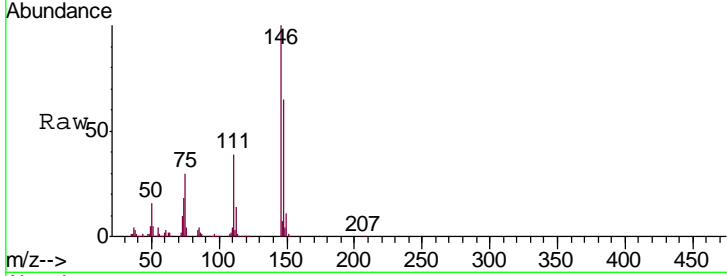




#13
 1,4-Dichlorobenzene
 Concen: 44.208 ng
 RT: 7.98 min Scan# 832
 Delta R.T. -0.02 min
 Lab File: BG044053.D
 Acq: 15 Jan 2020 17:11

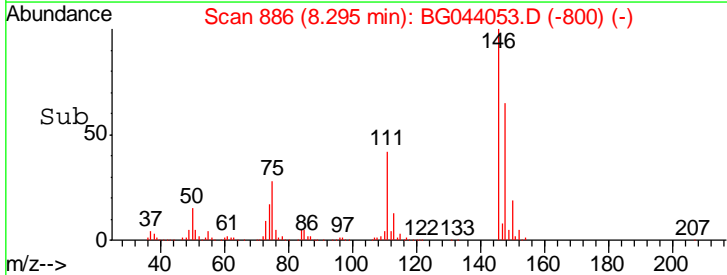
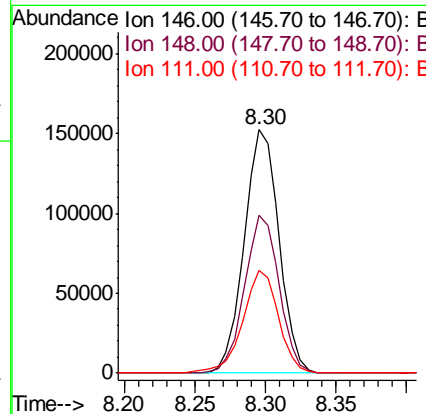
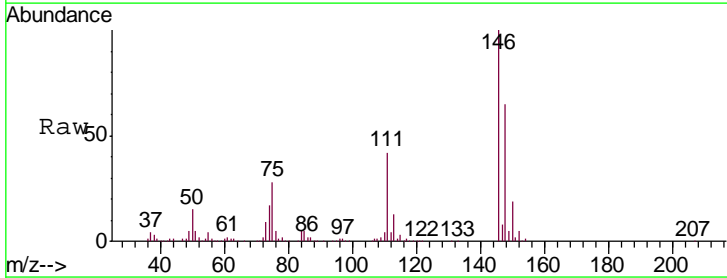
Instrument :
 BNA_G
 ClientSampled :
 PB126095BSD

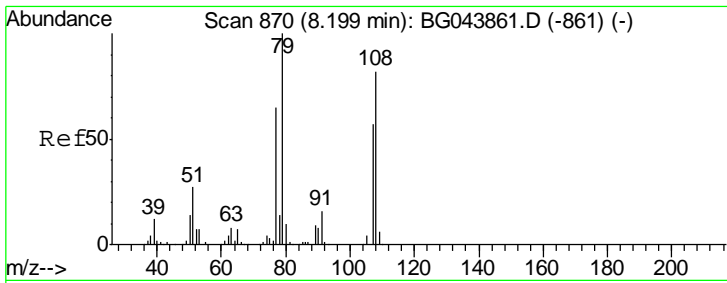
Tgt Ion	Resp	Lower	Upper
146	100		
148	65.0	51.2	76.8
111	39.3	33.1	49.7



#14
 1,2-Dichlorobenzene
 Concen: 43.476 ng
 RT: 8.30 min Scan# 886
 Delta R.T. -0.03 min
 Lab File: BG044053.D
 Acq: 15 Jan 2020 17:11

Tgt Ion	Resp	Lower	Upper
146	100		
148	64.7	51.7	77.5
111	42.4	34.4	51.6

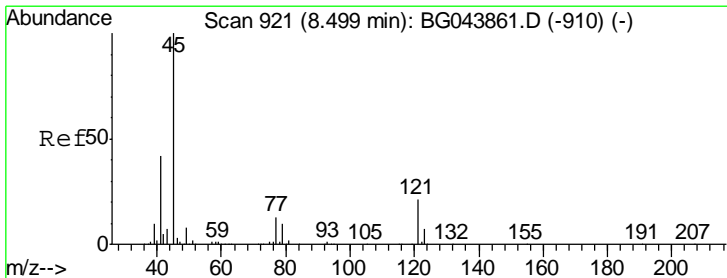
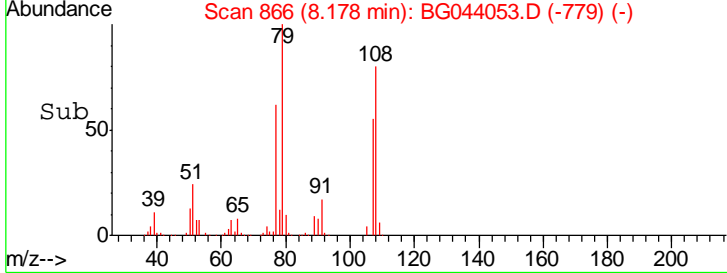
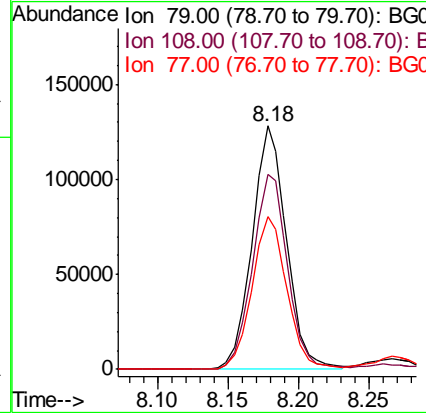
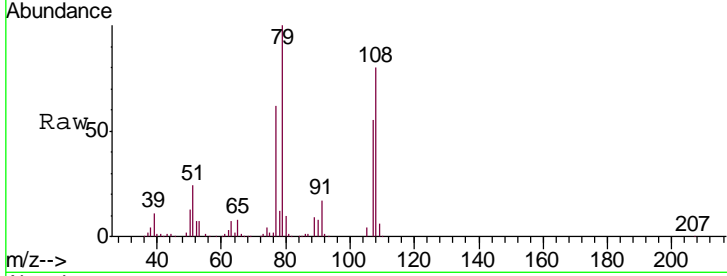




#15
 Benzyl Alcohol
 Concen: 42.383 ng
 RT: 8.18 min Scan# 866
 Delta R.T. -0.02 min
 Lab File: BG044053.D
 Acq: 15 Jan 2020 17:11

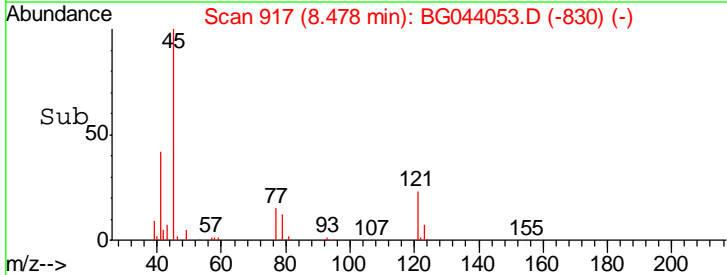
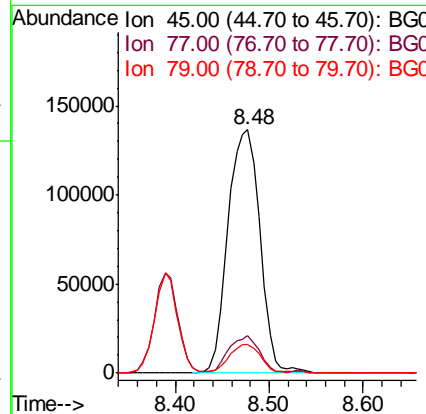
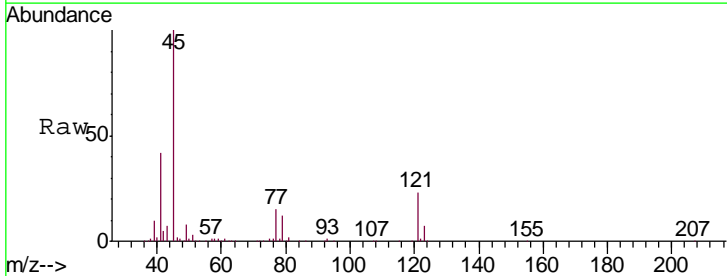
Instrument :
 BNA_G
 ClientSampled :
 PB126095BSD

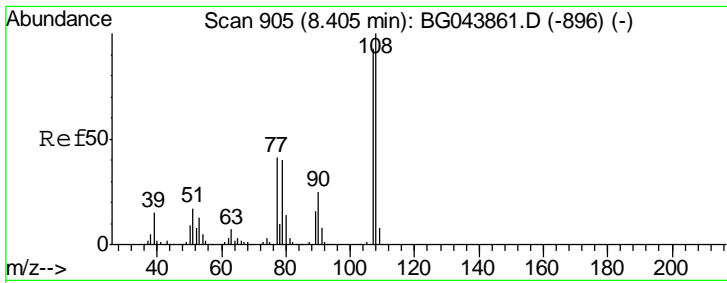
Tgt Ion	Resp	Lower	Upper
79	100		
108	79.9	65.6	98.4
77	62.5	52.0	78.0



#16
 2,2'-oxybis(1-Chloropropane)
 Concen: 36.100 ng
 RT: 8.48 min Scan# 917
 Delta R.T. -0.02 min
 Lab File: BG044053.D
 Acq: 15 Jan 2020 17:11

Tgt Ion	Resp	Lower	Upper
45	100		
77	15.5	0.0	33.8
79	12.0	0.0	31.0

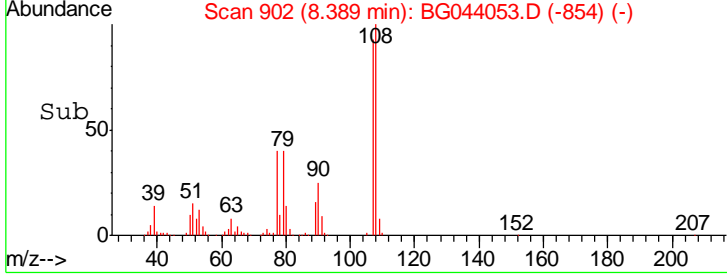
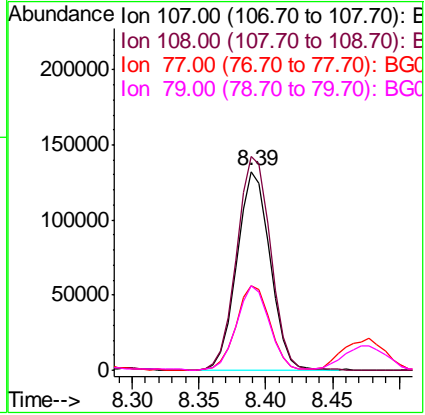
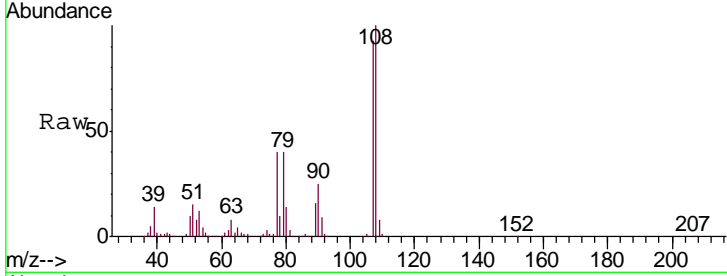




#17
 2-Methylphenol
 Concen: 46.595 ng
 RT: 8.39 min Scan# 902
 Delta R.T. -0.02 min
 Lab File: BG044053.D
 Acq: 15 Jan 2020 17:11

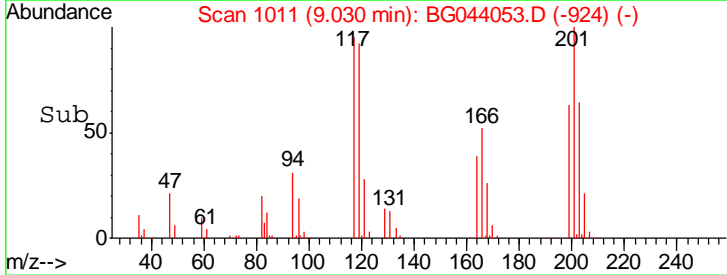
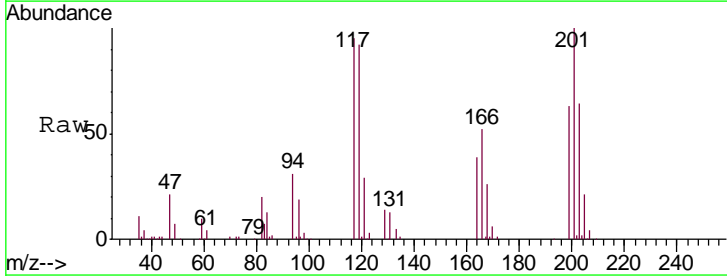
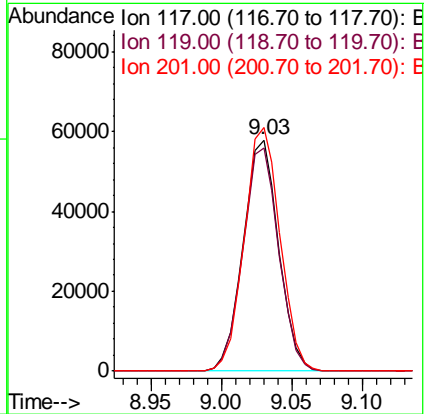
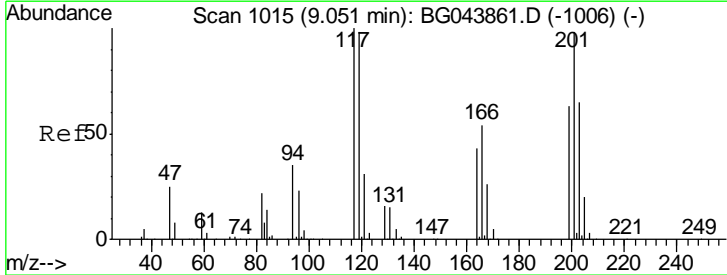
Instrument :
 BNA_G
ClientSampled :
 PB126095BSD

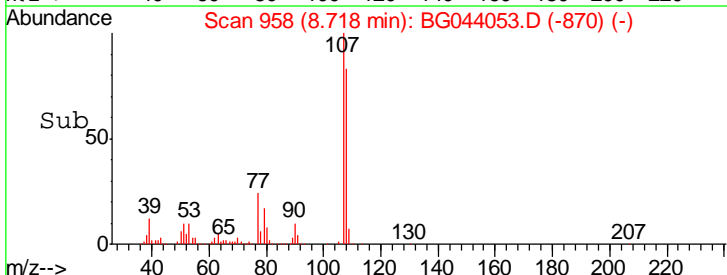
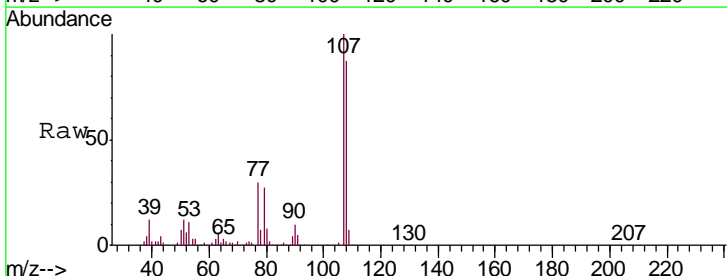
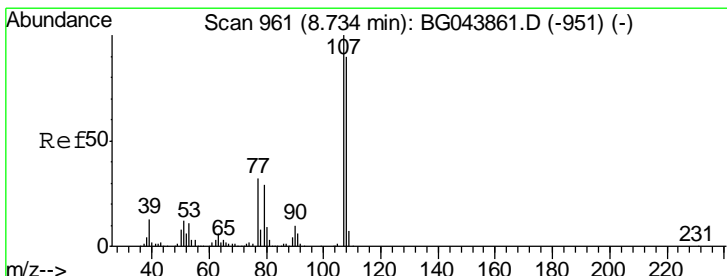
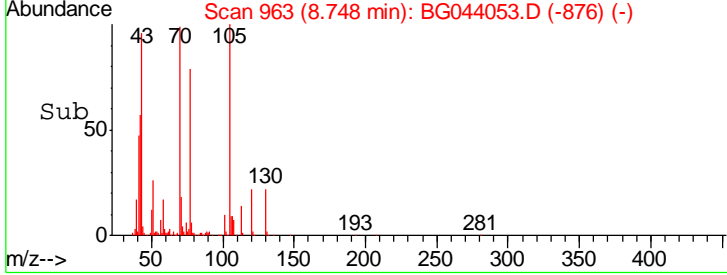
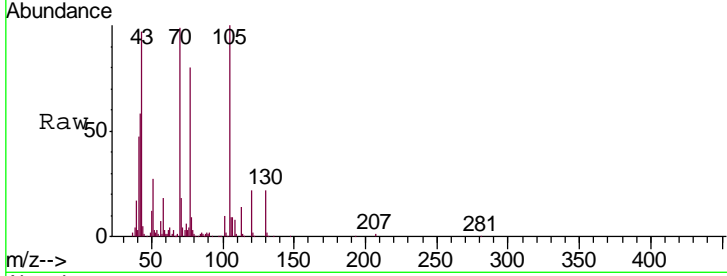
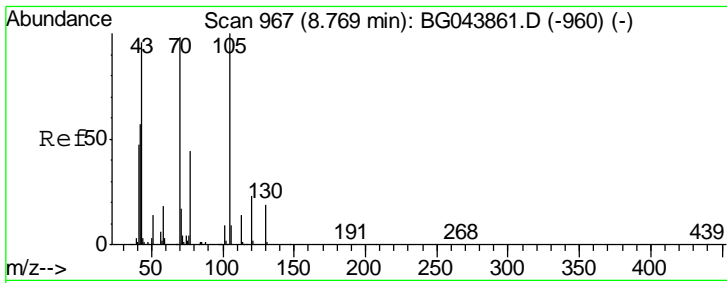
Tgt Ion	Resp	Lower	Upper
107	100		
108	107.4	86.1	129.1
77	42.8	35.4	53.0
79	42.5	34.8	52.2



#18
 Hexachloroethane
 Concen: 41.464 ng
 RT: 9.03 min Scan# 1011
 Delta R.T. -0.02 min
 Lab File: BG044053.D
 Acq: 15 Jan 2020 17:11

Tgt Ion	Resp	Lower	Upper
117	100		
119	96.6	78.1	117.1
201	105.3	78.6	117.8

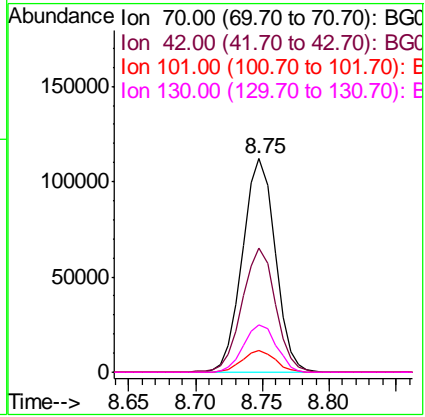




#19
 n-Nitroso-di-n-propylamine
 Concen: 39.169 ng
 RT: 8.75 min Scan# 963
 Delta R.T. -0.02 min
 Lab File: BG044053.D
 Acq: 15 Jan 2020 17:11

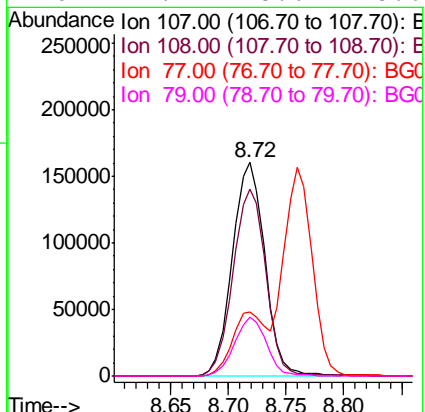
Instrument :
 BNA_G
 ClientSampled :
 PB126095BSD

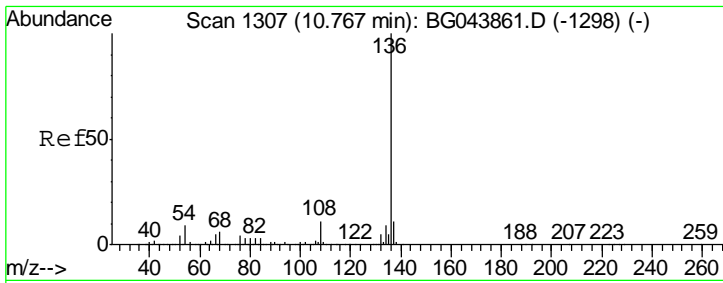
Tgt Ion	Resp	Lower	Upper
70	100		
42	58.1	47.0	70.4
101	10.1	7.2	10.8
130	22.1	15.6	23.4



#20
 3+4-Methylphenols
 Concen: 46.089 ng
 RT: 8.72 min Scan# 958
 Delta R.T. -0.02 min
 Lab File: BG044053.D
 Acq: 15 Jan 2020 17:11

Tgt Ion	Resp	Lower	Upper
107	100		
108	87.4	70.3	110.3
77	30.3	12.4	52.4
79	27.4	8.6	48.6

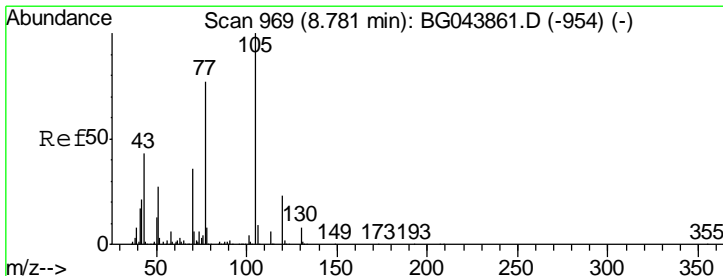
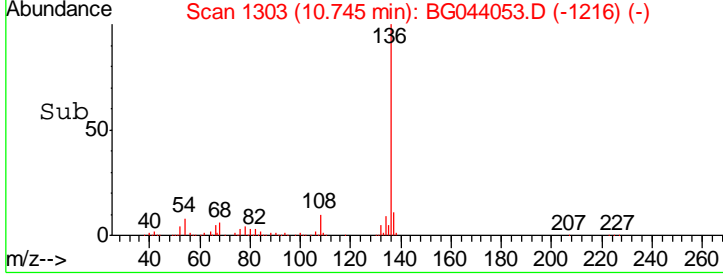
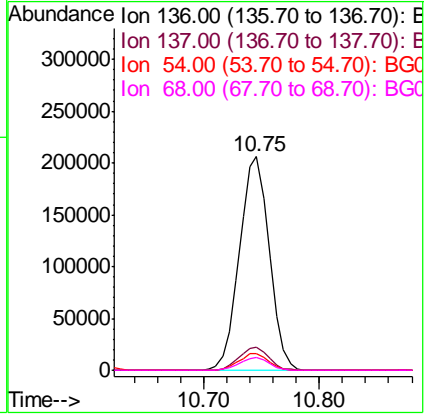
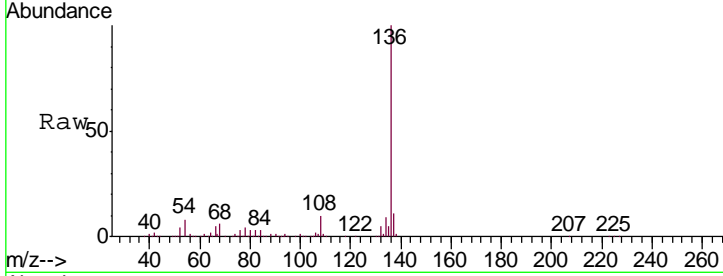




#21
 Naphthalene-d8
 Concen: 20.000 ng
 RT: 10.75 min Scan# 1303
 Delta R.T. -0.02 min
 Lab File: BG044053.D
 Acq: 15 Jan 2020 17:11

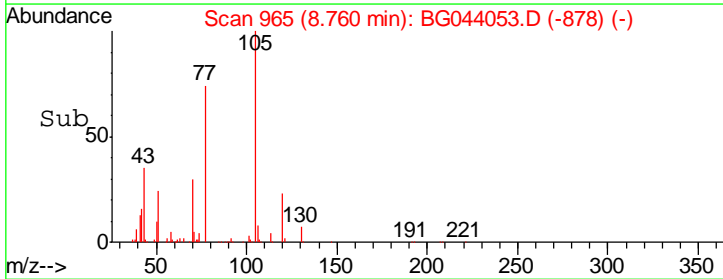
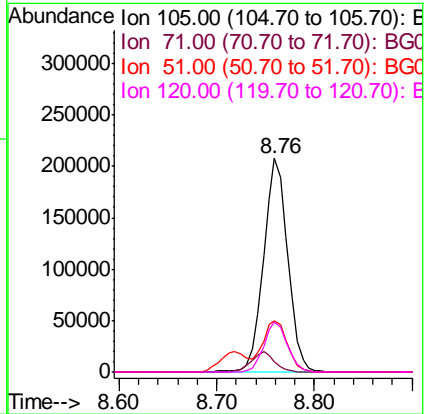
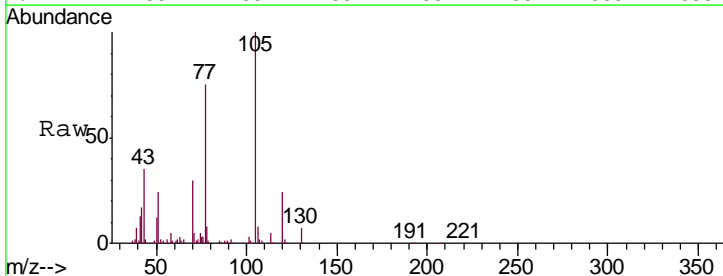
Instrument :
 BNA_G
 ClientSampleId :
 PB126095BSD

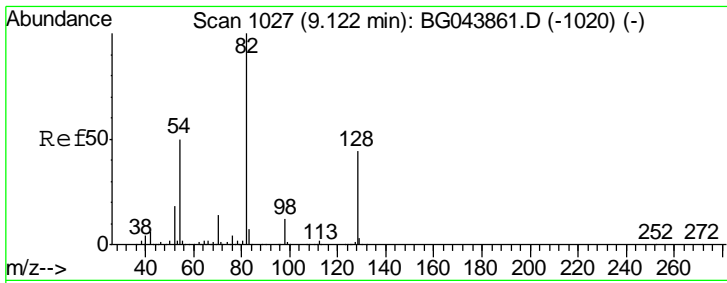
Tgt Ion	Resp	Lower	Upper
136	100		
137	10.7	8.8	13.2
54	7.5	7.0	10.4
68	6.2	4.9	7.3



#22
 Acetophenone
 Concen: 39.414 ng
 RT: 8.76 min Scan# 965
 Delta R.T. -0.02 min
 Lab File: BG044053.D
 Acq: 15 Jan 2020 17:11

Tgt Ion	Resp	Lower	Upper
105	100		
71	4.8	4.8	7.2#
51	24.1	21.4	32.0
120	23.6	18.6	28.0

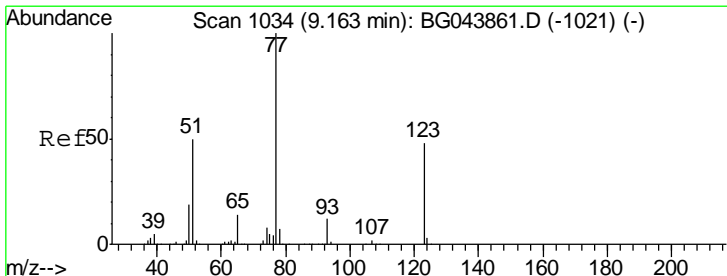
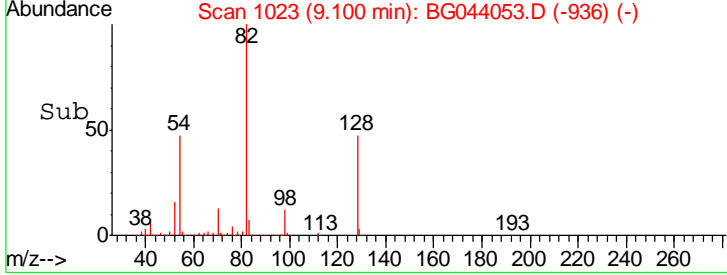
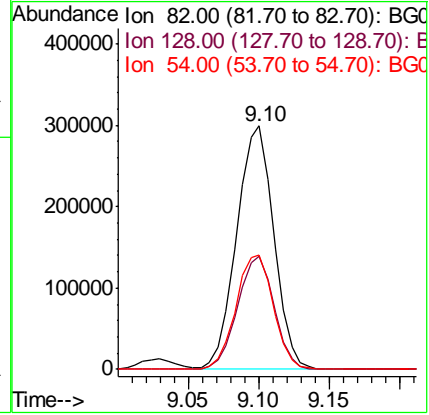
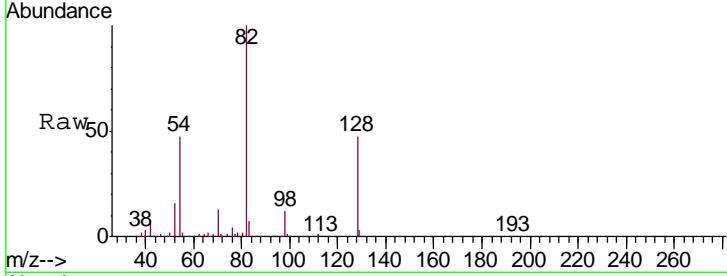




#23
 Nitrobenzene-d5
 Concen: 79.669 ng
 RT: 9.10 min Scan# 1023
 Delta R.T. -0.02 min
 Lab File: BG044053.D
 Acq: 15 Jan 2020 17:11

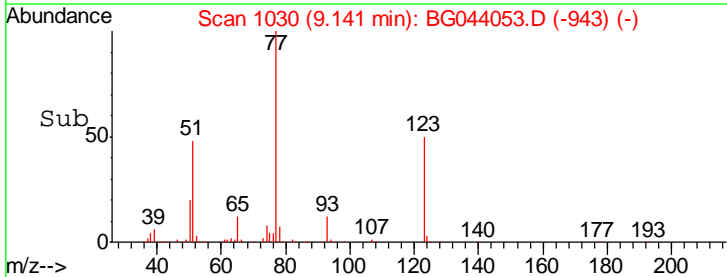
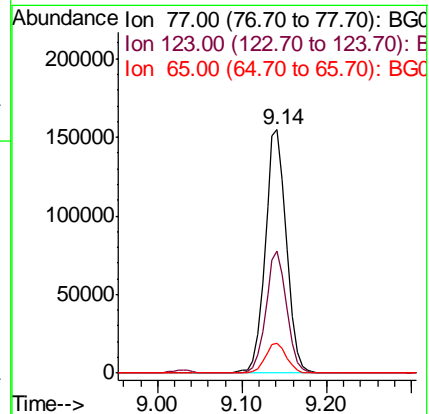
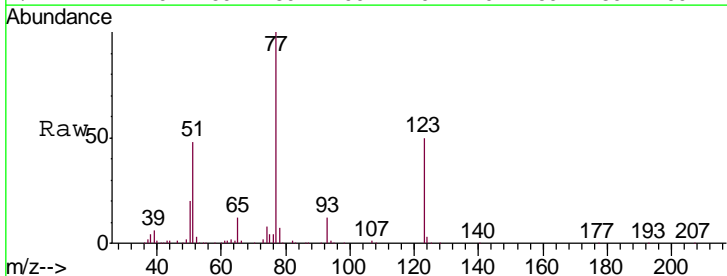
Instrument :
 BNA_G
ClientSampled :
 PB126095BSD

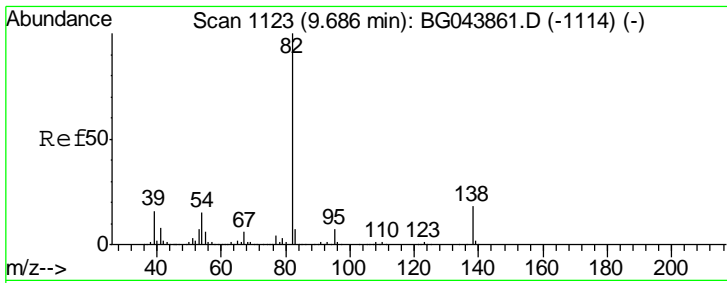
Tgt Ion	Resp	Lower	Upper
82	100		
128	46.7	35.1	52.7
54	46.9	40.1	60.1



#24
 Nitrobenzene
 Concen: 39.650 ng
 RT: 9.14 min Scan# 1030
 Delta R.T. -0.02 min
 Lab File: BG044053.D
 Acq: 15 Jan 2020 17:11

Tgt Ion	Resp	Lower	Upper
77	100		
123	49.9	38.7	58.1
65	12.1	11.1	16.7

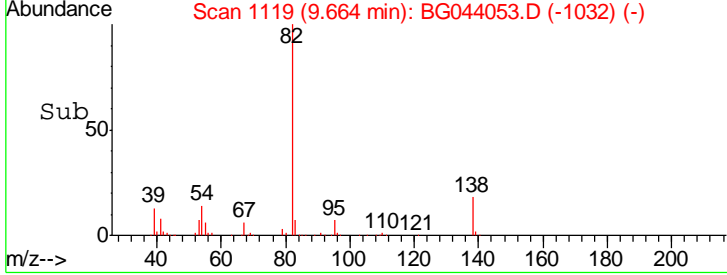
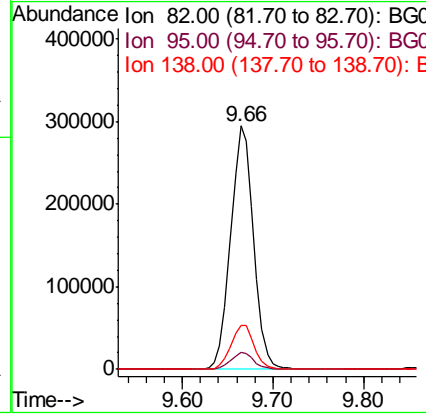
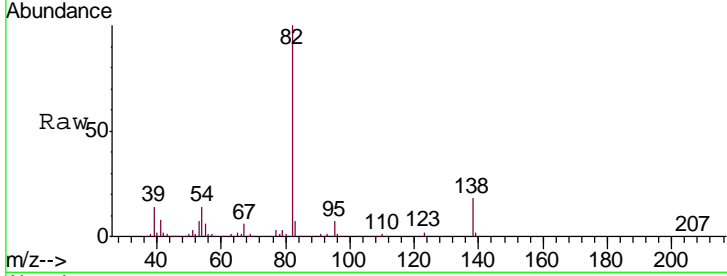




#25
 Isophorone
 Concen: 39.926 ng
 RT: 9.66 min Scan# 1119
 Delta R.T. -0.02 min
 Lab File: BG044053.D
 Acq: 15 Jan 2020 17:11

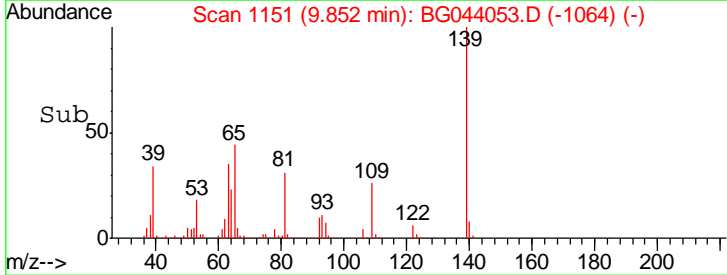
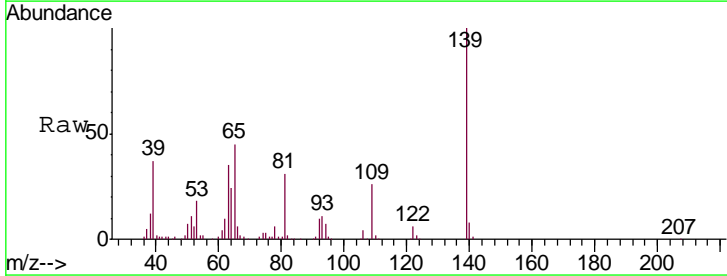
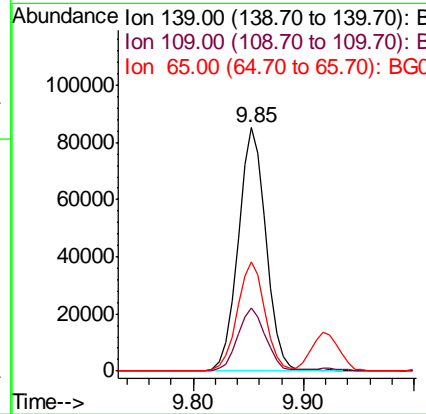
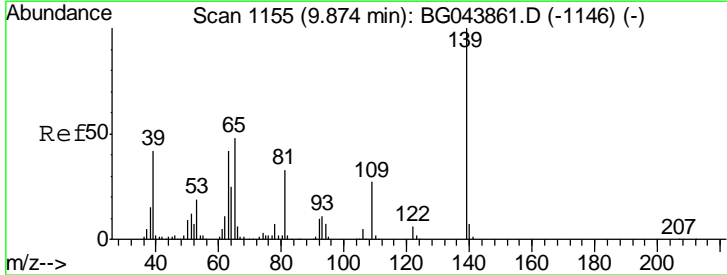
Instrument :
 BNA_G
 ClientSampleId :
 PB126095BSD

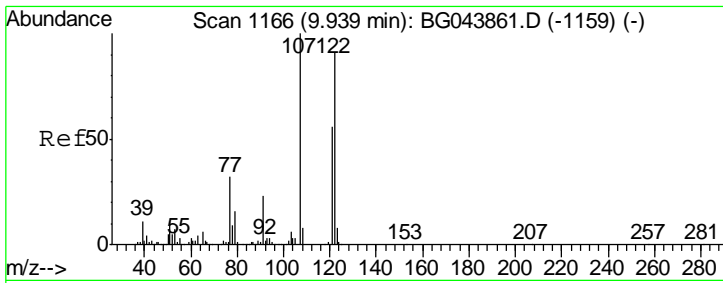
Tgt Ion	Resp	Lower	Upper
82	100		
95	7.1	5.8	8.6
138	18.1	14.6	22.0



#26
 2-Nitrophenol
 Concen: 46.303 ng
 RT: 9.85 min Scan# 1151
 Delta R.T. -0.02 min
 Lab File: BG044053.D
 Acq: 15 Jan 2020 17:11

Tgt Ion	Resp	Lower	Upper
139	100		
109	26.2	21.3	31.9
65	44.8	38.6	57.8

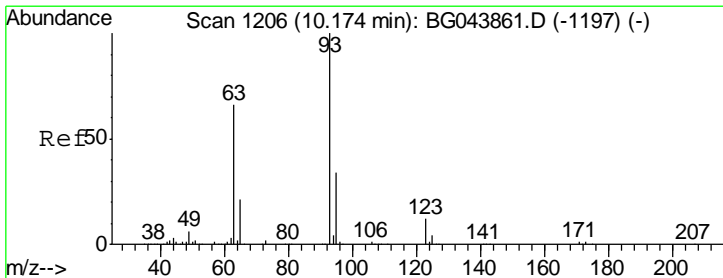
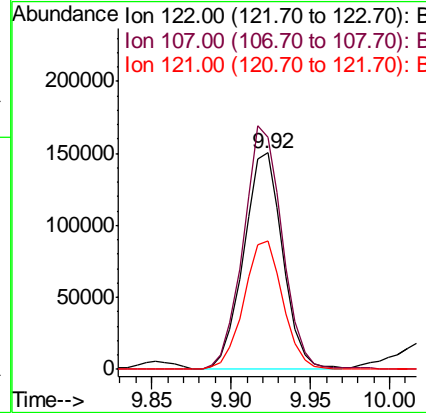
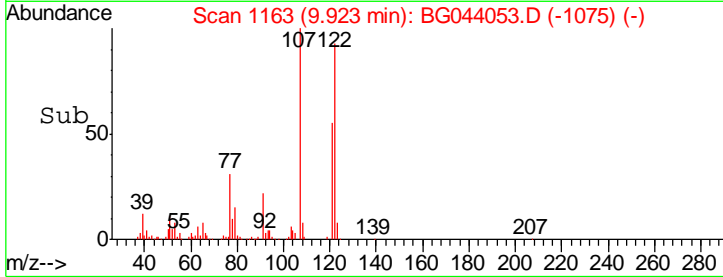
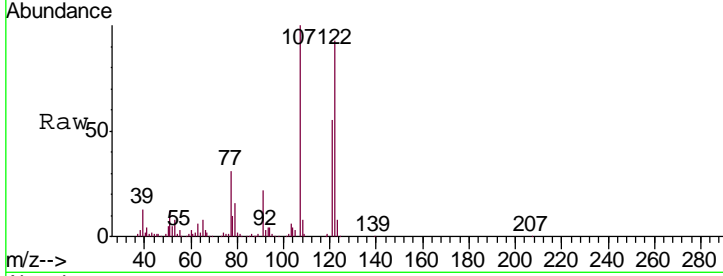




#27
 2,4-Dimethylphenol
 Concen: 52.399 ng
 RT: 9.92 min Scan# 1163
 Delta R.T. -0.02 min
 Lab File: BG044053.D
 Acq: 15 Jan 2020 17:11

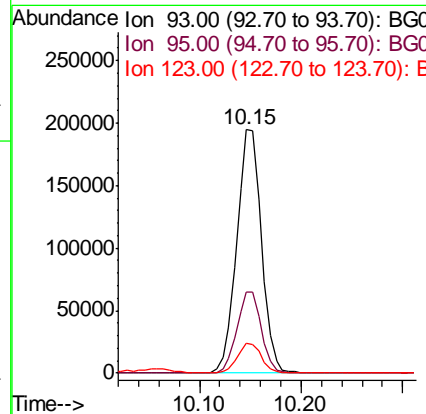
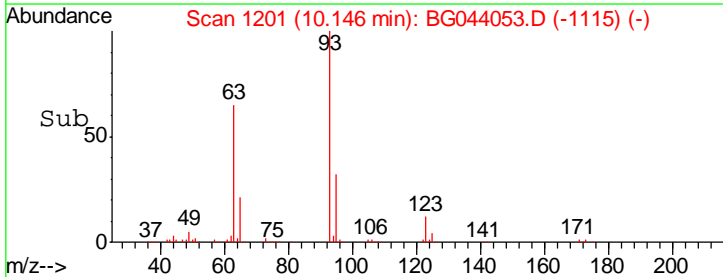
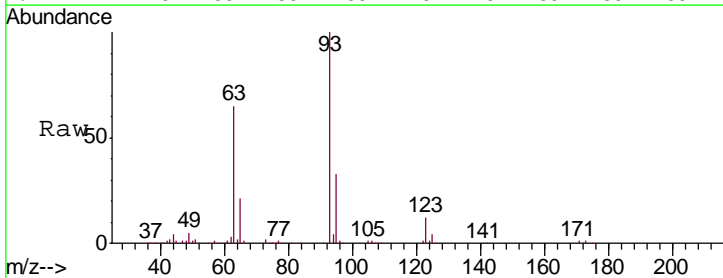
Instrument :
 BNA_G
 ClientSampleId :
 PB126095BSD

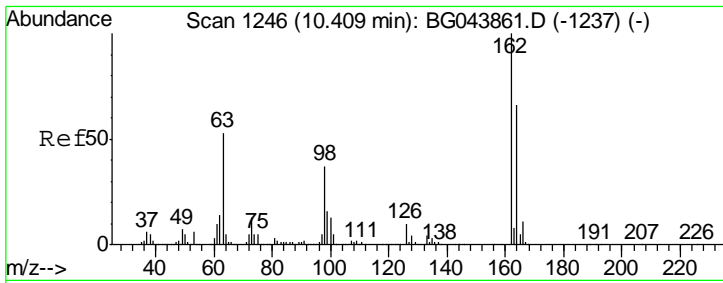
Tgt Ion	Resp	Lower	Upper
122	254856		
107	107.4	88.0	132.0
121	59.1	49.0	73.4



#28
 bis(2-Chloroethoxy)methane
 Concen: 38.097 ng
 RT: 10.15 min Scan# 1201
 Delta R.T. -0.03 min
 Lab File: BG044053.D
 Acq: 15 Jan 2020 17:11

Tgt Ion	Resp	Lower	Upper
93	328565		
95	33.4	27.2	40.8
123	12.1	9.7	14.5

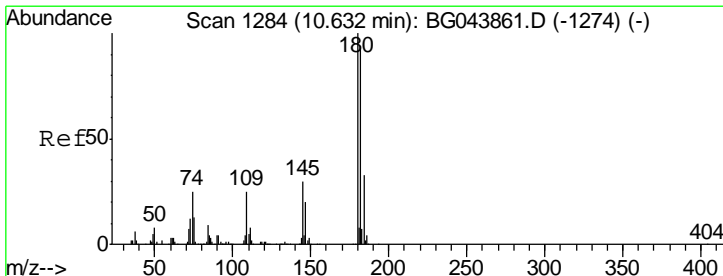
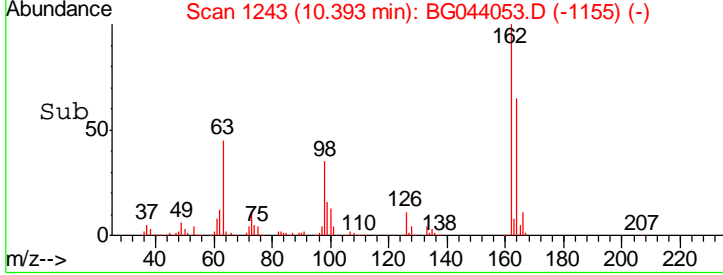
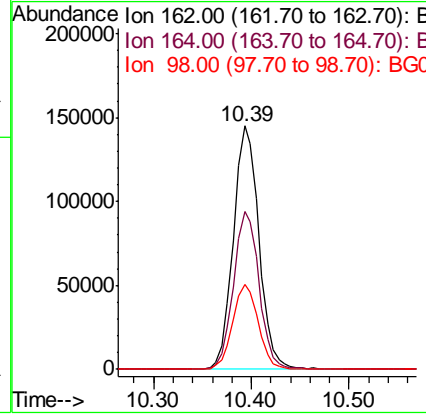
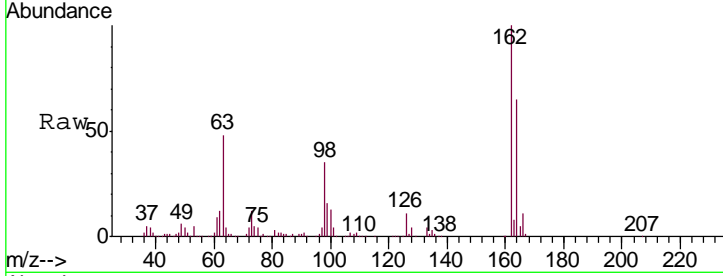




#29
 2,4-Dichlorophenol
 Concen: 45.307 ng
 RT: 10.39 min Scan# 1243
 Delta R.T. -0.02 min
 Lab File: BG044053.D
 Acq: 15 Jan 2020 17:11

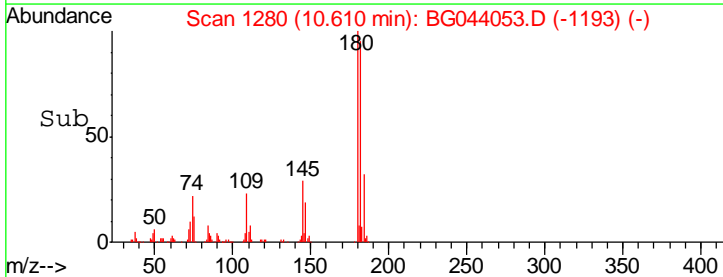
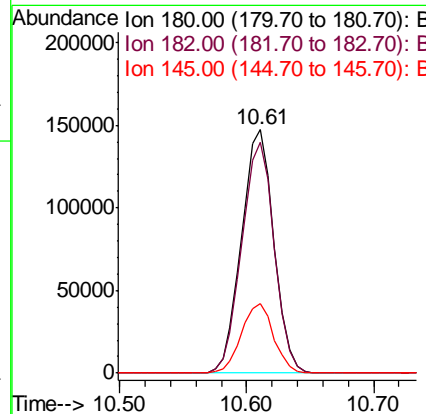
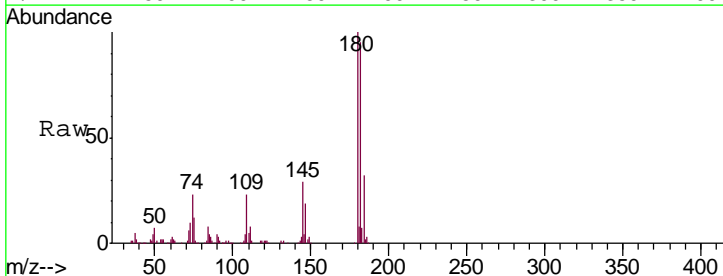
Instrument :
 BNA_G
 ClientSampleId :
 PB126095BSD

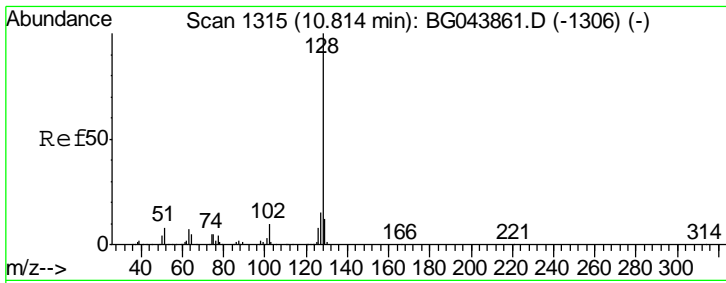
Tgt Ion	Resp	Lower	Upper
162	100		
164	65.0	46.3	86.3
98	34.9	17.3	57.3



#30
 1,2,4-Trichlorobenzene
 Concen: 40.001 ng
 RT: 10.61 min Scan# 1280
 Delta R.T. -0.02 min
 Lab File: BG044053.D
 Acq: 15 Jan 2020 17:11

Tgt Ion	Resp	Lower	Upper
180	100		
182	94.6	75.0	112.4
145	28.5	24.2	36.4

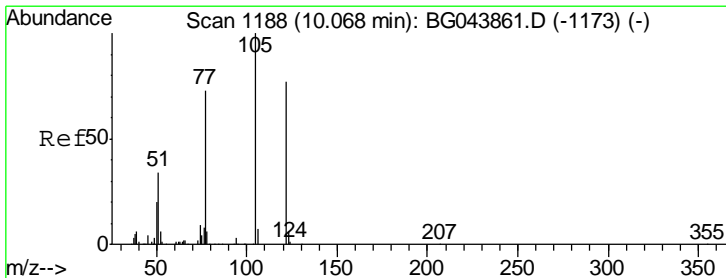
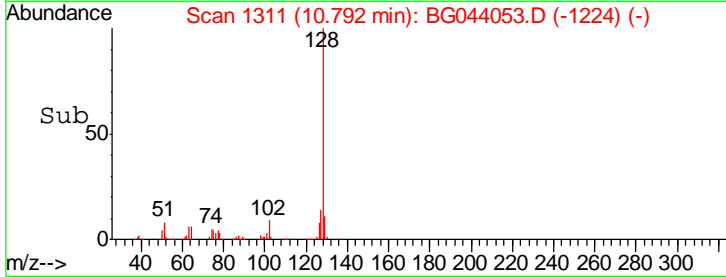
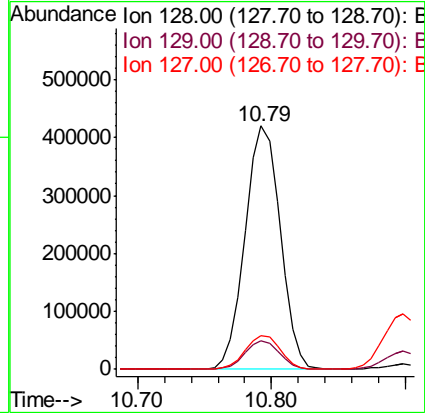
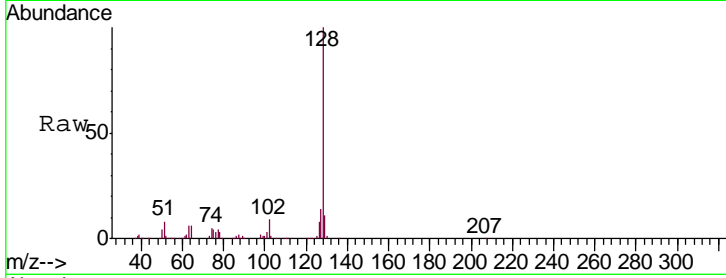




#31
 Naphthalene
 Concen: 42.885 ng
 RT: 10.79 min Scan# 1311
 Delta R.T. -0.02 min
 Lab File: BG044053.D
 Acq: 15 Jan 2020 17:11

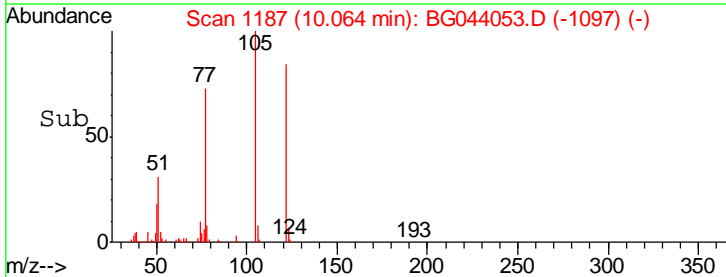
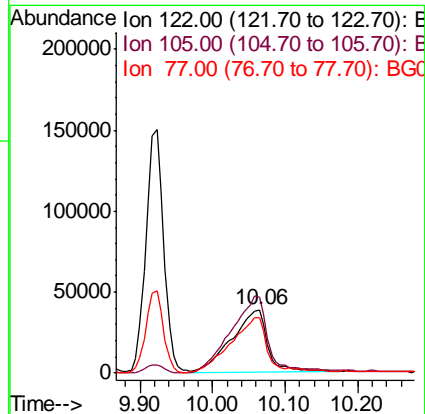
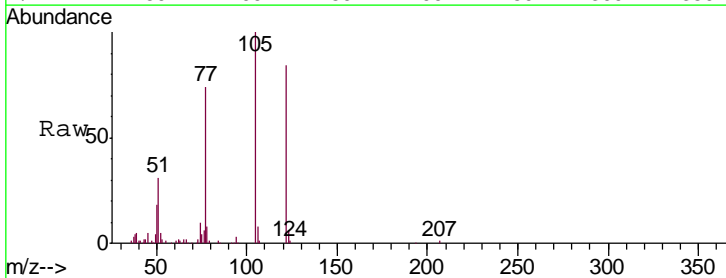
Instrument :
 BNA_G
 ClientSampled :
 PB126095BSD

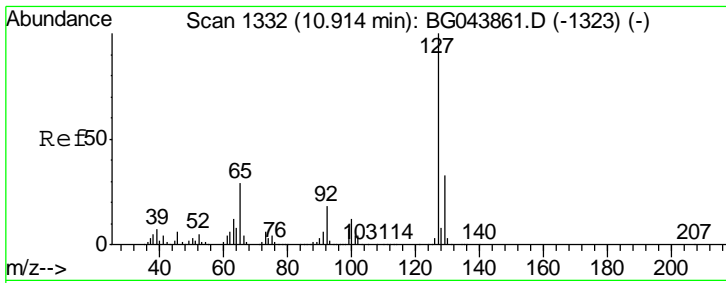
Tgt Ion	Resp	Lower	Upper
128	765511		
129	11.5	9.8	14.6
127	14.1	12.0	18.0



#32
 Benzoic acid
 Concen: 35.388 ng
 RT: 10.06 min Scan# 1187
 Delta R.T. -0.00 min
 Lab File: BG044053.D
 Acq: 15 Jan 2020 17:11

Tgt Ion	Resp	Lower	Upper
122	132671		
105	119.6	106.4	146.4
77	88.0	74.6	114.6

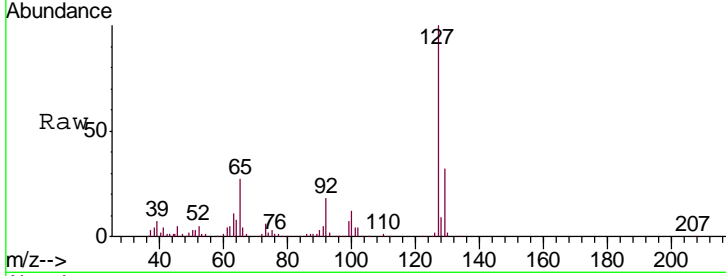




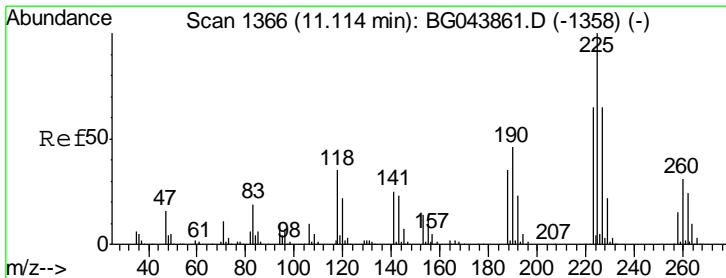
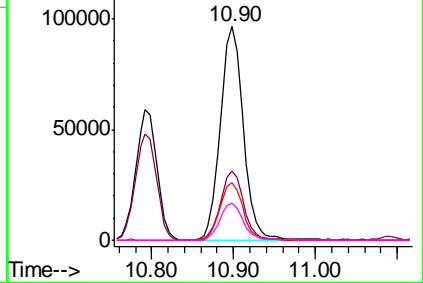
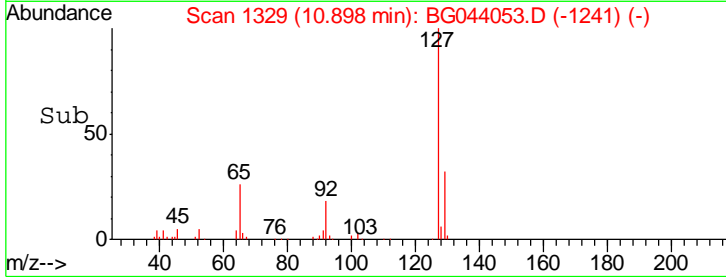
#33
 4-Chloroaniline
 Concen: 22.310 ng
 RT: 10.90 min Scan# 1329
 Delta R.T. -0.02 min
 Lab File: BG044053.D
 Acq: 15 Jan 2020 17:11

Instrument :
 BNA_G
 ClientSampled :
 PB126095BSD

Tgt Ion	Resp	Lower	Upper
127	189950		
129	32.3	26.6	40.0
65	26.8	23.3	34.9
92	17.6	14.7	22.1

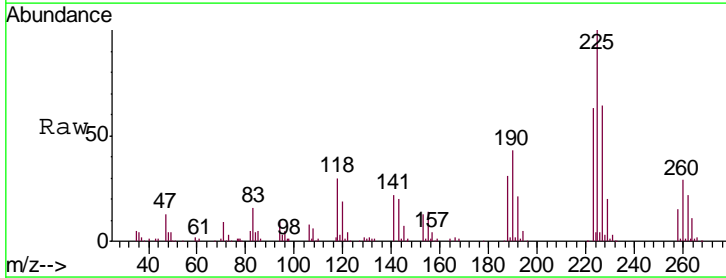


Abundance Ion 127.00 (126.70 to 127.70): E
 150000 Ion 129.00 (128.70 to 129.70): E
 Ion 65.00 (64.70 to 65.70): BGC
 Ion 92.00 (91.70 to 92.70): BGC

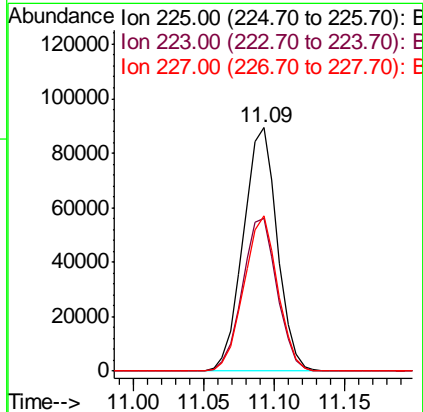
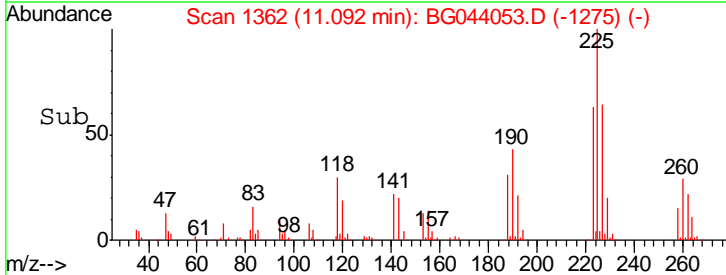


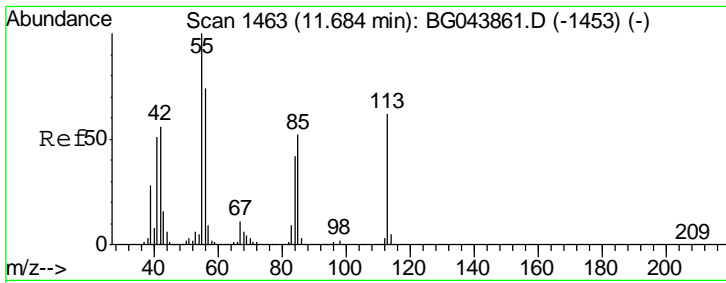
#34
 Hexachlorobutadiene
 Concen: 37.932 ng
 RT: 11.09 min Scan# 1362
 Delta R.T. -0.02 min
 Lab File: BG044053.D
 Acq: 15 Jan 2020 17:11

Tgt Ion	Resp	Lower	Upper
225	150654		
223	62.6	52.2	78.4
227	64.0	52.1	78.1



Abundance Ion 225.00 (224.70 to 225.70): E
 120000 Ion 223.00 (222.70 to 223.70): E
 Ion 227.00 (226.70 to 227.70): E

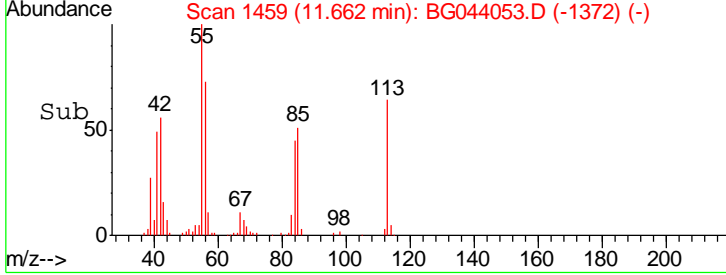
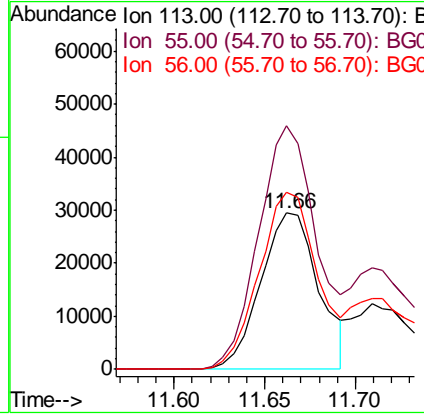
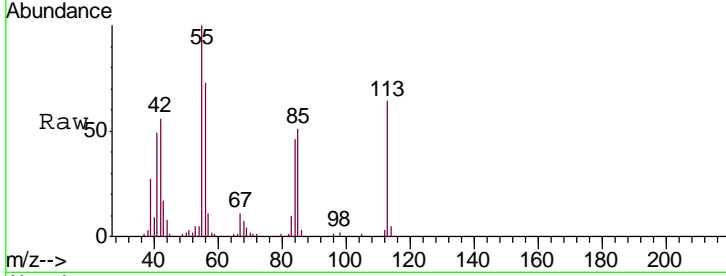




#35
 Caprolactam
 Concen: 30.276 ng
 RT: 11.66 min Scan# 1459
 Delta R.T. -0.02 min
 Lab File: BG044053.D
 Acq: 15 Jan 2020 17:11

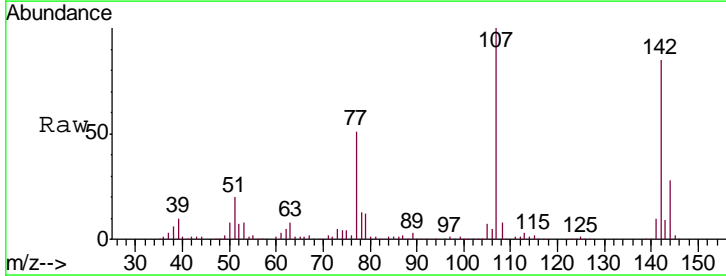
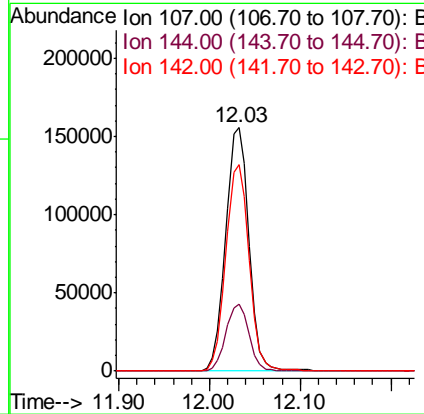
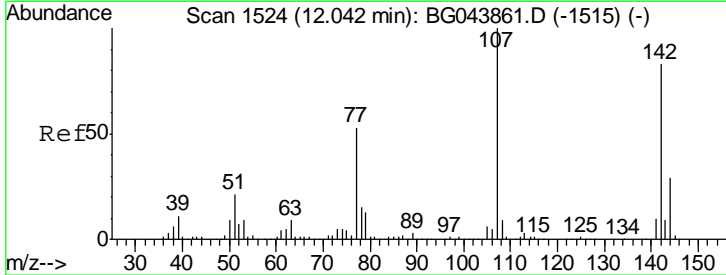
Instrument : BNA_G
 ClientSampleId : PB126095BSD

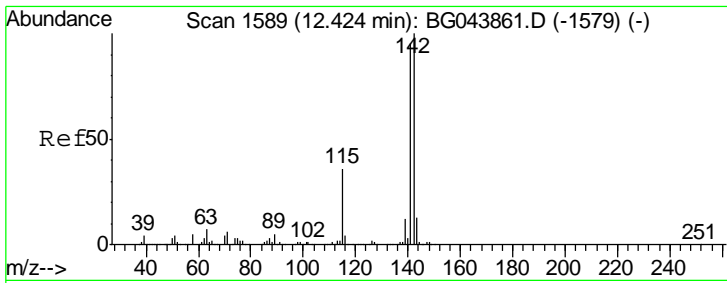
Tgt Ion	Resp	Lower	Upper
113	100		
55	155.9	142.5	182.5
56	113.5	101.4	141.4



#36
 4-Chloro-3-methylphenol
 Concen: 44.834 ng
 RT: 12.03 min Scan# 1522
 Delta R.T. -0.01 min
 Lab File: BG044053.D
 Acq: 15 Jan 2020 17:11

Tgt Ion	Resp	Lower	Upper
107	100		
144	27.6	23.4	35.2
142	85.0	66.3	99.5

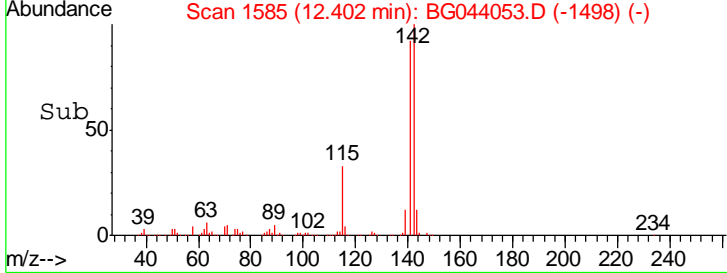
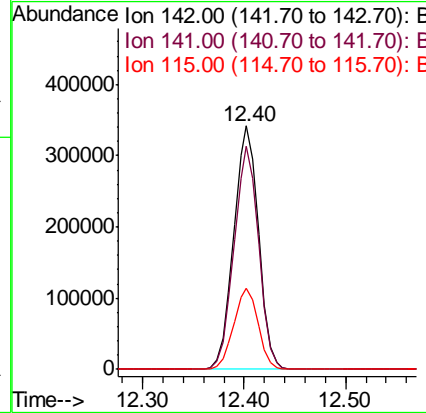
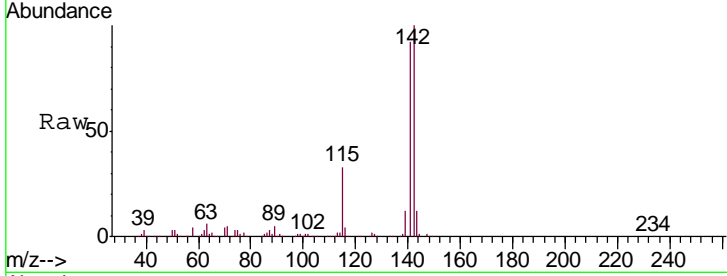




#37
 2-Methylnaphthalene
 Concen: 42.942 ng
 RT: 12.40 min Scan# 1585
 Delta R.T. -0.02 min
 Lab File: BG044053.D
 Acq: 15 Jan 2020 17:11

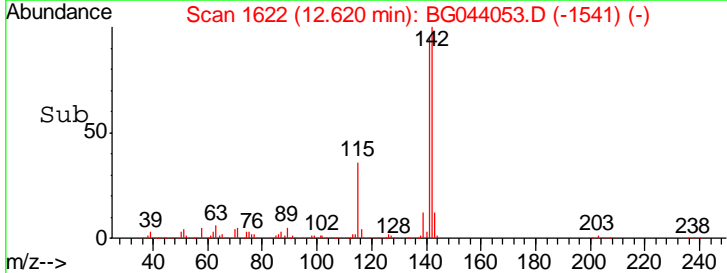
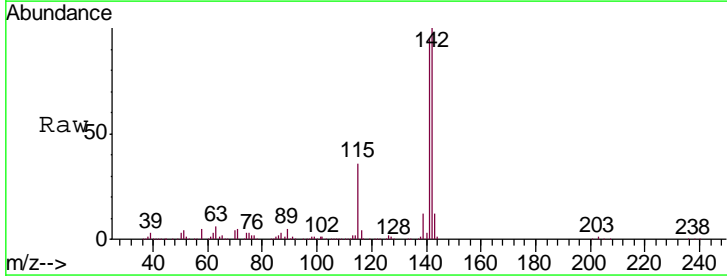
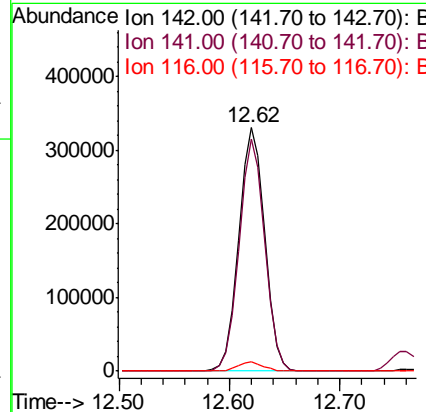
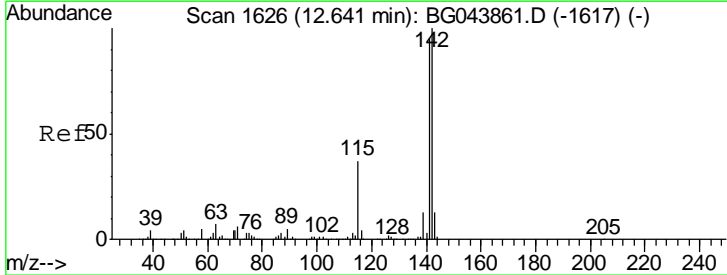
Instrument :
 BNA_G
 ClientSampleId :
 PB126095BSD

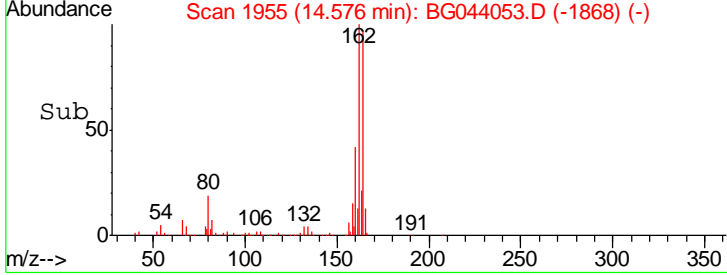
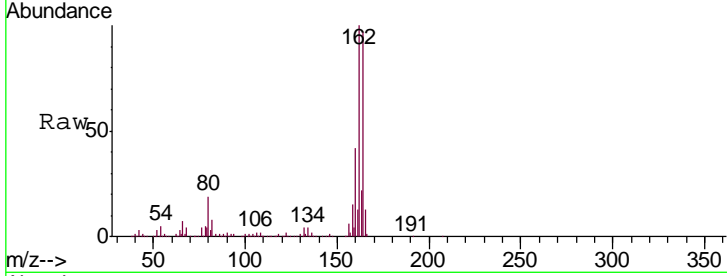
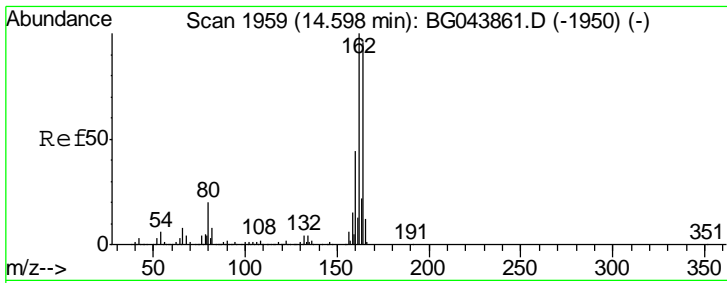
Tgt Ion	Resp	Lower	Upper
142	100		
141	91.6	75.8	113.8
115	33.1	28.6	42.8



#38
 1-Methylnaphthalene
 Concen: 42.705 ng
 RT: 12.62 min Scan# 1622
 Delta R.T. -0.02 min
 Lab File: BG044053.D
 Acq: 15 Jan 2020 17:11

Tgt Ion	Resp	Lower	Upper
142	100		
141	95.1	76.0	114.0
116	3.8	3.1	4.7

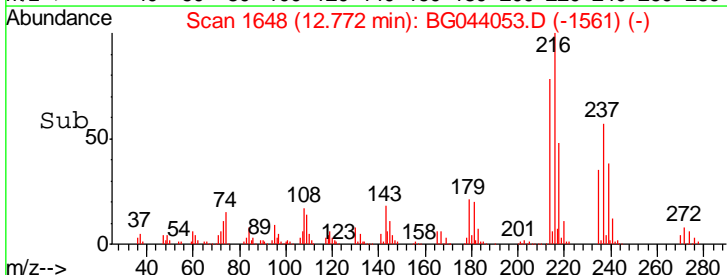
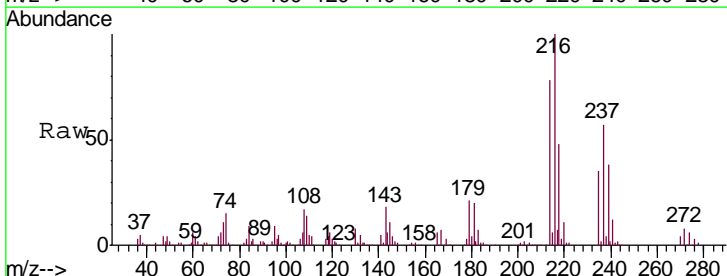
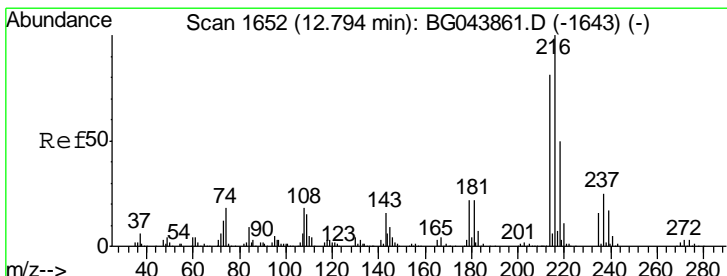
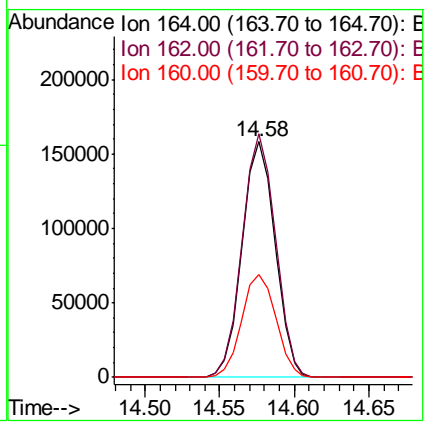




#39
 Acenaphthene-d10
 Concen: 20.000 ng
 RT: 14.58 min Scan# 1955
 Delta R.T. -0.02 min
 Lab File: BG044053.D
 Acq: 15 Jan 2020 17:11

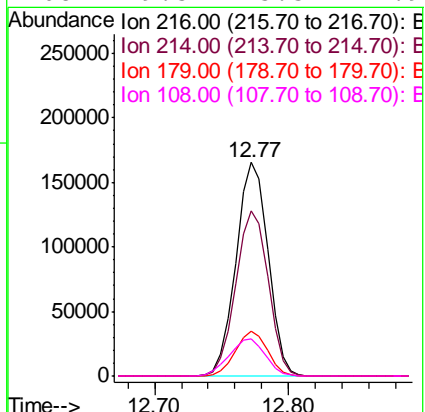
Instrument :
 BNA_G
 ClientSampleId :
 PB126095BSD

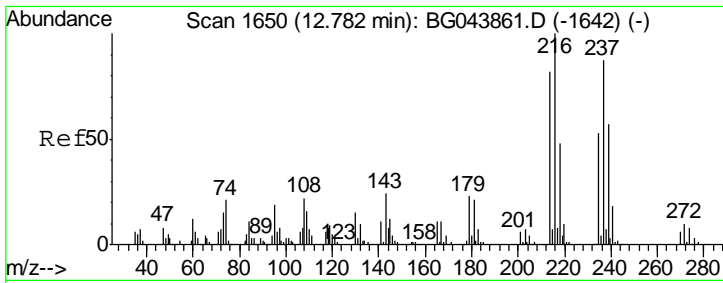
Tgt Ion	Resp	Lower	Upper
164	100		
162	103.4	83.0	124.4
160	43.8	36.1	54.1



#40
 1,2,4,5-Tetrachlorobenzene
 Concen: 38.693 ng
 RT: 12.77 min Scan# 1648
 Delta R.T. -0.02 min
 Lab File: BG044053.D
 Acq: 15 Jan 2020 17:11

Tgt Ion	Resp	Lower	Upper
216	100		
214	78.3	63.8	95.8
179	20.7	17.3	25.9
108	19.5	15.3	22.9

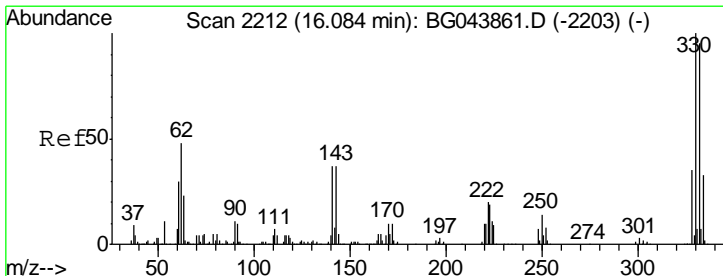
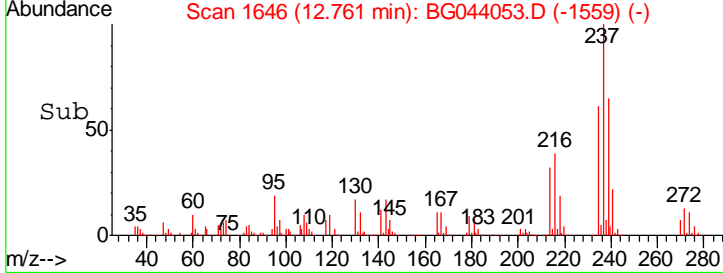
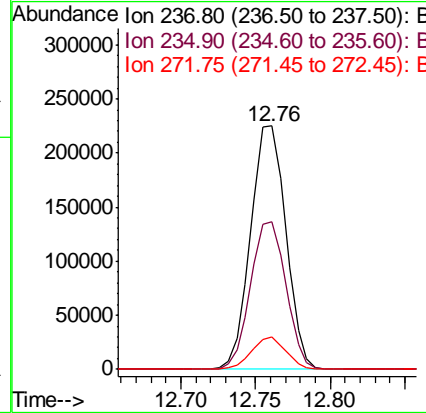
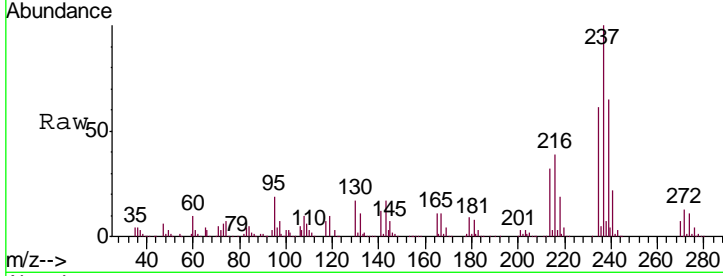




#41
 Hexachlorocyclopentadiene
 Concen: 99.498 ng
 RT: 12.76 min Scan# 1646
 Delta R.T. -0.02 min
 Lab File: BG044053.D
 Acq: 15 Jan 2020 17:11

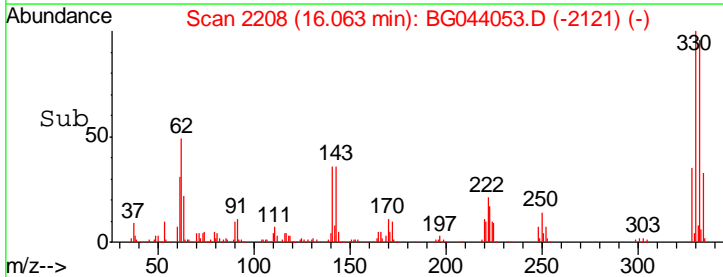
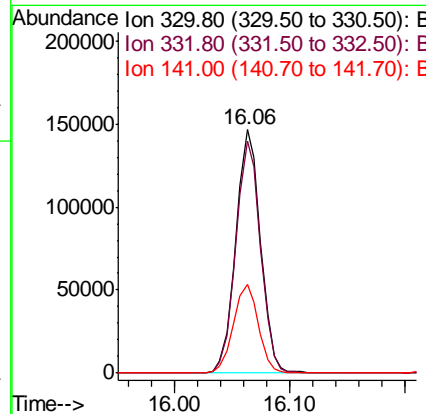
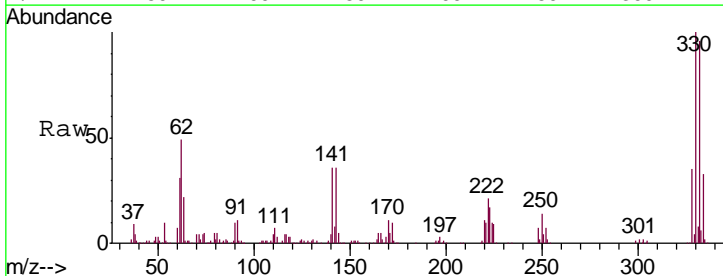
Instrument :
 BNA_G
 ClientSampleId :
 PB126095BSD

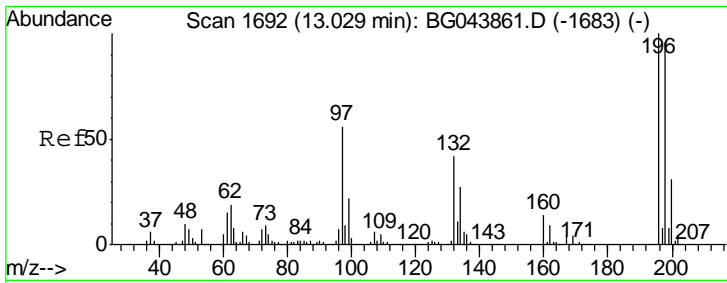
Tgt Ion	Resp	Lower	Upper
237	367214		
235	60.8	41.1	81.1
272	13.2	0.0	31.7



#42
 2,4,6-Tribromophenol
 Concen: 85.364 ng
 RT: 16.06 min Scan# 2208
 Delta R.T. -0.02 min
 Lab File: BG044053.D
 Acq: 15 Jan 2020 17:11

Tgt Ion	Resp	Lower	Upper
330	216967		
332	95.3	77.2	115.8
141	36.9	33.1	49.7

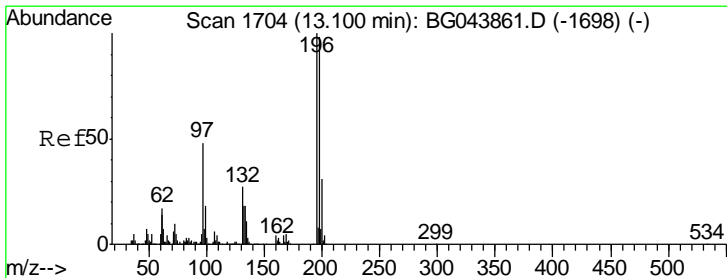
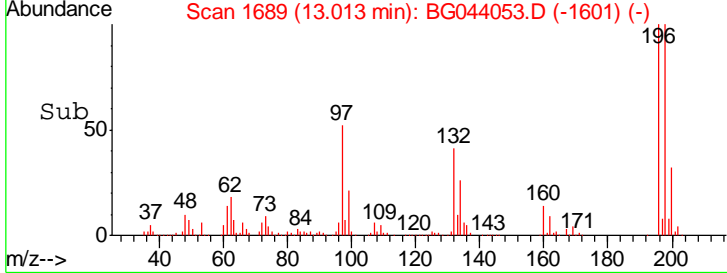
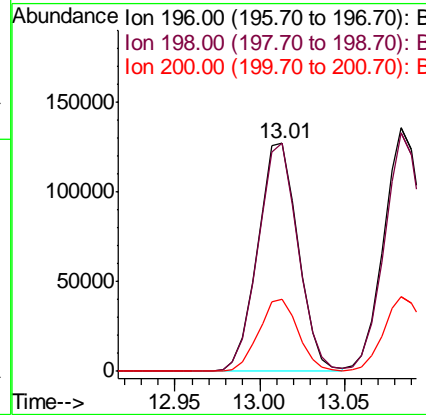
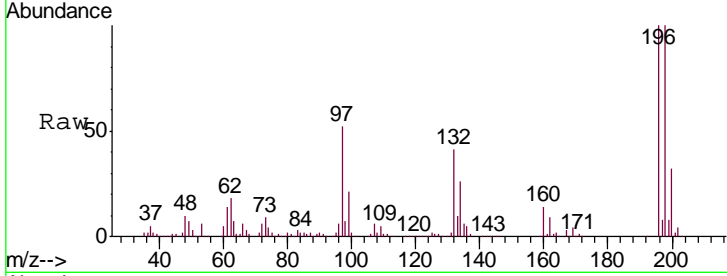




#43
 2,4,6-Trichlorophenol
 Concen: 43.003 ng
 RT: 13.01 min Scan# 1689
 Delta R.T. -0.02 min
 Lab File: BG044053.D
 Acq: 15 Jan 2020 17:11

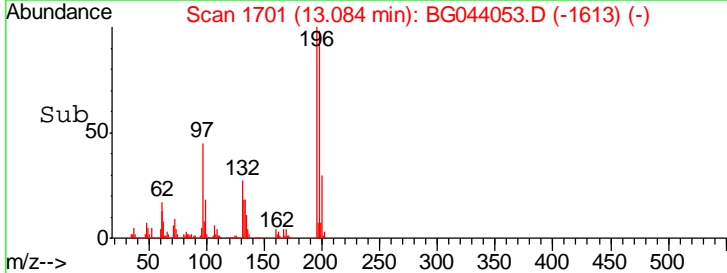
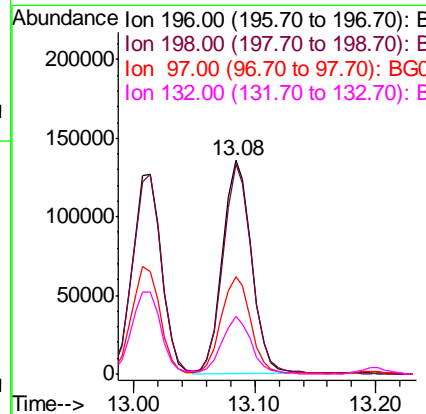
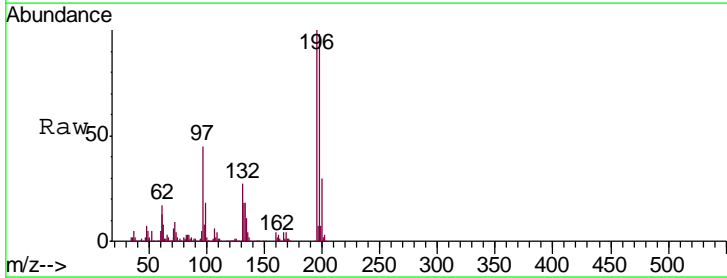
Instrument :
 BNA_G
 ClientSampled :
 PB126095BSD

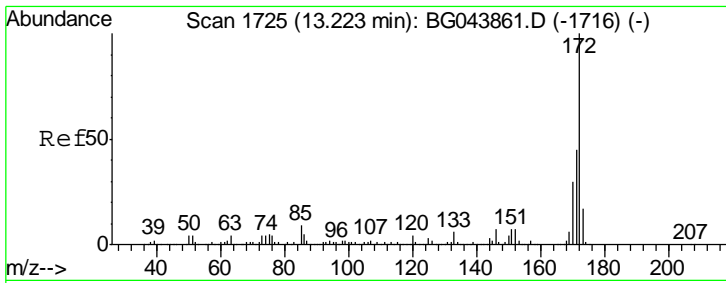
Tgt Ion	Resp	Lower	Upper
196	100		
198	100.1	76.6	115.0
200	31.9	24.6	37.0



#44
 2,4,5-Trichlorophenol
 Concen: 44.582 ng
 RT: 13.08 min Scan# 1701
 Delta R.T. -0.02 min
 Lab File: BG044053.D
 Acq: 15 Jan 2020 17:11

Tgt Ion	Resp	Lower	Upper
196	100		
198	98.0	78.3	117.5
97	45.3	38.8	58.2
132	26.9	21.3	31.9

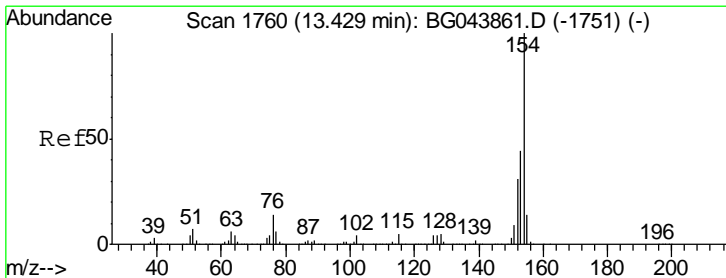

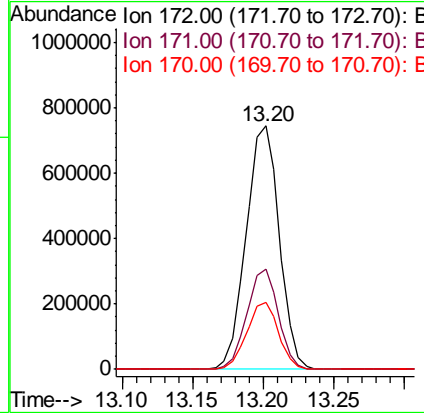
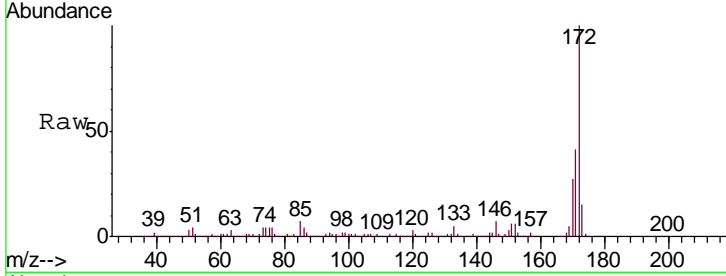




#45
 2-Fluorobiphenyl
 Concen: 91.190 ng
 RT: 13.20 min Scan# 1721
 Delta R.T. -0.02 min
 Lab File: BG044053.D
 Acq: 15 Jan 2020 17:11

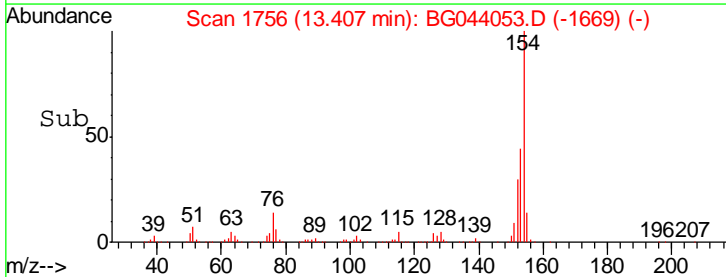
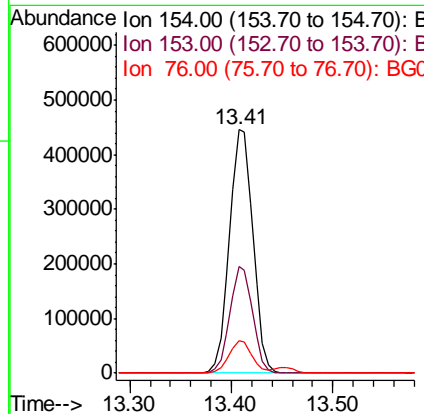
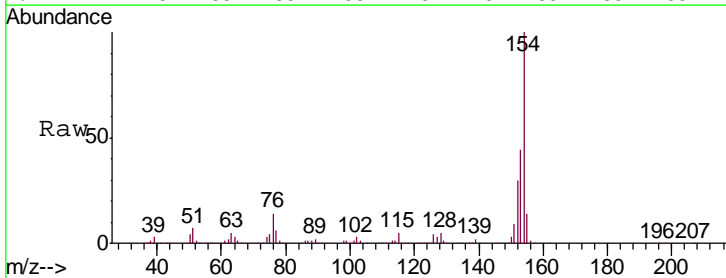
Instrument :
 BNA_G
 ClientSampleID :
 PB126095BSD

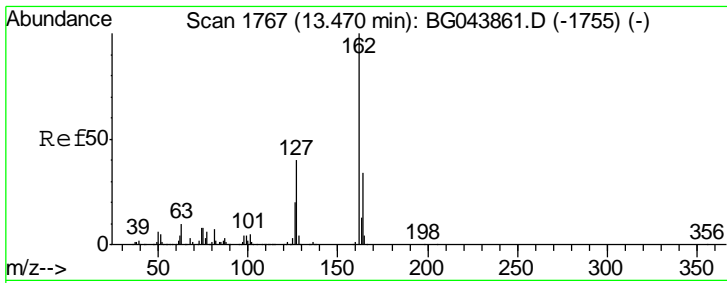
Tgt Ion	Resp	Lower	Upper
172	1222465		
171	41.0	35.8	53.8
170	27.3	24.2	36.4



#46
 1,1'-Biphenyl
 Concen: 41.125 ng
 RT: 13.41 min Scan# 1756
 Delta R.T. -0.02 min
 Lab File: BG044053.D
 Acq: 15 Jan 2020 17:11

Tgt Ion	Resp	Lower	Upper
154	716149		
153	43.7	23.6	63.6
76	13.5	0.0	34.4

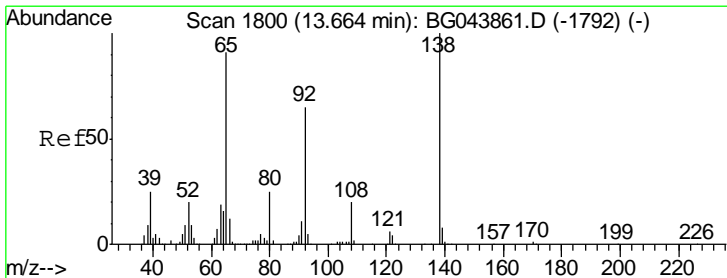
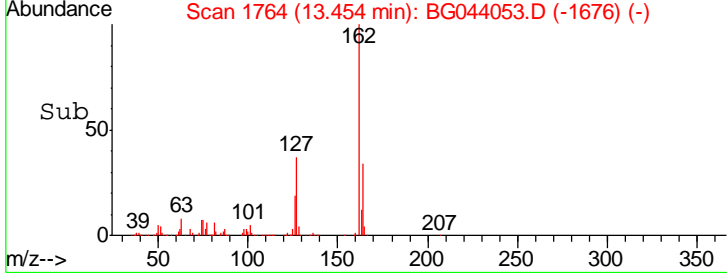
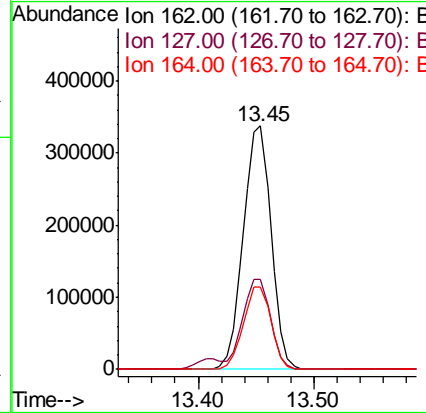
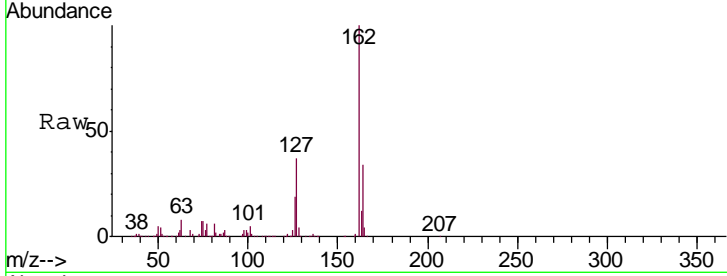




#47
 2-Chloronaphthalene
 Concen: 40.080 ng
 RT: 13.45 min Scan# 1764
 Delta R.T. -0.02 min
 Lab File: BG044053.D
 Acq: 15 Jan 2020 17:11

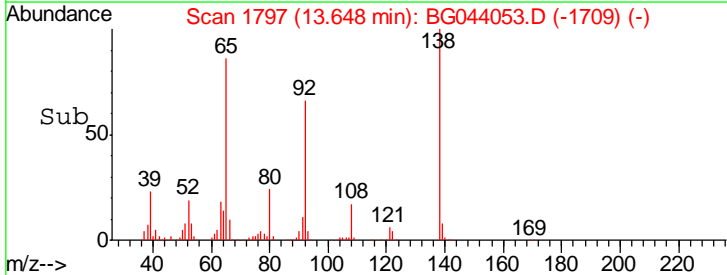
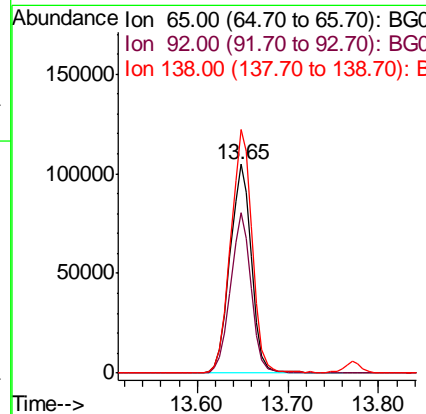
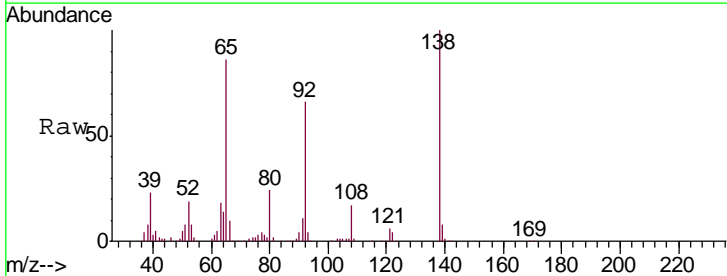
Instrument :
 BNA_G
 ClientSampled :
 PB126095BSD

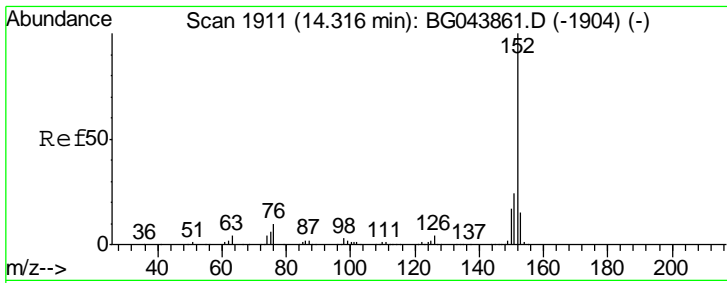
Tgt Ion	Resp	Lower	Upper
162	563985		
127	37.1	32.1	48.1
164	33.9	27.5	41.3



#48
 2-Nitroaniline
 Concen: 38.032 ng
 RT: 13.65 min Scan# 1797
 Delta R.T. -0.02 min
 Lab File: BG044053.D
 Acq: 15 Jan 2020 17:11

Tgt Ion	Resp	Lower	Upper
65	172149		
92	76.9	57.4	86.2
138	116.7	88.2	132.4


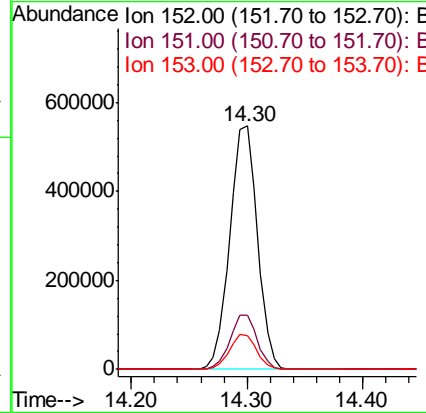
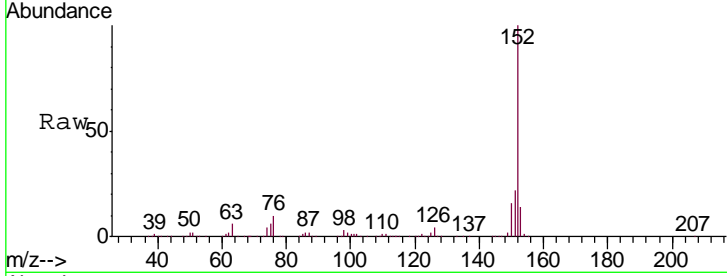




#49
 Acenaphthylene
 Concen: 44.663 ng
 RT: 14.30 min Scan# 1908
 Delta R.T. -0.02 min
 Lab File: BG044053.D
 Acq: 15 Jan 2020 17:11

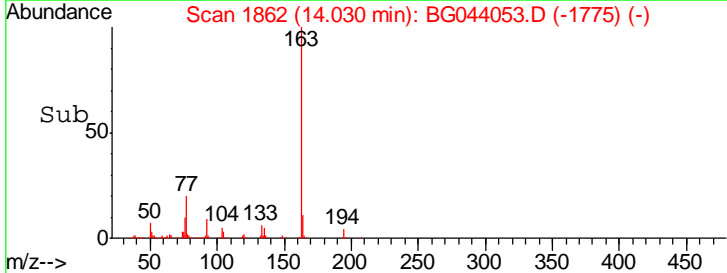
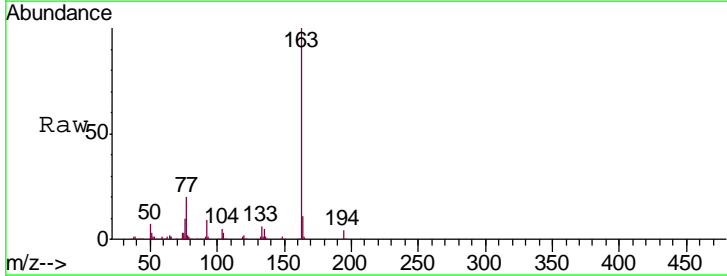
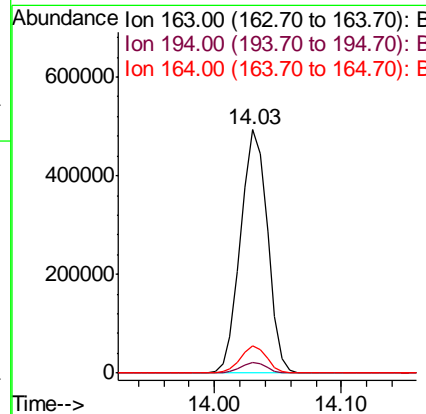
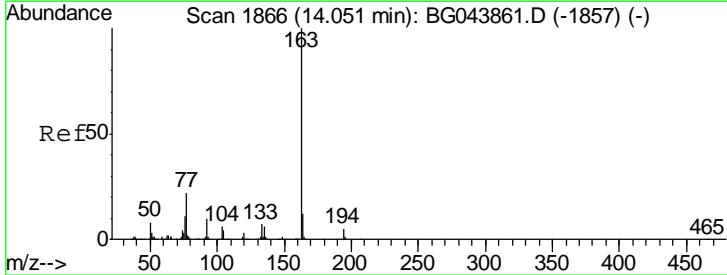
Instrument :
 BNA_G
 ClientSampleId :
 PB126095BSD

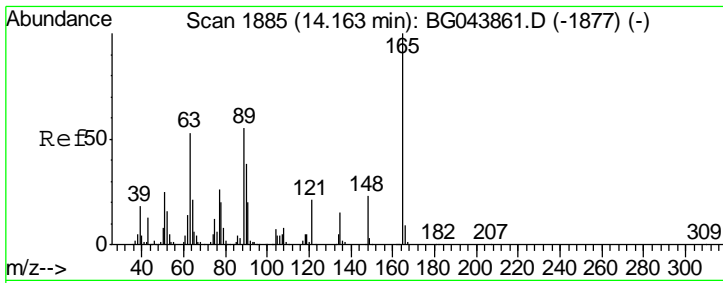
Tgt Ion	Resp	Lower	Upper
152	100		
151	22.3	19.4	29.2
153	14.1	12.0	18.0



#50
 Dimethylphthalate
 Concen: 42.079 ng
 RT: 14.03 min Scan# 1862
 Delta R.T. -0.02 min
 Lab File: BG044053.D
 Acq: 15 Jan 2020 17:11

Tgt Ion	Resp	Lower	Upper
163	100		
194	4.4	3.7	5.5
164	11.1	9.3	13.9

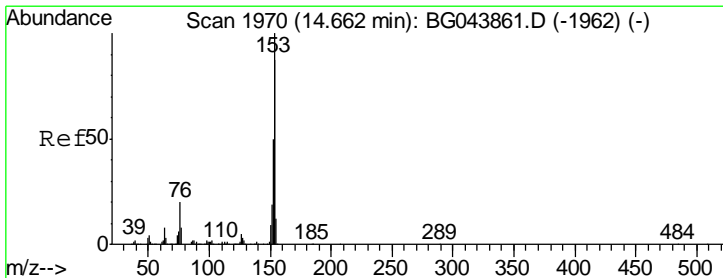
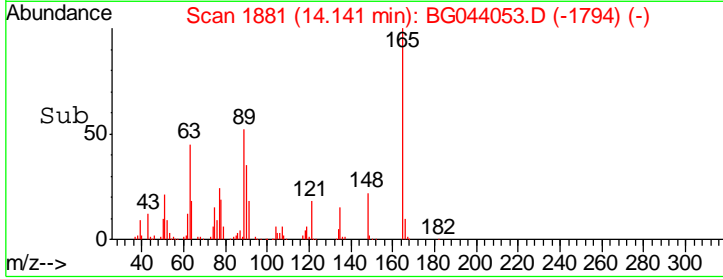
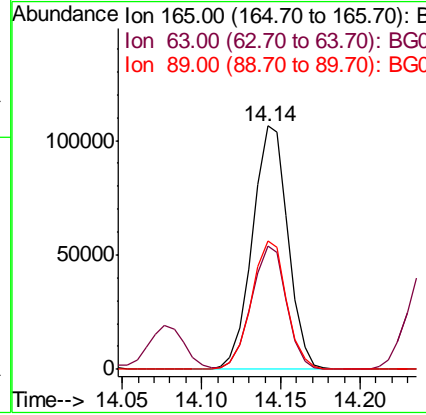
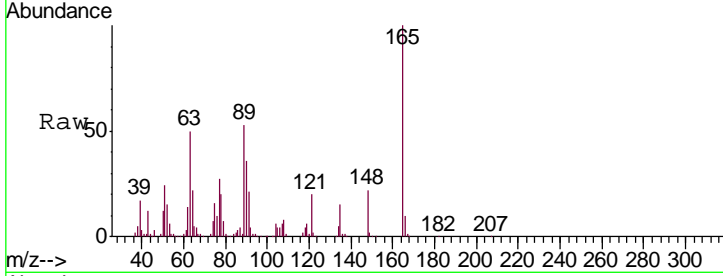




#51
 2,6-Dinitrotoluene
 Concen: 42.481 ng
 RT: 14.14 min Scan# 1881
 Delta R.T. -0.02 min
 Lab File: BG044053.D
 Acq: 15 Jan 2020 17:11

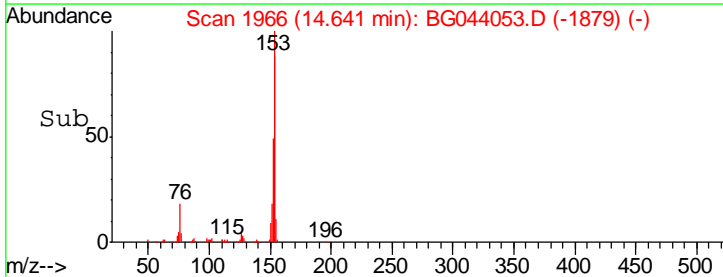
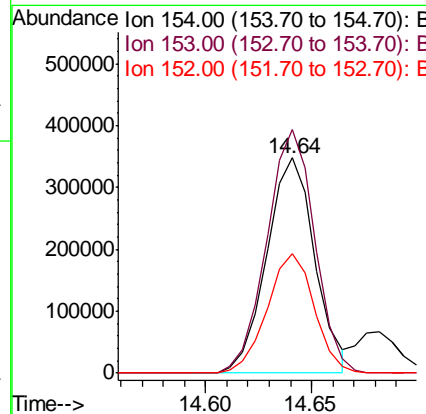
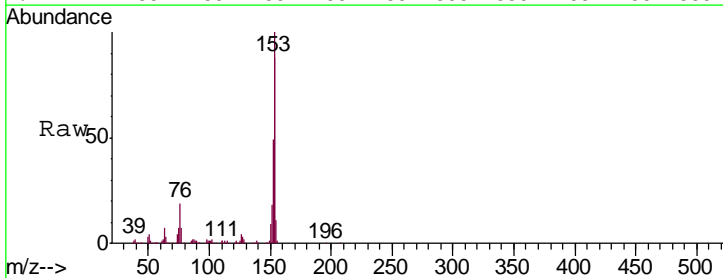
Instrument :
 BNA_G
 ClientSampleID :
 PB126095BSD

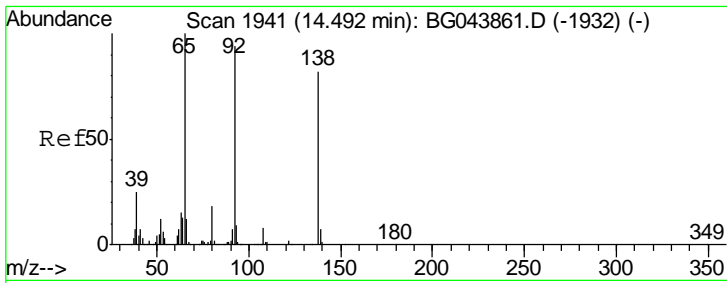
Tgt Ion	Resp	Lower	Upper
165	165586		
63	50.4	43.1	64.7
89	52.6	43.8	65.6



#52
 Acenaphthene
 Concen: 38.874 ng
 RT: 14.64 min Scan# 1966
 Delta R.T. -0.02 min
 Lab File: BG044053.D
 Acq: 15 Jan 2020 17:11

Tgt Ion	Resp	Lower	Upper
154	551368		
153	113.2	91.6	137.4
152	55.3	45.4	68.0

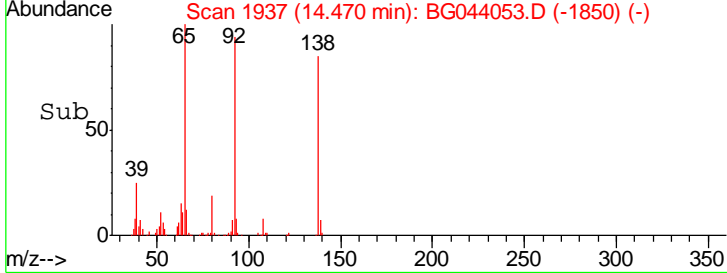
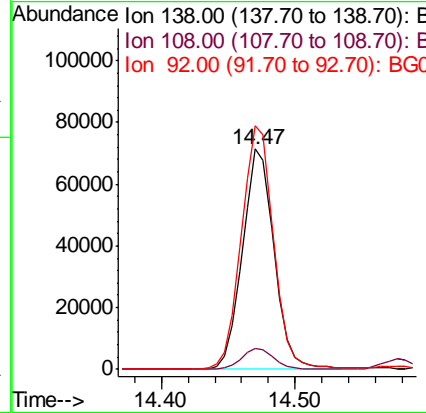
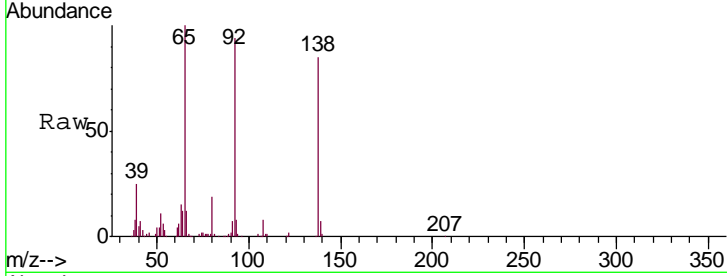




#53
 3-Nitroaniline
 Concen: 26.468 ng
 RT: 14.47 min Scan# 1937
 Delta R.T. -0.02 min
 Lab File: BG044053.D
 Acq: 15 Jan 2020 17:11

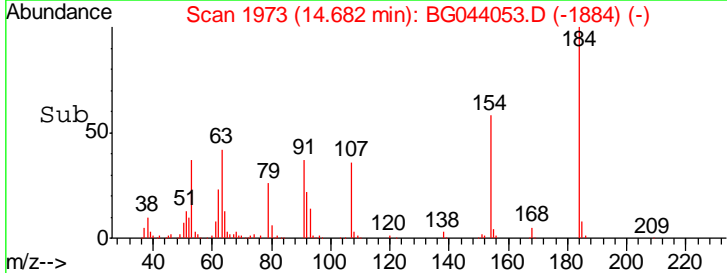
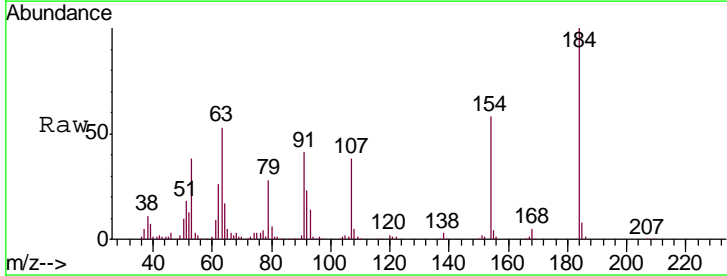
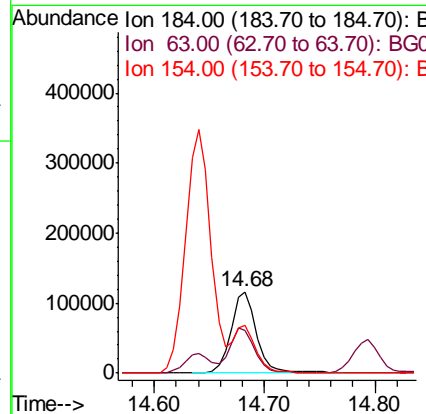
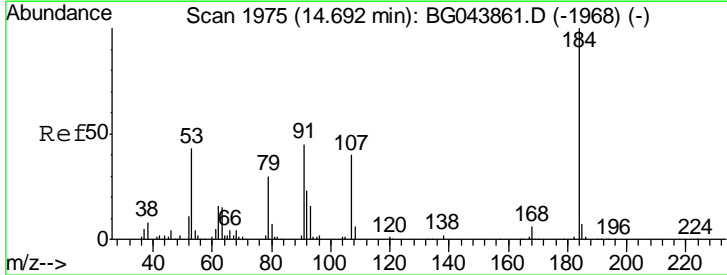
Instrument :
 BNA_G
 ClientSampleId :
 PB126095BSD

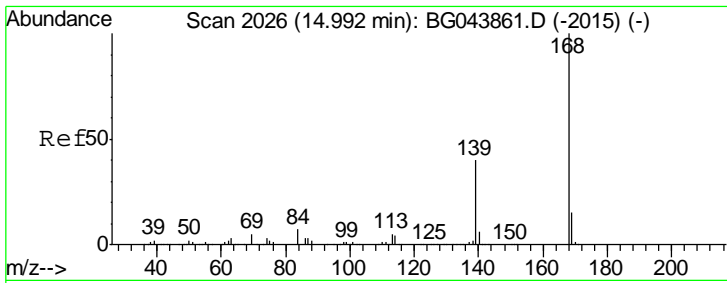
Tgt Ion	Resp	Lower	Upper
138	117157		
108	9.2	7.4	11.2
92	110.6	92.1	138.1



#54
 2,4-Dinitrophenol
 Concen: 93.862 ng
 RT: 14.68 min Scan# 1973
 Delta R.T. -0.01 min
 Lab File: BG044053.D
 Acq: 15 Jan 2020 17:11

Tgt Ion	Resp	Lower	Upper
184	188413		
63	53.0	46.6	70.0
154	58.0	50.2	75.4

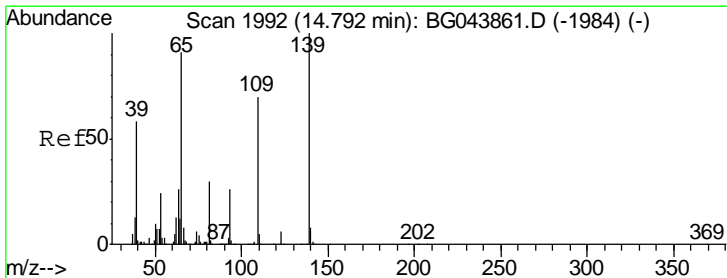
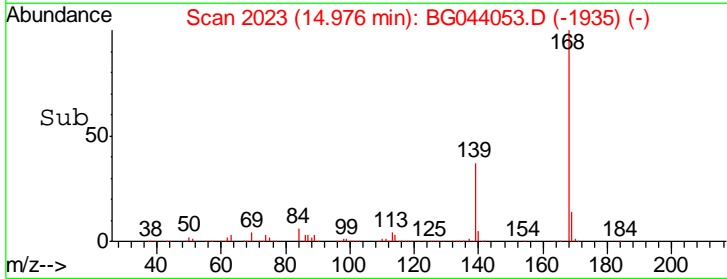
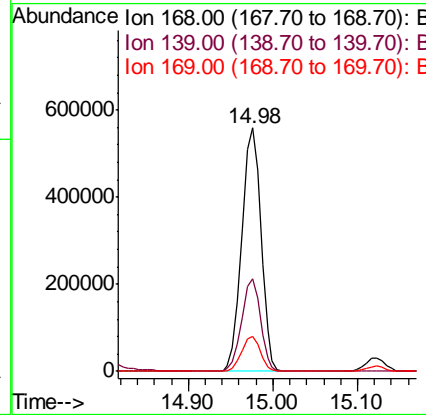
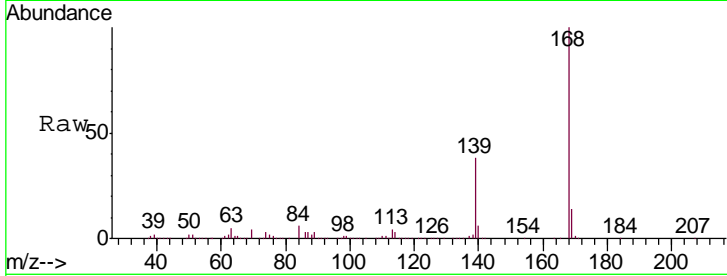




#55
 Dibenzofuran
 Concen: 44.494 ng
 RT: 14.98 min Scan# 2023
 Delta R.T. -0.02 min
 Lab File: BG044053.D
 Acq: 15 Jan 2020 17:11

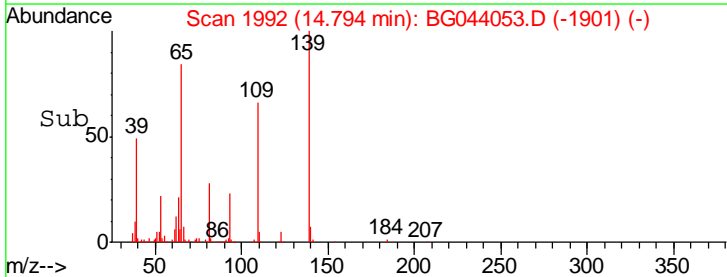
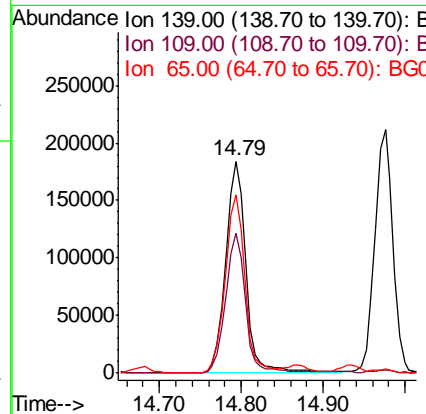
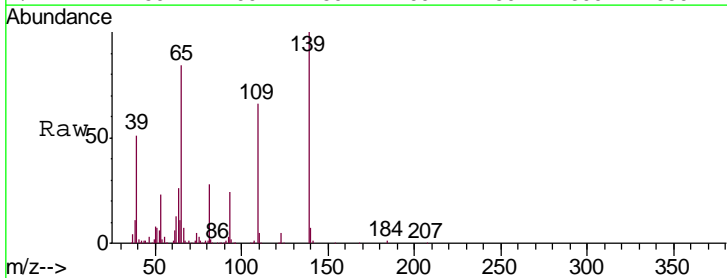
Instrument :
 BNA_G
 ClientSampleID :
 PB126095BSD

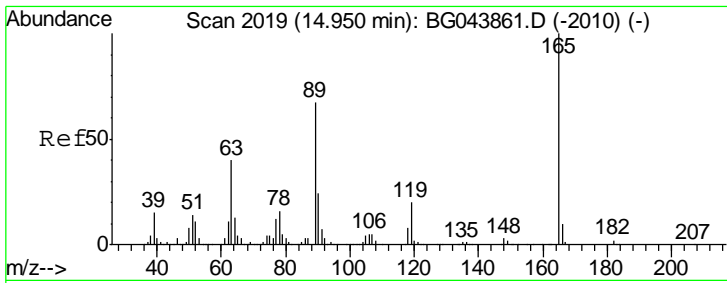
Tgt Ion	Resp	Lower	Upper
168	100		
139	37.8	32.2	48.2
169	14.4	12.2	18.2



#56
 4-Nitrophenol
 Concen: 93.725 ng
 RT: 14.79 min Scan# 1992
 Delta R.T. 0.00 min
 Lab File: BG044053.D
 Acq: 15 Jan 2020 17:11

Tgt Ion	Resp	Lower	Upper
139	100		
109	66.2	50.4	90.4
65	83.9	71.4	111.4

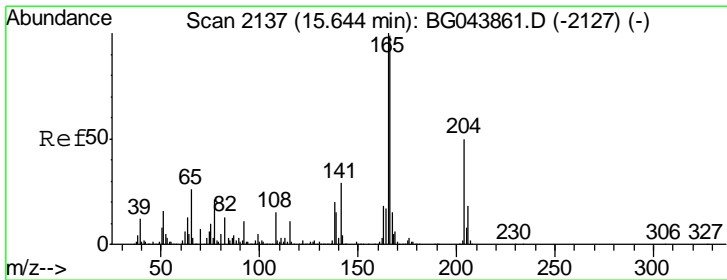
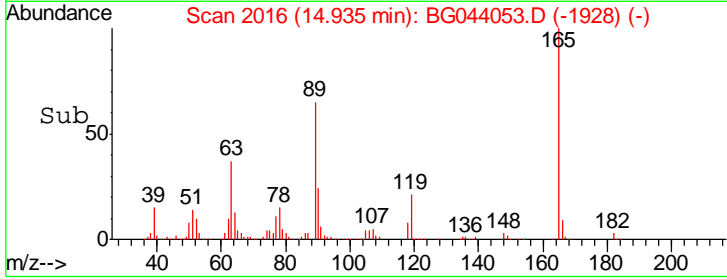
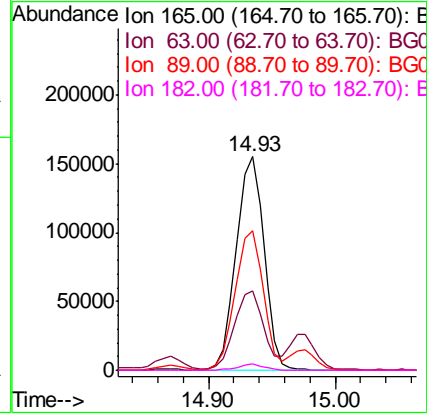
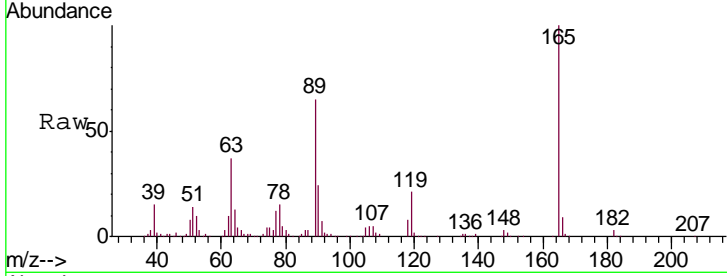




#57
 2,4-Dinitrotoluene
 Concen: 44.564 ng
 RT: 14.93 min Scan# 2016
 Delta R.T. -0.02 min
 Lab File: BG044053.D
 Acq: 15 Jan 2020 17:11

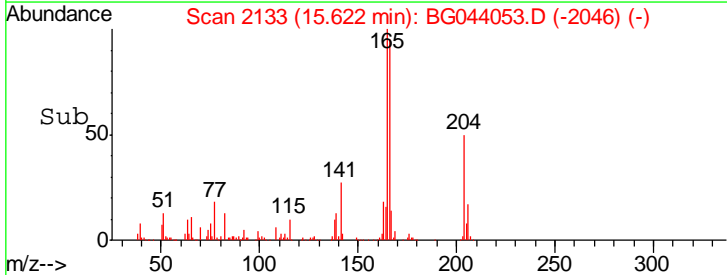
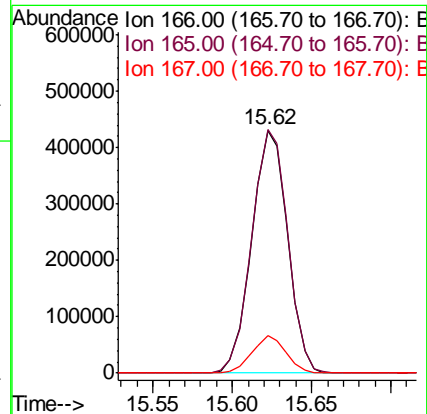
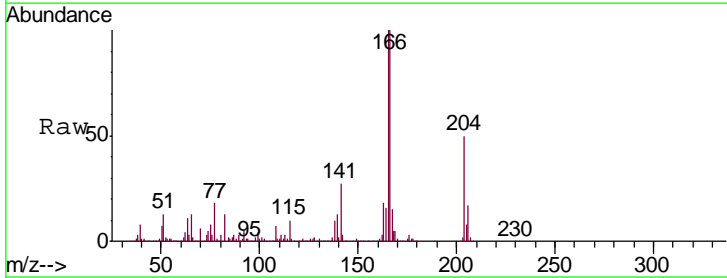
Instrument :
 BNA_G
 ClientSampleID :
 PB126095BSD

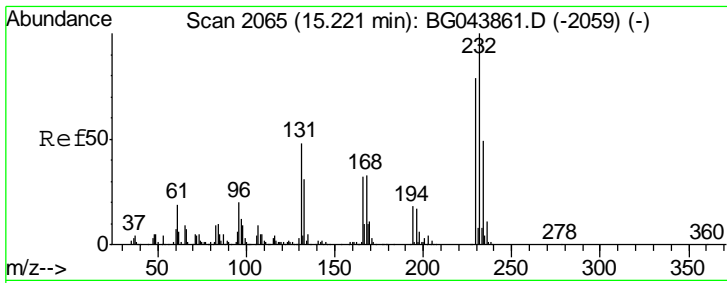
Tgt Ion	Resp	Lower	Upper
165	100		
63	37.0	31.9	47.9
89	65.1	53.8	80.6
182	2.7	2.0	3.0



#58
 Fluorene
 Concen: 43.634 ng
 RT: 15.62 min Scan# 2133
 Delta R.T. -0.02 min
 Lab File: BG044053.D
 Acq: 15 Jan 2020 17:11

Tgt Ion	Resp	Lower	Upper
166	100		
165	100.2	80.8	121.2
167	15.2	12.1	18.1

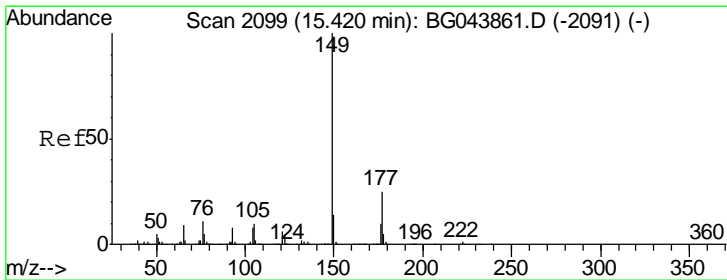
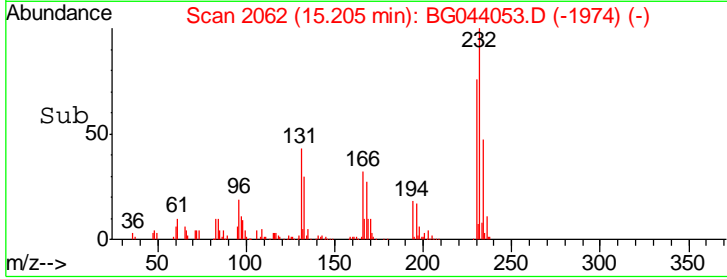
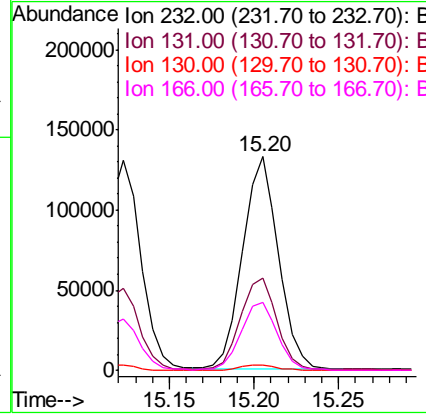
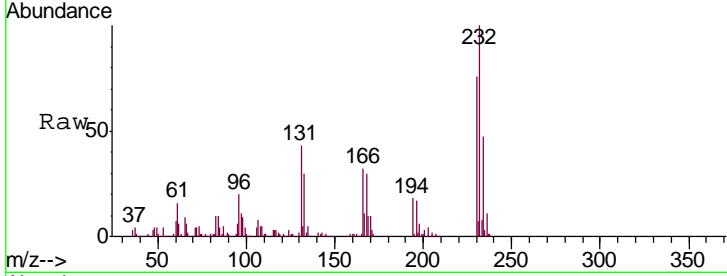




#59
 2,3,4,6-Tetrachlorophenol
 Concen: 45.081 ng
 RT: 15.20 min Scan# 2062
 Delta R.T. -0.02 min
 Lab File: BG044053.D
 Acq: 15 Jan 2020 17:11

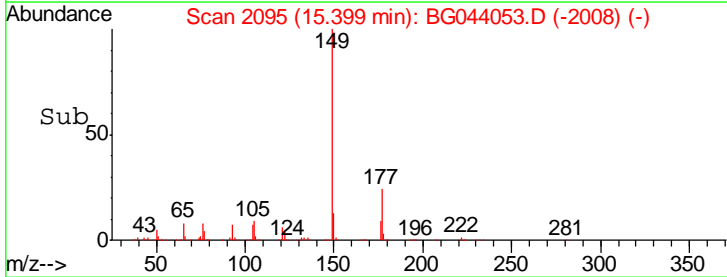
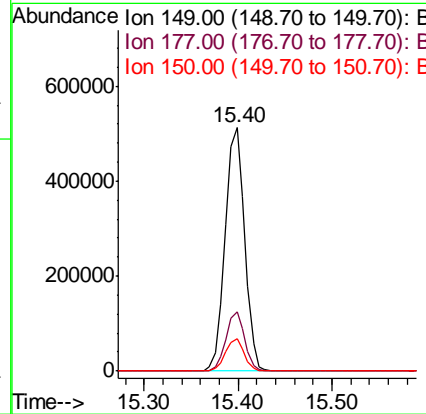
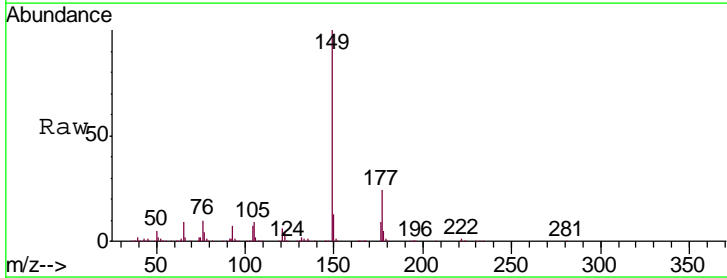
Instrument :
 BNA_G
 ClientSampleId :
 PB126095BSD

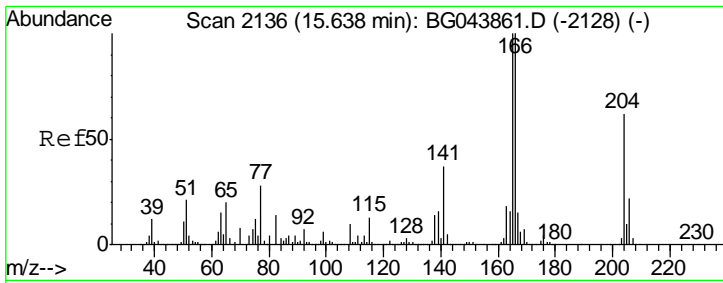
Tgt Ion	Resp	Lower	Upper
232	195839		
131	43.7	38.2	57.2
130	2.6	2.2	3.2
166	32.1	26.4	39.6



#60
 Diethylphthalate
 Concen: 42.940 ng
 RT: 15.40 min Scan# 2095
 Delta R.T. -0.02 min
 Lab File: BG044053.D
 Acq: 15 Jan 2020 17:11

Tgt Ion	Resp	Lower	Upper
149	740668		
177	24.3	20.0	30.0
150	13.2	11.1	16.7

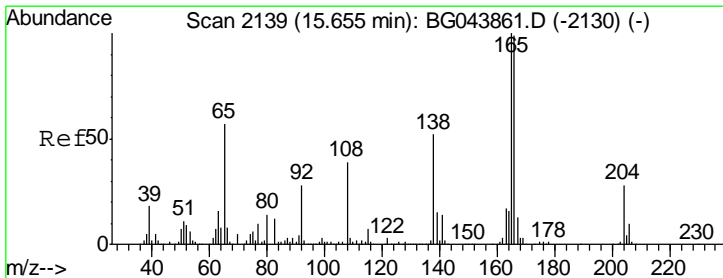
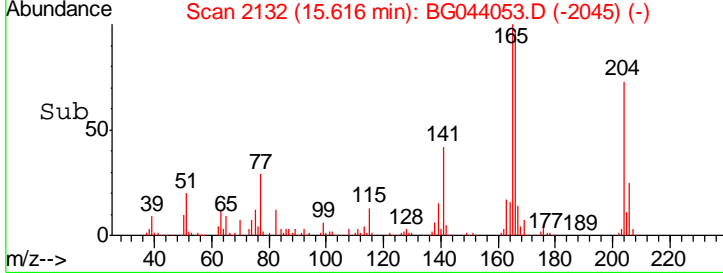
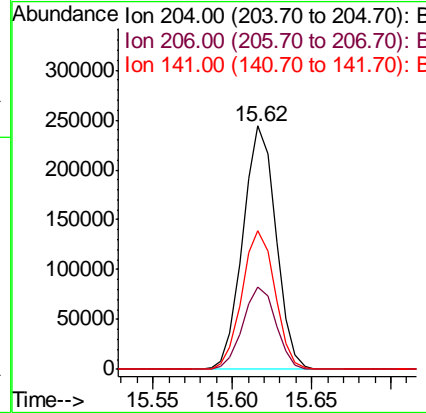
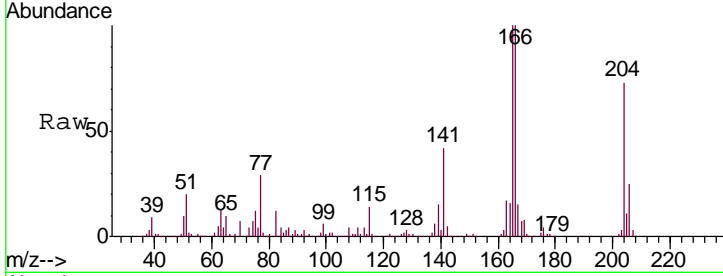




#61
 4-Chlorophenyl-phenylether
 Concen: 41.871 ng
 RT: 15.62 min Scan# 2132
 Delta R.T. -0.02 min
 Lab File: BG044053.D
 Acq: 15 Jan 2020 17:11

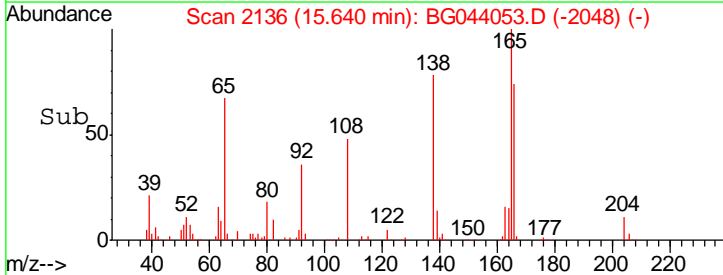
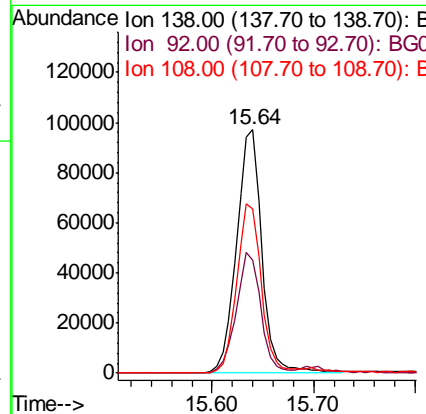
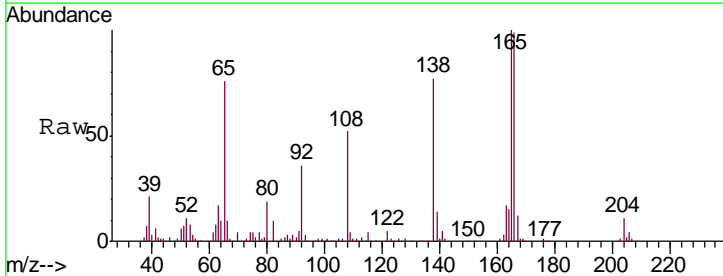
Instrument :
 BNA_G
 ClientSampleId :
 PB126095BSD

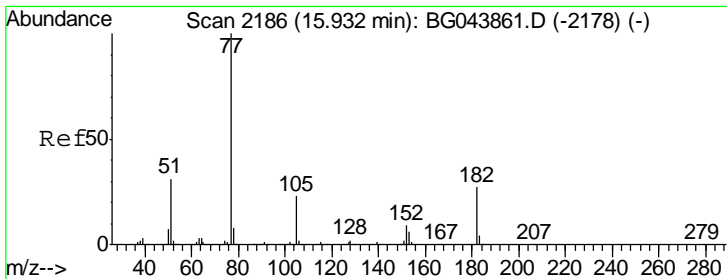
Tgt Ion	Resp	Lower	Upper
204	351862		
204	100		
206	33.9	28.2	42.2
141	57.2	48.2	72.2



#62
 4-Nitroaniline
 Concen: 38.643 ng
 RT: 15.64 min Scan# 2136
 Delta R.T. -0.02 min
 Lab File: BG044053.D
 Acq: 15 Jan 2020 17:11

Tgt Ion	Resp	Lower	Upper
138	168913		
138	100		
92	46.5	34.3	74.3
108	67.5	55.0	95.0

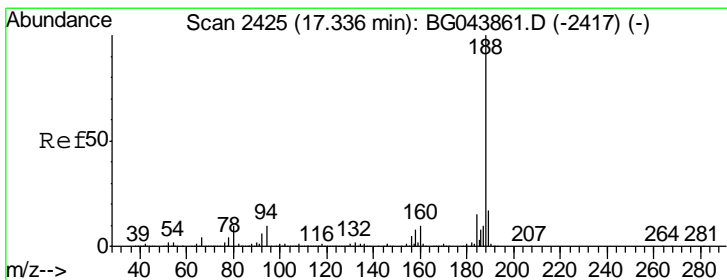
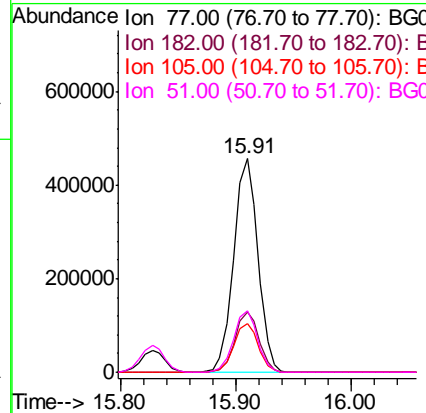
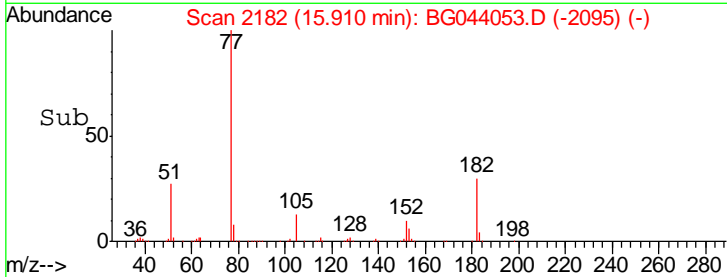
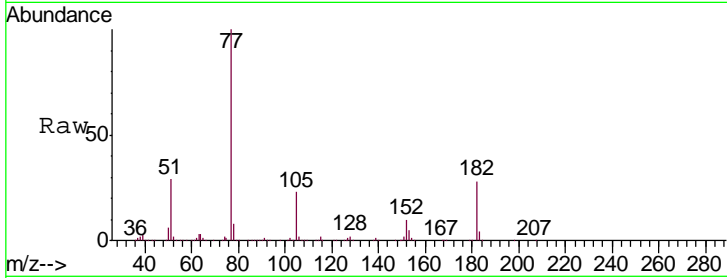




#63
 Azobenzene
 Concen: 41.430 ng
 RT: 15.91 min Scan# 2182
 Delta R.T. -0.02 min
 Lab File: BG044053.D
 Acq: 15 Jan 2020 17:11

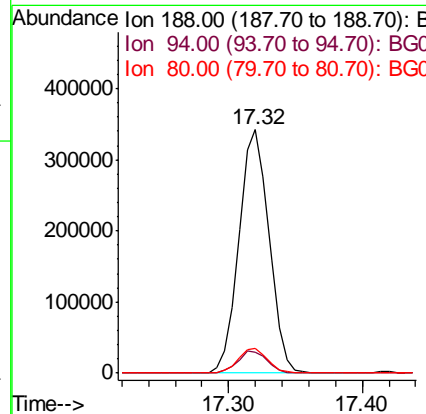
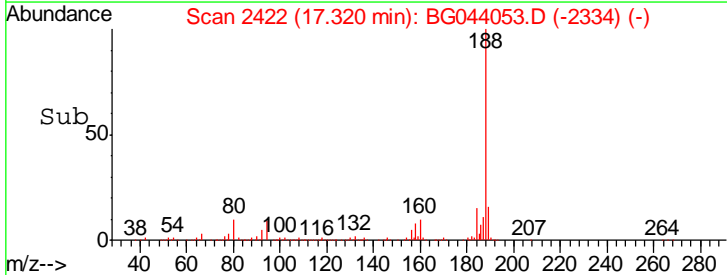
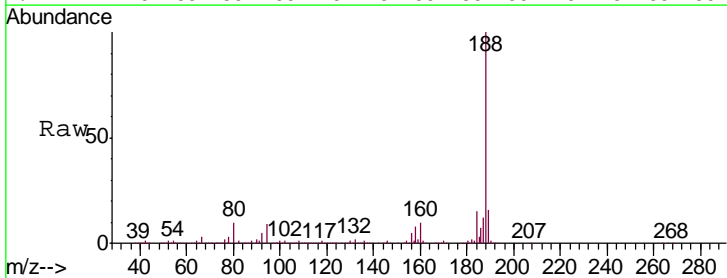
Instrument :
 BNA_G
 ClientSampled :
 PB126095BSD

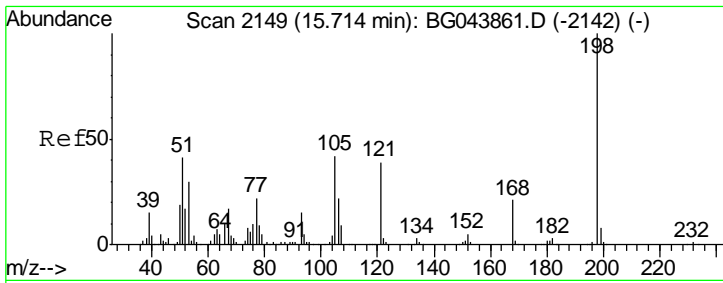
Tgt Ion	Resp	Lower	Upper
77	100		
182	28.1	7.3	47.3
105	22.9	3.2	43.2
51	28.6	10.6	50.6



#64
 Phenanthrene-d10
 Concen: 20.000 ng
 RT: 17.32 min Scan# 2422
 Delta R.T. -0.02 min
 Lab File: BG044053.D
 Acq: 15 Jan 2020 17:11

Tgt Ion	Resp	Lower	Upper
188	100		
94	8.6	7.9	11.9
80	10.0	8.2	12.4

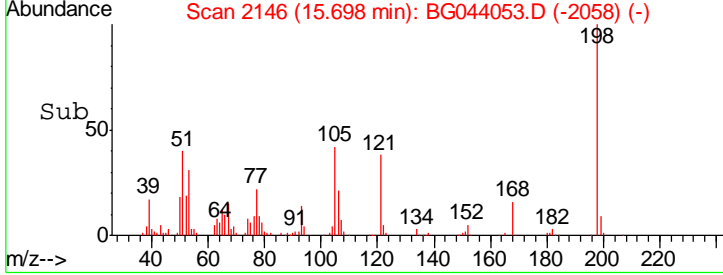
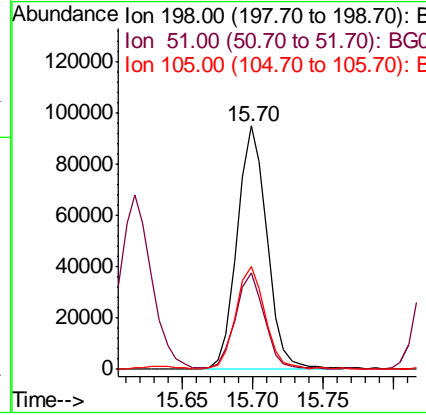
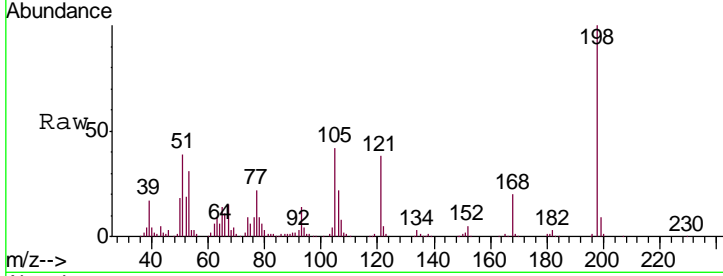




#65
 4,6-Dinitro-2-methylphenol
 Concen: 50.543 ng
 RT: 15.70 min Scan# 2146
 Delta R.T. -0.02 min
 Lab File: BG044053.D
 Acq: 15 Jan 2020 17:11

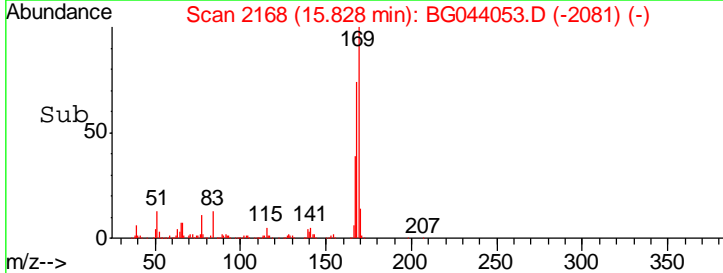
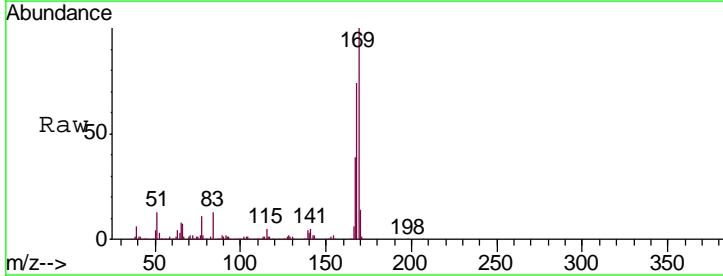
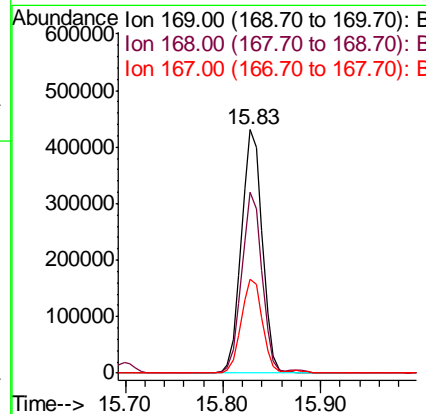
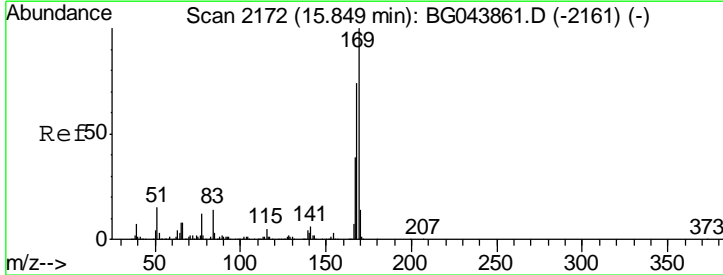
Instrument :
 BNA_G
 ClientSampleId :
 PB126095BSD

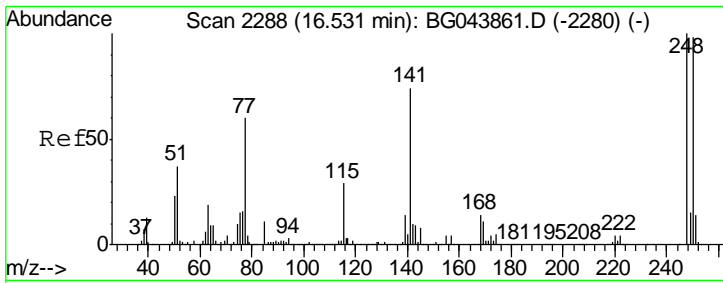
Tgt Ion	Resp	Lower	Upper
198	140079		
51	39.4	22.5	62.5
105	42.1	22.3	62.3



#66
 n-Nitrosodiphenylamine
 Concen: 40.475 ng
 RT: 15.83 min Scan# 2168
 Delta R.T. -0.02 min
 Lab File: BG044053.D
 Acq: 15 Jan 2020 17:11

Tgt Ion	Resp	Lower	Upper
169	637934		
168	74.5	59.0	88.6
167	38.8	31.4	47.0

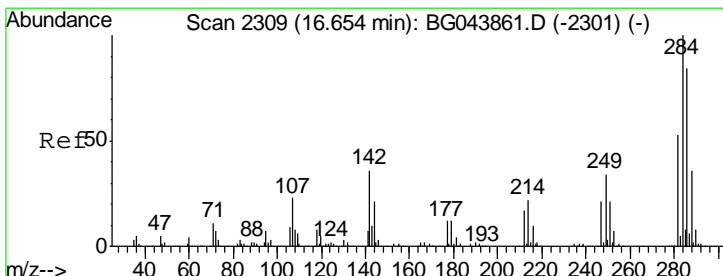
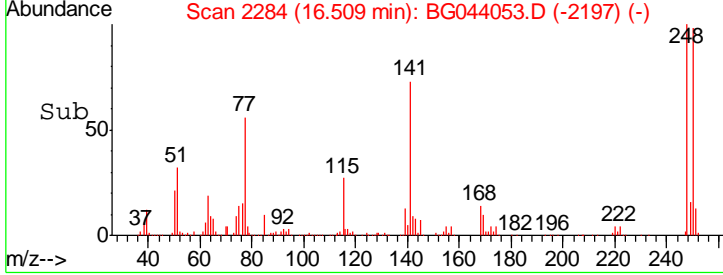
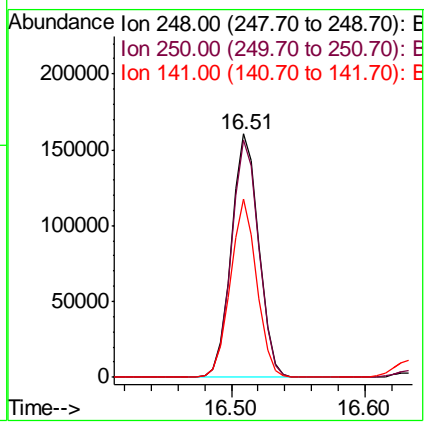
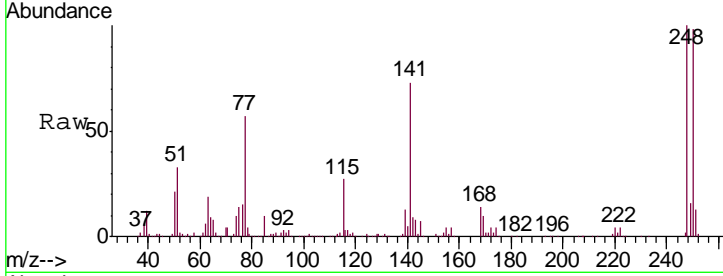




#67
 4-Bromophenyl-phenylether
 Concen: 38.061 ng
 RT: 16.51 min Scan# 2284
 Delta R.T. -0.02 min
 Lab File: BG044053.D
 Acq: 15 Jan 2020 17:11

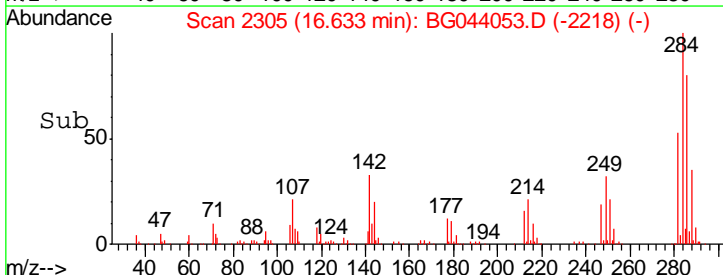
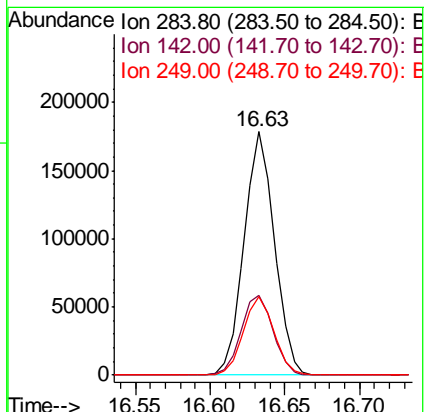
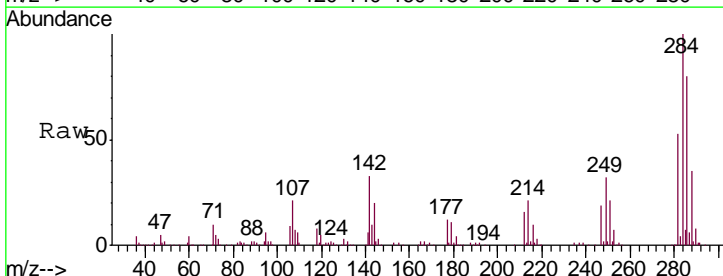
Instrument :
 BNA_G
 ClientSampled :
 PB126095BSD

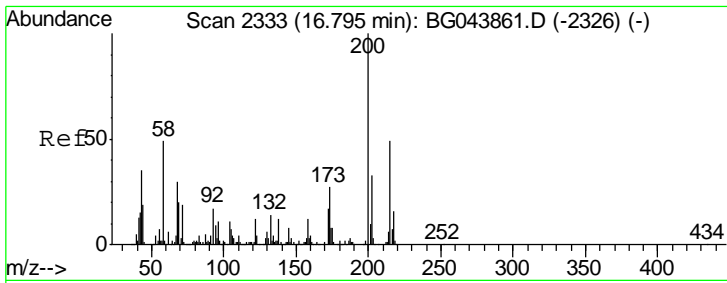
Tgt Ion	Resp	Lower	Upper
248	100		
250	97.5	78.2	117.2
141	73.0	59.3	88.9



#68
 Hexachlorobenzene
 Concen: 38.611 ng
 RT: 16.63 min Scan# 2305
 Delta R.T. -0.02 min
 Lab File: BG044053.D
 Acq: 15 Jan 2020 17:11

Tgt Ion	Resp	Lower	Upper
284	100		
142	32.9	28.6	43.0
249	32.1	27.0	40.6

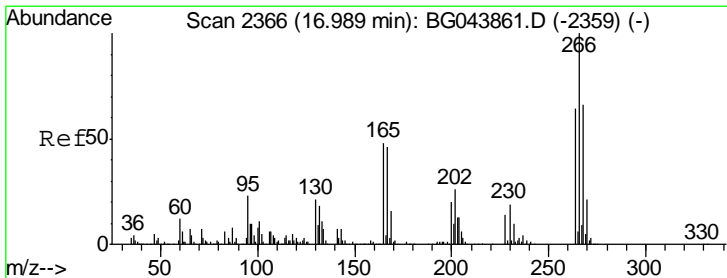
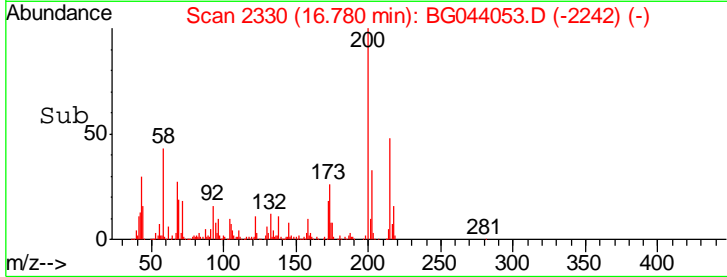
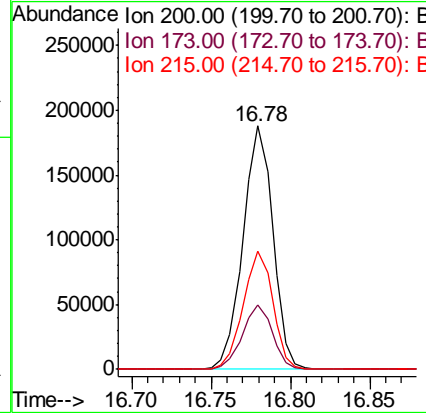
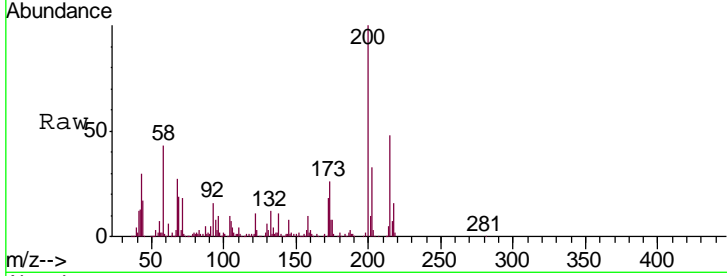




#69
 Atrazine
 Concen: 47.918 ng
 RT: 16.78 min Scan# 2330
 Delta R.T. -0.02 min
 Lab File: BG044053.D
 Acq: 15 Jan 2020 17:11

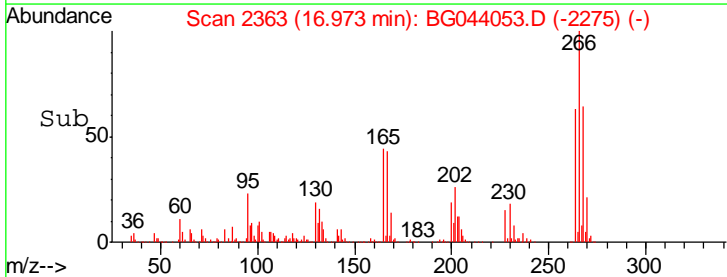
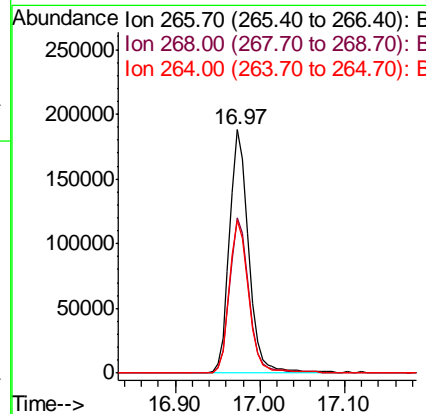
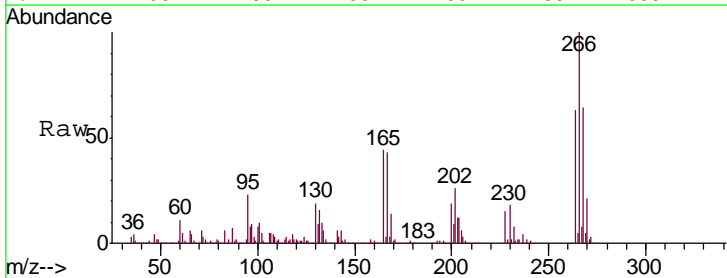
Instrument :
 BNA_G
 ClientSampleId :
 PB126095BSD

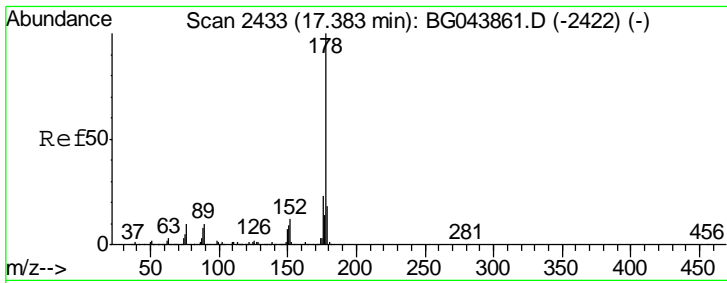
Tgt Ion	Resp	Lower	Upper
200	245494		
173	26.5	6.6	46.6
215	48.3	28.6	68.6



#70
 Pentachlorophenol
 Concen: 82.862 ng
 RT: 16.97 min Scan# 2363
 Delta R.T. -0.02 min
 Lab File: BG044053.D
 Acq: 15 Jan 2020 17:11

Tgt Ion	Resp	Lower	Upper
266	296271		
268	63.7	52.6	79.0
264	62.7	50.8	76.2

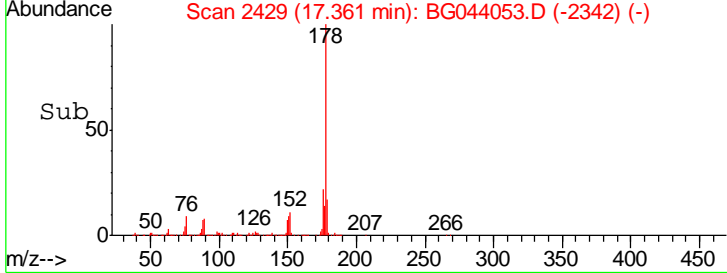
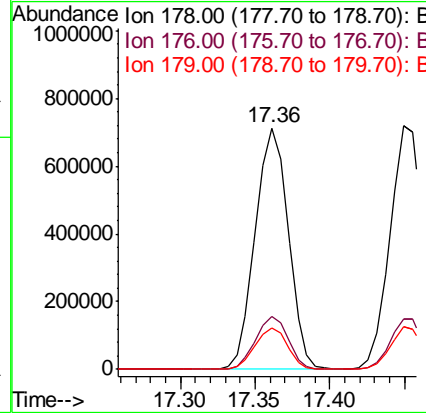
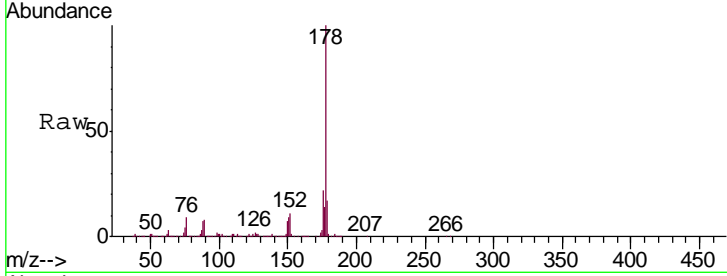




#71
 Phenanthrene
 Concen: 42.552 ng
 RT: 17.36 min Scan# 2429
 Delta R.T. -0.02 min
 Lab File: BG044053.D
 Acq: 15 Jan 2020 17:11

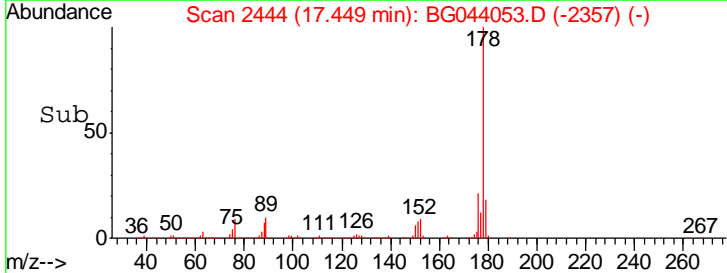
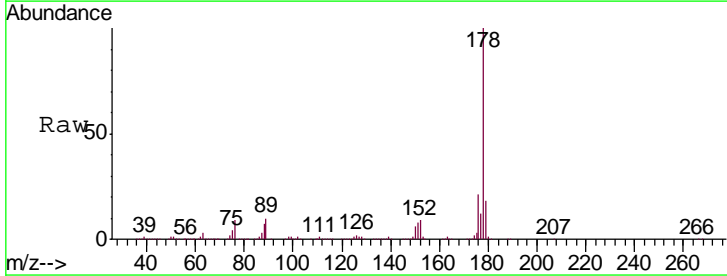
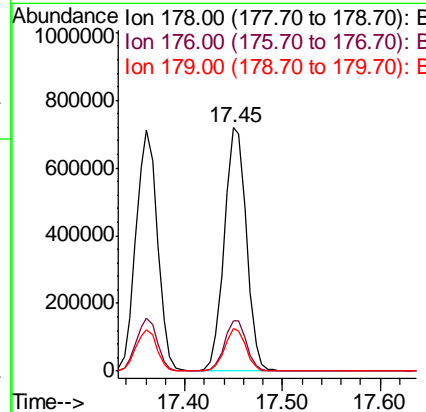
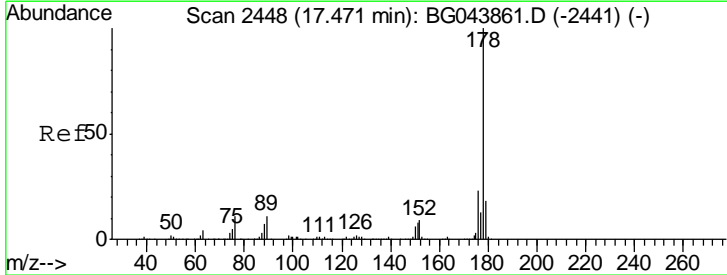
Instrument :
 BNA_G
 ClientSampleID :
 PB126095BSD

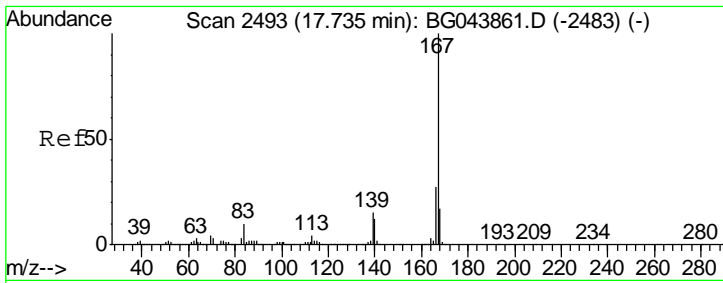
Tgt Ion	Resp	Lower	Upper
178	1092356		
176	21.7	18.6	28.0
179	17.4	14.4	21.6



#72
 Anthracene
 Concen: 44.508 ng
 RT: 17.45 min Scan# 2444
 Delta R.T. -0.02 min
 Lab File: BG044053.D
 Acq: 15 Jan 2020 17:11

Tgt Ion	Resp	Lower	Upper
178	1129176		
176	20.9	18.3	27.5
179	17.6	14.6	22.0



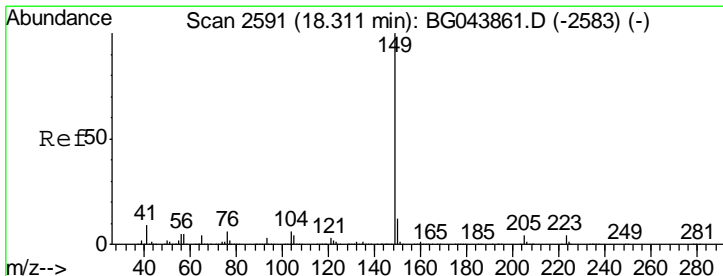
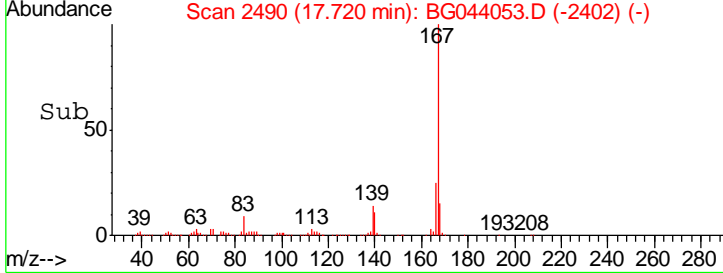
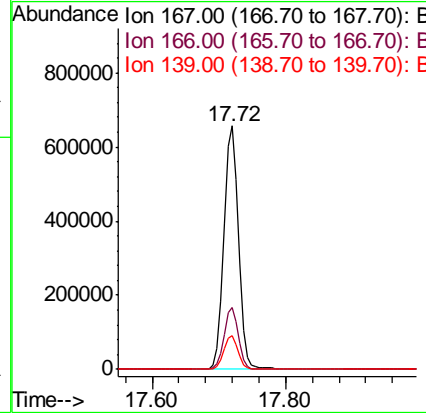
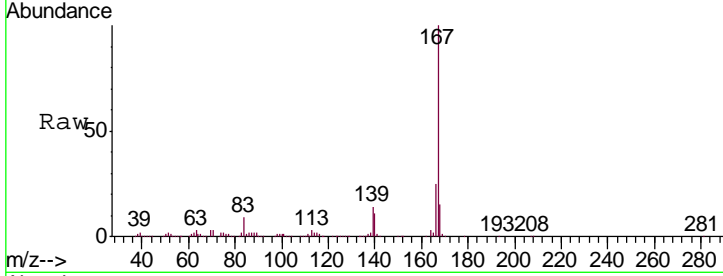


#73
 Carbazole
 Concen: 43.746 ng
 RT: 17.72 min Scan# 2490
 Delta R.T. -0.02 min
 Lab File: BG044053.D
 Acq: 15 Jan 2020 17:11

Instrument :
 BNA_G
 ClientSampleId :
 PB126095BSD

Tgt Ion: 167 Resp: 1025178

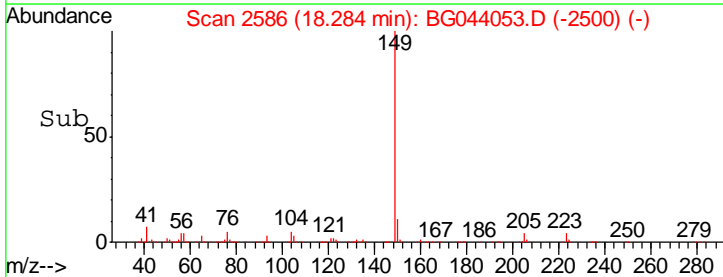
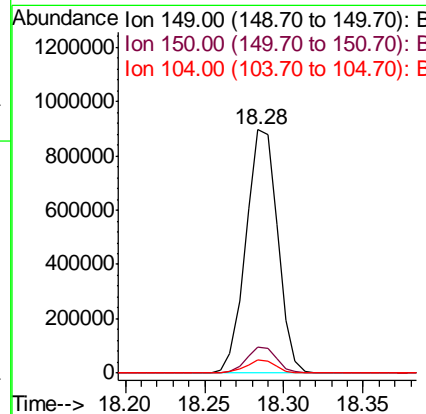
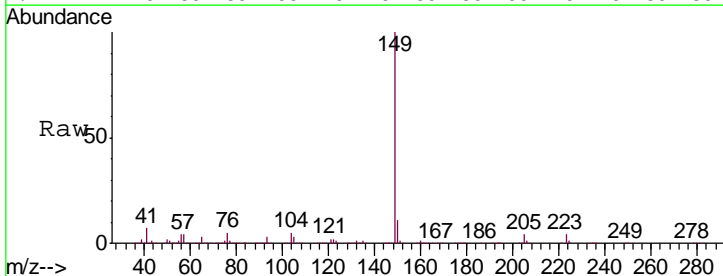
Ion	Ratio	Lower	Upper
167	100		
166	25.2	21.6	32.4
139	13.9	12.1	18.1

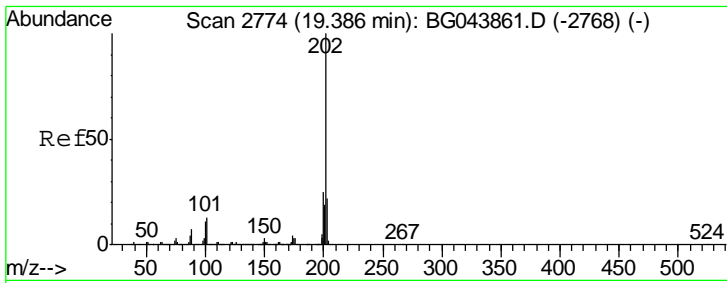


#74
 Di-n-butylphthalate
 Concen: 41.606 ng
 RT: 18.28 min Scan# 2586
 Delta R.T. -0.03 min
 Lab File: BG044053.D
 Acq: 15 Jan 2020 17:11

Tgt Ion: 149 Resp: 1244877

Ion	Ratio	Lower	Upper
149	100		
150	10.9	9.7	14.5
104	5.3	5.0	7.4

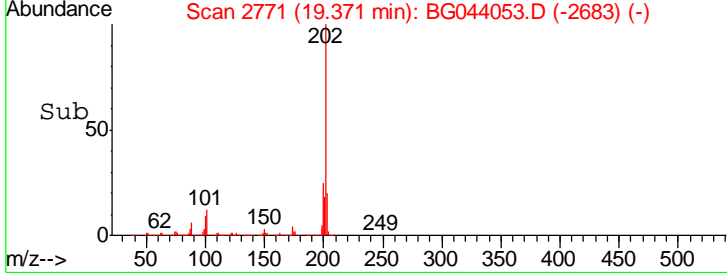
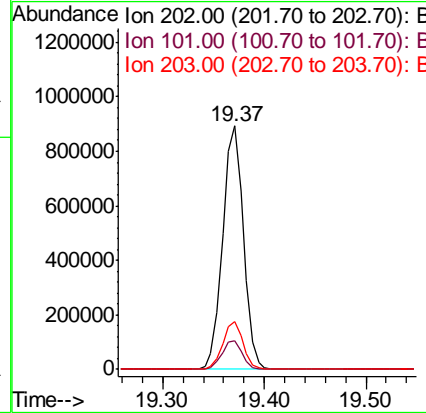
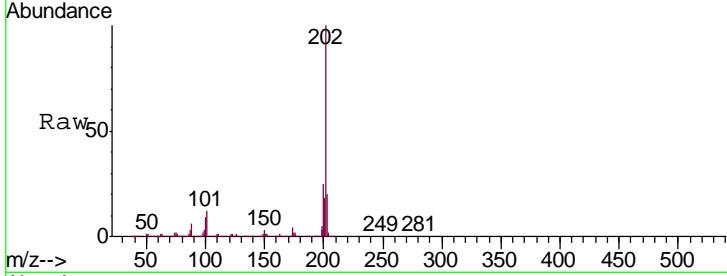




#75
 Fluoranthene
 Concen: 43.182 ng
 RT: 19.37 min Scan# 2771
 Delta R.T. -0.02 min
 Lab File: BG044053.D
 Acq: 15 Jan 2020 17:11

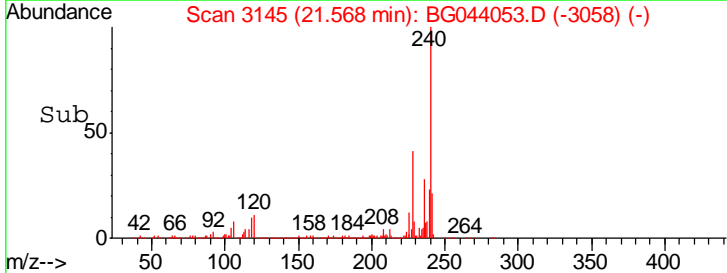
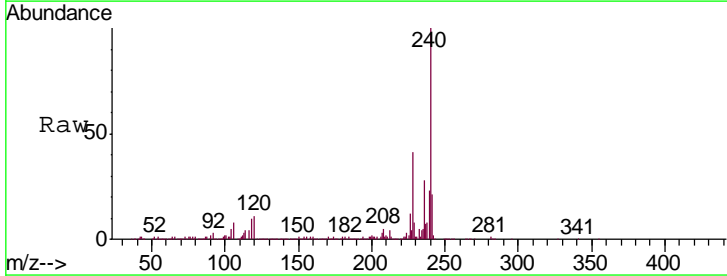
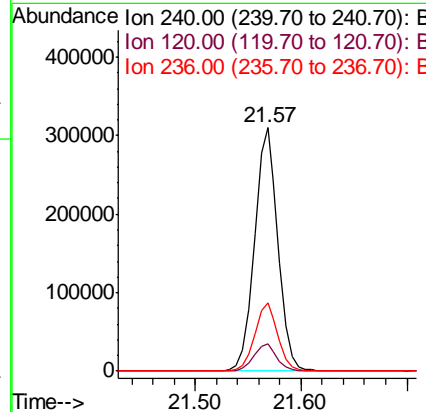
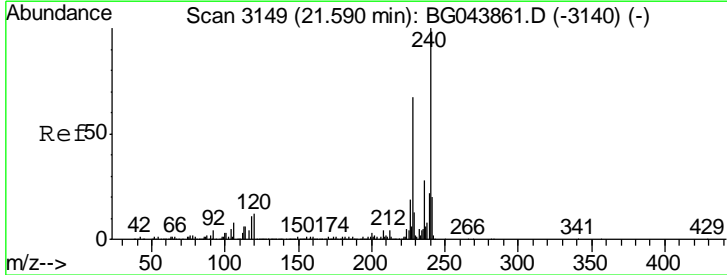
Instrument :
 BNA_G
 ClientSampleId :
 PB126095BSD

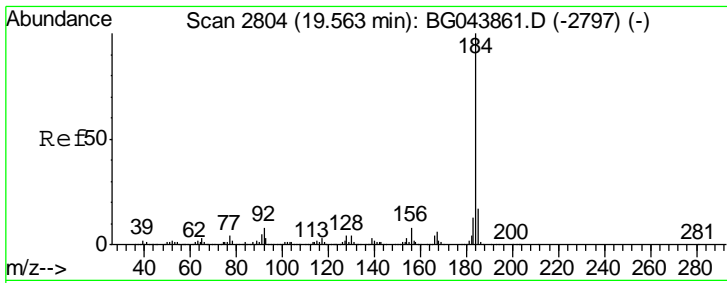
Tgt Ion	Resp	Lower	Upper
202	1267759		
101	11.8	0.0	33.3
203	19.8	1.6	41.6



#76
 Chrysene-d12
 Concen: 20.000 ng
 RT: 21.57 min Scan# 3145
 Delta R.T. -0.02 min
 Lab File: BG044053.D
 Acq: 15 Jan 2020 17:11

Tgt Ion	Resp	Lower	Upper
240	476153		
120	11.0	9.6	14.4
236	28.0	22.2	33.2



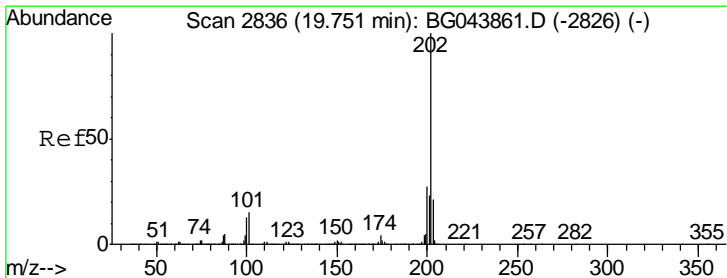
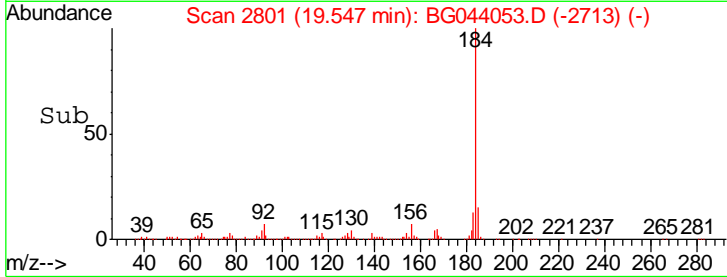
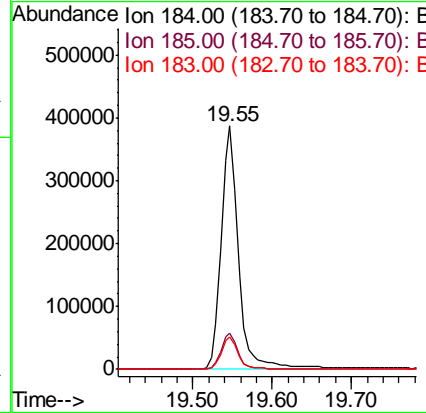
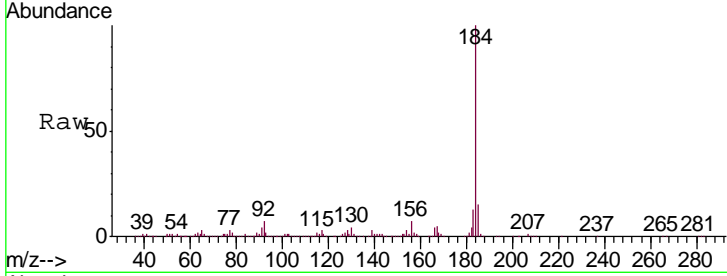


#77
Benzidine
Concen: 49.280 ng
RT: 19.55 min Scan# 2801
Delta R.T. -0.02 min
Lab File: BG044053.D
Acq: 15 Jan 2020 17:11

Instrument :
BNA_G
ClientSampleId :
PB126095BSD

Tgt Ion:184 Resp: 589805

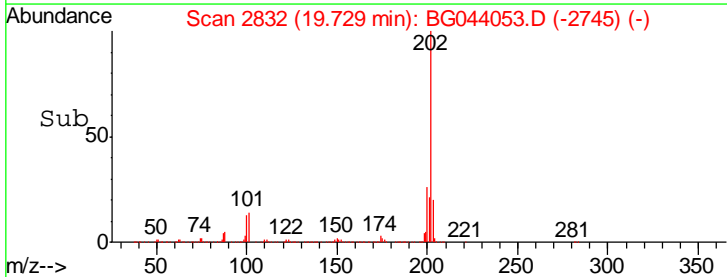
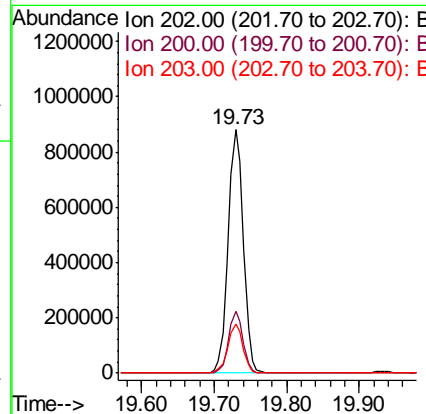
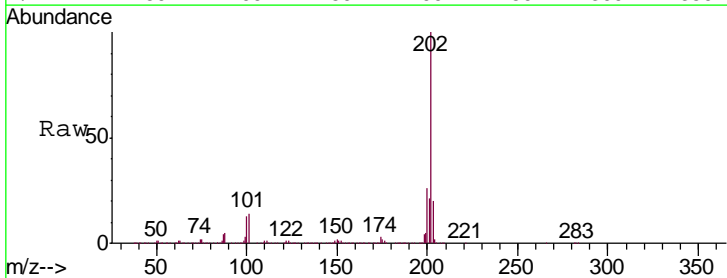
Ion	Ratio	Lower	Upper
184	100		
185	15.0	13.4	20.0
183	13.4	10.6	15.8

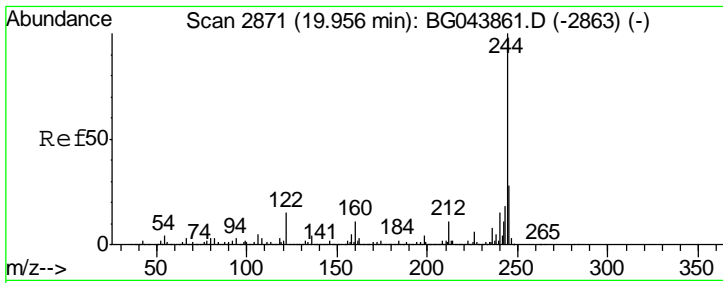


#78
Pyrene
Concen: 41.328 ng
RT: 19.73 min Scan# 2832
Delta R.T. -0.02 min
Lab File: BG044053.D
Acq: 15 Jan 2020 17:11

Tgt Ion:202 Resp: 1284483

Ion	Ratio	Lower	Upper
202	100		
200	25.6	21.7	32.5
203	20.1	17.0	25.6

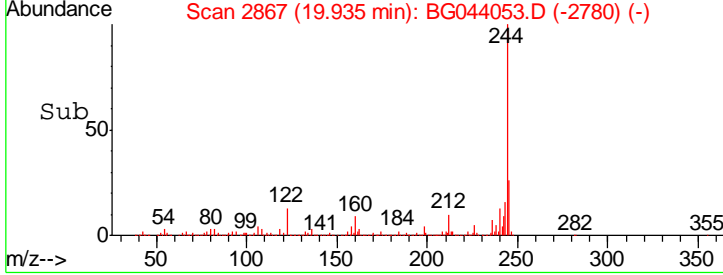
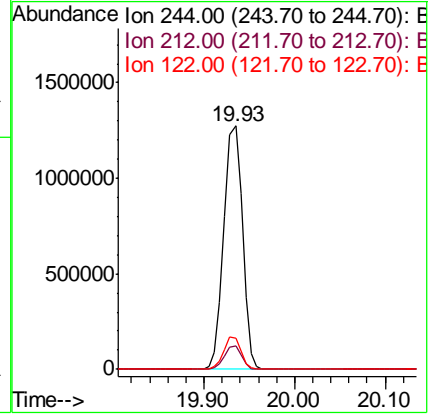
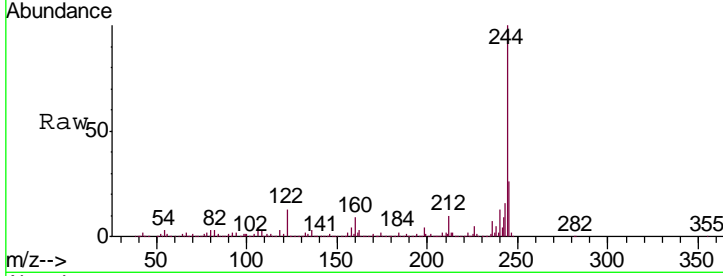




#79
 Terphenyl-d14
 Concen: 95.172 ng
 RT: 19.93 min Scan# 2867
 Delta R.T. -0.02 min
 Lab File: BG044053.D
 Acq: 15 Jan 2020 17:11

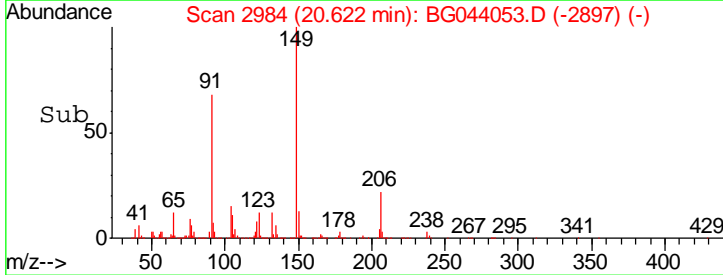
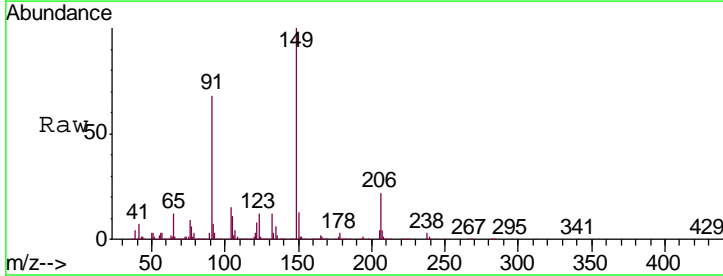
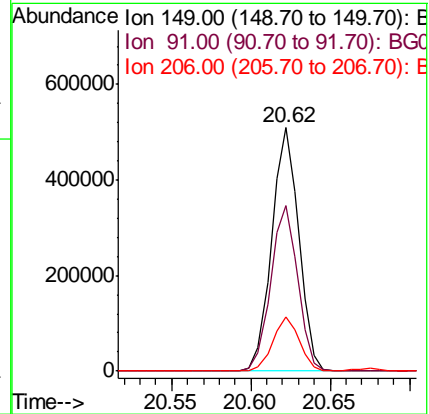
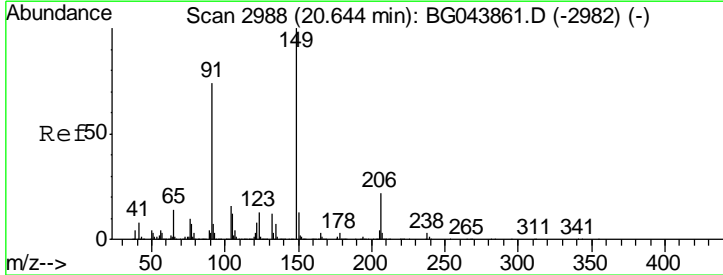
Instrument :
 BNA_G
 ClientSampled :
 PB126095BSD

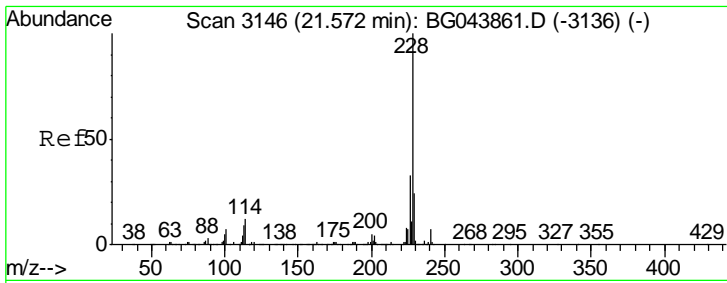
Tgt Ion	Resp	Lower	Upper
244	100		
212	9.6	8.6	13.0
122	12.9	11.9	17.9



#80
 Butylbenzylphthalate
 Concen: 40.882 ng
 RT: 20.62 min Scan# 2984
 Delta R.T. -0.02 min
 Lab File: BG044053.D
 Acq: 15 Jan 2020 17:11

Tgt Ion	Resp	Lower	Upper
149	100		
91	67.8	59.5	89.3
206	22.1	17.8	26.6



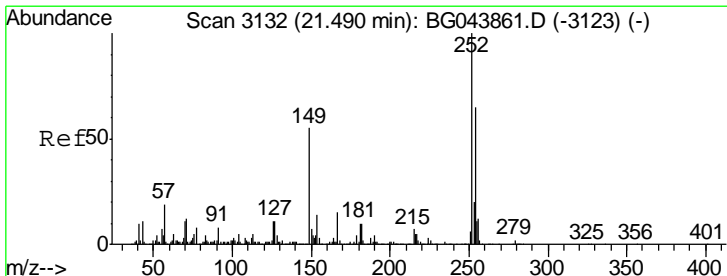
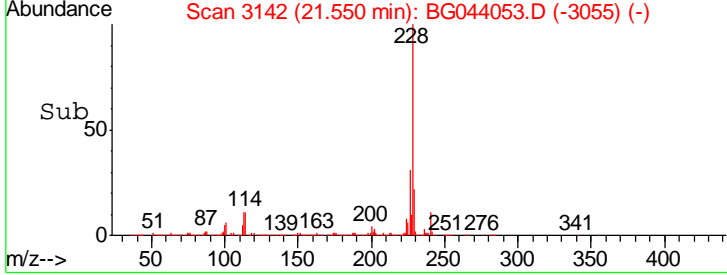
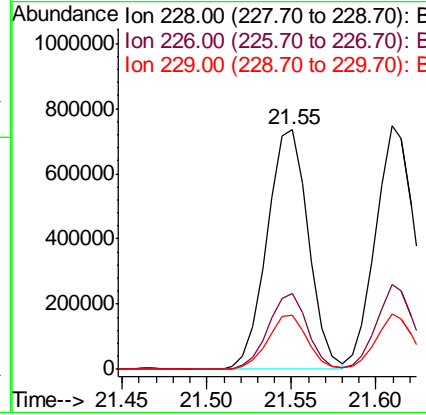
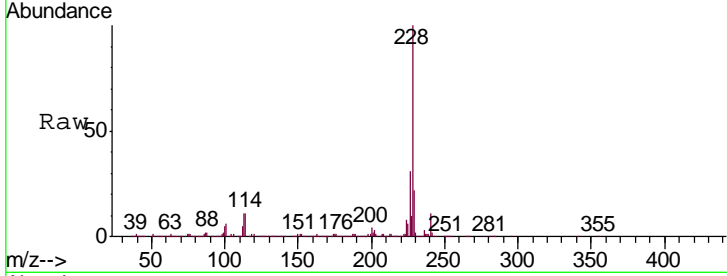


#81
 Benzo(a)anthracene
 Concen: 42.407 ng
 RT: 21.55 min Scan# 3142
 Delta R.T. -0.02 min
 Lab File: BG044053.D
 Acq: 15 Jan 2020 17:11

Instrument :
 BNA_G
 ClientSampleId :
 PB126095BSD

Tgt Ion: 228 Resp: 1252056

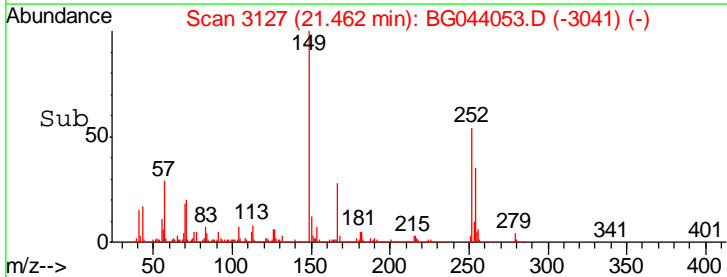
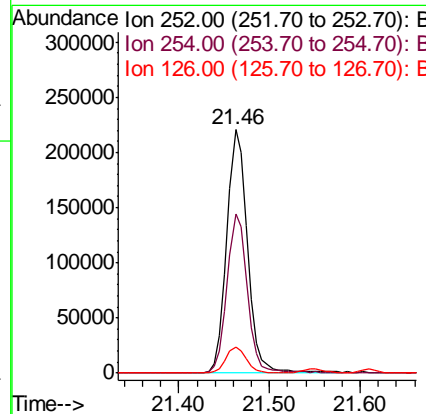
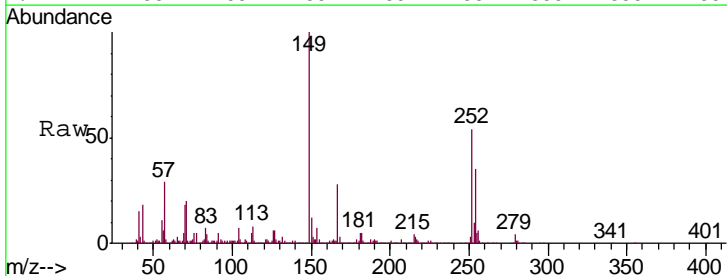
Ion	Ratio	Lower	Upper
228	100		
226	31.4	26.2	39.4
229	22.4	18.9	28.3

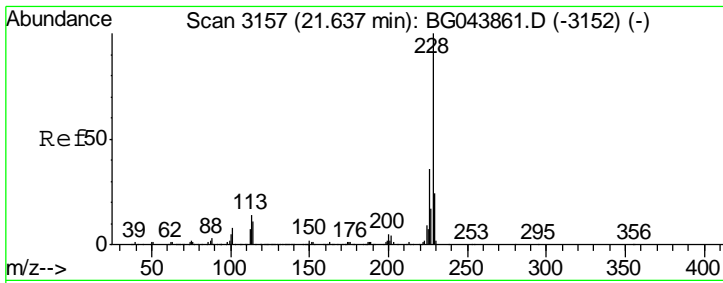


#82
 3,3'-Dichlorobenzidine
 Concen: 30.070 ng
 RT: 21.46 min Scan# 3127
 Delta R.T. -0.03 min
 Lab File: BG044053.D
 Acq: 15 Jan 2020 17:11

Tgt Ion: 252 Resp: 350752

Ion	Ratio	Lower	Upper
252	100		
254	65.3	52.1	78.1
126	10.7	9.1	13.7



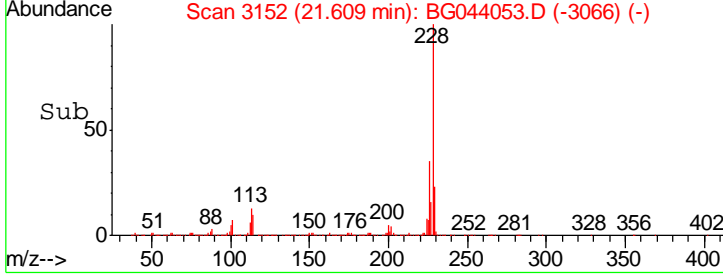
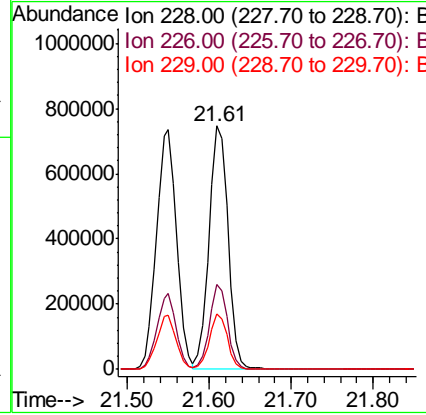
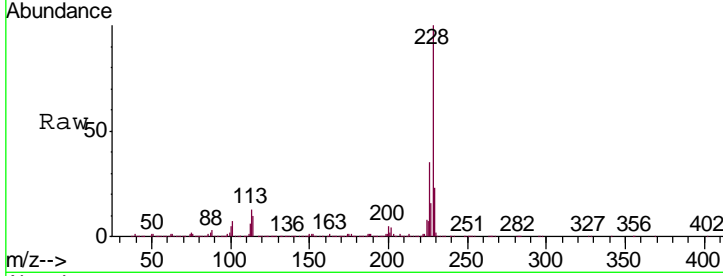


#83
 Chrysene
 Concen: 43.047 ng
 RT: 21.61 min Scan# 3152
 Delta R.T. -0.03 min
 Lab File: BG044053.D
 Acq: 15 Jan 2020 17:11

Instrument :
 BNA_G
 ClientSampleId :
 PB126095BSD

Tgt Ion: 228 Resp: 1207671

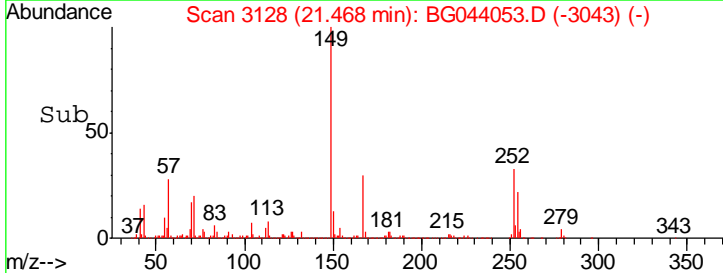
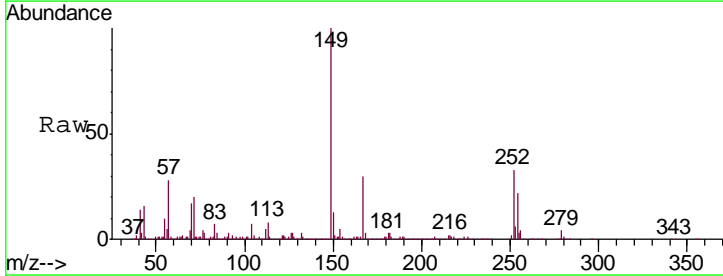
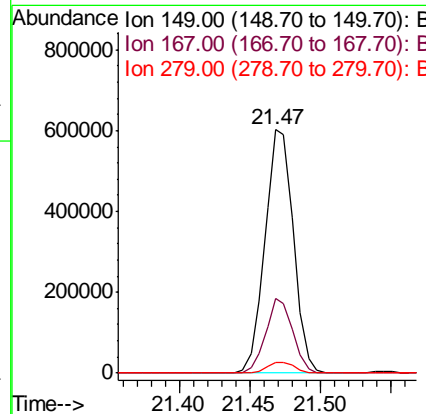
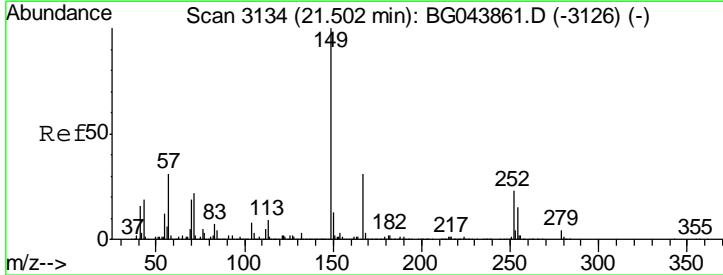
Ion	Ratio	Lower	Upper
228	100		
226	34.9	28.8	43.2
229	22.6	19.0	28.6

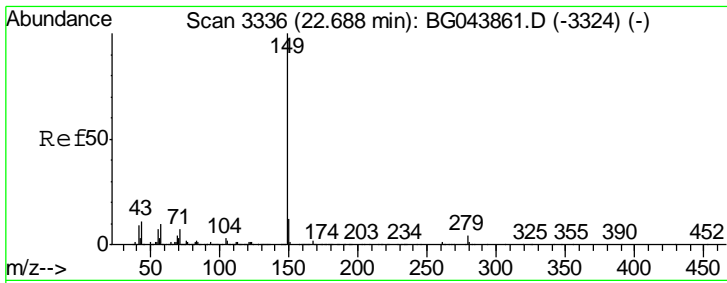


#84
 Bis(2-ethylhexyl)phthalate
 Concen: 41.694 ng
 RT: 21.47 min Scan# 3128
 Delta R.T. -0.03 min
 Lab File: BG044053.D
 Acq: 15 Jan 2020 17:11

Tgt Ion: 149 Resp: 851264

Ion	Ratio	Lower	Upper
149	100		
167	30.4	24.7	37.1
279	4.4	3.3	4.9

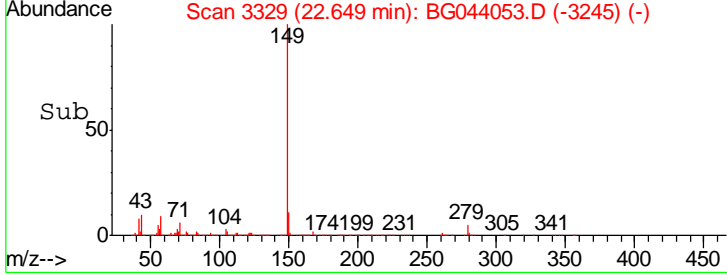
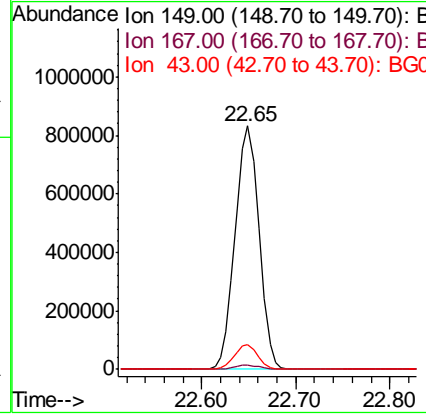
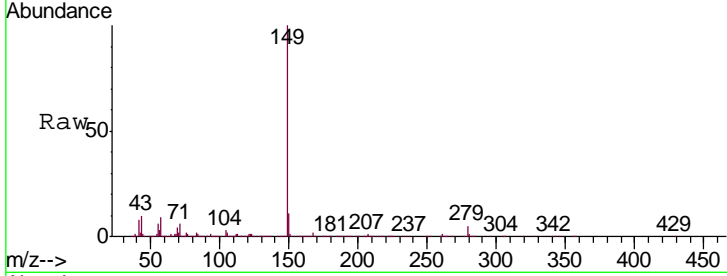




#85
 Di-n-octyl phthalate
 Concen: 42.838 ng
 RT: 22.65 min Scan# 3329
 Delta R.T. -0.04 min
 Lab File: BG044053.D
 Acq: 15 Jan 2020 17:11

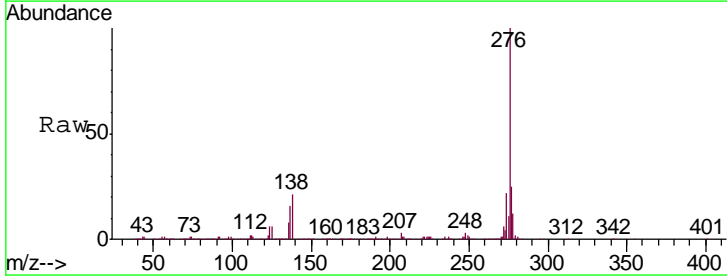
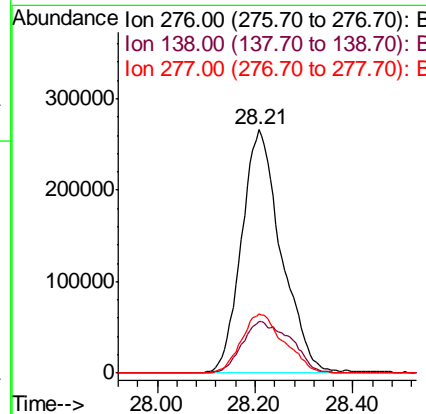
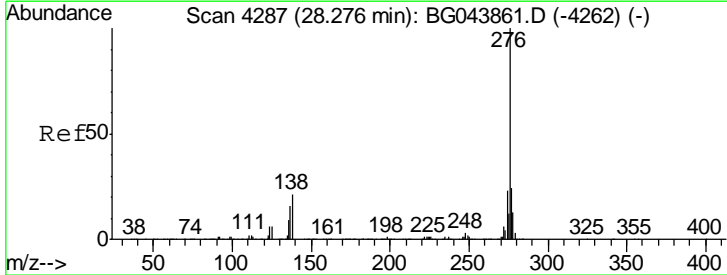
Instrument :
 BNA_G
 ClientSampleId :
 PB126095BSD

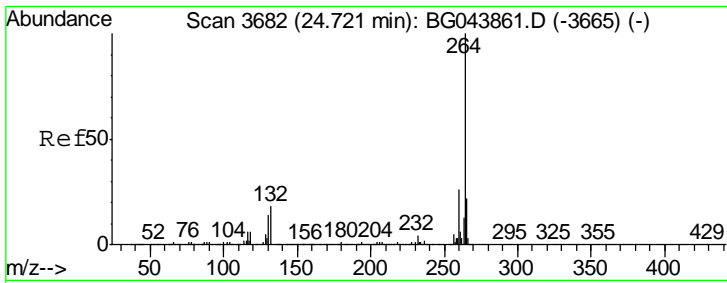
Tgt Ion	Resp	Lower	Upper
149	100		
167	1.7	1.4	2.0
43	9.7	8.8	13.2



#86
 Indeno(1,2,3-cd)pyrene
 Concen: 39.474 ng
 RT: 28.21 min Scan# 4275
 Delta R.T. -0.07 min
 Lab File: BG044053.D
 Acq: 15 Jan 2020 17:11

Tgt Ion	Resp	Lower	Upper
276	100		
138	26.2	21.0	31.4
277	26.2	21.1	31.7

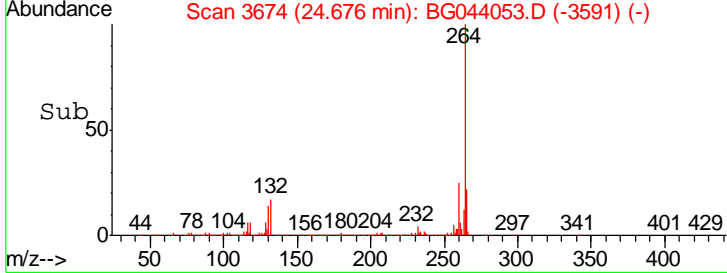
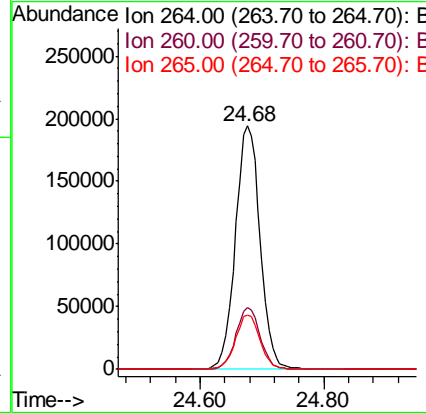
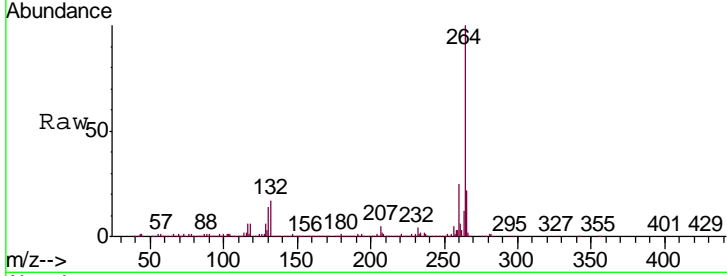




#87
 Perylene-d12
 Concen: 20.000 ng
 RT: 24.68 min Scan# 3674
 Delta R.T. -0.05 min
 Lab File: BG044053.D
 Acq: 15 Jan 2020 17:11

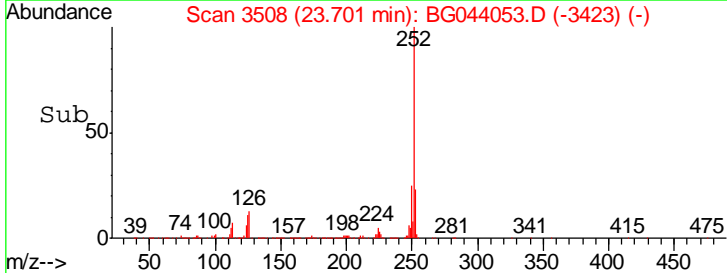
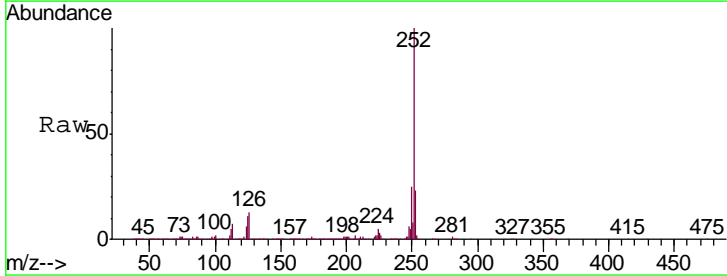
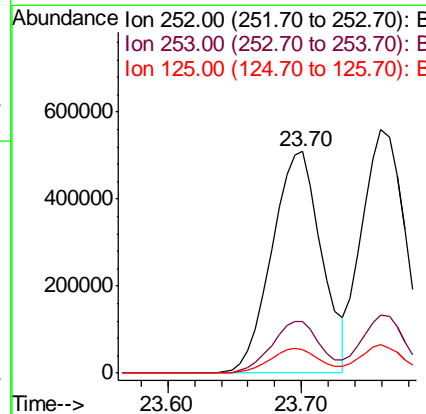
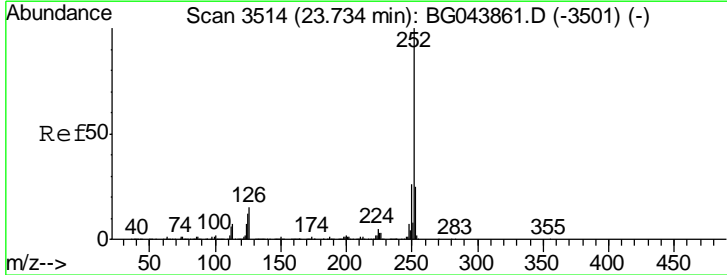
Instrument :
 BNA_G
 ClientSampleId :
 PB126095BSD

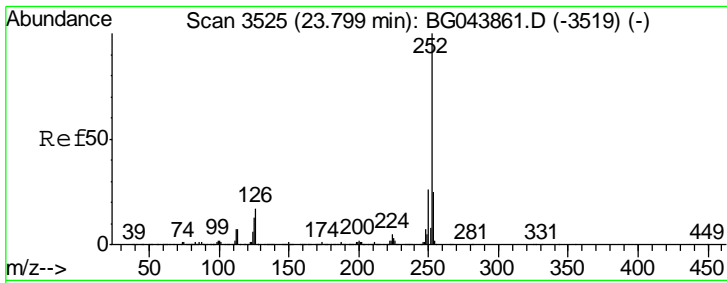
Tgt Ion	Resp	Lower	Upper
264	100		
260	25.4	20.4	30.6
265	22.5	17.4	26.2



#88
 Benzo(b)fluoranthene
 Concen: 41.425 ng
 RT: 23.70 min Scan# 3508
 Delta R.T. -0.03 min
 Lab File: BG044053.D
 Acq: 15 Jan 2020 17:11

Tgt Ion	Resp	Lower	Upper
252	100		
253	23.4	19.7	29.5
125	10.8	9.4	14.2



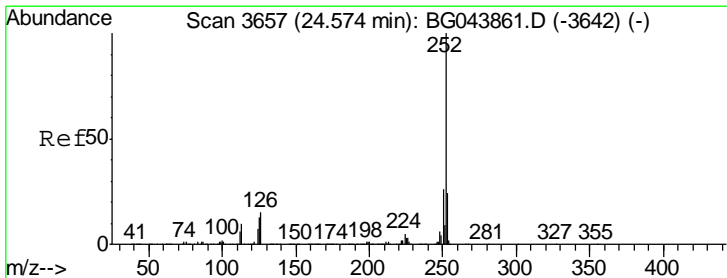
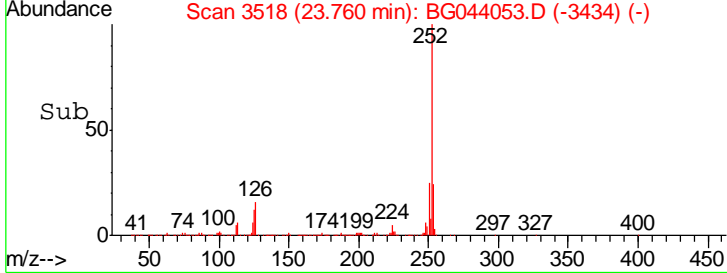
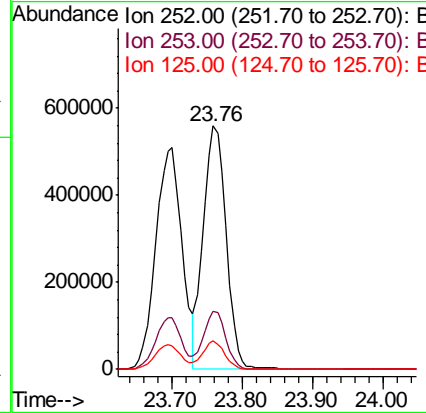
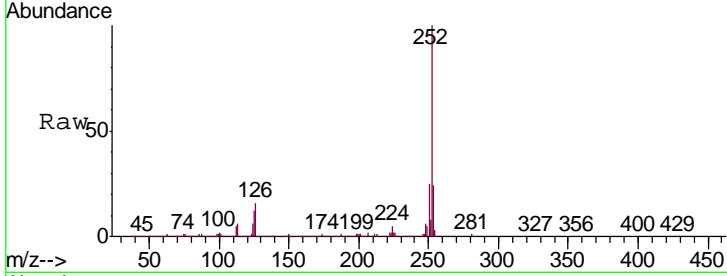


#89
 Benzo(k)fluoranthene
 Concen: 41.887 ng
 RT: 23.76 min Scan# 3518
 Delta R.T. -0.04 min
 Lab File: BG044053.D
 Acq: 15 Jan 2020 17:11

Instrument :
 BNA_G
 ClientSampleId :
 PB126095BSD

Tgt Ion: 252 Resp: 1265964

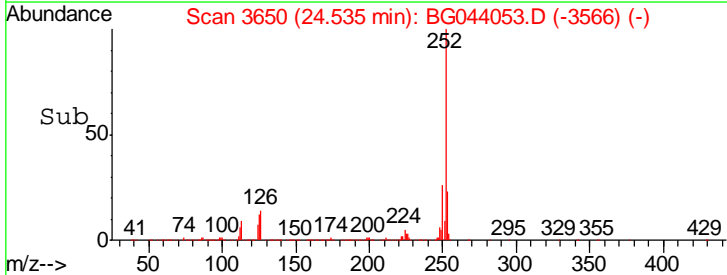
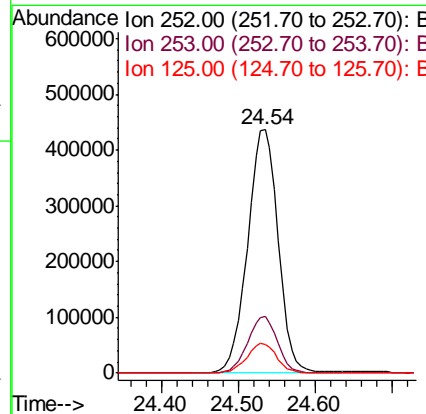
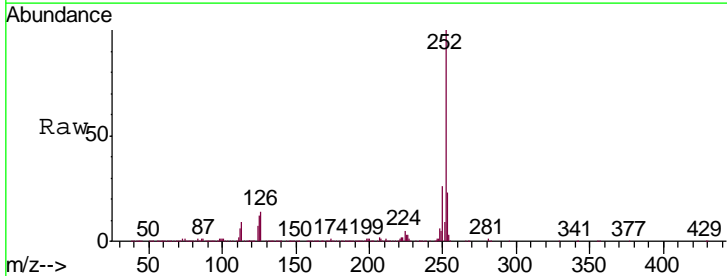
Ion	Ratio	Lower	Upper
252	100		
253	24.1	19.4	29.2
125	11.6	9.9	14.9

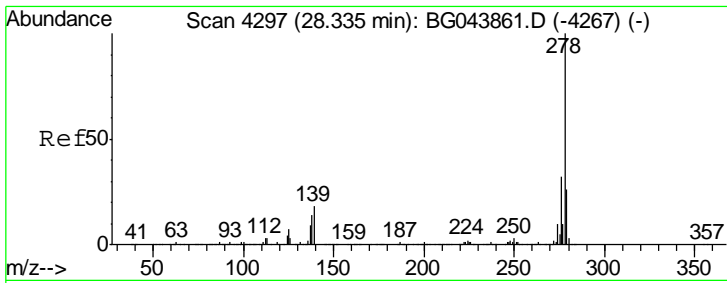


#90
 Benzo(a)pyrene
 Concen: 40.344 ng
 RT: 24.54 min Scan# 3650
 Delta R.T. -0.04 min
 Lab File: BG044053.D
 Acq: 15 Jan 2020 17:11

Tgt Ion: 252 Resp: 1210197

Ion	Ratio	Lower	Upper
252	100		
253	23.3	19.3	28.9
125	11.9	10.4	15.6



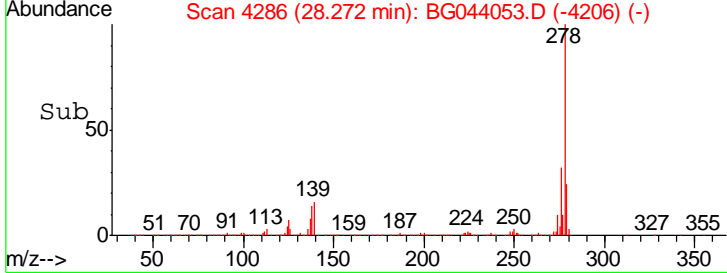
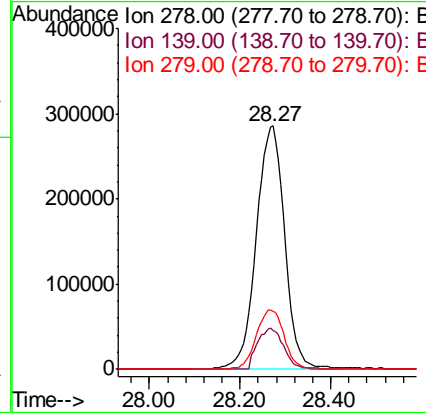
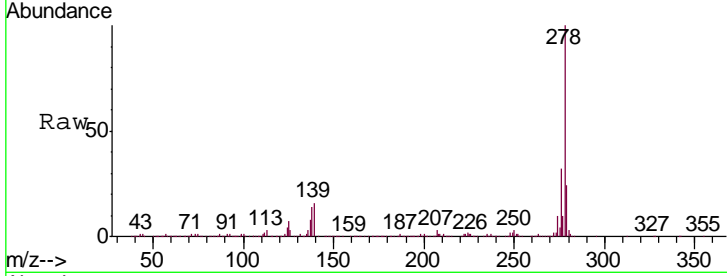


#91
 Dibenzo(a,h)anthracene
 Concen: 41.226 ng
 RT: 28.27 min Scan# 4286
 Delta R.T. -0.06 min
 Lab File: BG044053.D
 Acq: 15 Jan 2020 17:11

Instrument :
 BNA_G
 ClientSampleId :
 PB126095BSD

Tgt Ion: 278 Resp: 1241963

Ion	Ratio	Lower	Upper
278	100		
139	16.0	14.2	21.4
279	23.9	20.6	30.8



#92
 Benzo(g,h,i)perylene
 Concen: 42.100 ng
 RT: 29.32 min Scan# 4464
 Delta R.T. -0.06 min
 Lab File: BG044053.D
 Acq: 15 Jan 2020 17:11

Tgt Ion: 276 Resp: 1259814

Ion	Ratio	Lower	Upper
276	100		
277	23.6	20.2	30.4
138	21.6	19.0	28.6

