

Data Path : Z:\SVOASRV\HPCHEM1\BNA G\DATA\BG012120\  
 Data File : BG044151.D  
 Acq On : 22 Jan 2020 9:29  
 Operator : JU  
 Sample : SSTDCCC040  
 Misc :  
 ALS Vial : 2 Sample Multiplier: 1

Instrument :  
 BNA\_G  
 ClientSampleId :  
 SSTDCCC040

Quant Time: Jan 22 11:09:10 2020  
 Quant Method : Z:\SVOASRV\HPCHEM1\BNA G\METHODS\8270-BG123019.M  
 Quant Title : ASP BNA STANDARDS FOR 5 POINT CALIBRATION  
 QLast Update : Tue Dec 31 13:32:23 2019  
 Response via : Initial Calibration

Internal Standards	R.T.	QIon	Response	Conc	Units	Dev(Min)
1) 1,4-Dichlorobenzene-d4	7.93	152	90074	20.00	ng	-0.04
21) Naphthalene-d8	10.73	136	382699	20.00	ng	-0.04
39) Acenaphthene-d10	14.57	164	246234	20.00	ng	-0.03
64) Phenanthrene-d10	17.31	188	520295	20.00	ng	-0.03
76) Chrysene-d12	21.56	240	446985	20.00	ng	-0.03
87) Perylene-d12	24.66	264	514047	20.00	ng	-0.06

## System Monitoring Compounds

5) 2-Fluorophenol	5.51	112	425359	86.71	ng	-0.03
7) Phenol-d6	7.10	99	598792	87.32	ng	-0.02
23) Nitrobenzene-d5	9.09	82	552491	77.23	ng	-0.04
42) 2,4,6-Tribromophenol	16.06	330	229353	89.01	ng	-0.03
45) 2-Fluorobiphenyl	13.19	172	1226633	90.25	ng	-0.04
79) Terphenyl-d14	19.92	244	1703795	94.63	ng	-0.03

## Target Compounds

Target Compounds	R.T.	QIon	Response	Conc	Units	Qvalue
2) 1,4-Dioxane	3.40	88	89590	41.885	ng	97
3) Pyridine	3.79	79	262425	41.530	ng	96
4) n-Nitrosodimethylamine	3.71	42	107378	38.168	ng	97
6) Aniline	7.25	93	362505	40.248	ng	98
8) 2-Chlorophenol	7.49	128	238616	41.433	ng	100
9) Benzaldehyde	7.07	77	147558	33.622	ng	98
10) Phenol	7.12	94	300336	42.510	ng	99
11) bis(2-Chloroethyl)ether	7.35	93	244383	40.072	ng	98
12) 1,3-Dichlorobenzene	7.82	146	279790	41.516	ng	98
13) 1,4-Dichlorobenzene	7.96	146	276793	41.625	ng	99
14) 1,2-Dichlorobenzene	8.29	146	266372	41.734	ng	100
15) Benzyl Alcohol	8.16	79	215148	39.755	ng	99
16) 2,2'-oxybis(1-Chloropropan	8.46	45	352741	37.386	ng	100
17) 2-Methylphenol	8.38	107	212275	41.519	ng	97
18) Hexachloroethane	9.02	117	105802	40.890	ng	97
19) n-Nitroso-di-n-propylamine	8.73	70	200569	39.276	ng	97
20) 3+4-Methylphenols	8.70	107	294671	41.314	ng	99
22) Acetophenone	8.75	105	378863	39.821	ng	99
24) Nitrobenzene	9.13	77	275954	38.947	ng	99
25) Isophorone	9.65	82	523986	39.041	ng	100
26) 2-Nitrophenol	9.84	139	144251	43.032	ng	98
27) 2,4-Dimethylphenol	9.91	122	204248	40.477	ng	98
28) bis(2-Chloroethoxy)methane	10.14	93	350564	39.179	ng	98
29) 2,4-Dichlorophenol	10.38	162	246672	40.982	ng	98
30) 1,2,4-Trichlorobenzene	10.60	180	272239	40.339	ng	99
31) Naphthalene	10.78	128	781719	42.211	ng	99
32) Benzoic acid	10.05	122	127661	33.276	ng	92
33) 4-Chloroaniline	10.88	127	352043	39.855	ng	100
34) Hexachlorobutadiene	11.08	225	165189	40.089	ng	97
35) Caprolactam	11.65	113	90325	40.311	ng	95
36) 4-Chloro-3-methylphenol	12.02	107	266629	41.611	ng	98
37) 2-Methylnaphthalene	12.39	142	588106	42.181	ng	96
38) 1-Methylnaphthalene	12.61	142	549330	41.571	ng	100
40) 1,2,4,5-Tetrachlorobenzene	12.76	216	298051	41.298	ng	99

Data Path : Z:\SVOASRV\HPCHEM1\BNA G\DATA\BG012120\  
 Data File : BG044151.D  
 Acq On : 22 Jan 2020 9:29  
 Operator : JU  
 Sample : SSTDCCC040  
 Misc :  
 ALS Vial : 2 Sample Multiplier: 1

Instrument :  
 BNA\_G  
 ClientSampleId :  
 SSTDCCC040

Quant Time: Jan 22 11:09:10 2020  
 Quant Method : Z:\SVOASRV\HPCHEM1\BNA G\METHODS\8270-BG123019.M  
 Quant Title : ASP BNA STANDARDS FOR 5 POINT CALIBRATION  
 QLast Update : Tue Dec 31 13:32:23 2019  
 Response via : Initial Calibration

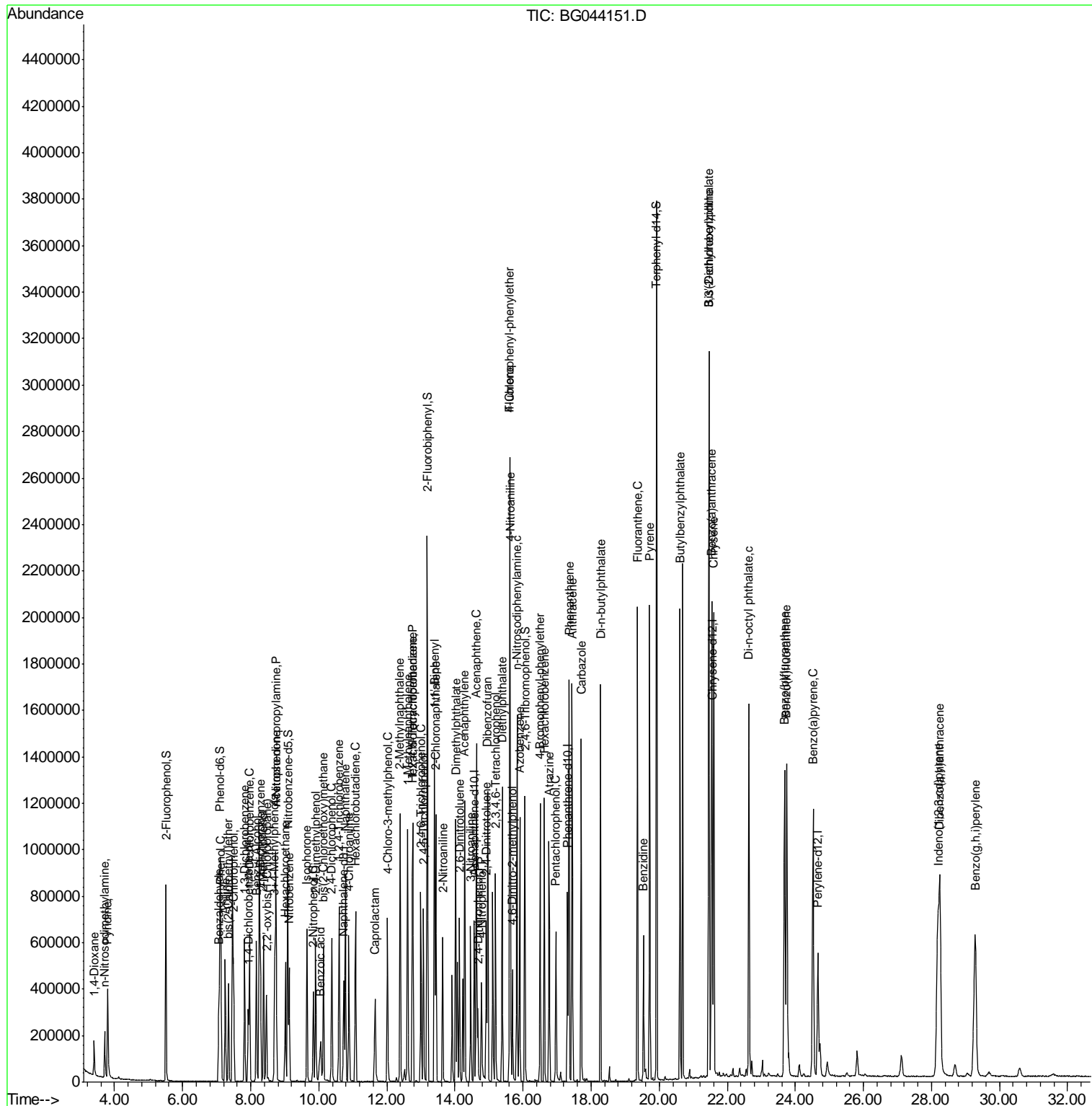
Internal Standards	R.T.	QIon	Response	Conc	Units	Dev(Min)
41) Hexachlorocyclopentadiene	12.75	237	138947	37.135	ng	98
43) 2,4,6-Trichlorophenol	13.00	196	202974	40.873	ng	99
44) 2,4,5-Trichlorophenol	13.08	196	210431	41.085	ng	98
46) 1,1'-Biphenyl	13.40	154	755246	42.779	ng	99
47) 2-Chloronaphthalene	13.44	162	597560	41.887	ng	98
48) 2-Nitroaniline	13.64	65	185000	40.314	ng	97
49) Acenaphthylene	14.29	152	892623	43.533	ng	98
50) Dimethylphthalate	14.02	163	736953	42.151	ng	98
51) 2,6-Dinitrotoluene	14.13	165	164107	41.528	ng	96
52) Acenaphthene	14.63	154	577090	40.133	ng	97
53) 3-Nitroaniline	14.46	138	184767	41.174	ng	99
54) 2,4-Dinitrophenol	14.67	184	83170	43.964	ng	96
55) Dibenzofuran	14.97	168	865921	43.744	ng	97
56) 4-Nitrophenol	14.78	139	139430	40.546	ng	95
57) 2,4-Dinitrotoluene	14.92	165	232999	43.332	ng	97
58) Fluorene	15.61	166	684031	43.598	ng	97
59) 2,3,4,6-Tetrachlorophenol	15.19	232	184581	41.910	ng	96
60) Diethylphthalate	15.39	149	754230	43.131	ng	98
61) 4-Chlorophenyl-phenylether	15.61	204	358094	42.032	ng	96
62) 4-Nitroaniline	15.63	138	189057	42.662	ng	94
63) Azobenzene	15.90	77	683631	42.154	ng	98
65) 4,6-Dinitro-2-methylphenol	15.69	198	118735	44.632	ng	98
66) n-Nitrosodiphenylamine	15.82	169	624943	40.787	ng	99
67) 4-Bromophenyl-phenylether	16.50	248	233206	39.852	ng	98
68) Hexachlorobenzene	16.63	284	256403	40.664	ng	97
69) Atrazine	16.77	200	197766	39.708	ng	99
70) Pentachlorophenol	16.97	266	123743	35.601	ng	99
71) Phenanthrene	17.35	178	1087781	43.588	ng	98
72) Anthracene	17.44	178	1078534	43.730	ng	97
73) Carbazole	17.71	167	987055	43.326	ng	96
74) Di-n-butylphthalate	18.28	149	1239447	42.611	ng	98
75) Fluoranthene	19.36	202	1233528	43.220	ng	96
77) Benzidine	19.54	184	445644	39.665	ng	100
78) Pyrene	19.72	202	1252228	42.919	ng	96
80) Butylbenzylphthalate	20.61	149	597565	43.019	ng	96
81) Benzo(a)anthracene	21.54	228	1189671	42.923	ng	96
82) 3,3'-Dichlorobenzidine	21.45	252	450539	41.145	ng	99
83) Chrysene	21.60	228	1150523	43.687	ng	96
84) Bis(2-ethylhexyl)phthalate	21.46	149	817754	42.666	ng	98
85) Di-n-octyl phthalate	22.64	149	1425337	44.235	ng	98
86) Indeno(1,2,3-cd)pyrene	28.19	276	1479666	41.342	ng	# 91
88) Benzo(b)fluoranthene	23.69	252	1278919	42.085	ng	98
89) Benzo(k)fluoranthene	23.75	252	1218711	42.173	ng	97
90) Benzo(a)pyrene	24.52	252	1196243	41.707	ng	98
91) Dibenzo(a,h)anthracene	28.25	278	1197059	41.557	ng	98
92) Benzo(g,h,i)perylene	29.29	276	1193669	41.718	ng	96

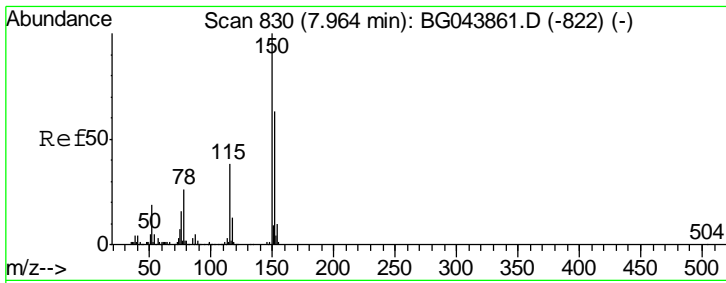
(#) = qualifier out of range (m) = manual integration (+) = signals summed

Data Path : Z:\SVOASRV\HPCHEM1\BNA G\DATA\BG012120\  
 Data File : BG044151.D  
 Acq On : 22 Jan 2020 9:29  
 Operator : JU  
 Sample : SSTDCCC040  
 Misc :  
 ALS Vial : 2 Sample Multiplier: 1

Instrument :  
 BNA\_G  
 Client Sampled :  
 SSTDCCC040

Quant Time: Jan 22 11:09:10 2020  
 Quant Method : Z:\SVOASRV\HPCHEM1\BNA G\METHODS\8270-BG123019.M  
 Quant Title : ASP BNA STANDARDS FOR 5 POINT CALIBRATION  
 QLast Update : Tue Dec 31 13:32:23 2019  
 Response via : Initial Calibration

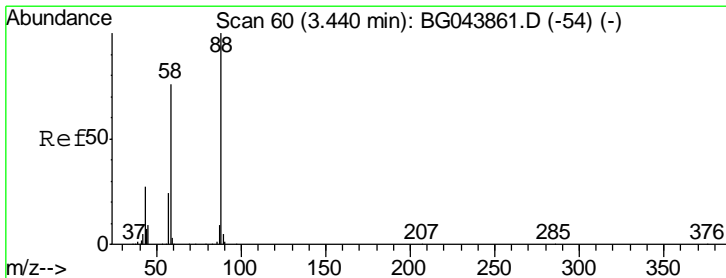
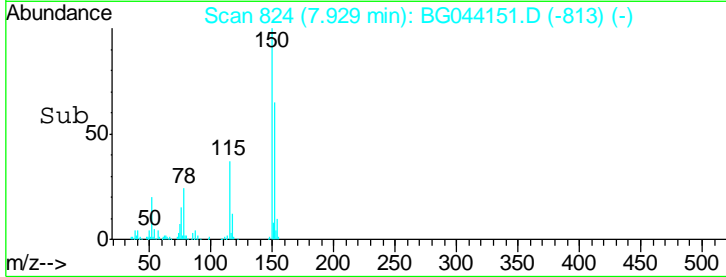
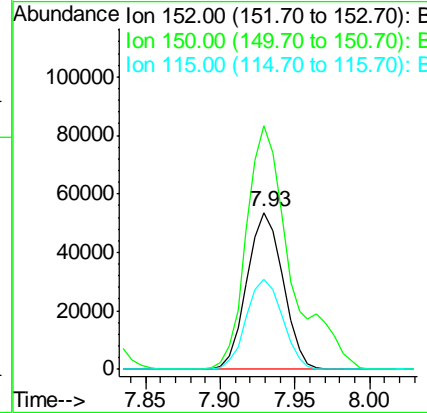
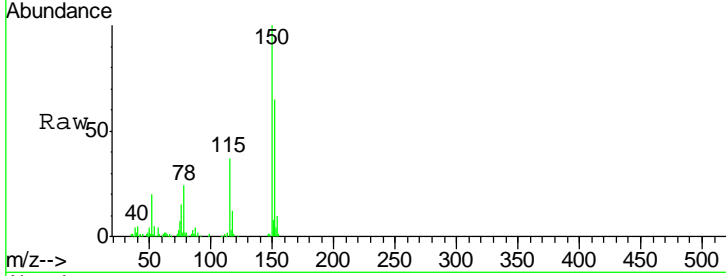




#1  
 1,4-Dichlorobenzene-d4  
 Concen: 20.000 ng  
 RT: 7.93 min Scan# 824  
 Delta R.T. -0.04 min  
 Lab File: BG044151.D  
 Acq: 22 Jan 2020 9:29

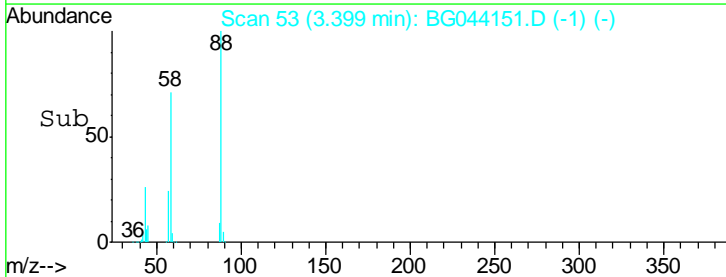
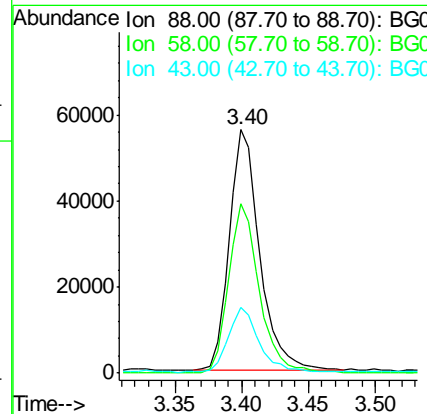
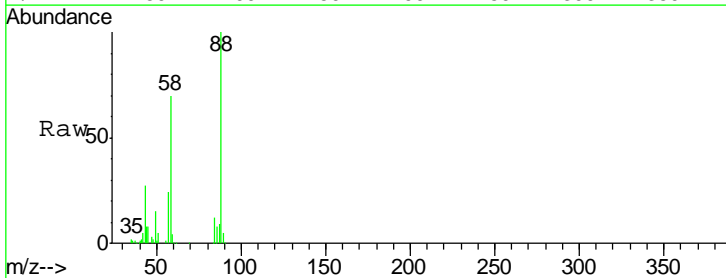
Instrument :  
 BNA\_G  
 ClientSampleId :  
 SSTDCCC040

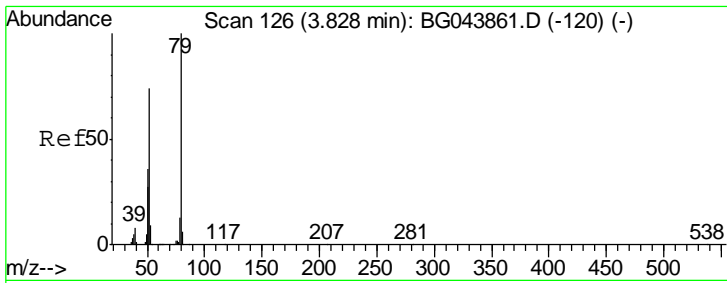
Tgt Ion	Resp	Lower	Upper
152	90074		
150	155.0	127.0	190.4
115	57.6	47.8	71.8



#2  
 1,4-Dioxane  
 Concen: 41.885 ng  
 RT: 3.40 min Scan# 53  
 Delta R.T. -0.04 min  
 Lab File: BG044151.D  
 Acq: 22 Jan 2020 9:29

Tgt Ion	Resp	Lower	Upper
88	89590		
58	71.6	59.8	89.8
43	27.2	22.9	34.3

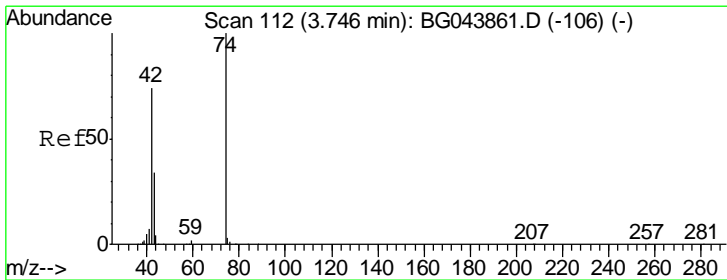
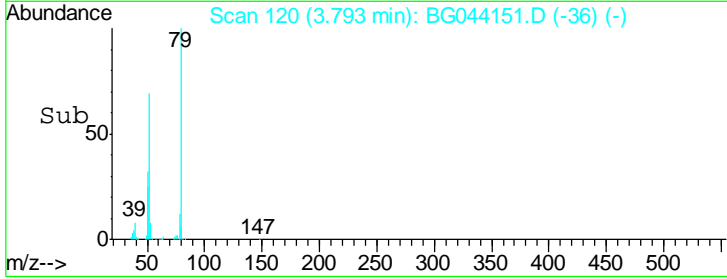
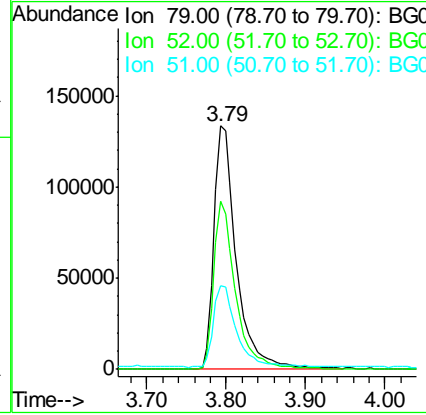
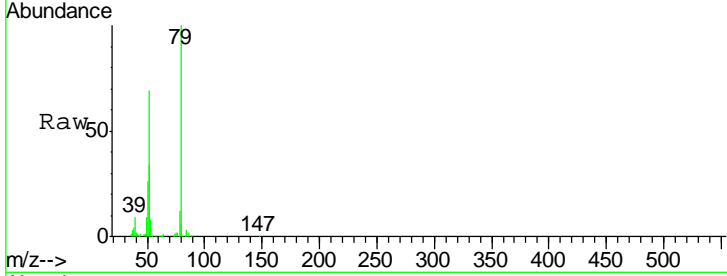




#3  
 Pyridine  
 Concen: 41.530 ng  
 RT: 3.79 min Scan# 120  
 Delta R.T. -0.04 min  
 Lab File: BG044151.D  
 Acq: 22 Jan 2020 9:29

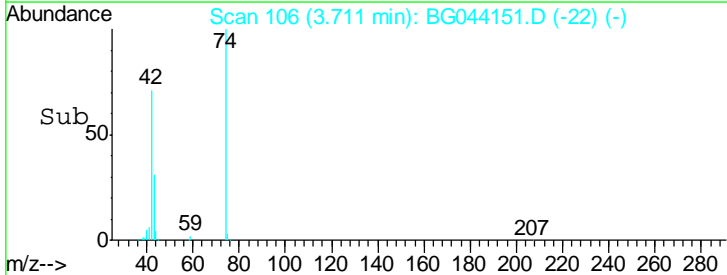
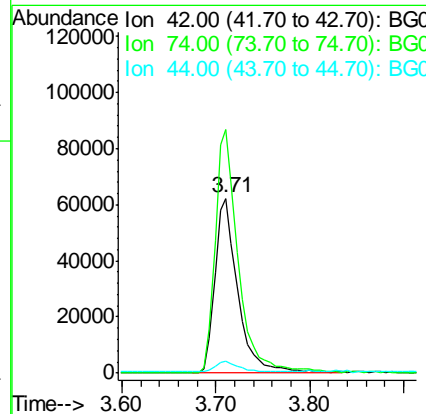
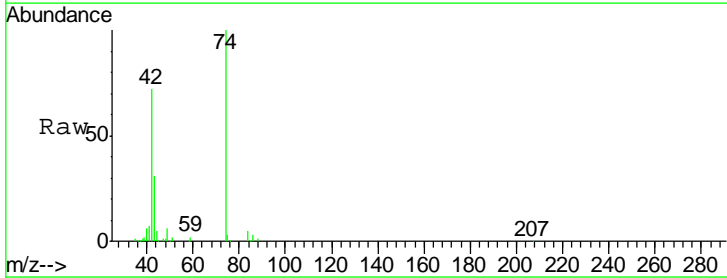
Instrument :  
 BNA\_G  
 ClientSampleId :  
 SSTDCCC040

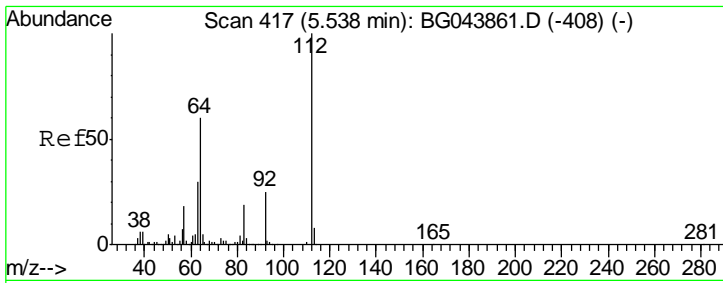
Tgt Ion	Resp	Lower	Upper
79	100		
52	69.1	58.9	88.3
51	34.3	28.6	43.0



#4  
 n-Nitrosodimethylamine  
 Concen: 38.168 ng  
 RT: 3.71 min Scan# 106  
 Delta R.T. -0.04 min  
 Lab File: BG044151.D  
 Acq: 22 Jan 2020 9:29

Tgt Ion	Resp	Lower	Upper
42	100		
74	139.5	108.6	162.8
44	6.6	5.0	7.6

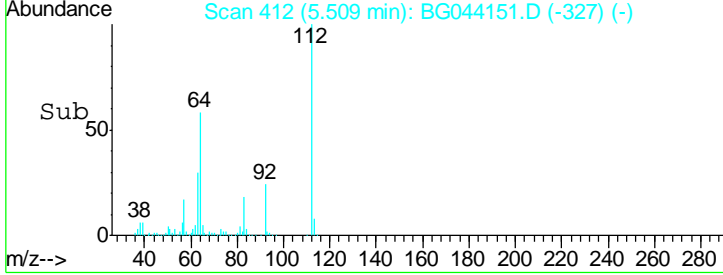
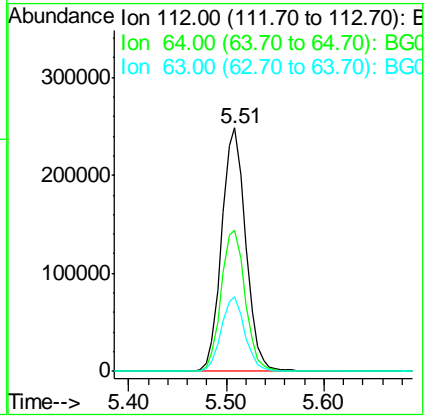
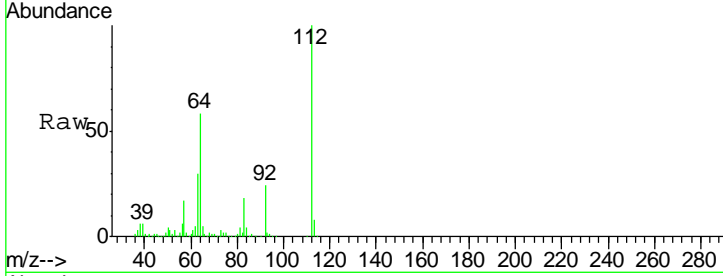




#5  
 2-Fluorophenol  
 Concen: 86.708 ng  
 RT: 5.51 min Scan# 412  
 Delta R.T. -0.03 min  
 Lab File: BG044151.D  
 Acq: 22 Jan 2020 9:29

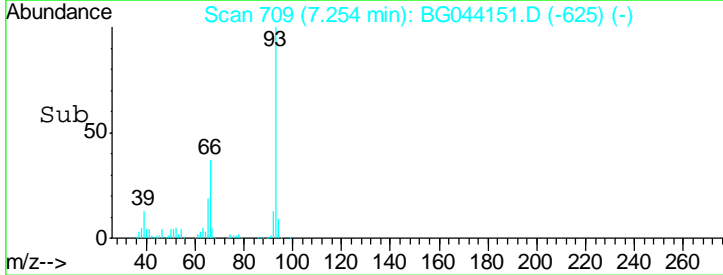
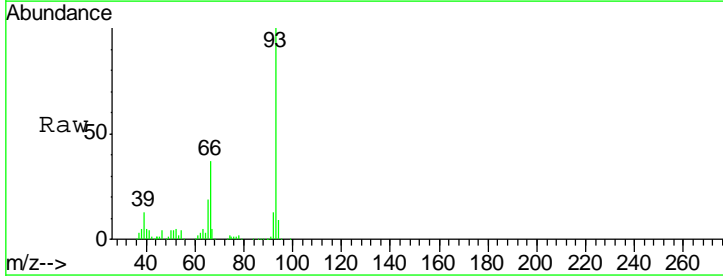
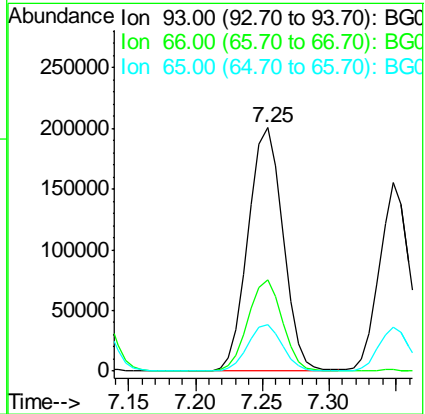
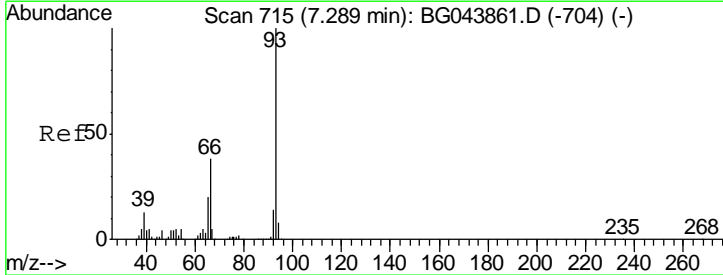
**Instrument :**  
 BNA\_G  
**ClientSampled :**  
 SSTDCCC040

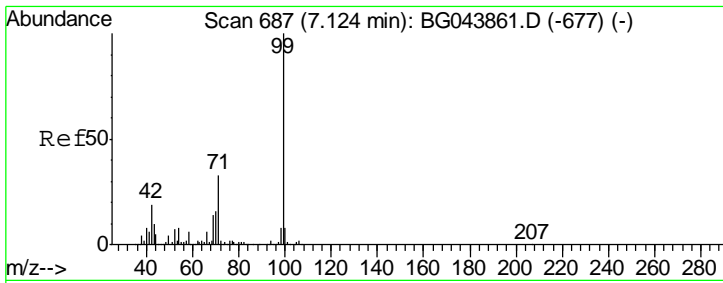
Tgt Ion	Resp	Lower	Upper
112	100		
64	58.2	47.8	71.6
63	30.4	24.3	36.5



#6  
 Aniline  
 Concen: 40.248 ng  
 RT: 7.25 min Scan# 709  
 Delta R.T. -0.04 min  
 Lab File: BG044151.D  
 Acq: 22 Jan 2020 9:29

Tgt Ion	Resp	Lower	Upper
93	100		
66	37.5	30.8	46.2
65	19.0	16.0	24.0

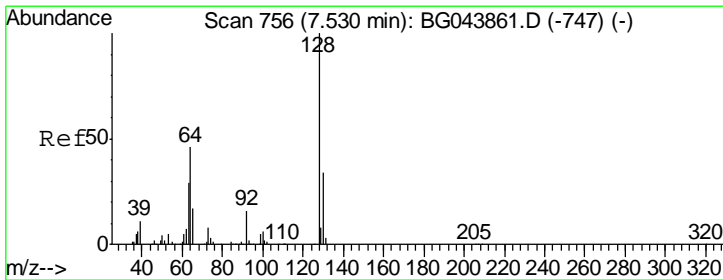
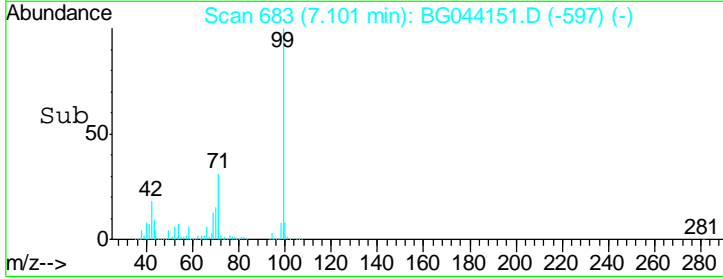
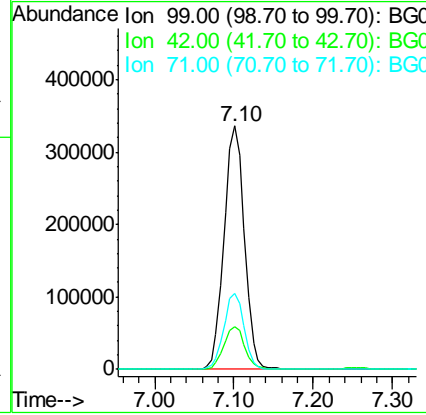
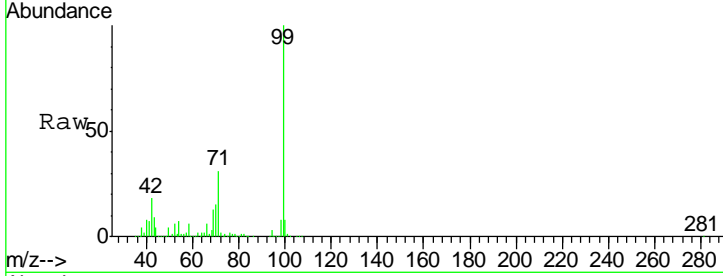




#7  
 Phenol-d6  
 Concen: 87.323 ng  
 RT: 7.10 min Scan# 683  
 Delta R.T. -0.02 min  
 Lab File: BG044151.D  
 Acq: 22 Jan 2020 9:29

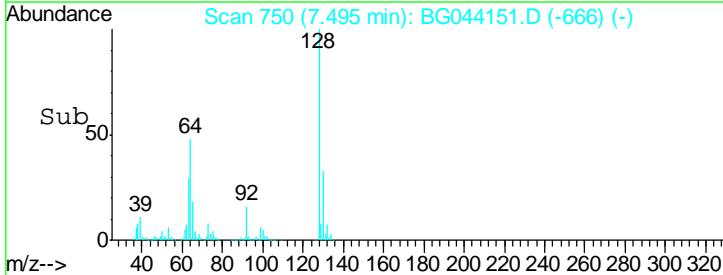
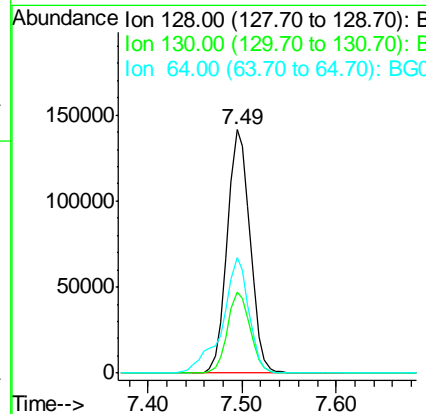
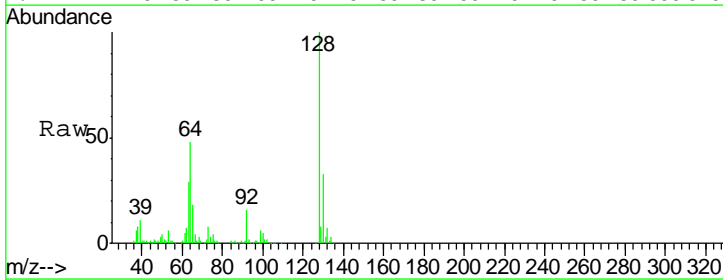
Instrument :  
 BNA\_G  
 ClientSampleId :  
 SSTDCCC040

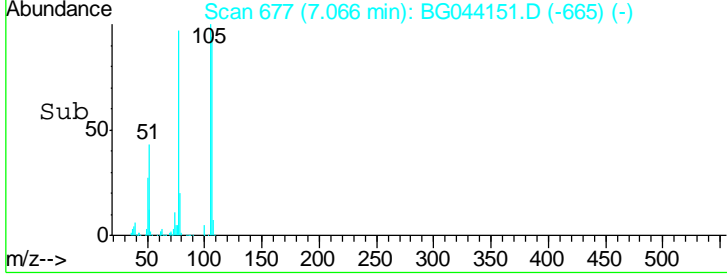
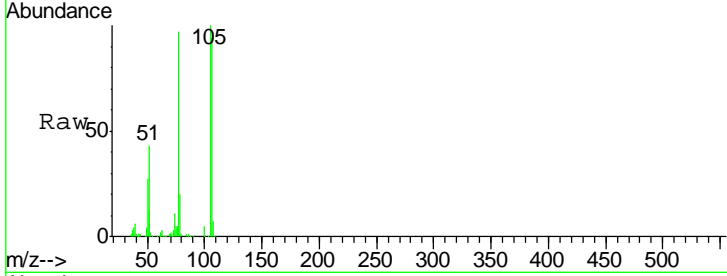
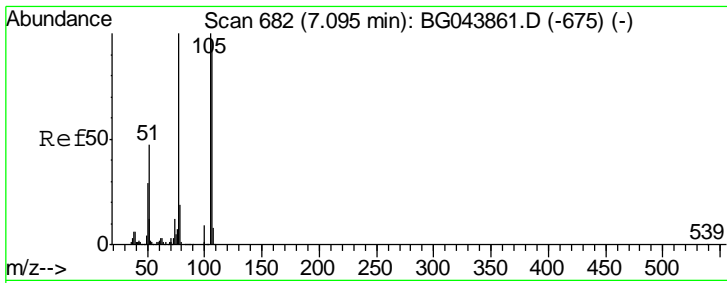
Tgt Ion	Resp	Lower	Upper
99	598792		
42	17.6	14.9	22.3
71	31.0	26.4	39.6



#8  
 2-Chlorophenol  
 Concen: 41.433 ng  
 RT: 7.49 min Scan# 750  
 Delta R.T. -0.04 min  
 Lab File: BG044151.D  
 Acq: 22 Jan 2020 9:29

Tgt Ion	Resp	Lower	Upper
128	238616		
130	33.4	13.8	53.8
64	47.6	27.6	67.6

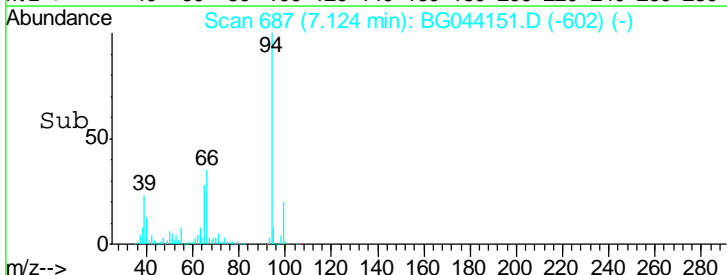
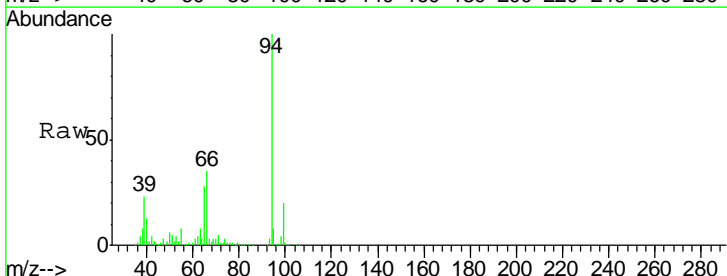
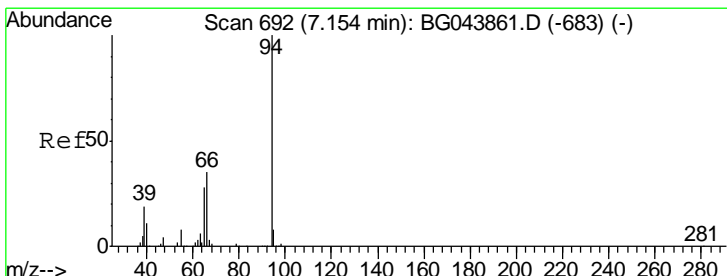
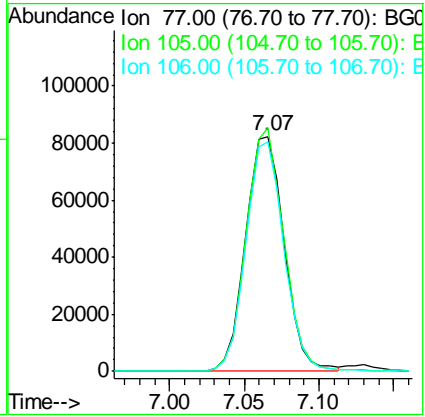




#9  
Benzaldehyde  
Concen: 33.622 ng  
RT: 7.07 min Scan# 677  
Delta R.T. -0.03 min  
Lab File: BG044151.D  
Acq: 22 Jan 2020 9:29

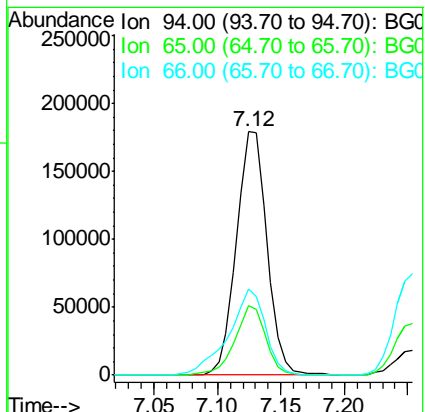
Instrument :  
BNA\_G  
ClientSampleId :  
SSTDCCC040

Tgt Ion	Resp	Lower	Upper
77	147558		
77	100		
105	103.6	80.2	120.2
106	97.7	77.2	117.2

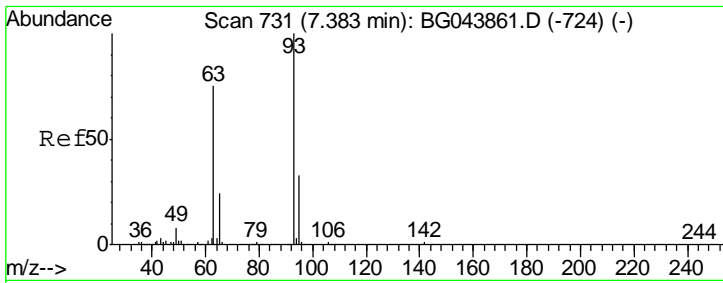


#10  
Phenol  
Concen: 42.510 ng  
RT: 7.12 min Scan# 687  
Delta R.T. -0.03 min  
Lab File: BG044151.D  
Acq: 22 Jan 2020 9:29

Tgt Ion	Resp	Lower	Upper
94	300336		
94	100		
65	28.3	8.1	48.1
66	35.3	15.6	55.6



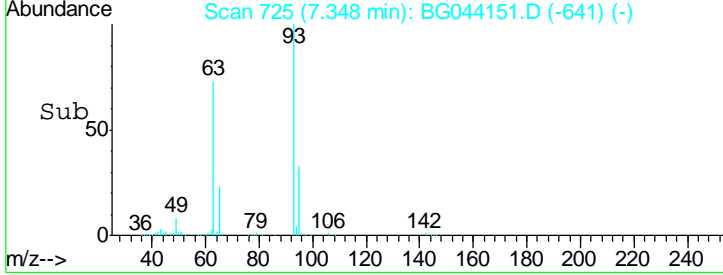
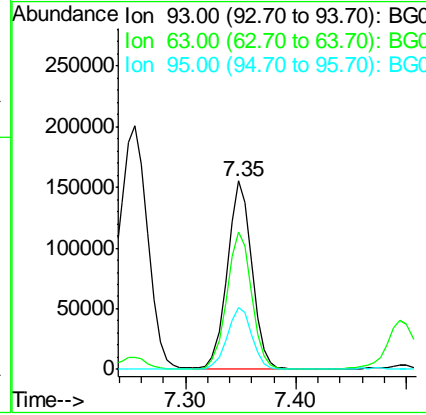
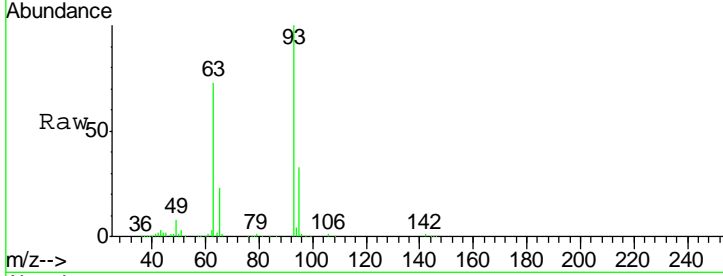




#11  
 bis(2-Chloroethyl)ether  
 Concen: 40.072 ng  
 RT: 7.35 min Scan# 725  
 Delta R.T. -0.04 min  
 Lab File: BG044151.D  
 Acq: 22 Jan 2020 9:29

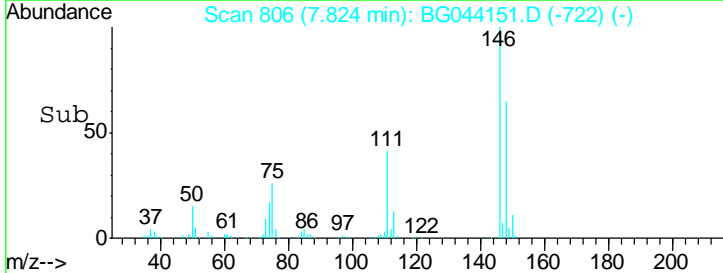
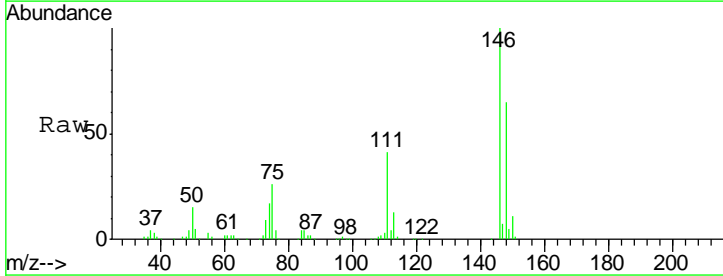
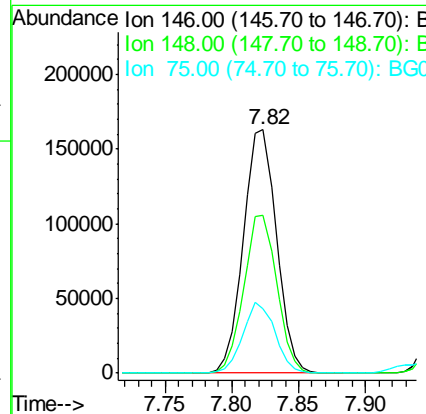
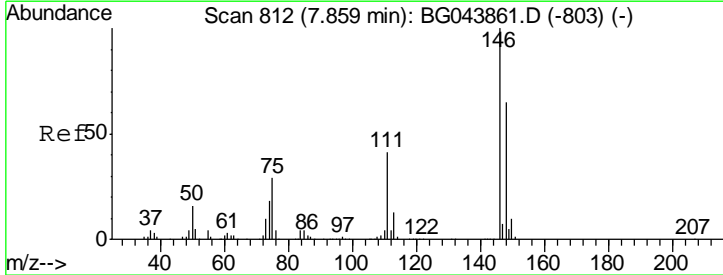
Instrument :  
 BNA\_G  
 ClientSampleId :  
 SSTDCCC040

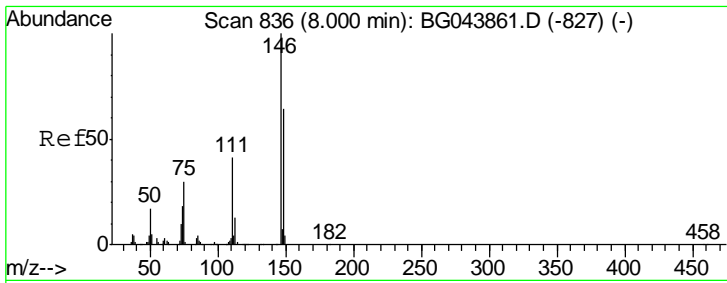
Tgt Ion	Resp	Lower	Upper
93	244383		
93	100		
63	73.1	55.0	95.0
95	33.1	13.3	53.3



#12  
 1,3-Dichlorobenzene  
 Concen: 41.516 ng  
 RT: 7.82 min Scan# 806  
 Delta R.T. -0.04 min  
 Lab File: BG044151.D  
 Acq: 22 Jan 2020 9:29

Tgt Ion	Resp	Lower	Upper
146	279790		
146	100		
148	64.8	52.1	78.1
75	26.4	23.0	34.4

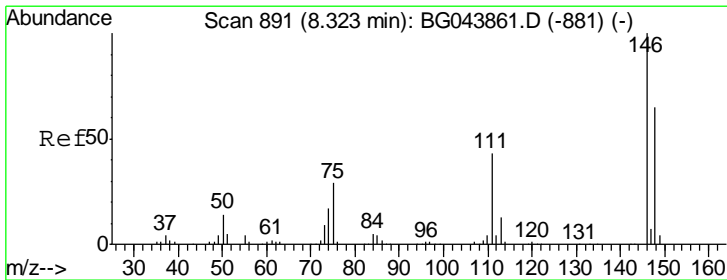
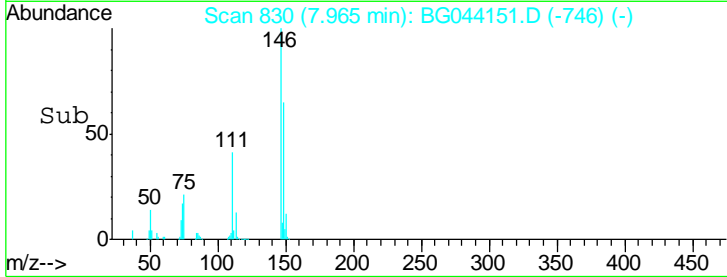
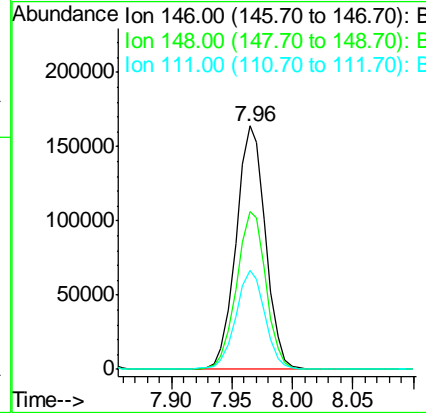
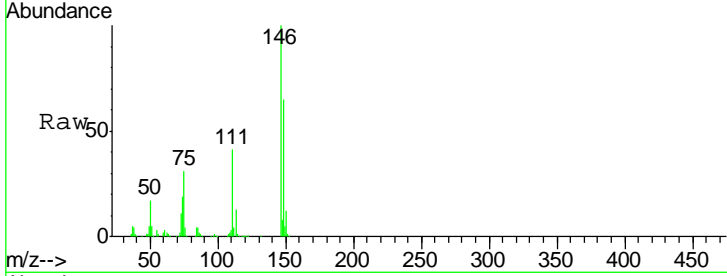




#13  
 1,4-Dichlorobenzene  
 Concen: 41.625 ng  
 RT: 7.96 min Scan# 830  
 Delta R.T. -0.04 min  
 Lab File: BG044151.D  
 Acq: 22 Jan 2020 9:29

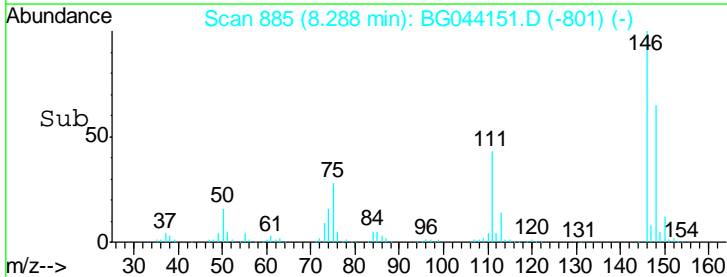
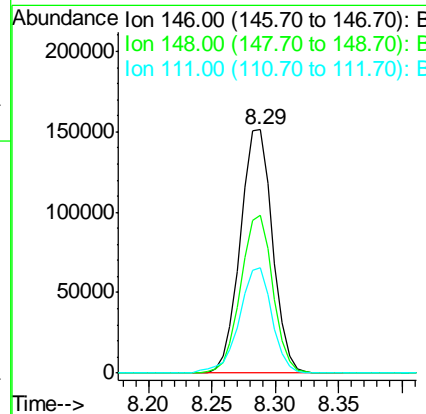
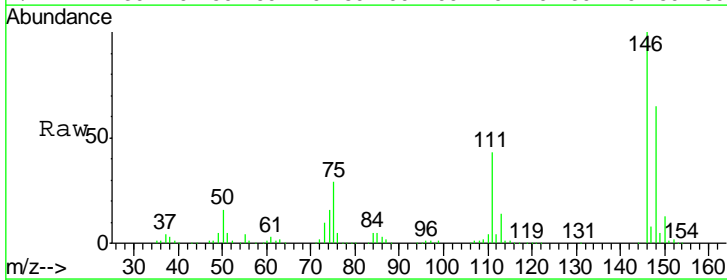
Instrument :  
 BNA\_G  
 ClientSampleId :  
 SSTDCCC040

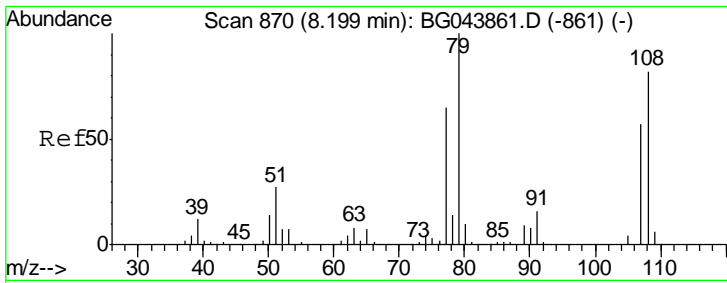
Tgt Ion	Resp	Lower	Upper
146	100		
148	65.0	51.2	76.8
111	40.9	33.1	49.7



#14  
 1,2-Dichlorobenzene  
 Concen: 41.734 ng  
 RT: 8.29 min Scan# 885  
 Delta R.T. -0.04 min  
 Lab File: BG044151.D  
 Acq: 22 Jan 2020 9:29

Tgt Ion	Resp	Lower	Upper
146	100		
148	64.8	51.7	77.5
111	43.2	34.4	51.6

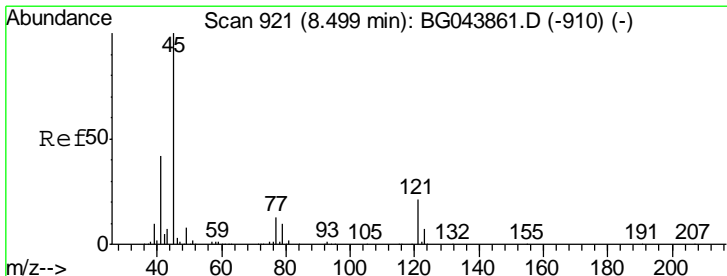
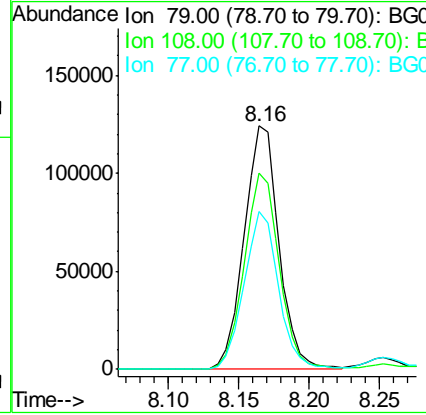
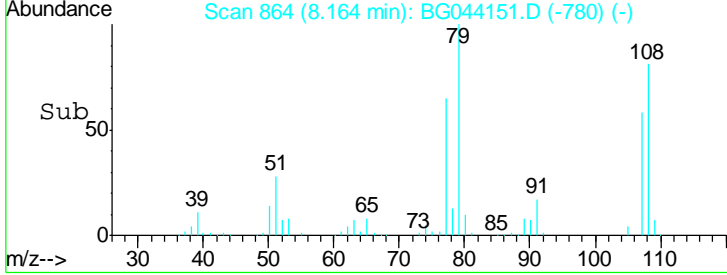
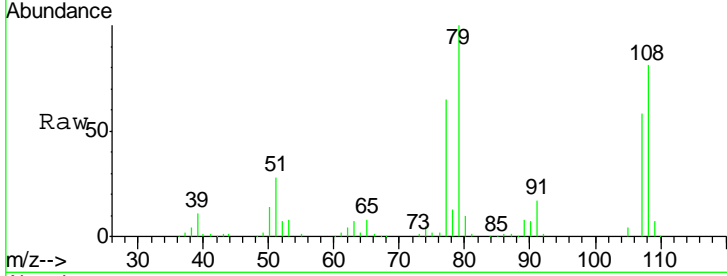




#15  
 Benzyl Alcohol  
 Concen: 39.755 ng  
 RT: 8.16 min Scan# 864  
 Delta R.T. -0.04 min  
 Lab File: BG044151.D  
 Acq: 22 Jan 2020 9:29

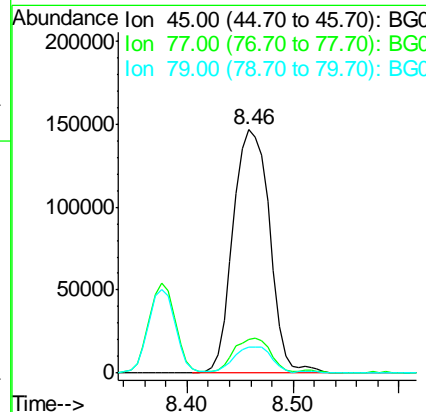
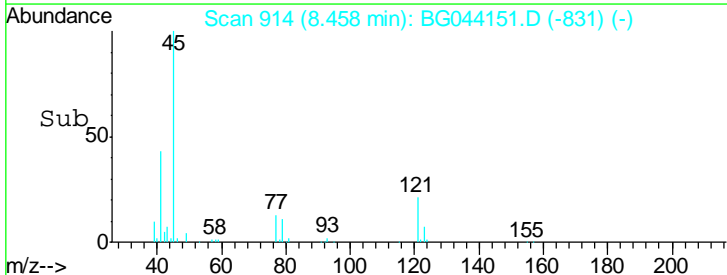
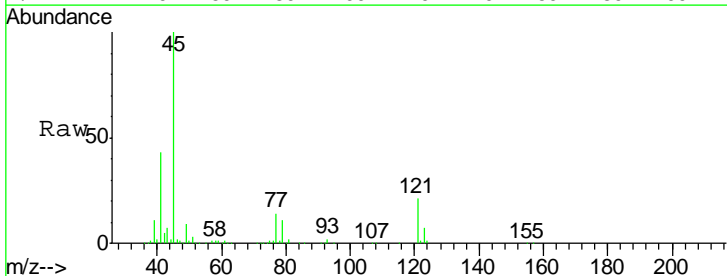
Instrument :  
 BNA\_G  
 ClientSampleId :  
 SSTDCCC040

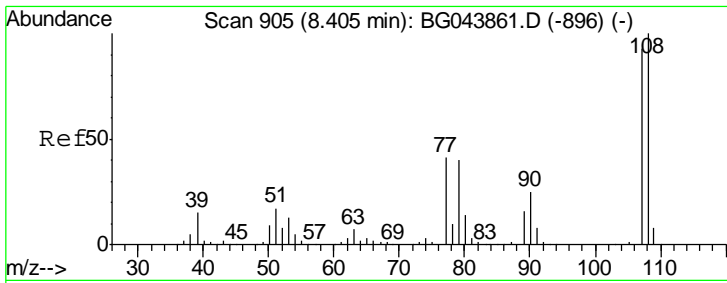
Tgt Ion	Resp	Lower	Upper
79	100		
108	80.6	65.6	98.4
77	65.0	52.0	78.0



#16  
 2,2'-oxybis(1-Chloropropane)  
 Concen: 37.386 ng  
 RT: 8.46 min Scan# 914  
 Delta R.T. -0.04 min  
 Lab File: BG044151.D  
 Acq: 22 Jan 2020 9:29

Tgt Ion	Resp	Lower	Upper
45	100		
77	13.7	0.0	33.8
79	10.8	0.0	31.0

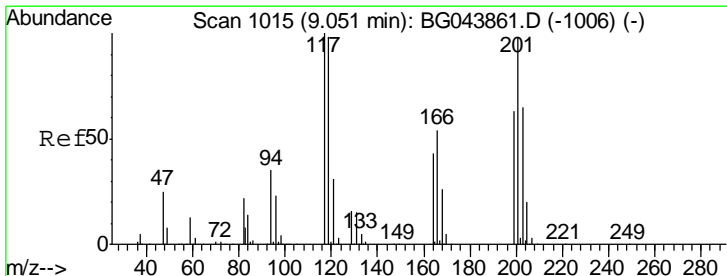
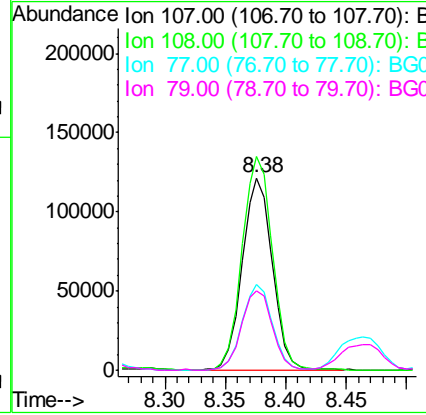
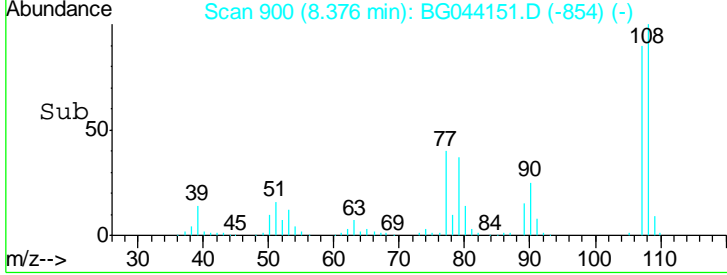
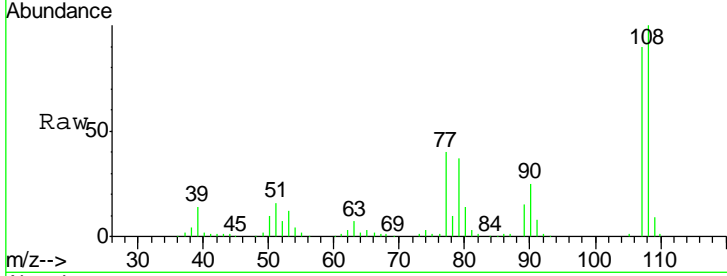




#17  
 2-Methylphenol  
 Concen: 41.519 ng  
 RT: 8.38 min Scan# 900  
 Delta R.T. -0.03 min  
 Lab File: BG044151.D  
 Acq: 22 Jan 2020 9:29

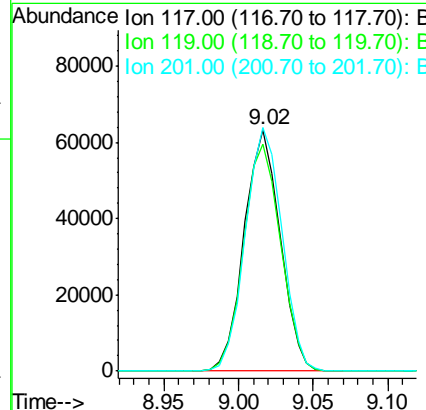
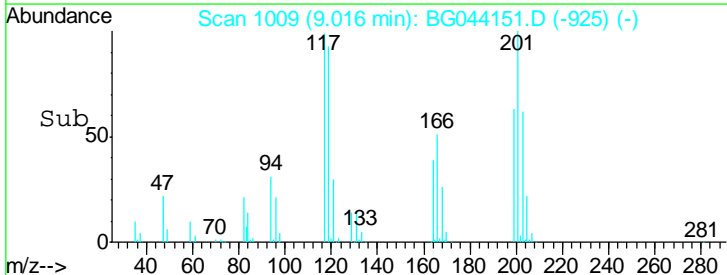
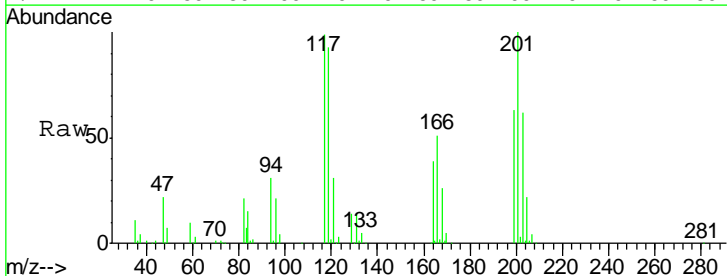
Instrument :  
 BNA\_G  
 ClientSampleId :  
 SSTDCCC040

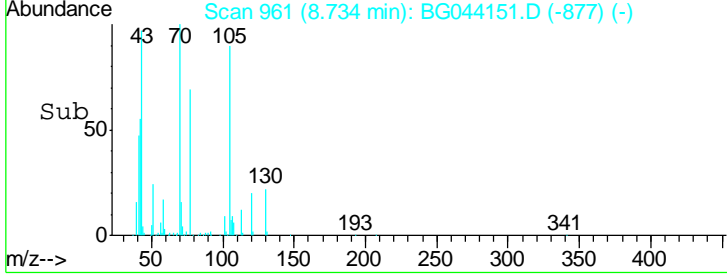
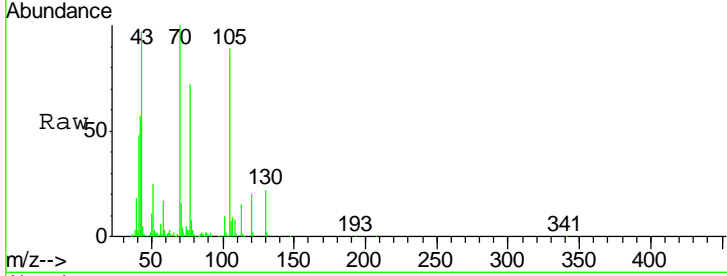
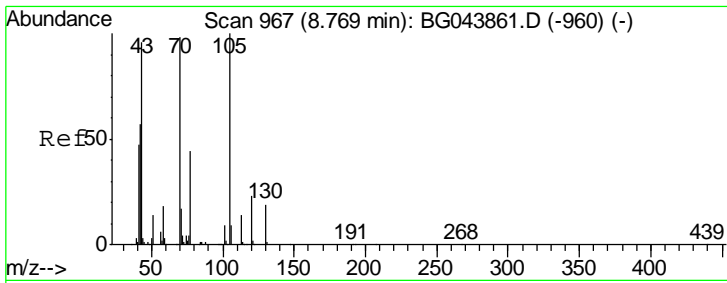
Tgt Ion	Resp	Lower	Upper
107	100		
108	111.0	86.1	129.1
77	44.8	35.4	53.0
79	41.6	34.8	52.2



#18  
 Hexachloroethane  
 Concen: 40.890 ng  
 RT: 9.02 min Scan# 1009  
 Delta R.T. -0.04 min  
 Lab File: BG044151.D  
 Acq: 22 Jan 2020 9:29

Tgt Ion	Resp	Lower	Upper
117	100		
119	94.0	78.1	117.1
201	100.8	78.6	117.8

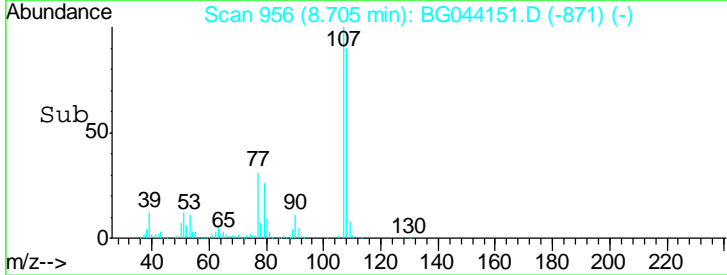
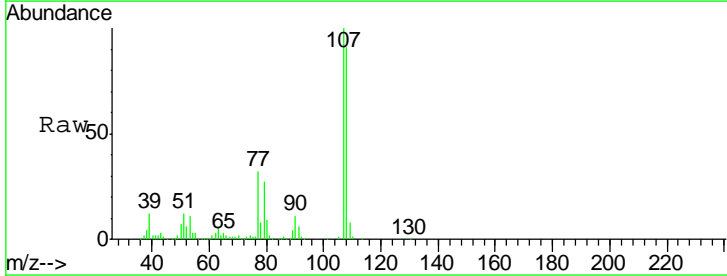
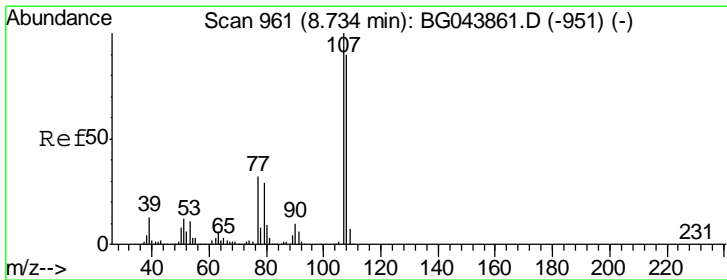
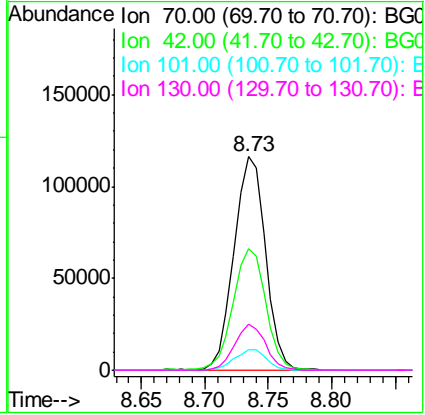




#19  
 n-Nitroso-di-n-propylamine  
 Concen: 39.276 ng  
 RT: 8.73 min Scan# 961  
 Delta R.T. -0.04 min  
 Lab File: BG044151.D  
 Acq: 22 Jan 2020 9:29

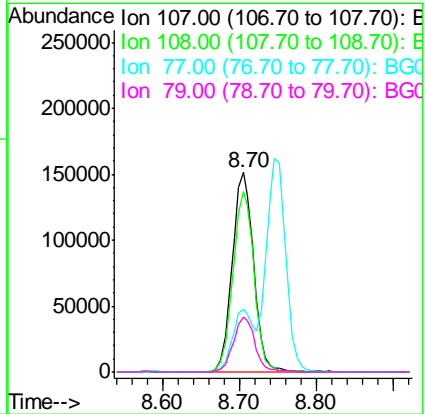
**Instrument :**  
 BNA\_G  
**ClientSampleId :**  
 SSTDCCC040

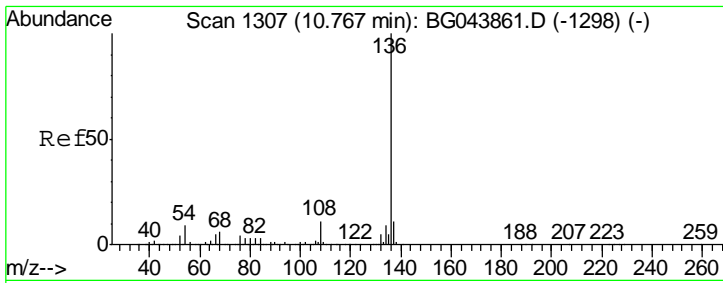
Tgt Ion	Resp	Lower	Upper
70	100		
42	57.1	47.0	70.4
101	9.8	7.2	10.8
130	21.8	15.6	23.4



#20  
 3+4-Methylphenols  
 Concen: 41.314 ng  
 RT: 8.70 min Scan# 956  
 Delta R.T. -0.03 min  
 Lab File: BG044151.D  
 Acq: 22 Jan 2020 9:29

Tgt Ion	Resp	Lower	Upper
107	100		
108	90.6	70.3	110.3
77	31.6	12.4	52.4
79	27.4	8.6	48.6

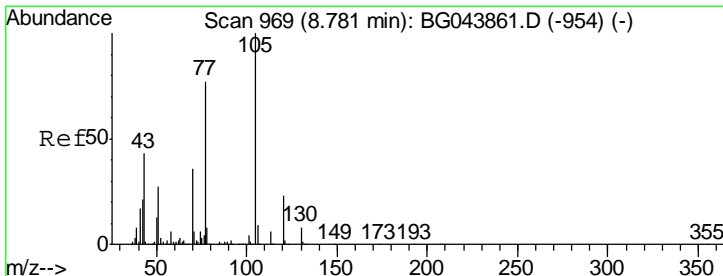
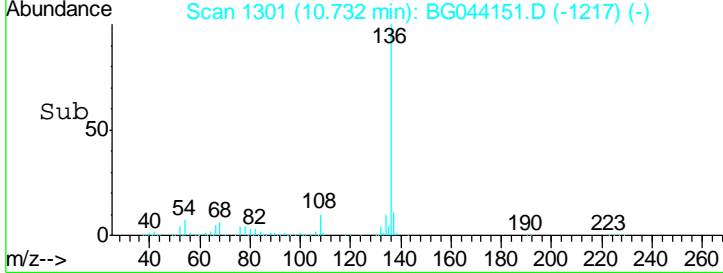
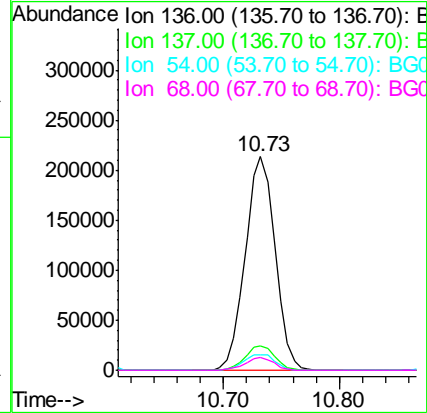
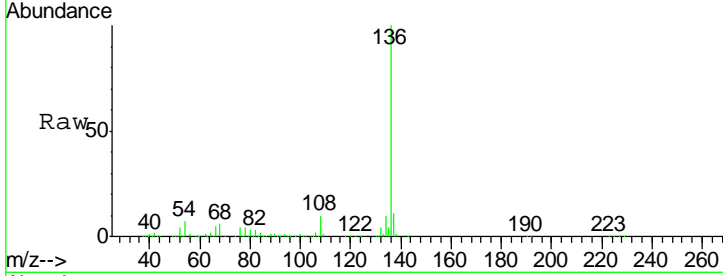




#21  
 Naphthalene-d8  
 Concen: 20.000 ng  
 RT: 10.73 min Scan# 1301  
 Delta R.T. -0.04 min  
 Lab File: BG044151.D  
 Acq: 22 Jan 2020 9:29

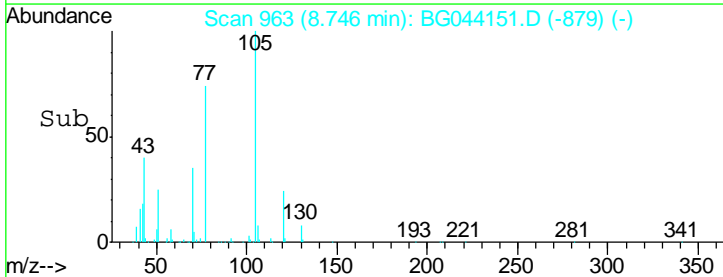
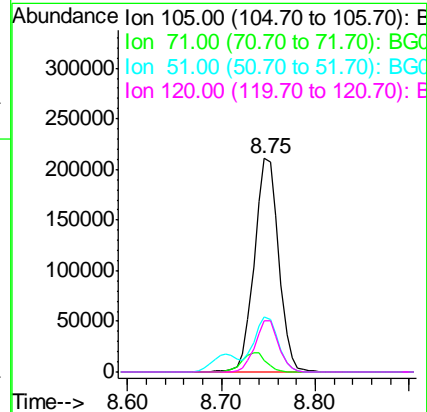
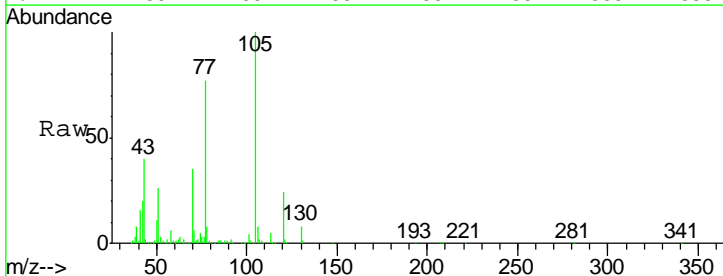
Instrument :  
 BNA\_G  
 ClientSampled :  
 SSTDCCC040

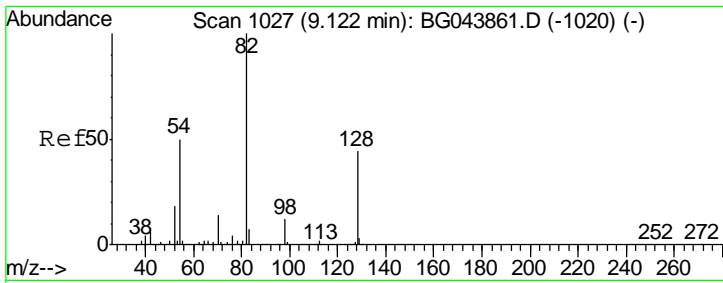
Tgt Ion	Resp	Lower	Upper
136	382699		
137	11.3	8.8	13.2
54	7.5	7.0	10.4
68	5.9	4.9	7.3



#22  
 Acetophenone  
 Concen: 39.821 ng  
 RT: 8.75 min Scan# 963  
 Delta R.T. -0.04 min  
 Lab File: BG044151.D  
 Acq: 22 Jan 2020 9:29

Tgt Ion	Resp	Lower	Upper
105	378863		
71	5.6	4.8	7.2
51	25.9	21.4	32.0
120	23.8	18.6	28.0

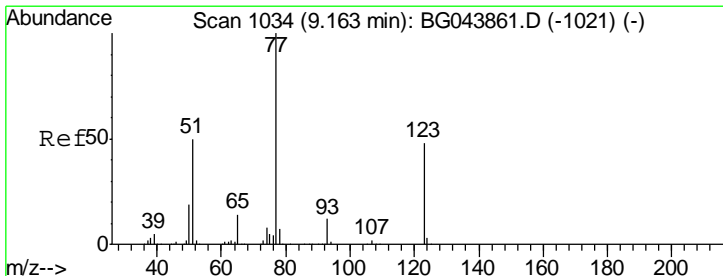
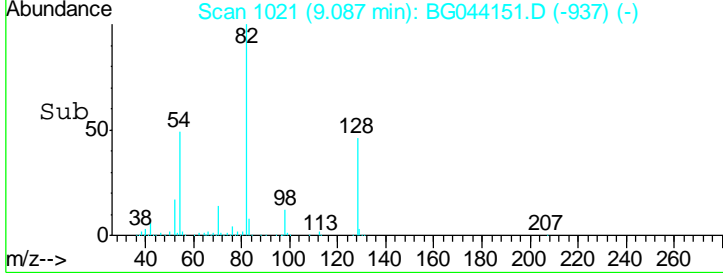
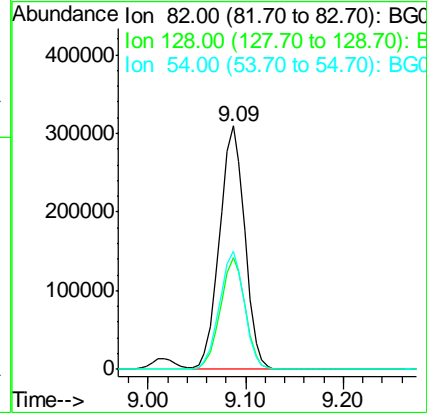
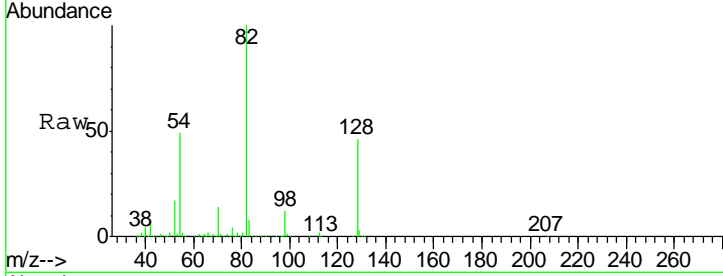




#23  
 Nitrobenzene-d5  
 Concen: 77.230 ng  
 RT: 9.09 min Scan# 1021  
 Delta R.T. -0.04 min  
 Lab File: BG044151.D  
 Acq: 22 Jan 2020 9:29

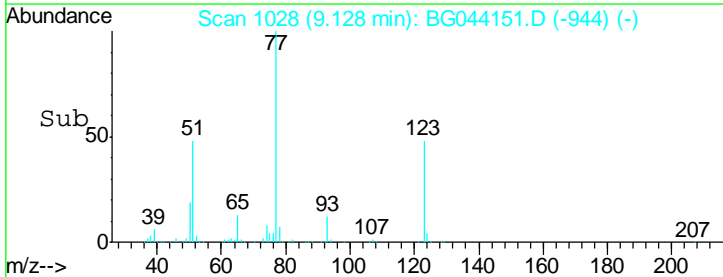
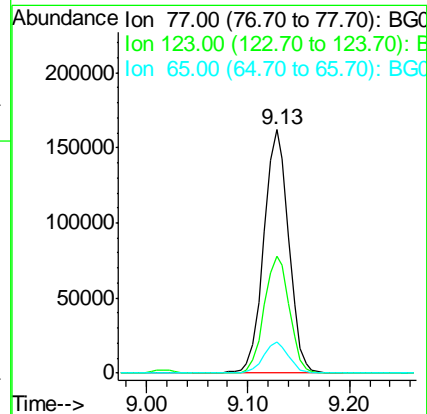
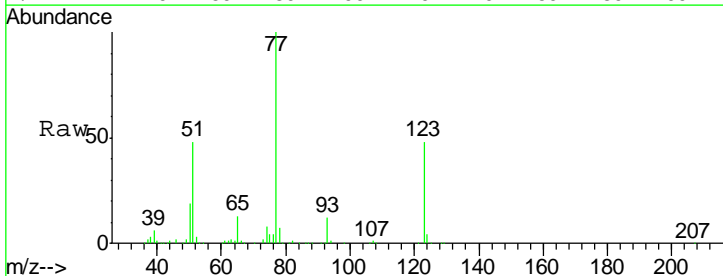
**Instrument :**  
 BNA\_G  
**ClientSampled :**  
 SSTDCCC040

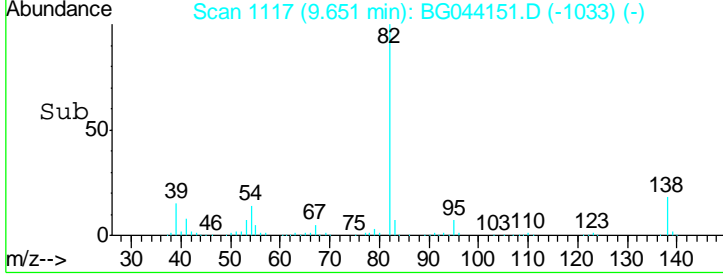
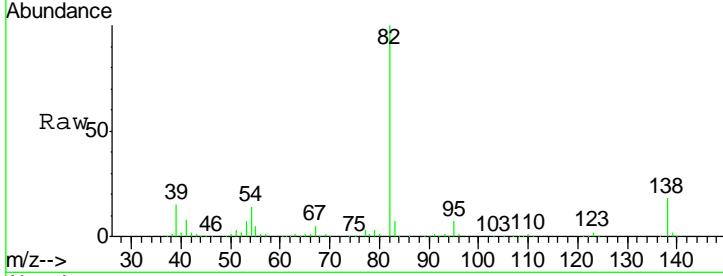
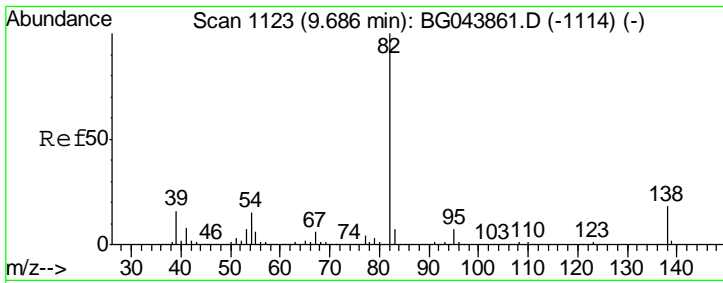
Tgt Ion	Resp	Lower	Upper
82	100		
128	45.9	35.1	52.7
54	48.6	40.1	60.1



#24  
 Nitrobenzene  
 Concen: 38.947 ng  
 RT: 9.13 min Scan# 1028  
 Delta R.T. -0.04 min  
 Lab File: BG044151.D  
 Acq: 22 Jan 2020 9:29

Tgt Ion	Resp	Lower	Upper
77	100		
123	48.1	38.7	58.1
65	12.8	11.1	16.7

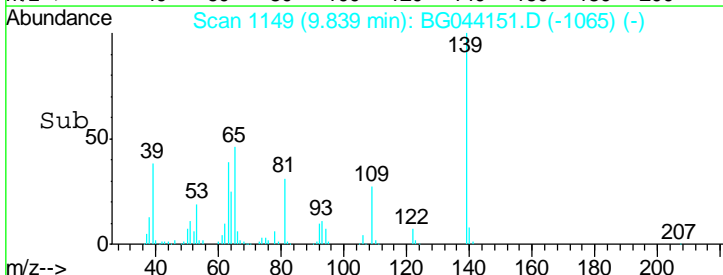
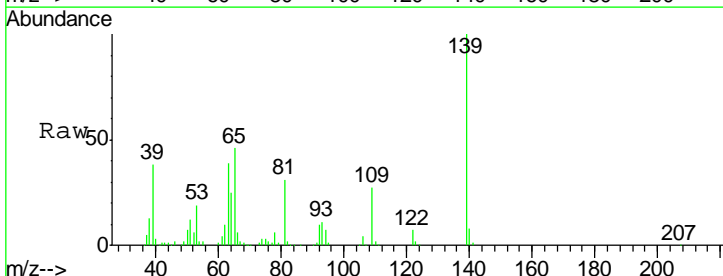
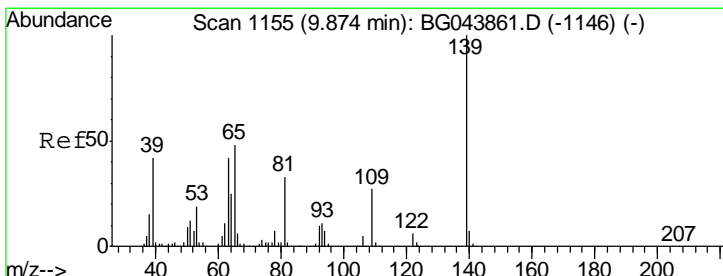
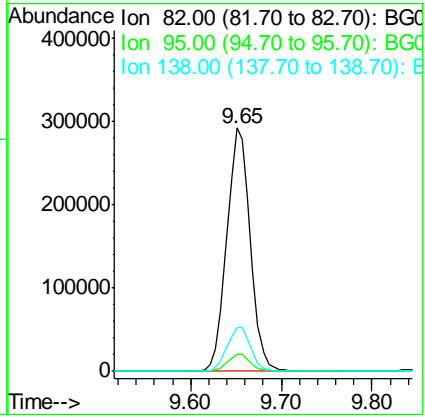




#25  
 Isophorone  
 Concen: 39.041 ng  
 RT: 9.65 min Scan# 1117  
 Delta R.T. -0.04 min  
 Lab File: BG044151.D  
 Acq: 22 Jan 2020 9:29

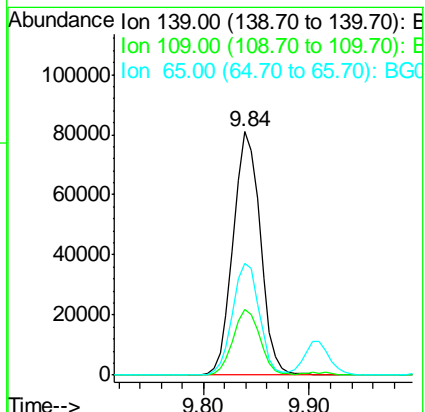
Instrument :  
 BNA\_G  
 ClientSampleId :  
 SSTDCCC040

Tgt Ion	Resp	Lower	Upper
82	523986		
95	7.2	5.8	8.6
138	18.3	14.6	22.0

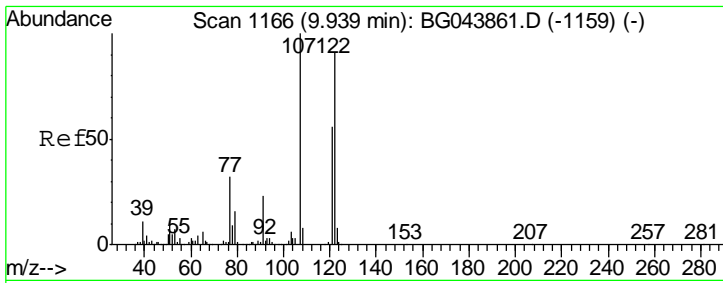


#26  
 2-Nitrophenol  
 Concen: 43.032 ng  
 RT: 9.84 min Scan# 1149  
 Delta R.T. -0.04 min  
 Lab File: BG044151.D  
 Acq: 22 Jan 2020 9:29

Tgt Ion	Resp	Lower	Upper
139	144251		
109	27.1	21.3	31.9
65	46.0	38.6	57.8



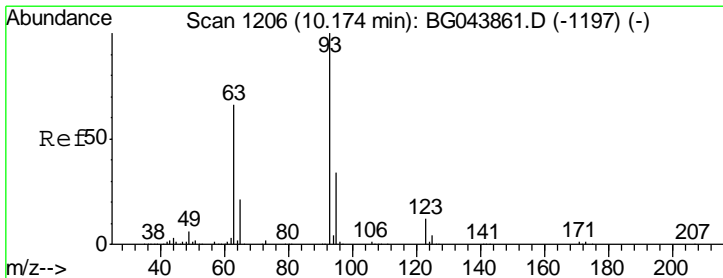
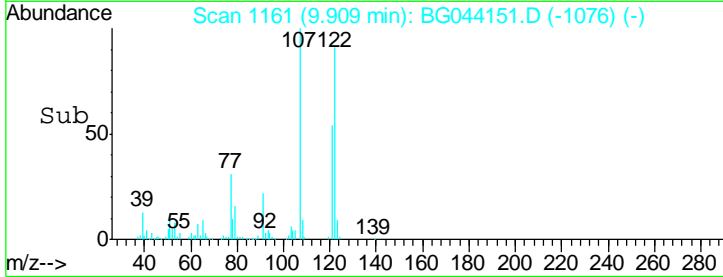
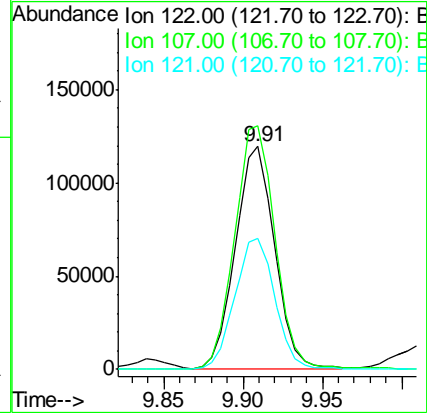
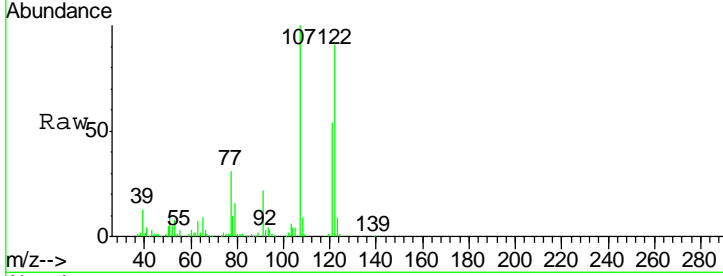




#27  
 2,4-Dimethylphenol  
 Concen: 40.477 ng  
 RT: 9.91 min Scan# 1161  
 Delta R.T. -0.03 min  
 Lab File: BG044151.D  
 Acq: 22 Jan 2020 9:29

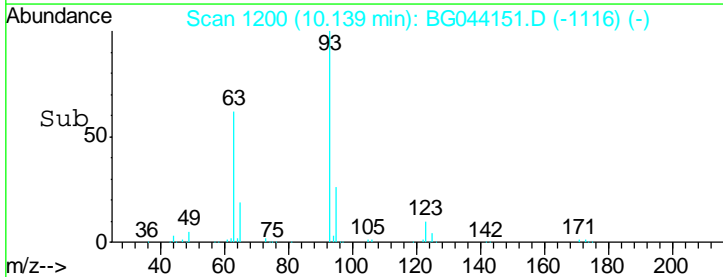
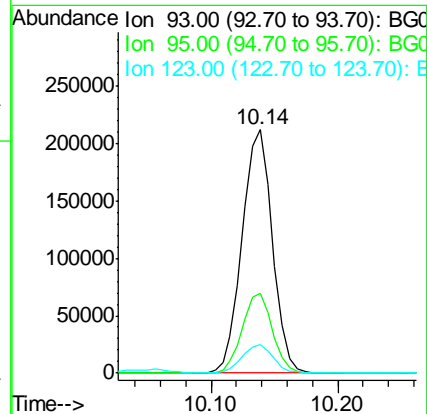
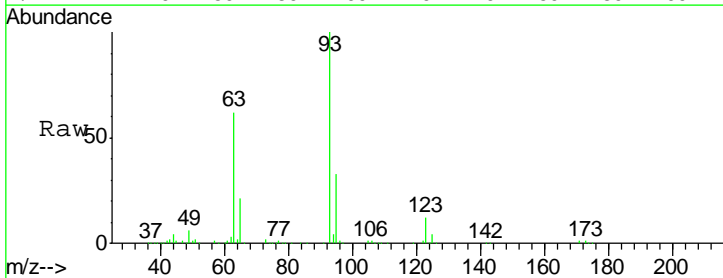
Instrument :  
 BNA\_G  
 ClientSampleId :  
 SSTDCCC040

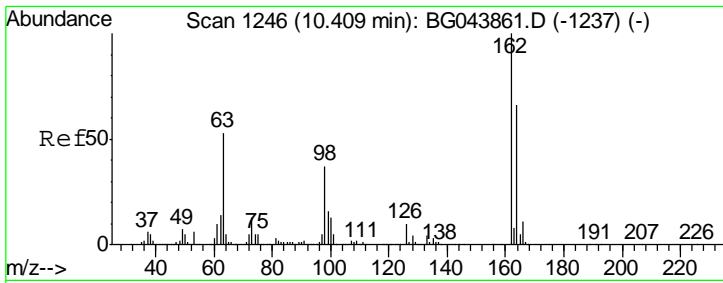
Tgt Ion	Resp	Lower	Upper
122	204248		
107	109.3	88.0	132.0
121	58.8	49.0	73.4



#28  
 bis(2-Chloroethoxy)methane  
 Concen: 39.179 ng  
 RT: 10.14 min Scan# 1200  
 Delta R.T. -0.04 min  
 Lab File: BG044151.D  
 Acq: 22 Jan 2020 9:29

Tgt Ion	Resp	Lower	Upper
93	350564		
95	32.9	27.2	40.8
123	11.7	9.7	14.5

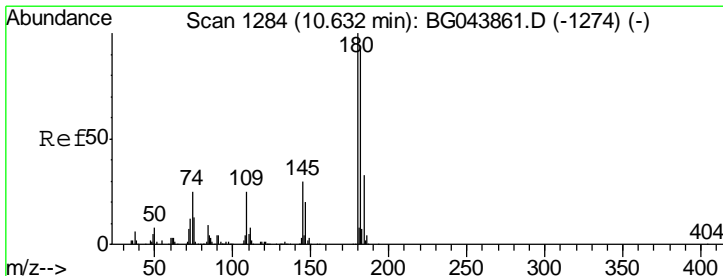
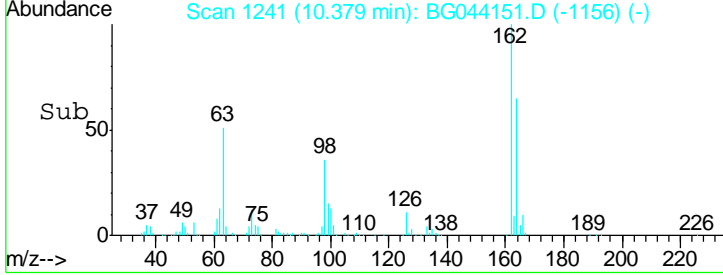
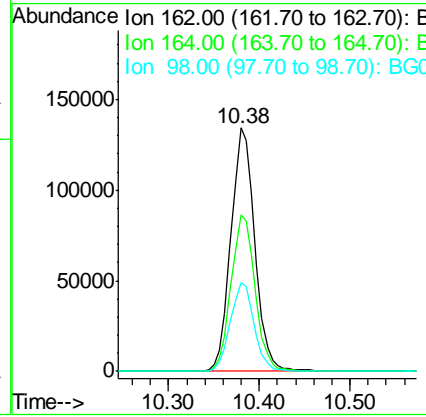
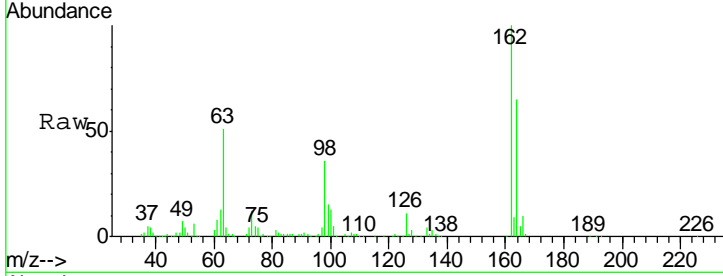




#29  
 2,4-Dichlorophenol  
 Concen: 40.982 ng  
 RT: 10.38 min Scan# 1241  
 Delta R.T. -0.03 min  
 Lab File: BG044151.D  
 Acq: 22 Jan 2020 9:29

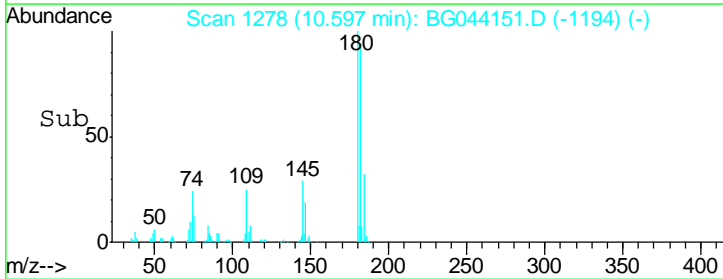
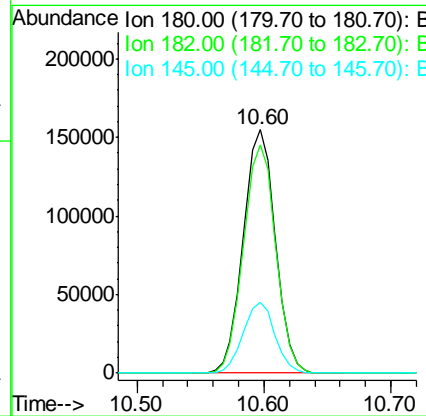
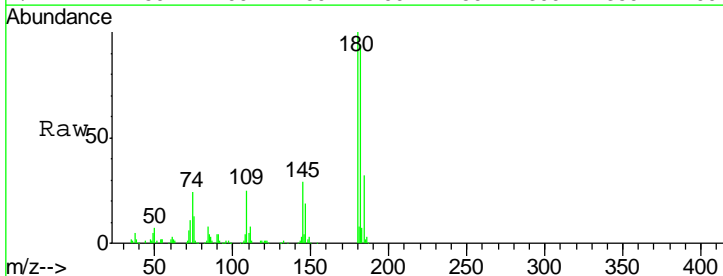
Instrument :  
 BNA\_G  
 ClientSampled :  
 SSTDCCC040

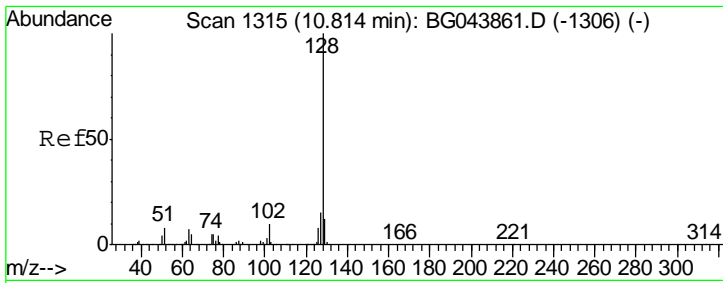
Tgt Ion	Resp	Lower	Upper
162	100		
164	64.5	46.3	86.3
98	36.2	17.3	57.3



#30  
 1,2,4-Trichlorobenzene  
 Concen: 40.339 ng  
 RT: 10.60 min Scan# 1278  
 Delta R.T. -0.04 min  
 Lab File: BG044151.D  
 Acq: 22 Jan 2020 9:29

Tgt Ion	Resp	Lower	Upper
180	100		
182	93.7	75.0	112.4
145	29.2	24.2	36.4

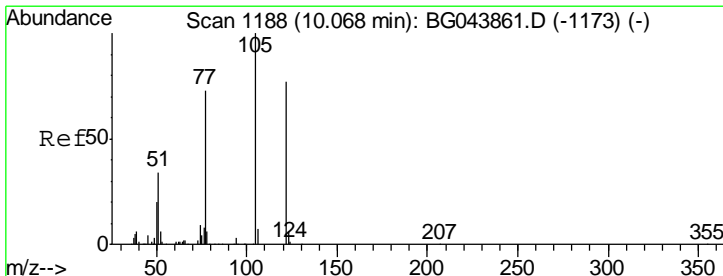
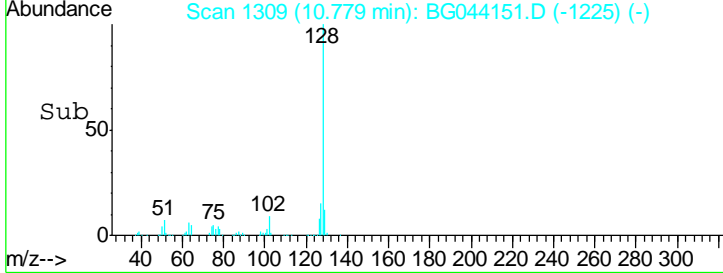
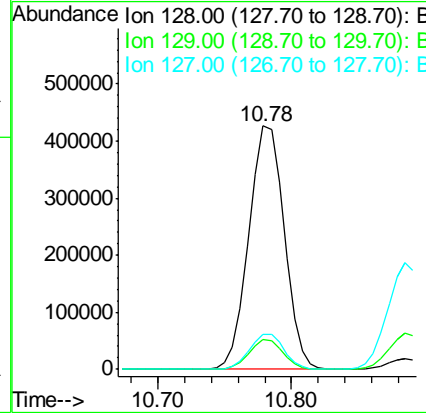
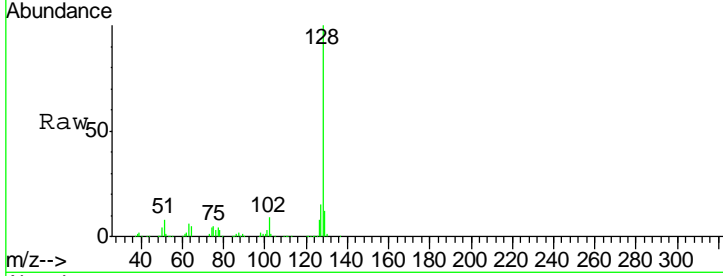




#31  
 Naphthalene  
 Concen: 42.211 ng  
 RT: 10.78 min Scan# 1309  
 Delta R.T. -0.04 min  
 Lab File: BG044151.D  
 Acq: 22 Jan 2020 9:29

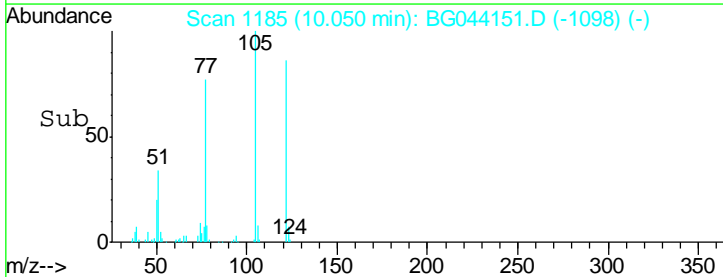
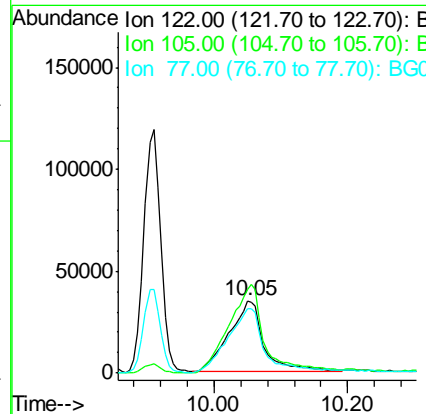
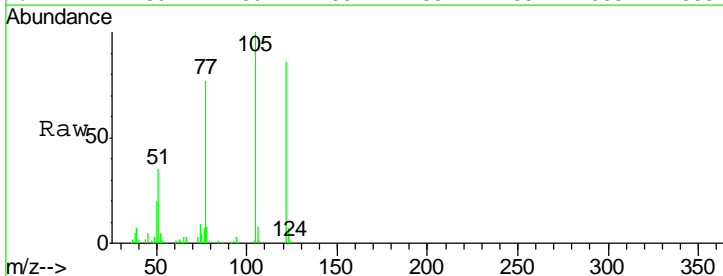
Instrument :  
 BNA\_G  
 ClientSampled :  
 SSTDCCC040

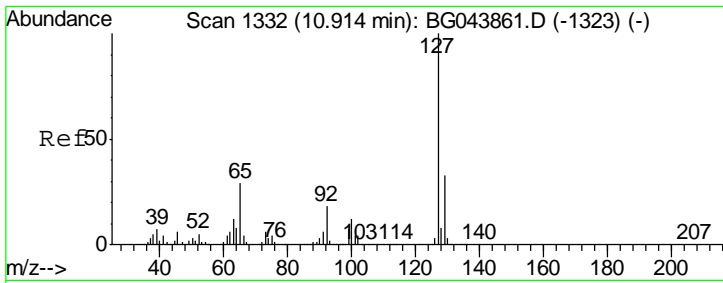
Tgt Ion	Resp	Lower	Upper
128	781719		
129	12.1	9.8	14.6
127	14.6	12.0	18.0



#32  
 Benzoic acid  
 Concen: 33.276 ng  
 RT: 10.05 min Scan# 1185  
 Delta R.T. -0.02 min  
 Lab File: BG044151.D  
 Acq: 22 Jan 2020 9:29

Tgt Ion	Resp	Lower	Upper
122	127661		
105	115.7	106.4	146.4
77	88.6	74.6	114.6

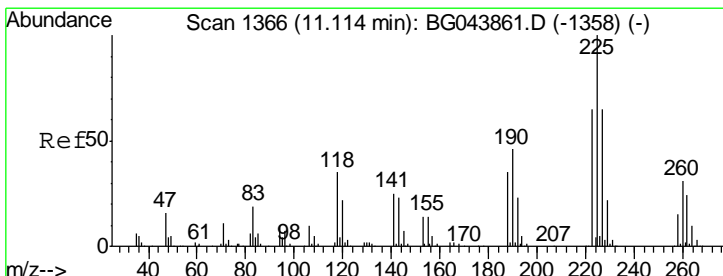
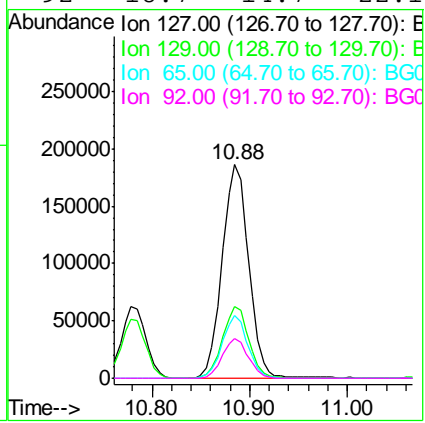
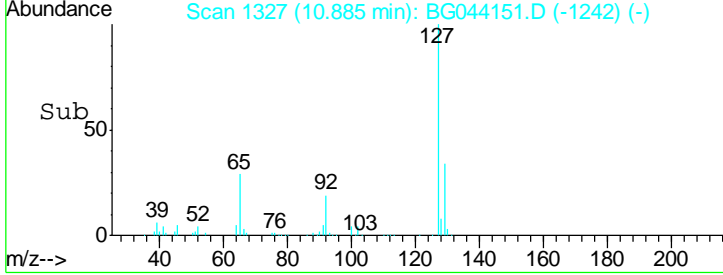
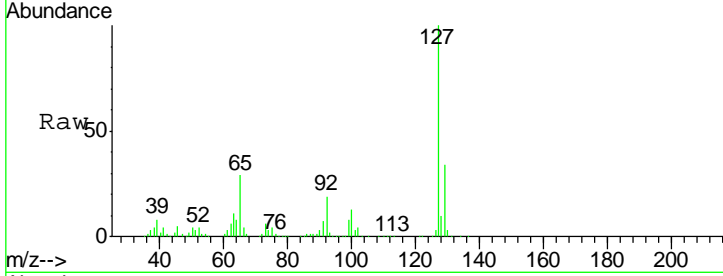




#33  
 4-Chloroaniline  
 Concen: 39.855 ng  
 RT: 10.88 min Scan# 1327  
 Delta R.T. -0.03 min  
 Lab File: BG044151.D  
 Acq: 22 Jan 2020 9:29

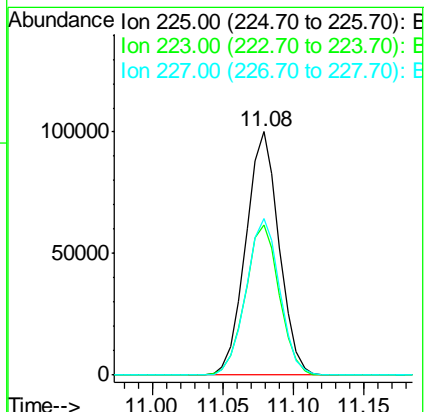
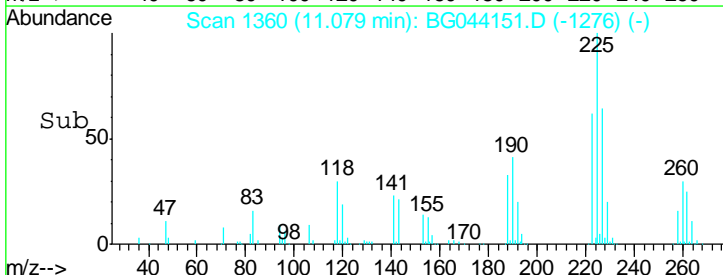
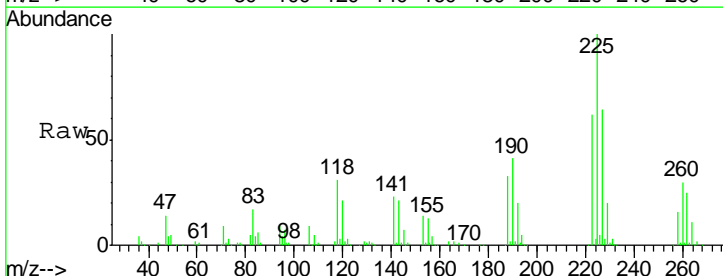
Instrument :  
 BNA\_G  
 ClientSampled :  
 SSTDCCC040

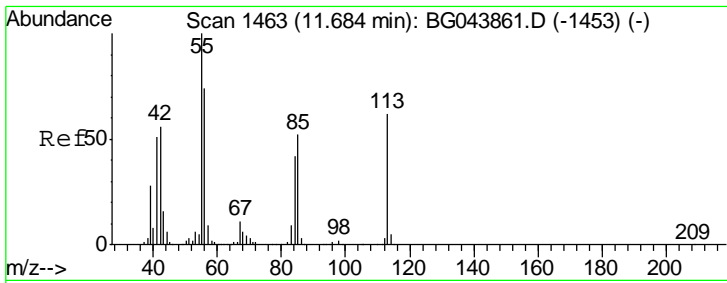
Tgt Ion	Resp	Lower	Upper
127	352043		
129	33.7	26.6	40.0
65	29.1	23.3	34.9
92	18.7	14.7	22.1



#34  
 Hexachlorobutadiene  
 Concen: 40.089 ng  
 RT: 11.08 min Scan# 1360  
 Delta R.T. -0.04 min  
 Lab File: BG044151.D  
 Acq: 22 Jan 2020 9:29

Tgt Ion	Resp	Lower	Upper
225	165189		
223	61.9	52.2	78.4
227	64.4	52.1	78.1

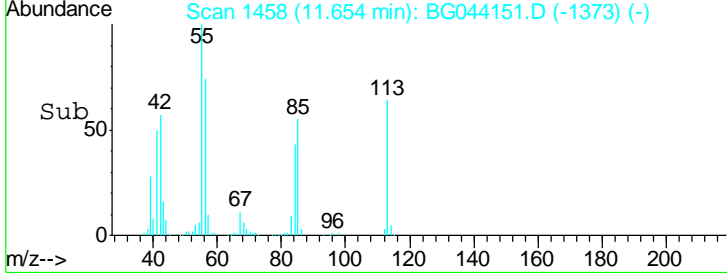
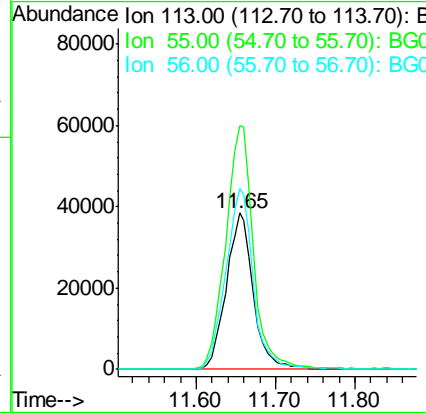
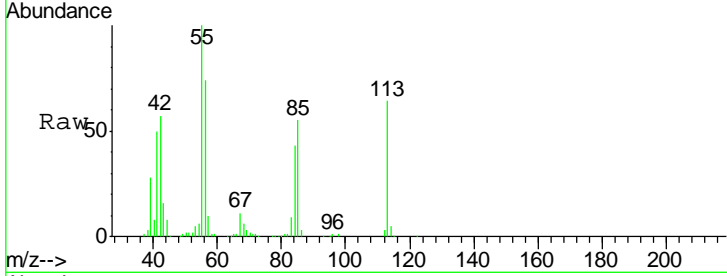




#35  
 Caprolactam  
 Concen: 40.311 ng  
 RT: 11.65 min Scan# 1458  
 Delta R.T. -0.03 min  
 Lab File: BG044151.D  
 Acq: 22 Jan 2020 9:29

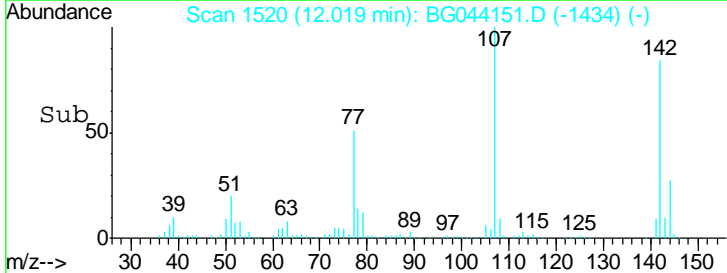
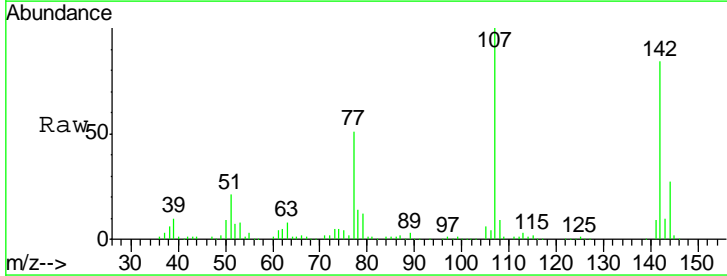
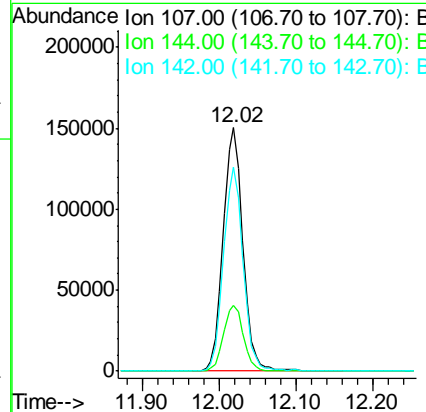
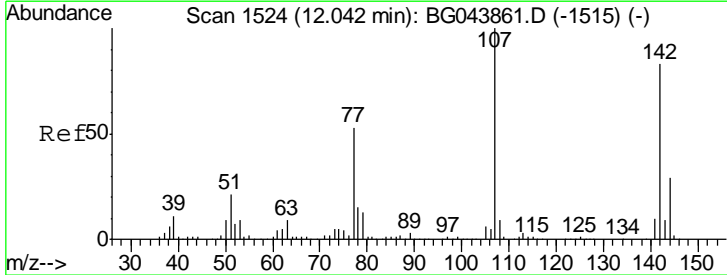
Instrument :  
 BNA\_G  
 ClientSampleId :  
 SSTDCCC040

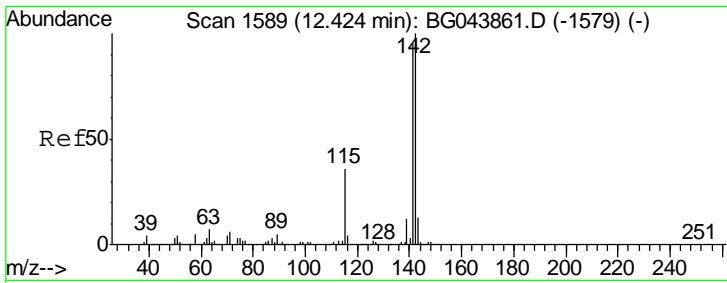
Tgt Ion	Resp	Lower	Upper
113	100		
55	155.9	142.5	182.5
56	116.2	101.4	141.4



#36  
 4-Chloro-3-methylphenol  
 Concen: 41.611 ng  
 RT: 12.02 min Scan# 1520  
 Delta R.T. -0.02 min  
 Lab File: BG044151.D  
 Acq: 22 Jan 2020 9:29

Tgt Ion	Resp	Lower	Upper
107	100		
144	27.1	23.4	35.2
142	84.0	66.3	99.5

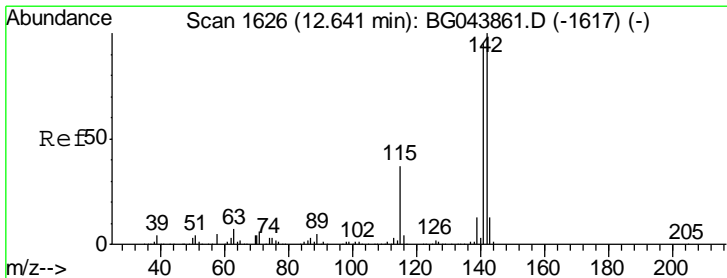
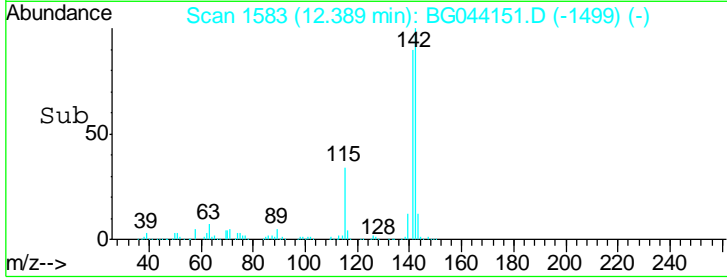
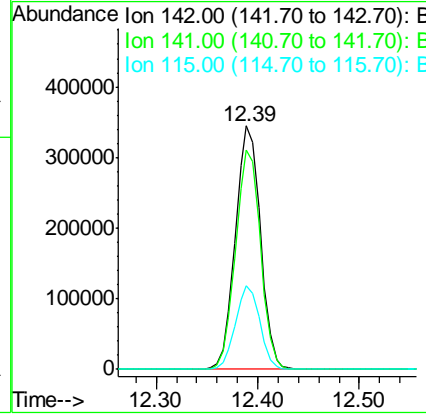
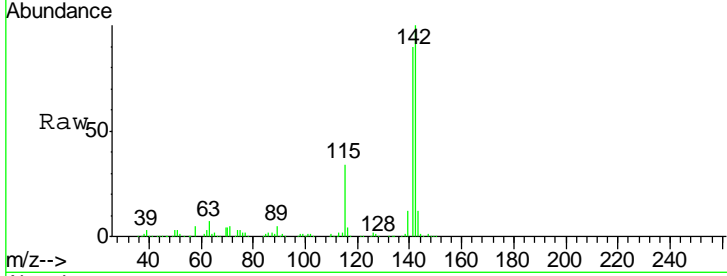




#37  
 2-Methylnaphthalene  
 Concen: 42.181 ng  
 RT: 12.39 min Scan# 1583  
 Delta R.T. -0.04 min  
 Lab File: BG044151.D  
 Acq: 22 Jan 2020 9:29

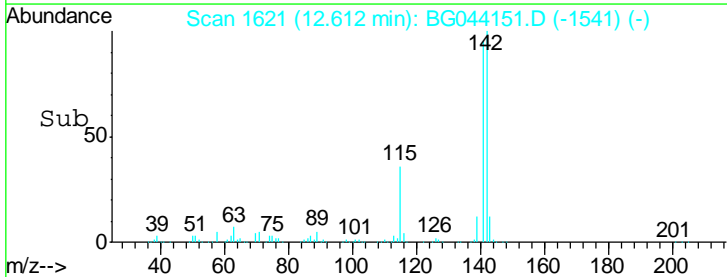
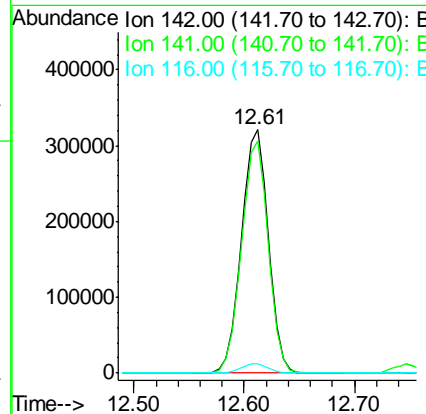
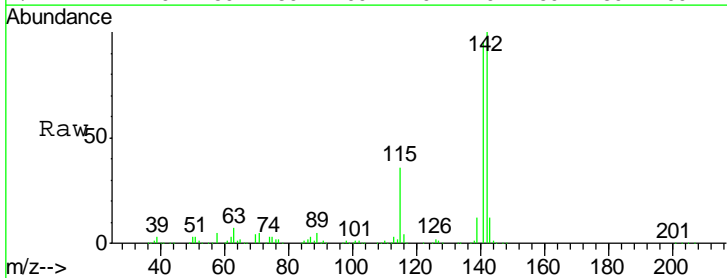
Instrument :  
 BNA\_G  
 ClientSampled :  
 SSTDCCC040

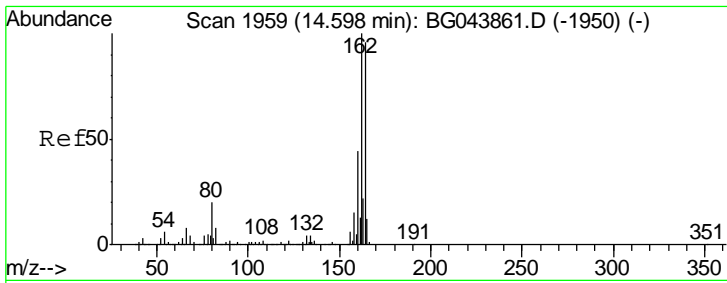
Tgt Ion	Resp	Lower	Upper
142	588106		
141	90.3	75.8	113.8
115	34.4	28.6	42.8



#38  
 1-Methylnaphthalene  
 Concen: 41.571 ng  
 RT: 12.61 min Scan# 1621  
 Delta R.T. -0.03 min  
 Lab File: BG044151.D  
 Acq: 22 Jan 2020 9:29

Tgt Ion	Resp	Lower	Upper
142	549330		
141	95.3	76.0	114.0
116	4.0	3.1	4.7

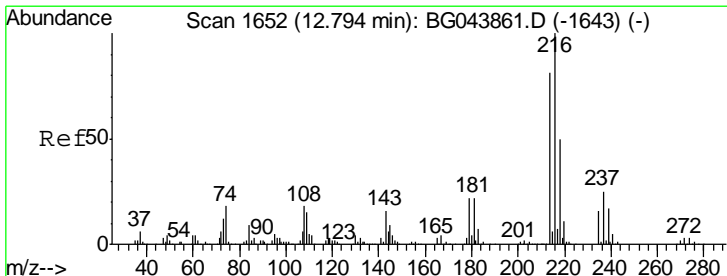
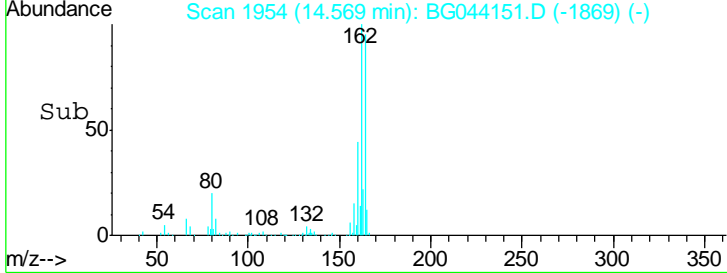
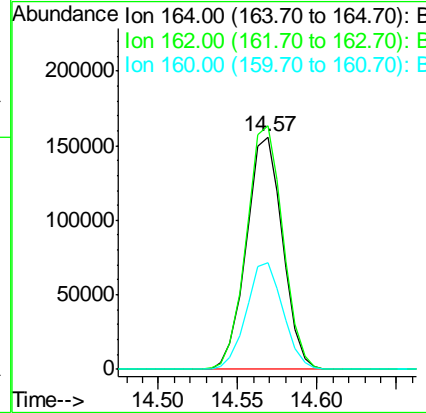
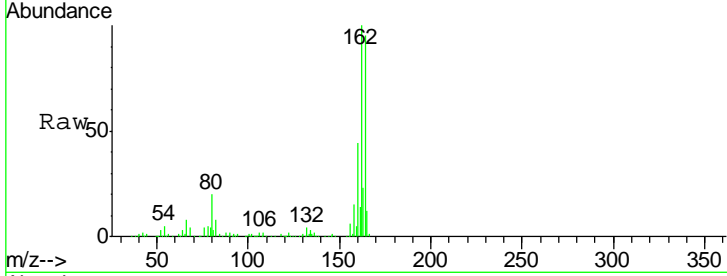




#39  
 Acenaphthene-d10  
 Concen: 20.000 ng  
 RT: 14.57 min Scan# 1954  
 Delta R.T. -0.03 min  
 Lab File: BG044151.D  
 Acq: 22 Jan 2020 9:29

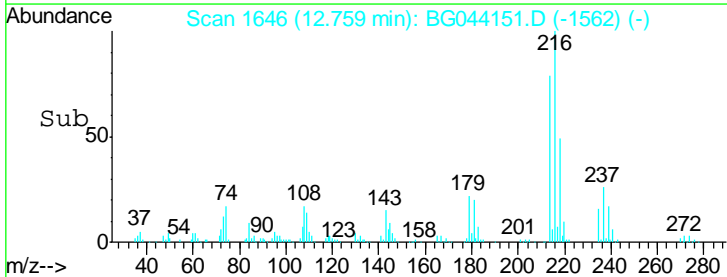
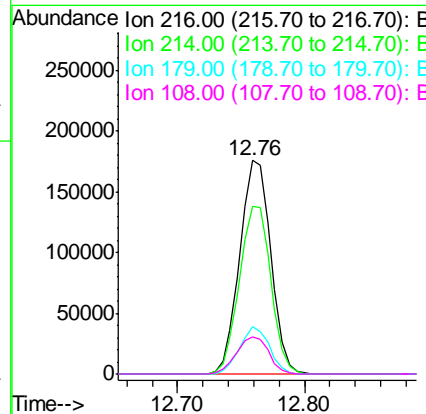
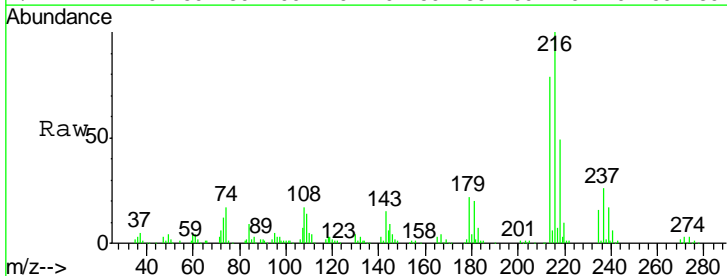
Instrument :  
 BNA\_G  
 ClientSampled :  
 SSTDCCC040

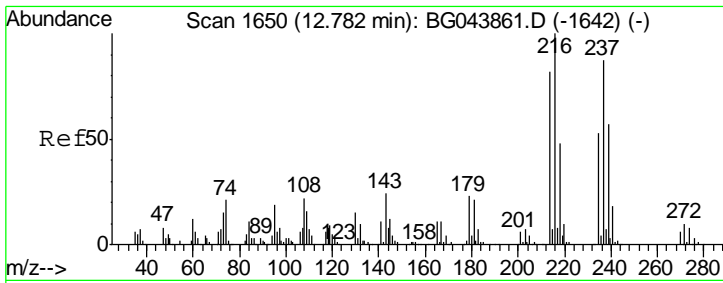
Tgt Ion	Resp	Lower	Upper
164	100		
162	104.8	83.0	124.4
160	45.7	36.1	54.1



#40  
 1,2,4,5-Tetrachlorobenzene  
 Concen: 41.298 ng  
 RT: 12.76 min Scan# 1646  
 Delta R.T. -0.04 min  
 Lab File: BG044151.D  
 Acq: 22 Jan 2020 9:29

Tgt Ion	Resp	Lower	Upper
216	100		
214	79.5	63.8	95.8
179	21.2	17.3	25.9
108	18.2	15.3	22.9

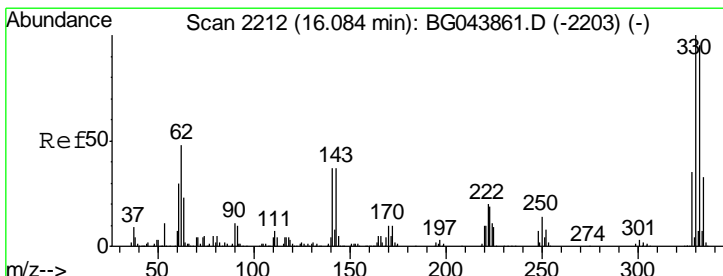
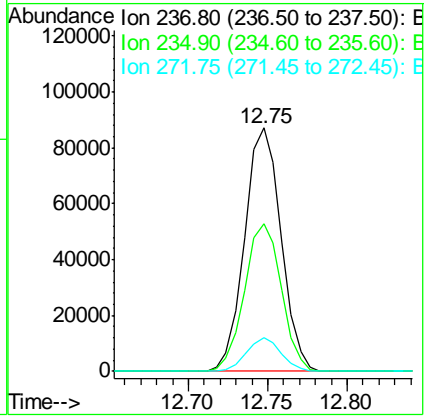
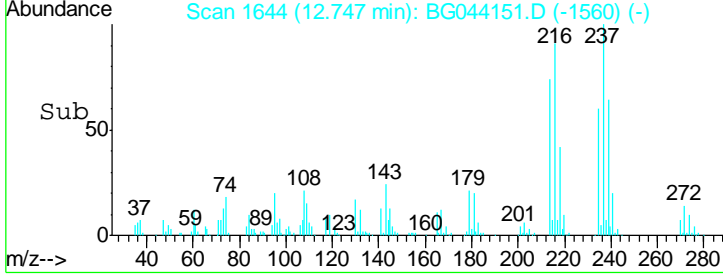
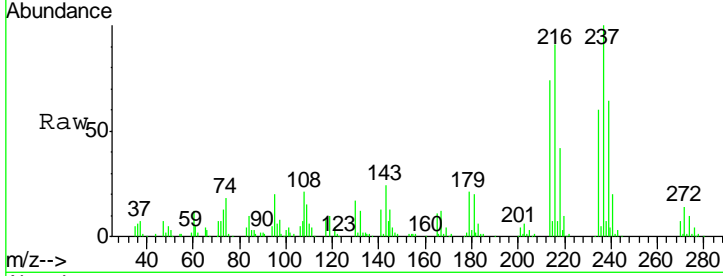




#41  
 Hexachlorocyclopentadiene  
 Concen: 37.135 ng  
 RT: 12.75 min Scan# 1644  
 Delta R.T. -0.04 min  
 Lab File: BG044151.D  
 Acq: 22 Jan 2020 9:29

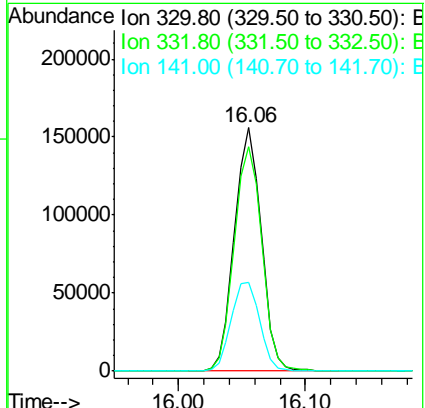
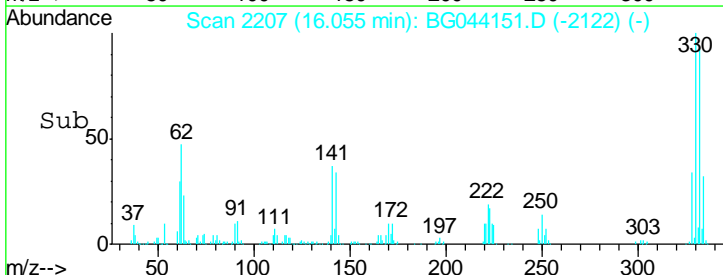
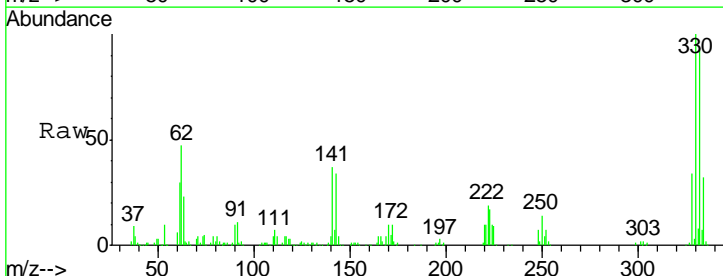
Instrument :  
 BNA\_G  
 ClientSampleId :  
 SSTDCCC040

Tgt Ion	Resp	Lower	Upper
237	138947		
237	100		
235	60.4	41.1	81.1
272	13.8	0.0	31.7

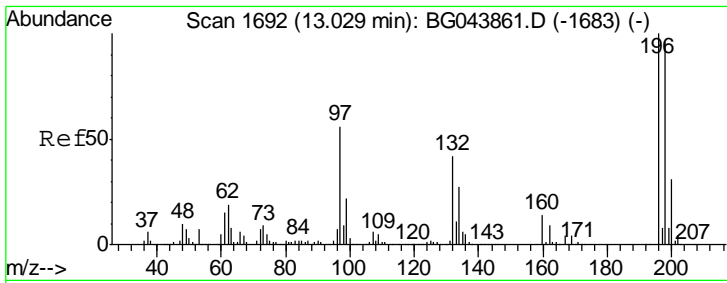


#42  
 2,4,6-Tribromophenol  
 Concen: 89.007 ng  
 RT: 16.06 min Scan# 2207  
 Delta R.T. -0.03 min  
 Lab File: BG044151.D  
 Acq: 22 Jan 2020 9:29

Tgt Ion	Resp	Lower	Upper
330	229353		
330	100		
332	95.2	77.2	115.8
141	38.7	33.1	49.7



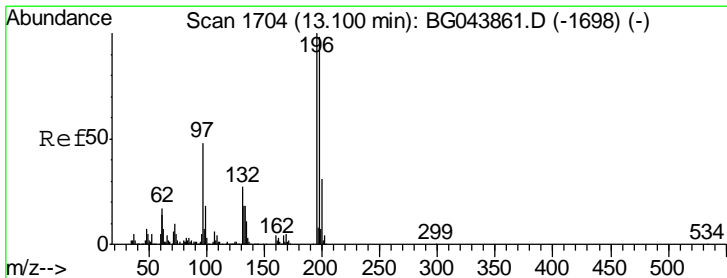
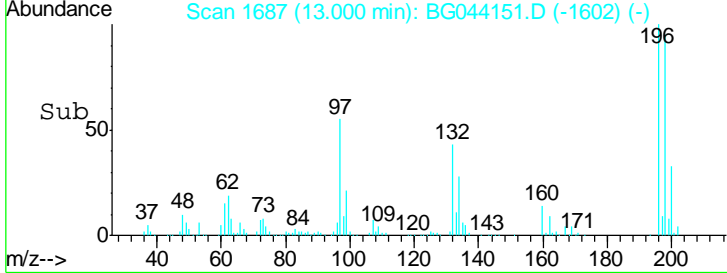
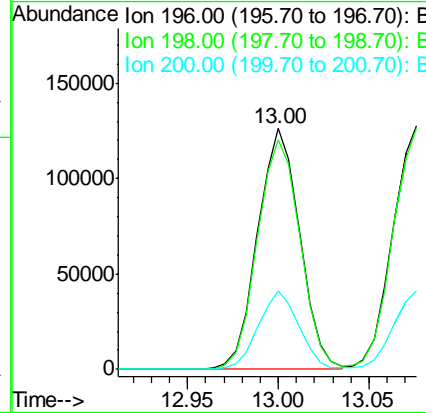
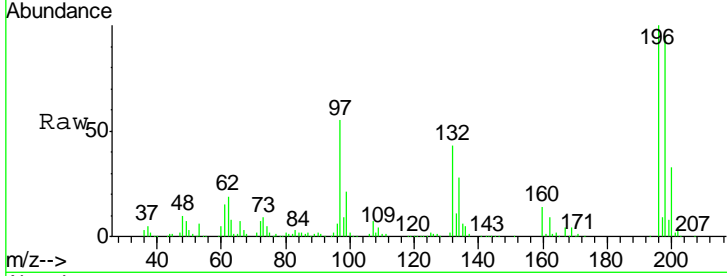




#43  
 2,4,6-Trichlorophenol  
 Concen: 40.873 ng  
 RT: 13.00 min Scan# 1687  
 Delta R.T. -0.03 min  
 Lab File: BG044151.D  
 Acq: 22 Jan 2020 9:29

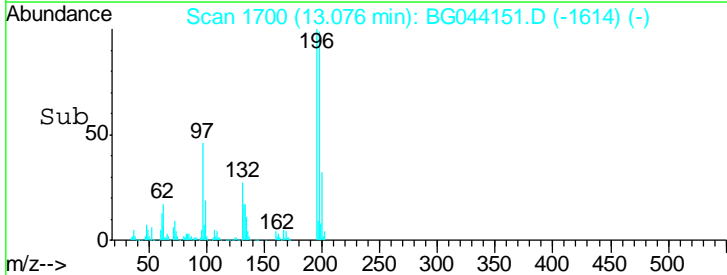
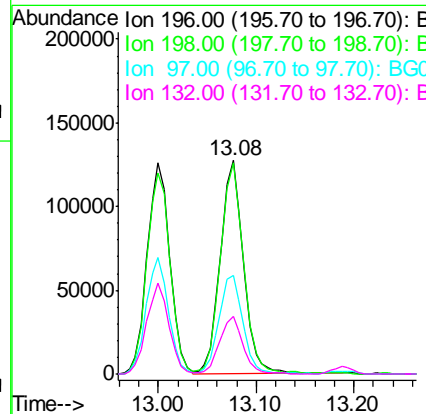
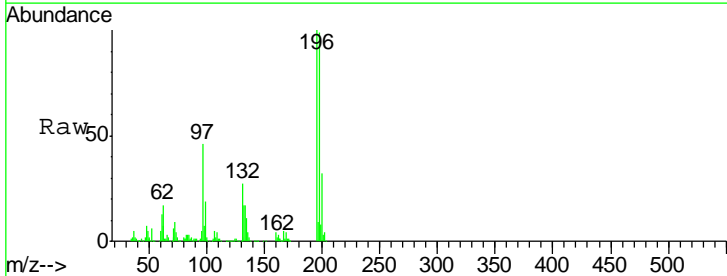
Instrument :  
 BNA\_G  
 ClientSampled :  
 SSTDCCC040

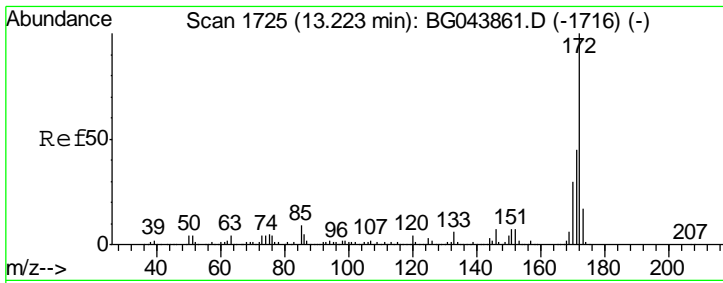
Tgt Ion	Resp	Lower	Upper
196	100		
198	95.2	76.6	115.0
200	32.5	24.6	37.0



#44  
 2,4,5-Trichlorophenol  
 Concen: 41.085 ng  
 RT: 13.08 min Scan# 1700  
 Delta R.T. -0.02 min  
 Lab File: BG044151.D  
 Acq: 22 Jan 2020 9:29

Tgt Ion	Resp	Lower	Upper
196	100		
198	98.8	78.3	117.5
97	46.2	38.8	58.2
132	26.9	21.3	31.9

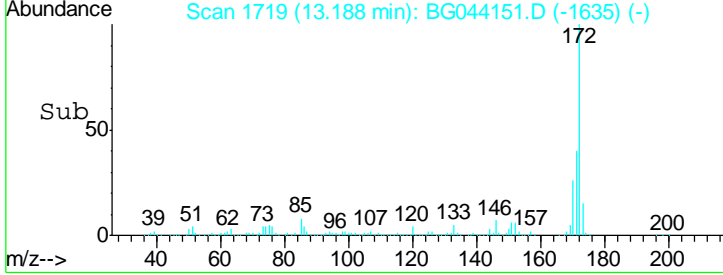
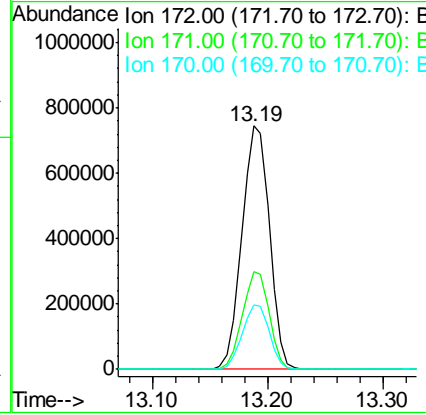
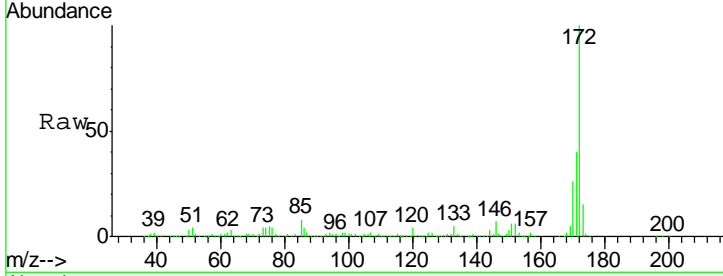




#45  
 2-Fluorobiphenyl  
 Concen: 90.255 ng  
 RT: 13.19 min Scan# 1719  
 Delta R.T. -0.04 min  
 Lab File: BG044151.D  
 Acq: 22 Jan 2020 9:29

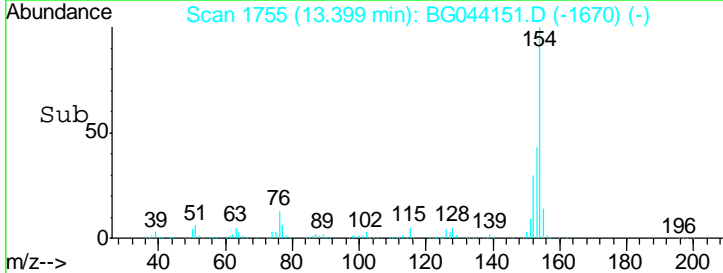
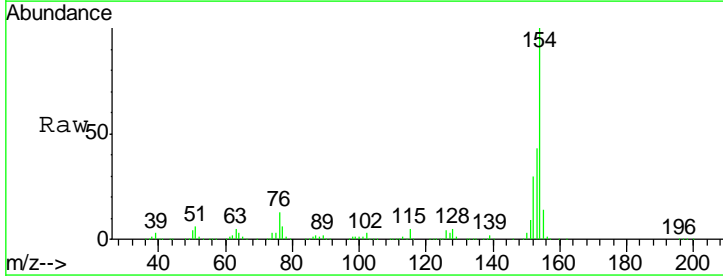
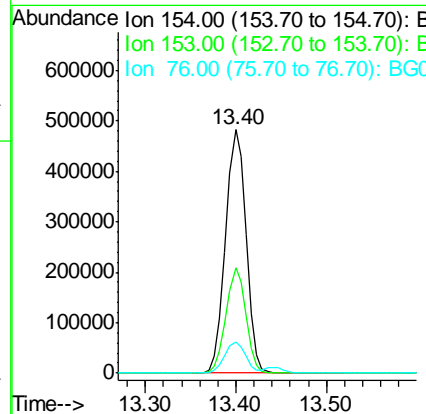
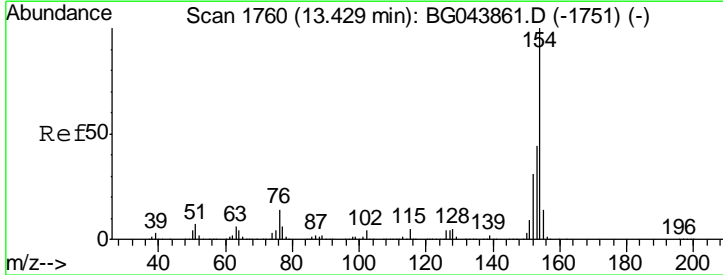
Instrument :  
 BNA\_G  
 ClientSampled :  
 SSTDCCC040

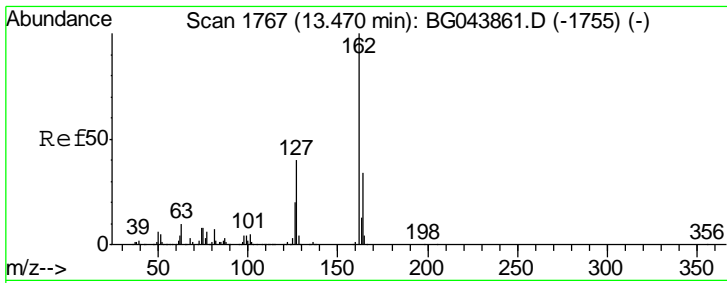
Tgt Ion	Resp	Lower	Upper
172	100		
171	40.1	35.8	53.8
170	26.4	24.2	36.4



#46  
 1,1'-Biphenyl  
 Concen: 42.779 ng  
 RT: 13.40 min Scan# 1755  
 Delta R.T. -0.03 min  
 Lab File: BG044151.D  
 Acq: 22 Jan 2020 9:29

Tgt Ion	Resp	Lower	Upper
154	100		
153	43.2	23.6	63.6
76	12.9	0.0	34.4

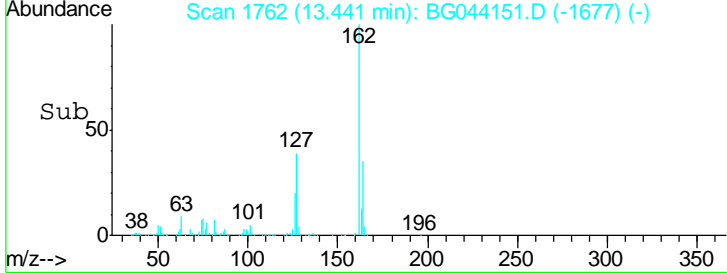
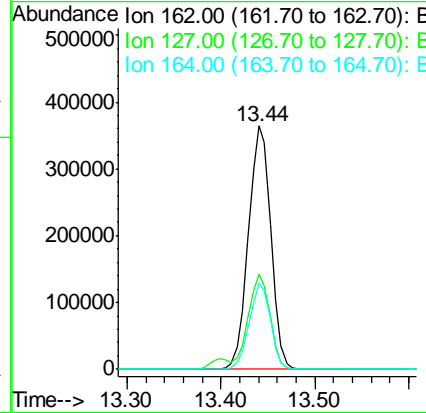
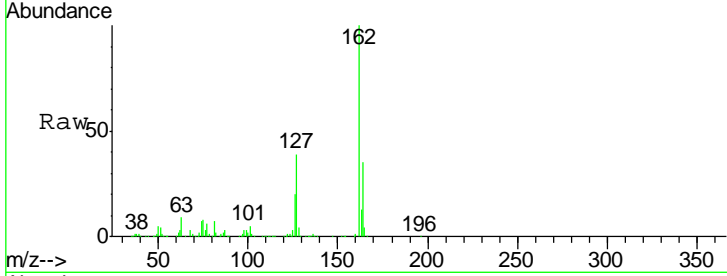




#47  
 2-Chloronaphthalene  
 Concen: 41.887 ng  
 RT: 13.44 min Scan# 1762  
 Delta R.T. -0.03 min  
 Lab File: BG044151.D  
 Acq: 22 Jan 2020 9:29

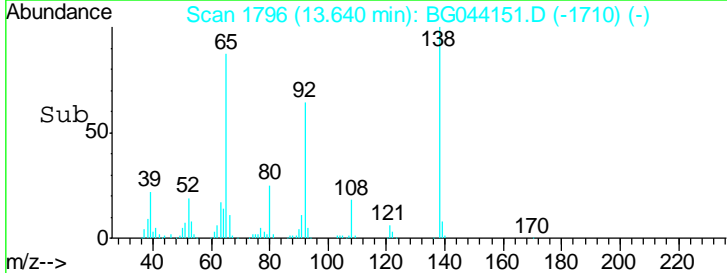
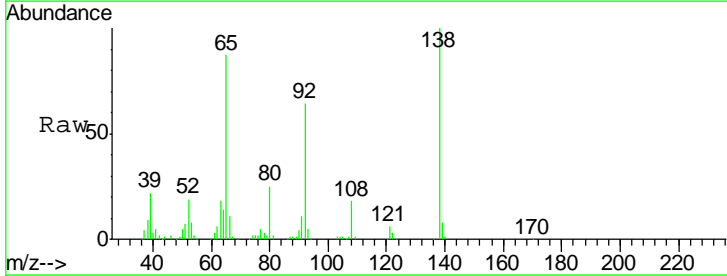
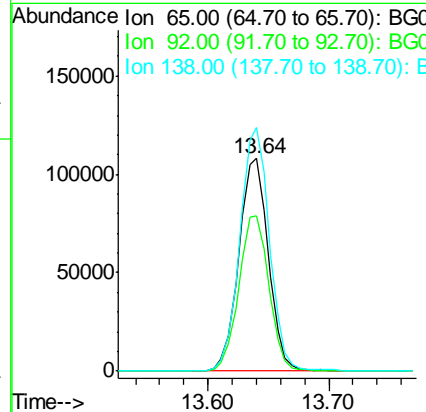
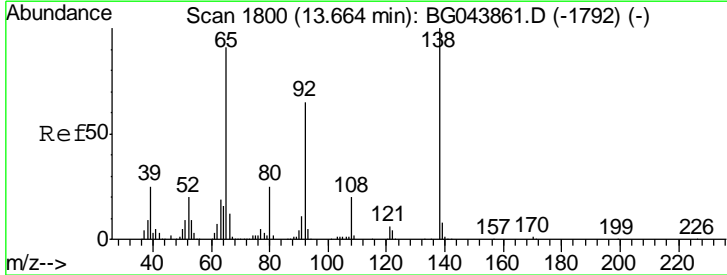
Instrument : BNA\_G  
 ClientSampled : SSTDCCC040

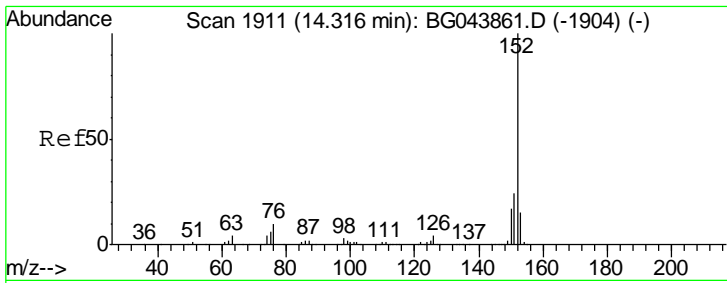
Tgt Ion	Resp	Lower	Upper
162	100		
127	39.0	32.1	48.1
164	35.2	27.5	41.3



#48  
 2-Nitroaniline  
 Concen: 40.314 ng  
 RT: 13.64 min Scan# 1796  
 Delta R.T. -0.02 min  
 Lab File: BG044151.D  
 Acq: 22 Jan 2020 9:29

Tgt Ion	Resp	Lower	Upper
65	100		
92	73.2	57.4	86.2
138	114.7	88.2	132.4

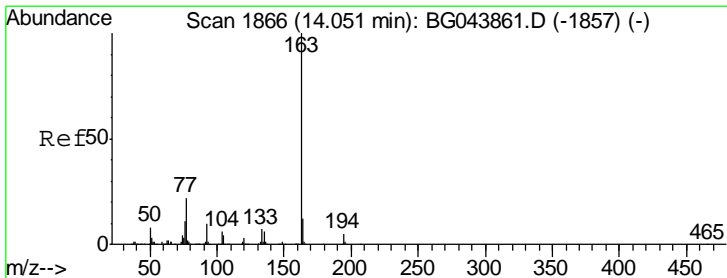

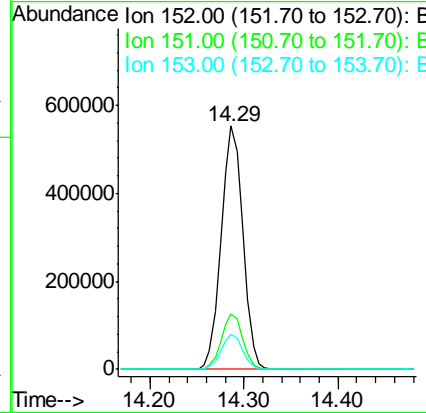
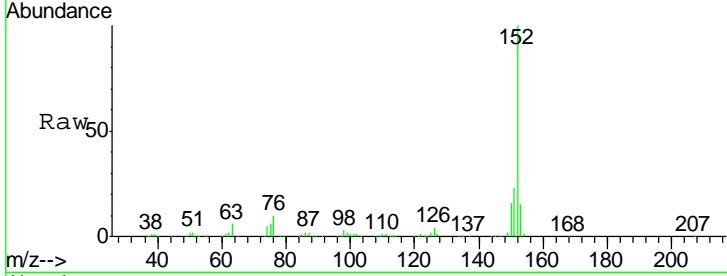




#49  
 Acenaphthylene  
 Concen: 43.533 ng  
 RT: 14.29 min Scan# 1906  
 Delta R.T. -0.03 min  
 Lab File: BG044151.D  
 Acq: 22 Jan 2020 9:29

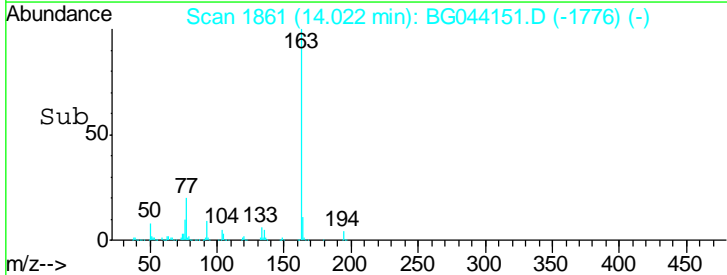
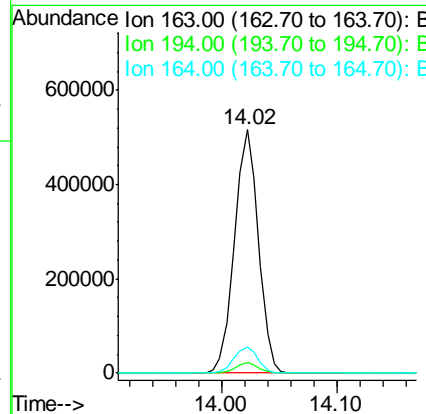
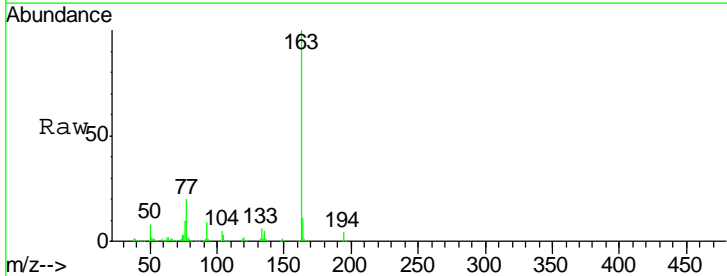
Instrument :  
 BNA\_G  
 ClientSampleId :  
 SSTDCCC040

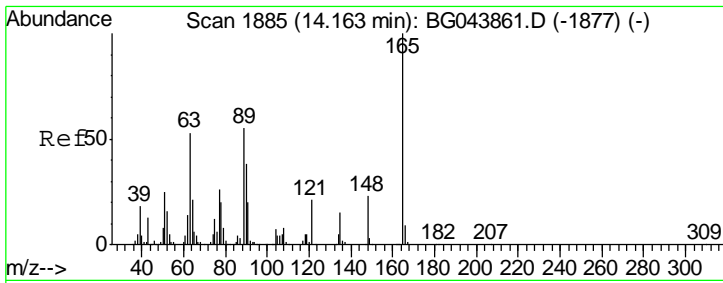
Tgt Ion	Resp	Lower	Upper
152	100		
151	22.9	19.4	29.2
153	14.6	12.0	18.0



#50  
 Dimethylphthalate  
 Concen: 42.151 ng  
 RT: 14.02 min Scan# 1861  
 Delta R.T. -0.03 min  
 Lab File: BG044151.D  
 Acq: 22 Jan 2020 9:29

Tgt Ion	Resp	Lower	Upper
163	100		
194	4.3	3.7	5.5
164	10.8	9.3	13.9

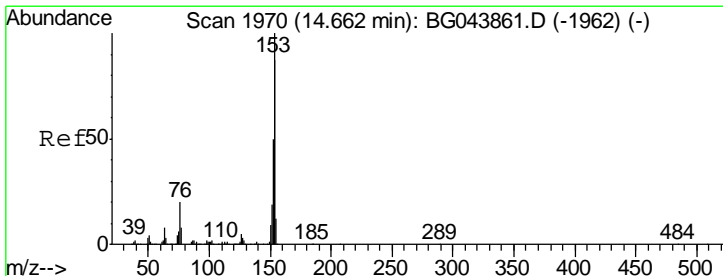
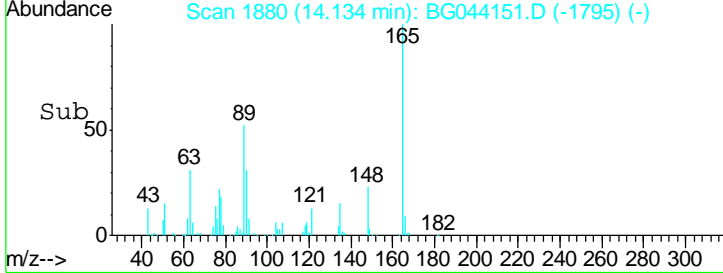
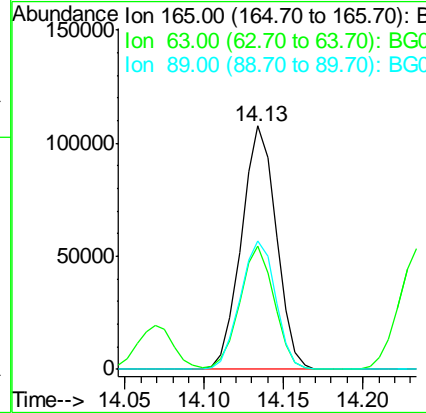
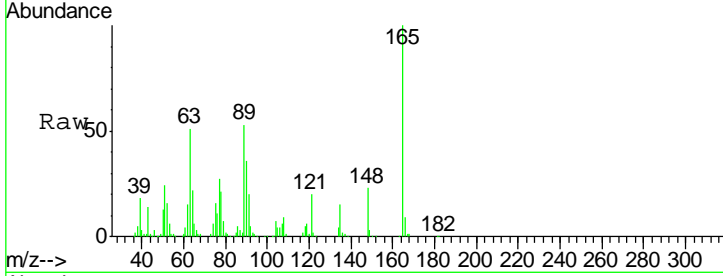




#51  
 2,6-Dinitrotoluene  
 Concen: 41.528 ng  
 RT: 14.13 min Scan# 1880  
 Delta R.T. -0.03 min  
 Lab File: BG044151.D  
 Acq: 22 Jan 2020 9:29

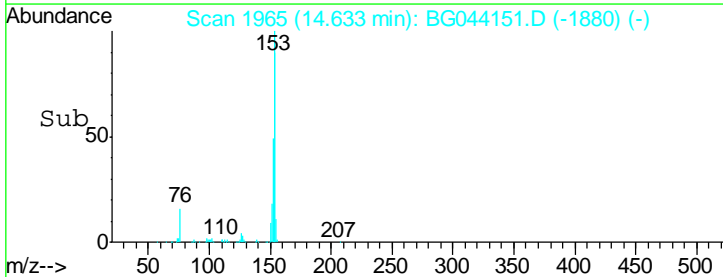
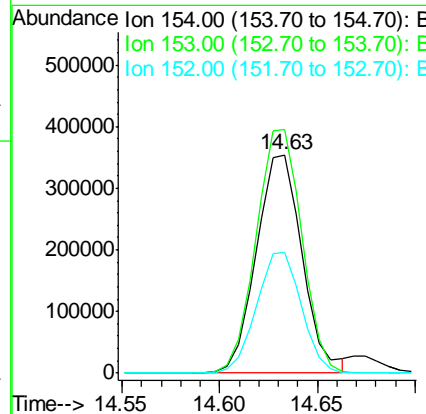
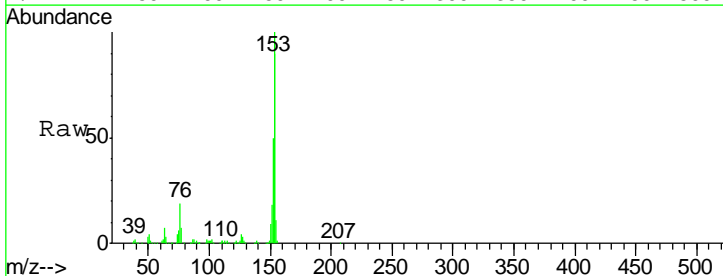
Instrument :  
 BNA\_G  
 ClientSampleId :  
 SSTDCCC040

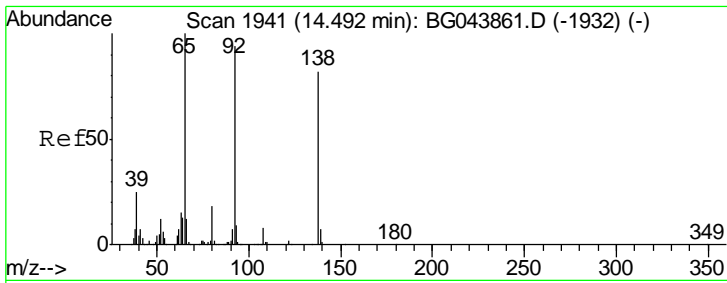
Tgt Ion	Resp	Lower	Upper
165	100		
63	50.7	43.1	64.7
89	52.8	43.8	65.6



#52  
 Acenaphthene  
 Concen: 40.133 ng  
 RT: 14.63 min Scan# 1965  
 Delta R.T. -0.03 min  
 Lab File: BG044151.D  
 Acq: 22 Jan 2020 9:29

Tgt Ion	Resp	Lower	Upper
154	100		
153	111.4	91.6	137.4
152	55.2	45.4	68.0

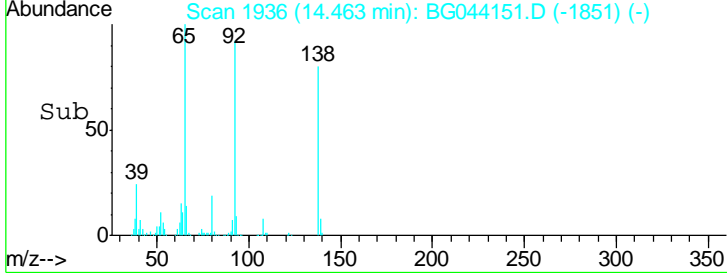
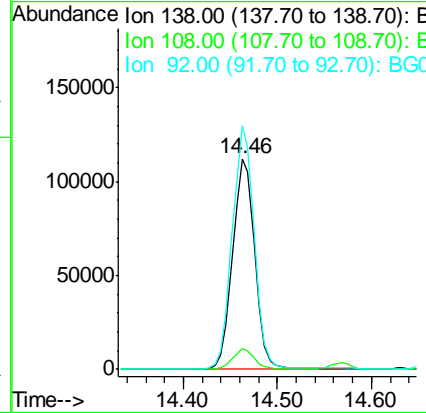
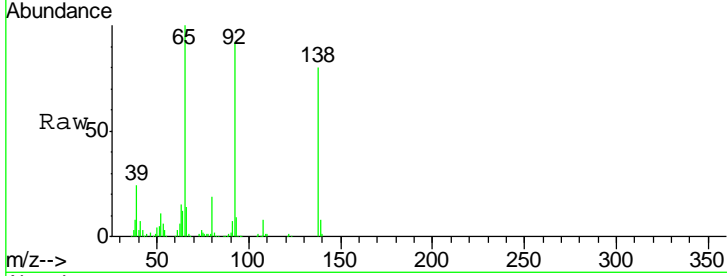




#53  
 3-Nitroaniline  
 Concen: 41.174 ng  
 RT: 14.46 min Scan# 1936  
 Delta R.T. -0.03 min  
 Lab File: BG044151.D  
 Acq: 22 Jan 2020 9:29

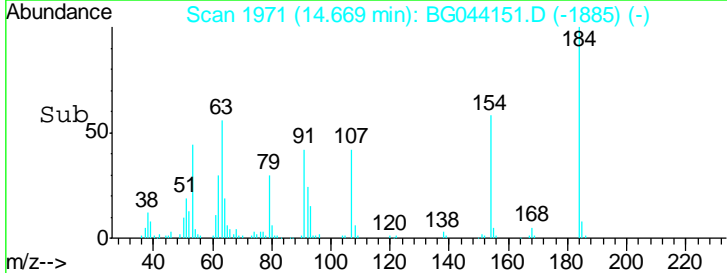
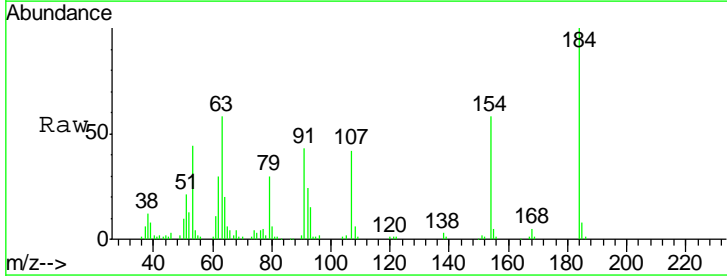
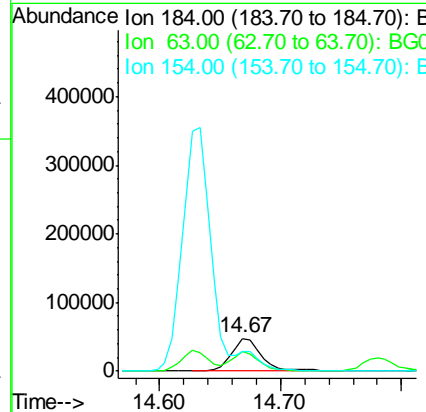
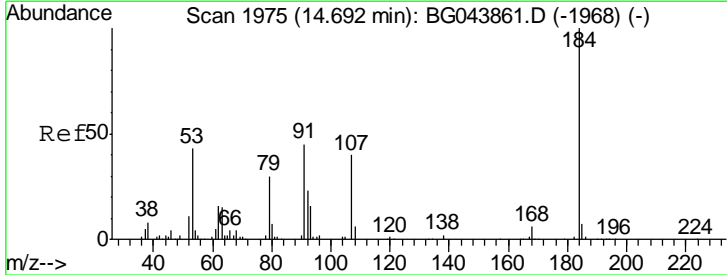
Instrument :  
 BNA\_G  
 ClientSampleId :  
 SSTDCCC040

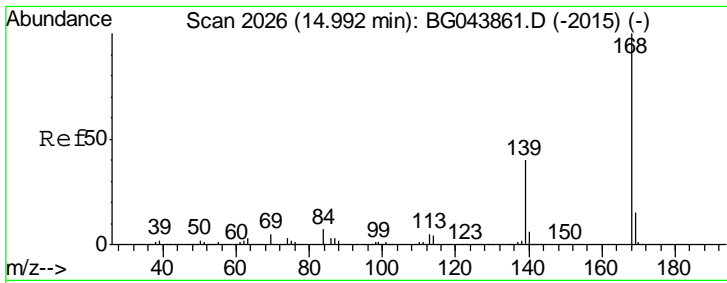
Tgt Ion	Resp	Lower	Upper
138	184767		
108	9.9	7.4	11.2
92	115.7	92.1	138.1



#54  
 2,4-Dinitrophenol  
 Concen: 43.964 ng  
 RT: 14.67 min Scan# 1971  
 Delta R.T. -0.02 min  
 Lab File: BG044151.D  
 Acq: 22 Jan 2020 9:29

Tgt Ion	Resp	Lower	Upper
184	83170		
63	57.6	46.6	70.0
154	57.8	50.2	75.4

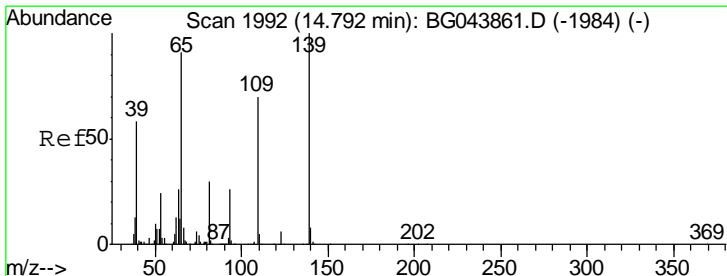
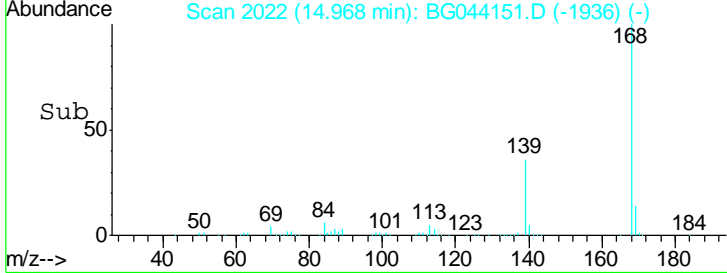
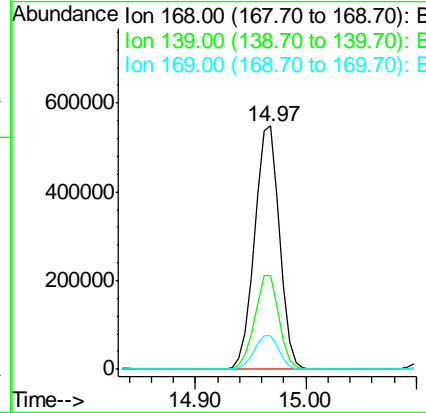





#55  
 Dibenzofuran  
 Concen: 43.744 ng  
 RT: 14.97 min Scan# 2022  
 Delta R.T. -0.02 min  
 Lab File: BG044151.D  
 Acq: 22 Jan 2020 9:29

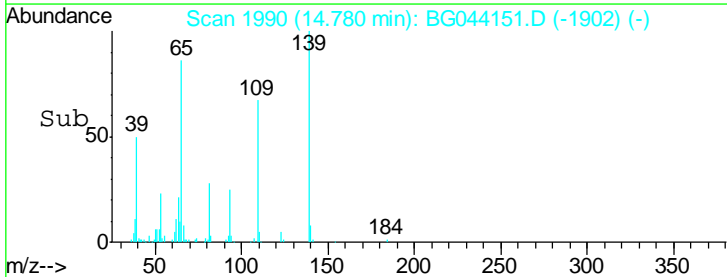
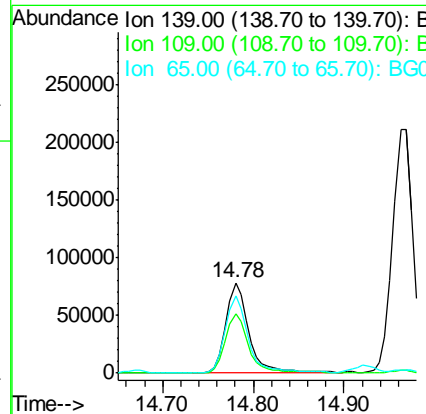
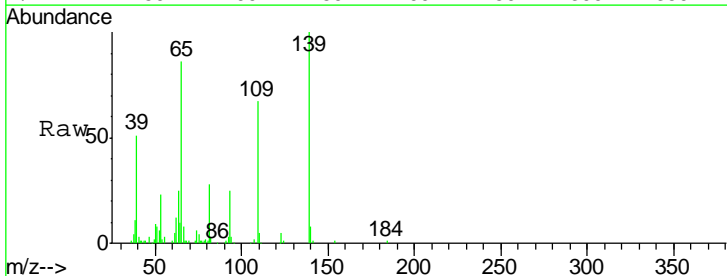
Instrument :  
 BNA\_G  
 ClientSampleId :  
 SSTDCCC040

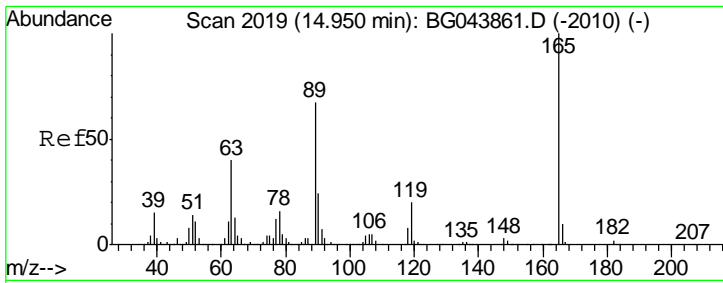
Tgt Ion	Resp	Lower	Upper
168	100		
139	38.4	32.2	48.2
169	14.0	12.2	18.2



#56  
 4-Nitrophenol  
 Concen: 40.546 ng  
 RT: 14.78 min Scan# 1990  
 Delta R.T. -0.01 min  
 Lab File: BG044151.D  
 Acq: 22 Jan 2020 9:29

Tgt Ion	Resp	Lower	Upper
139	100		
109	66.5	50.4	90.4
65	86.1	71.4	111.4

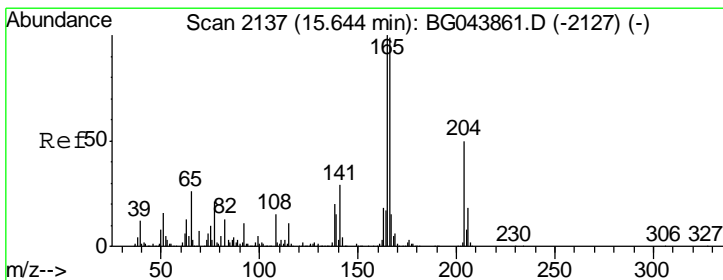
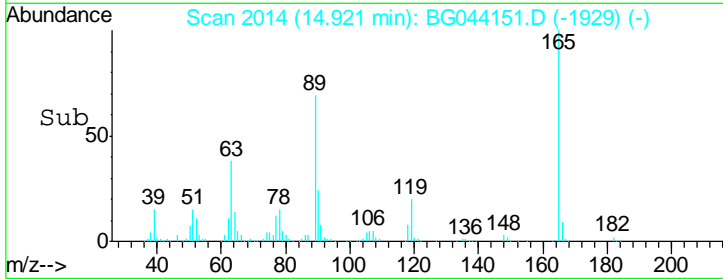
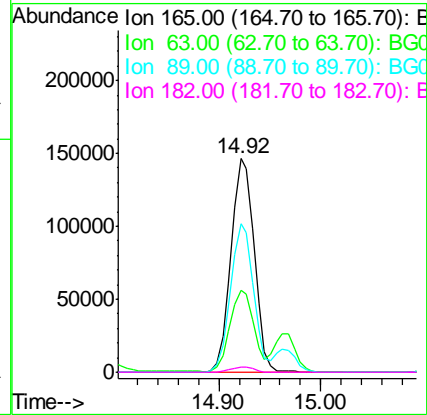
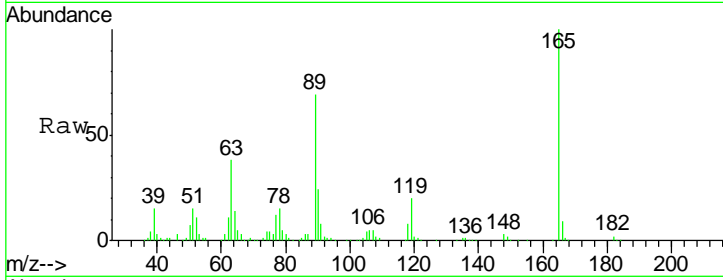




#57  
 2,4-Dinitrotoluene  
 Concen: 43.332 ng  
 RT: 14.92 min Scan# 2014  
 Delta R.T. -0.03 min  
 Lab File: BG044151.D  
 Acq: 22 Jan 2020 9:29

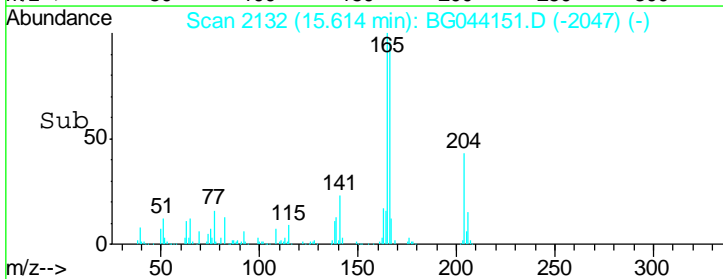
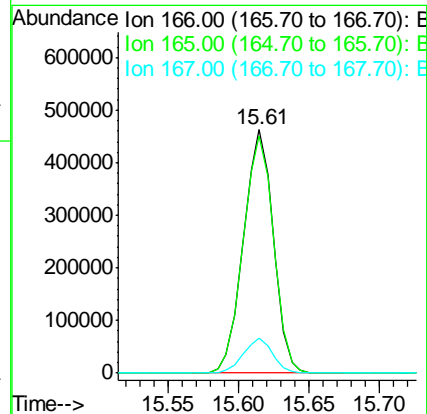
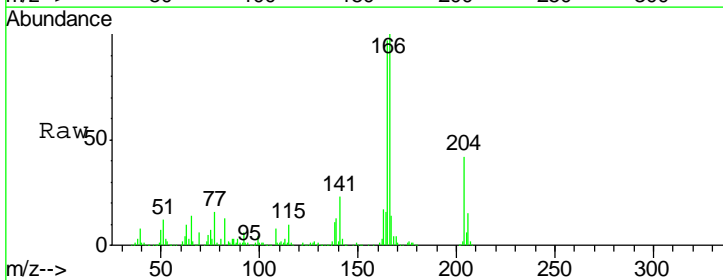
Instrument :  
 BNA\_G  
 ClientSampleId :  
 SSTDCCC040

Tgt Ion	Resp	Lower	Upper
165	100		
63	38.3	31.9	47.9
89	69.3	53.8	80.6
182	2.4	2.0	3.0

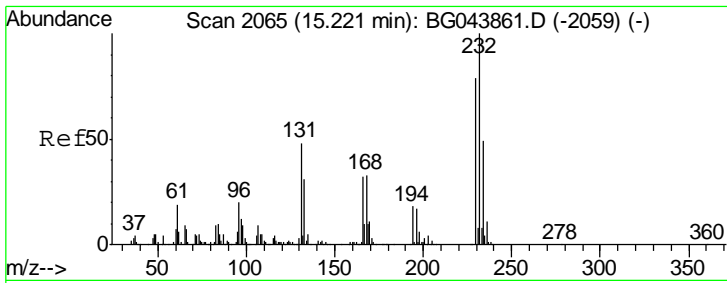


#58  
 Fluorene  
 Concen: 43.598 ng  
 RT: 15.61 min Scan# 2132  
 Delta R.T. -0.03 min  
 Lab File: BG044151.D  
 Acq: 22 Jan 2020 9:29

Tgt Ion	Resp	Lower	Upper
166	100		
165	97.3	80.8	121.2
167	14.3	12.1	18.1



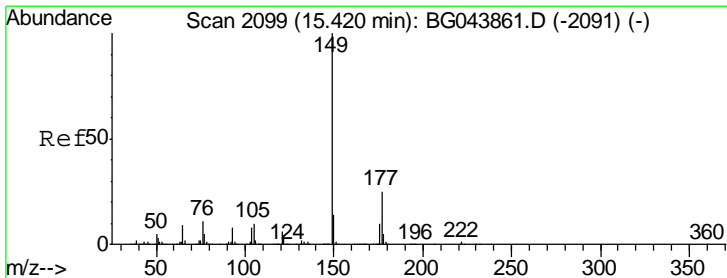
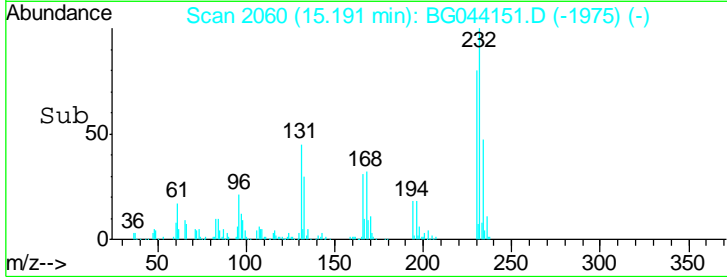
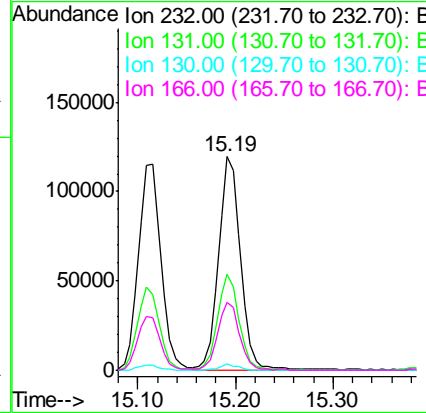
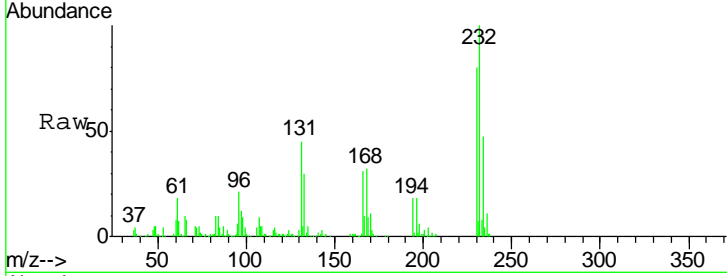




#59  
 2,3,4,6-Tetrachlorophenol  
 Concen: 41.910 ng  
 RT: 15.19 min Scan# 2060  
 Delta R.T. -0.03 min  
 Lab File: BG044151.D  
 Acq: 22 Jan 2020 9:29

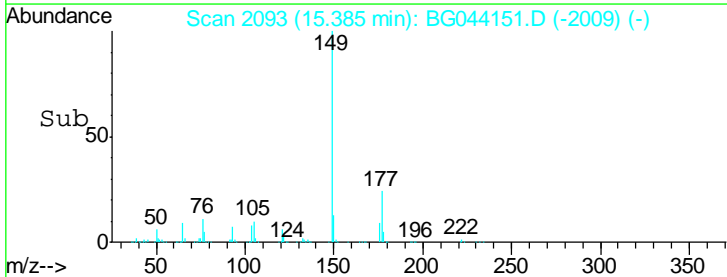
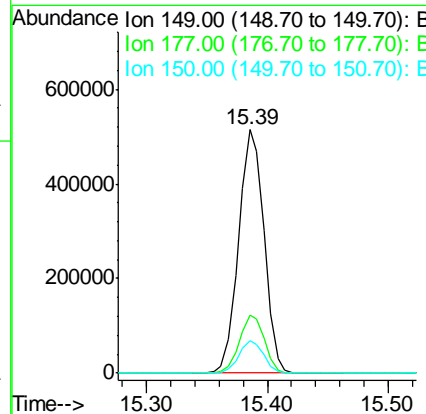
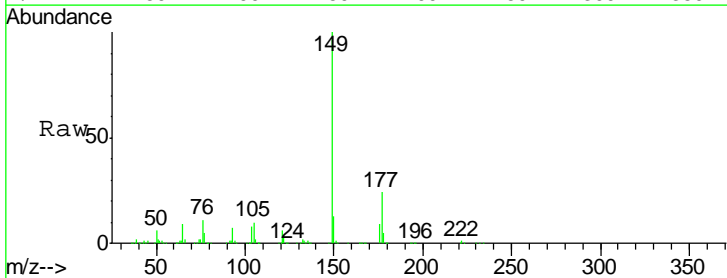
Instrument :  
 BNA\_G  
 ClientSampled :  
 SSTDCCC040

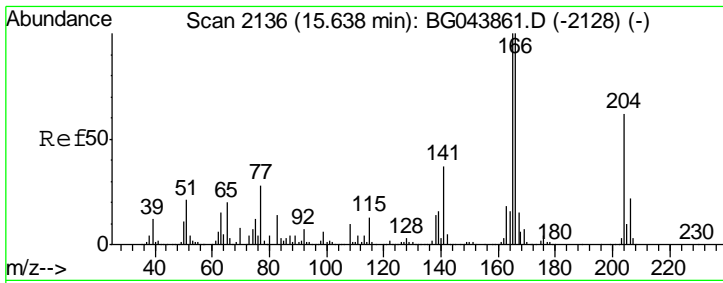
Tgt Ion	Resp	Lower	Upper
232	184581		
131	43.9	38.2	57.2
130	2.5	2.2	3.2
166	31.7	26.4	39.6



#60  
 Diethylphthalate  
 Concen: 43.131 ng  
 RT: 15.39 min Scan# 2093  
 Delta R.T. -0.04 min  
 Lab File: BG044151.D  
 Acq: 22 Jan 2020 9:29

Tgt Ion	Resp	Lower	Upper
149	754230		
177	23.7	20.0	30.0
150	13.4	11.1	16.7

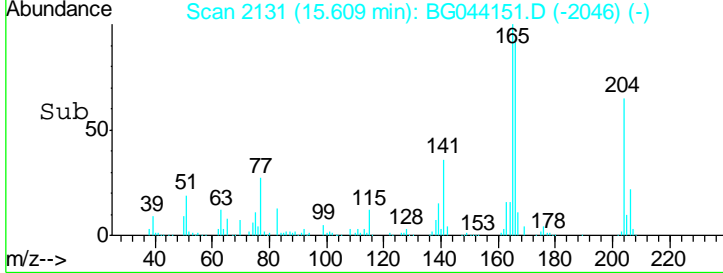
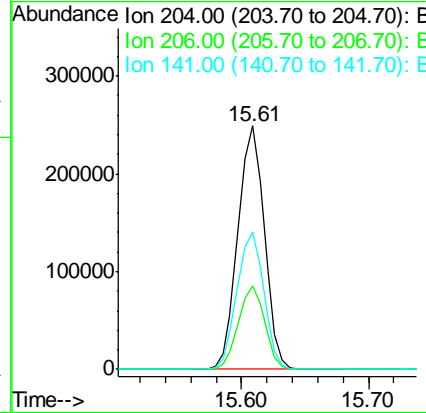
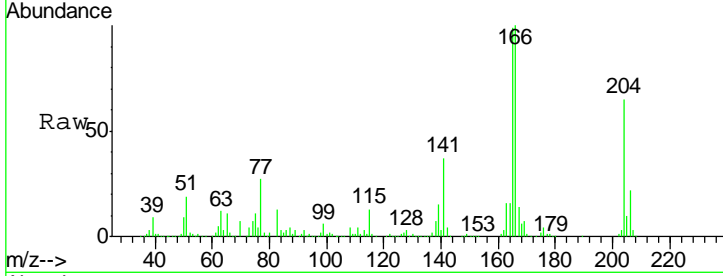




#61  
 4-Chlorophenyl-phenylether  
 Concen: 42.032 ng  
 RT: 15.61 min Scan# 2131  
 Delta R.T. -0.03 min  
 Lab File: BG044151.D  
 Acq: 22 Jan 2020 9:29

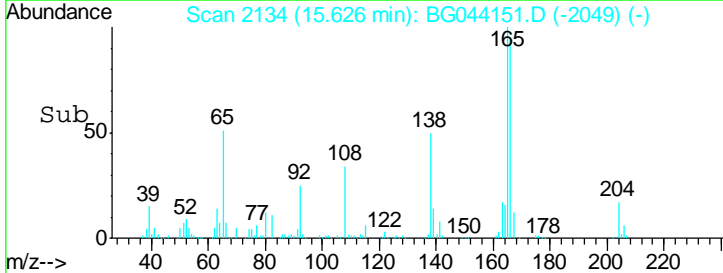
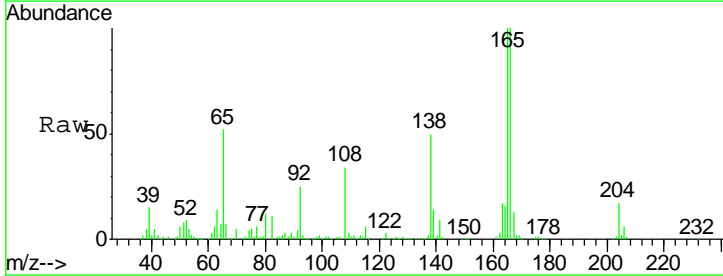
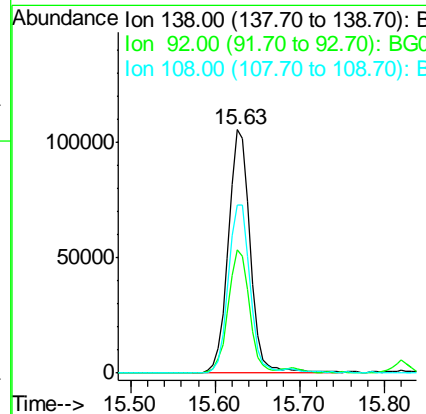
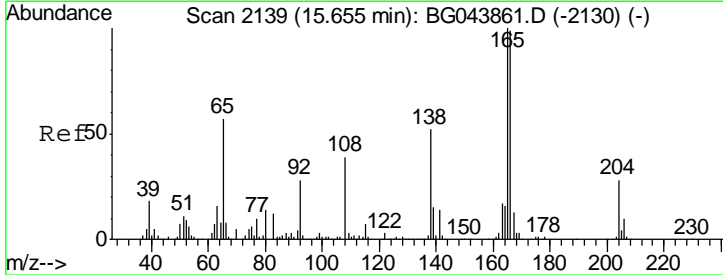
Instrument :  
 BNA\_G  
 ClientSampled :  
 SSTDCCC040

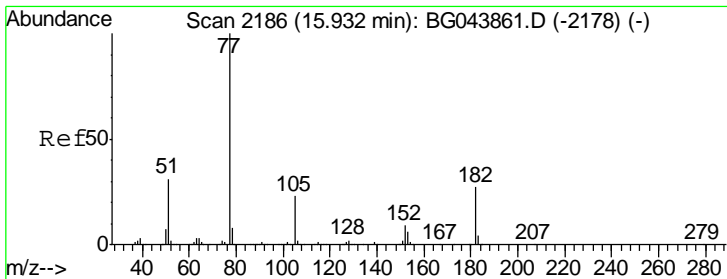
Tgt Ion	Resp	Lower	Upper
204	358094		
204	100		
206	34.4	28.2	42.2
141	56.5	48.2	72.2



#62  
 4-Nitroaniline  
 Concen: 42.662 ng  
 RT: 15.63 min Scan# 2134  
 Delta R.T. -0.03 min  
 Lab File: BG044151.D  
 Acq: 22 Jan 2020 9:29

Tgt Ion	Resp	Lower	Upper
138	189057		
138	100		
92	50.8	34.3	74.3
108	69.0	55.0	95.0

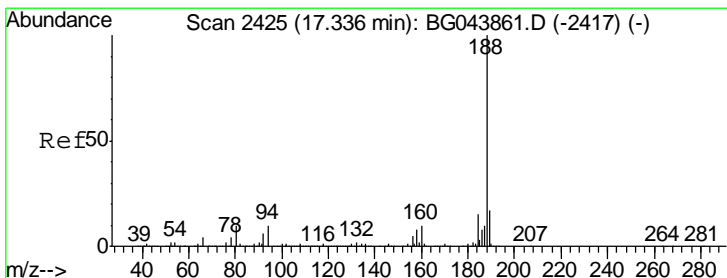
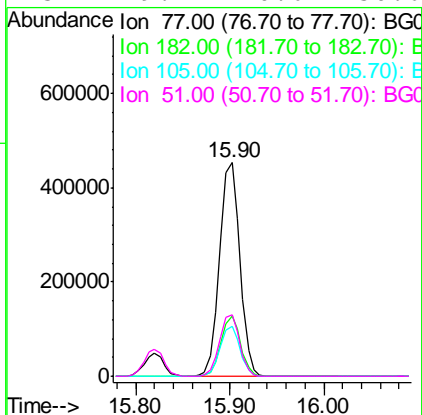
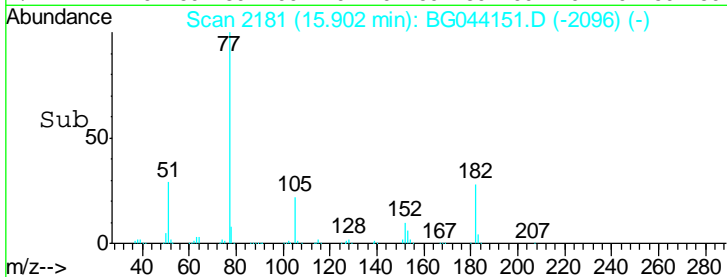
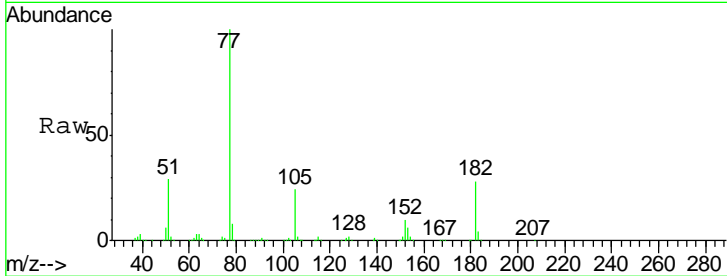




#63  
 Azobenzene  
 Concen: 42.154 ng  
 RT: 15.90 min Scan# 2181  
 Delta R.T. -0.03 min  
 Lab File: BG044151.D  
 Acq: 22 Jan 2020 9:29

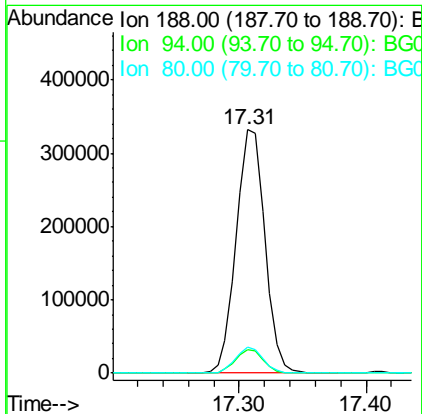
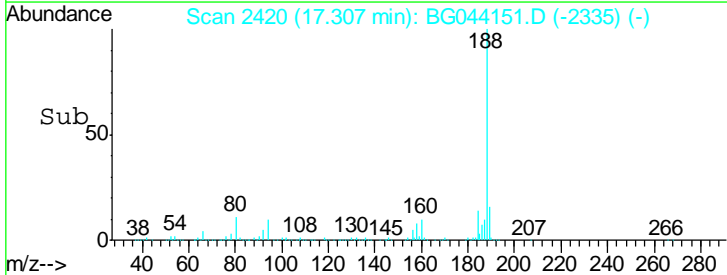
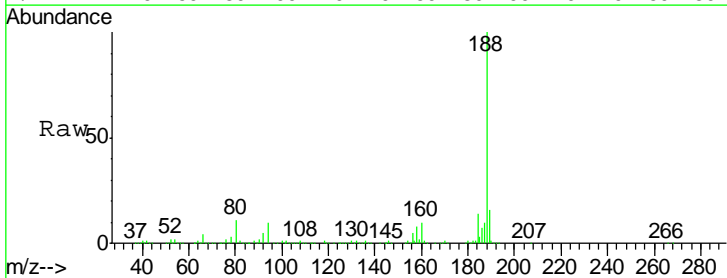
Instrument :  
 BNA\_G  
 ClientSampleId :  
 SSTDCCC040

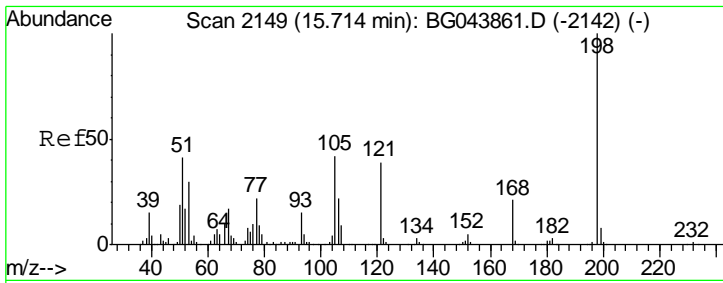
Tgt Ion	Resp	Lower	Upper
77	100		
182	28.0	7.3	47.3
105	23.7	3.2	43.2
51	29.1	10.6	50.6



#64  
 Phenanthrene-d10  
 Concen: 20.000 ng  
 RT: 17.31 min Scan# 2420  
 Delta R.T. -0.03 min  
 Lab File: BG044151.D  
 Acq: 22 Jan 2020 9:29

Tgt Ion	Resp	Lower	Upper
188	100		
94	9.6	7.9	11.9
80	10.5	8.2	12.4

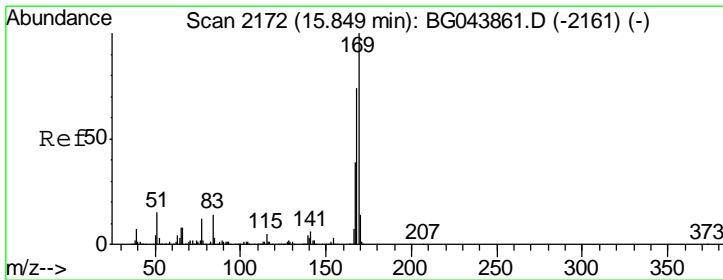
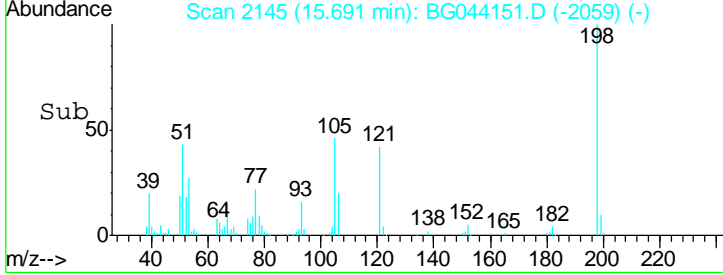
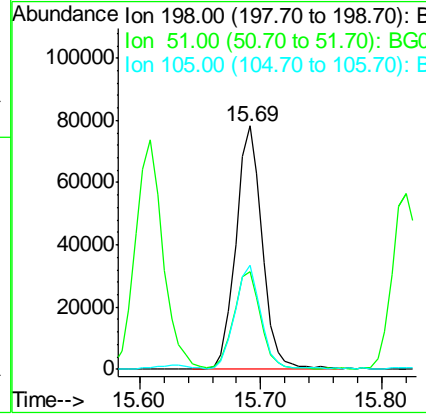
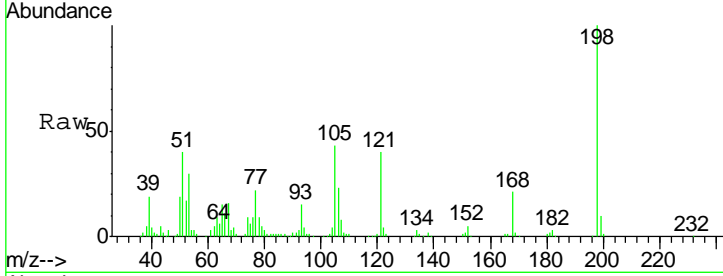




#65  
 4,6-Dinitro-2-methylphenol  
 Concen: 44.632 ng  
 RT: 15.69 min Scan# 2145  
 Delta R.T. -0.02 min  
 Lab File: BG044151.D  
 Acq: 22 Jan 2020 9:29

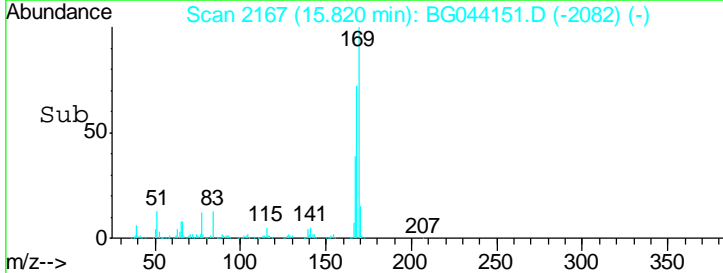
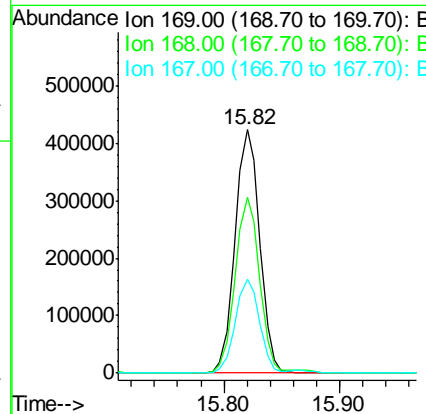
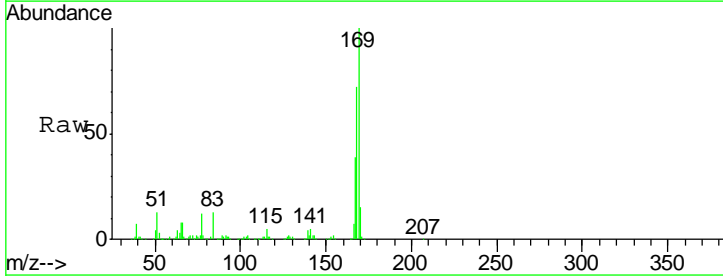
Instrument :  
 BNA\_G  
 ClientSampled :  
 SSTDCCC040

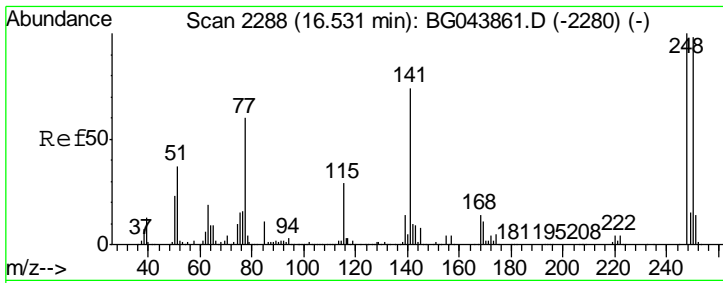
Tgt Ion	Resp	Lower	Upper
198	118735		
51	40.0	22.5	62.5
105	42.7	22.3	62.3



#66  
 n-Nitrosodiphenylamine  
 Concen: 40.787 ng  
 RT: 15.82 min Scan# 2167  
 Delta R.T. -0.03 min  
 Lab File: BG044151.D  
 Acq: 22 Jan 2020 9:29

Tgt Ion	Resp	Lower	Upper
169	624943		
168	72.4	59.0	88.6
167	38.7	31.4	47.0

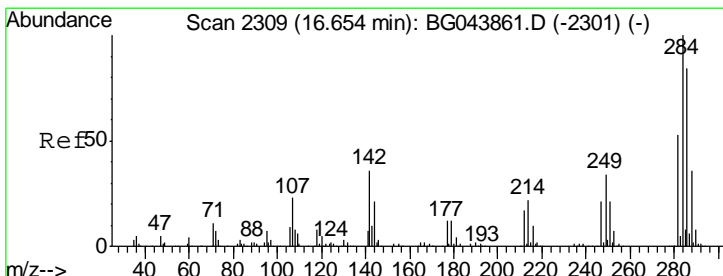
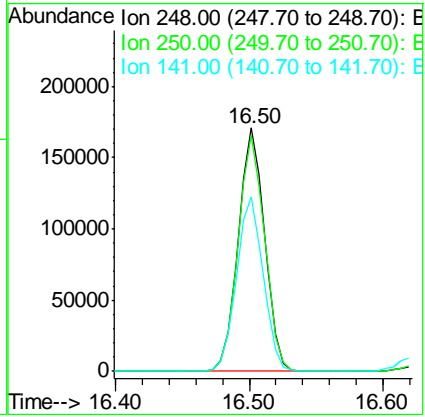
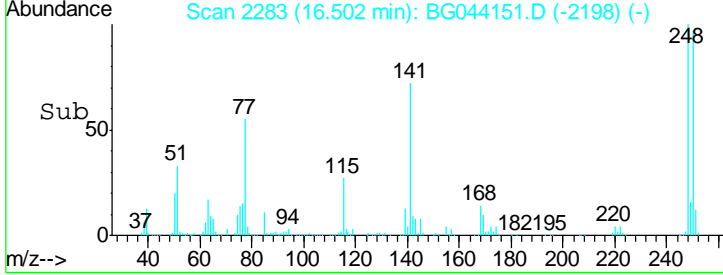
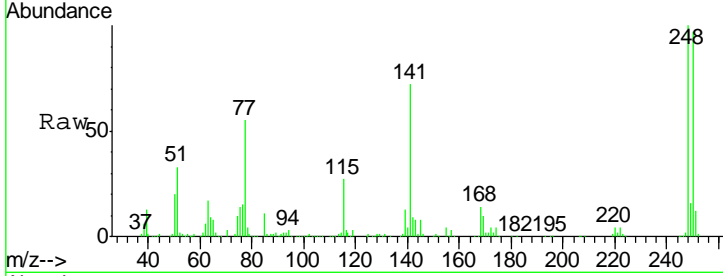




#67  
 4-Bromophenyl-phenylether  
 Concen: 39.852 ng  
 RT: 16.50 min Scan# 2283  
 Delta R.T. -0.03 min  
 Lab File: BG044151.D  
 Acq: 22 Jan 2020 9:29

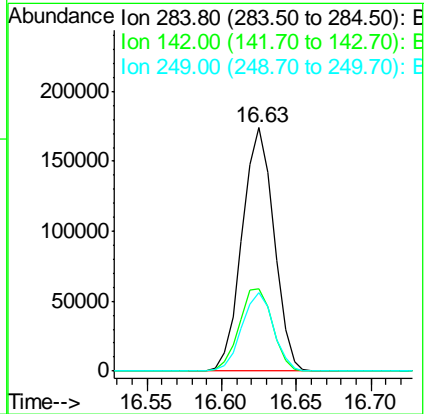
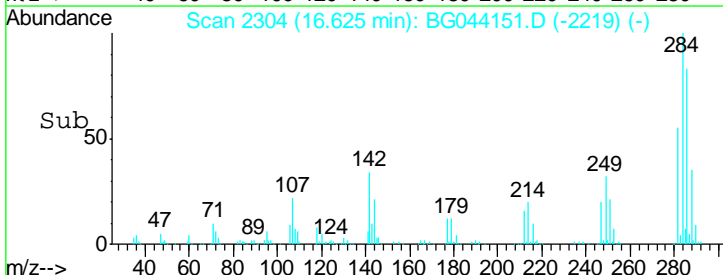
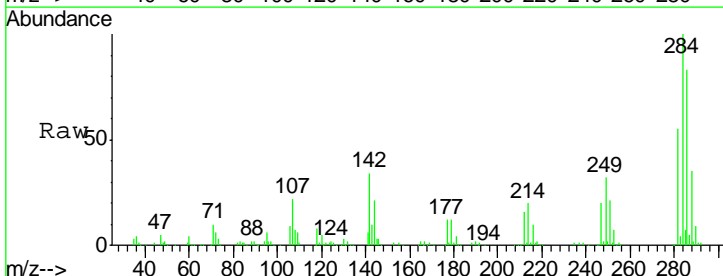
Instrument :  
 BNA\_G  
 ClientSampled :  
 SSTDCCC040

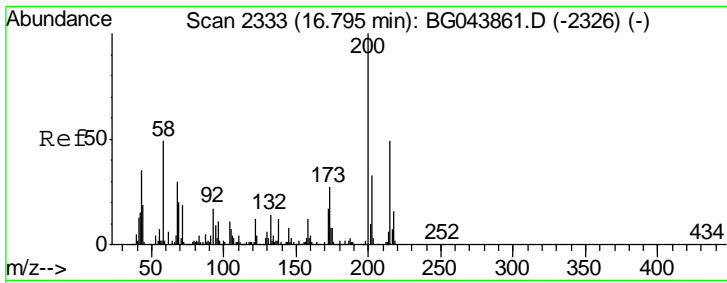
Tgt Ion	Resp	Lower	Upper
248	233206		
248	100		
250	96.7	78.2	117.2
141	71.5	59.3	88.9



#68  
 Hexachlorobenzene  
 Concen: 40.664 ng  
 RT: 16.63 min Scan# 2304  
 Delta R.T. -0.03 min  
 Lab File: BG044151.D  
 Acq: 22 Jan 2020 9:29

Tgt Ion	Resp	Lower	Upper
284	256403		
284	100		
142	34.0	28.6	43.0
249	32.5	27.0	40.6

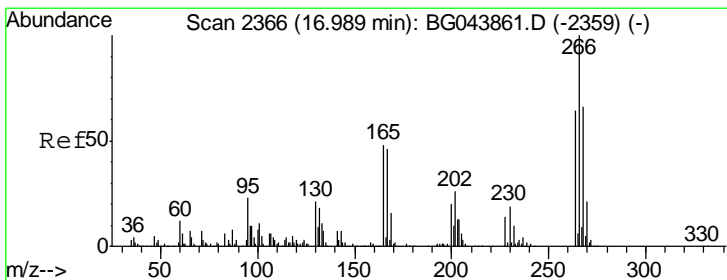
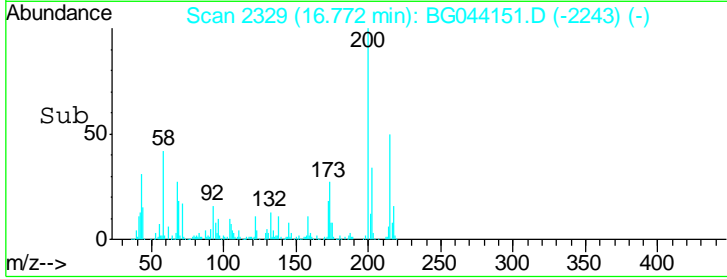
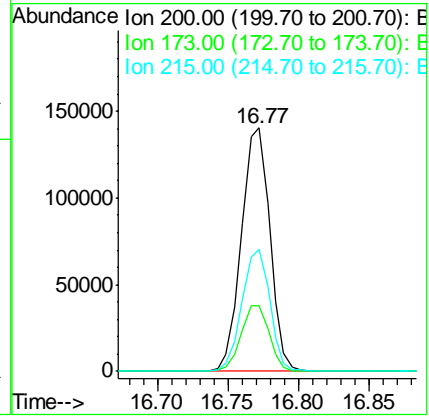
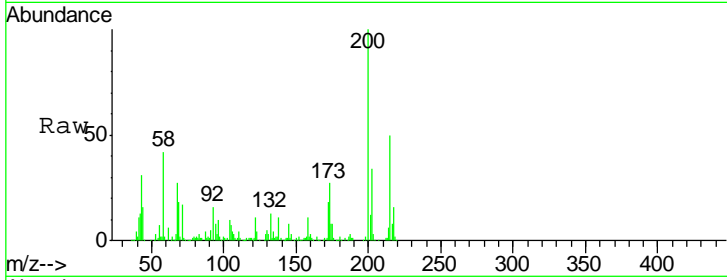




#69  
 Atrazine  
 Concen: 39.708 ng  
 RT: 16.77 min Scan# 2329  
 Delta R.T. -0.02 min  
 Lab File: BG044151.D  
 Acq: 22 Jan 2020 9:29

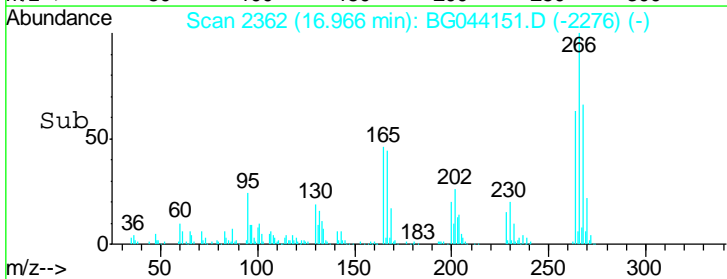
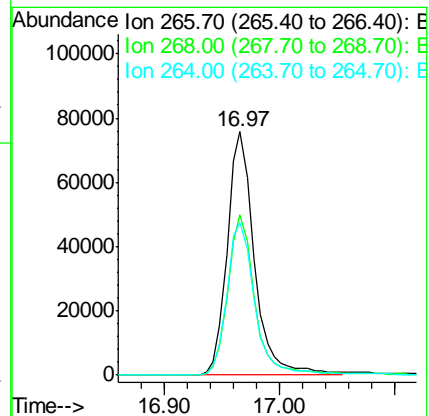
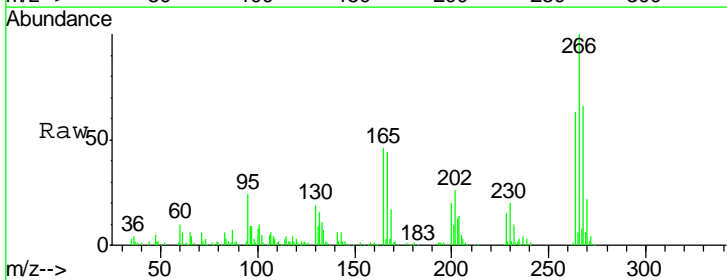
Instrument :  
 BNA\_G  
 ClientSampleId :  
 SSTDCCC040

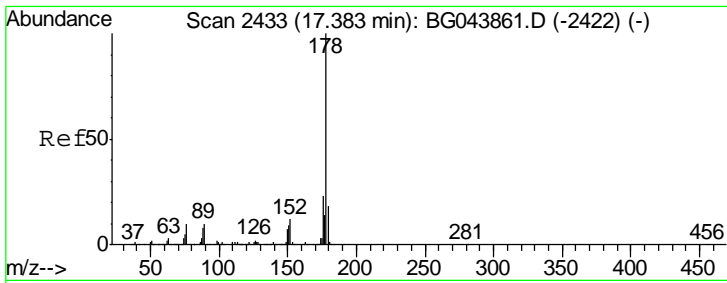
Tgt Ion	Resp	Lower	Upper
200	197766		
173	26.9	6.6	46.6
215	49.9	28.6	68.6



#70  
 Pentachlorophenol  
 Concen: 35.601 ng  
 RT: 16.97 min Scan# 2362  
 Delta R.T. -0.02 min  
 Lab File: BG044151.D  
 Acq: 22 Jan 2020 9:29

Tgt Ion	Resp	Lower	Upper
266	123743		
268	65.8	52.6	79.0
264	62.7	50.8	76.2



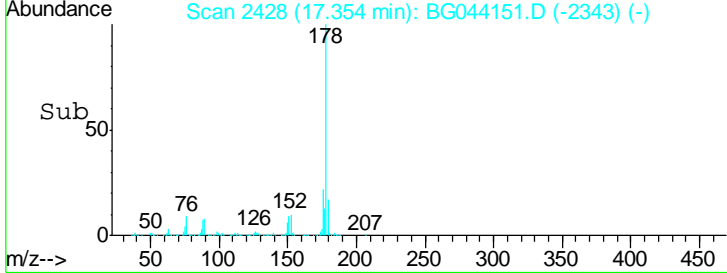
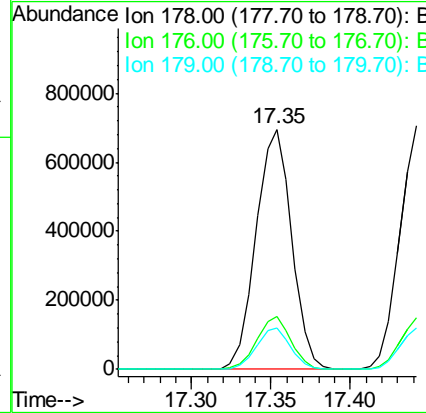
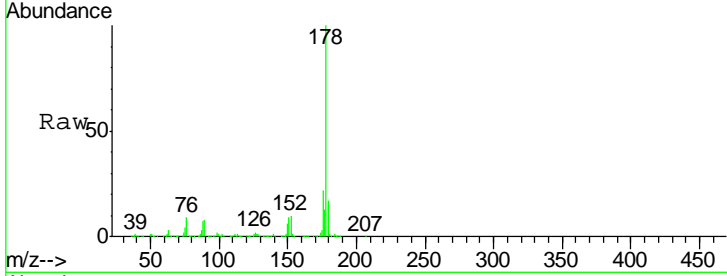


#71  
 Phenanthrene  
 Concen: 43.588 ng  
 RT: 17.35 min Scan# 2428  
 Delta R.T. -0.03 min  
 Lab File: BG044151.D  
 Acq: 22 Jan 2020 9:29

Instrument :  
 BNA\_G  
 ClientSampleId :  
 SSTDCCC040

Tgt Ion:178 Resp: 1087781

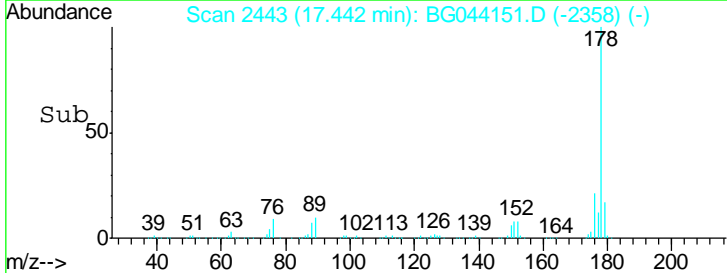
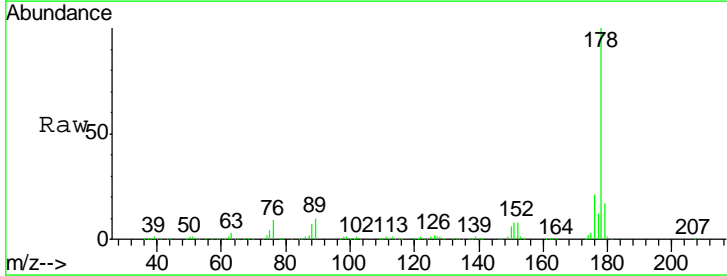
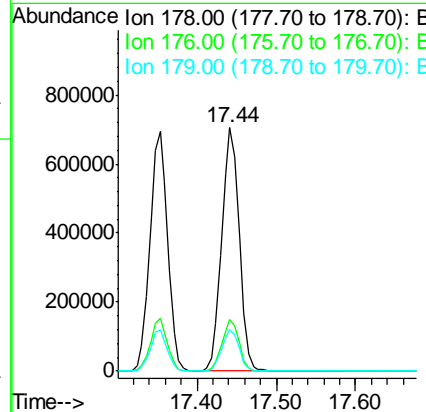
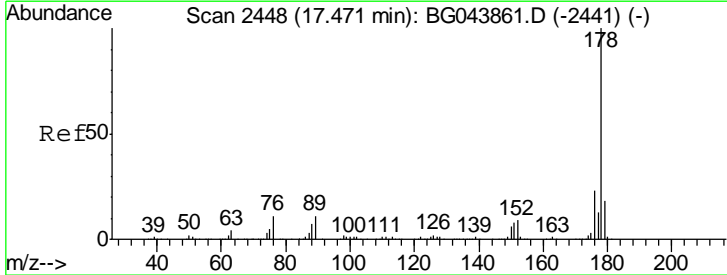
Ion	Ratio	Lower	Upper
178	100		
176	22.0	18.6	28.0
179	17.2	14.4	21.6

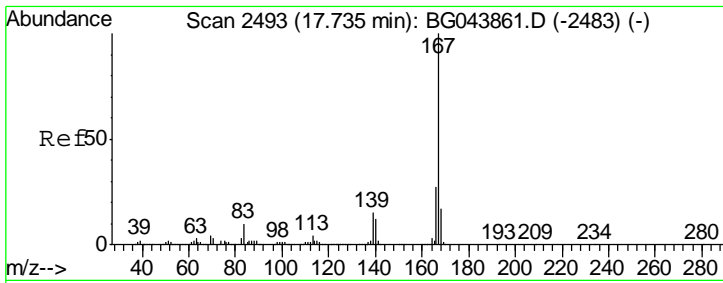


#72  
 Anthracene  
 Concen: 43.730 ng  
 RT: 17.44 min Scan# 2443  
 Delta R.T. -0.03 min  
 Lab File: BG044151.D  
 Acq: 22 Jan 2020 9:29

Tgt Ion:178 Resp: 1078534

Ion	Ratio	Lower	Upper
178	100		
176	21.0	18.3	27.5
179	17.0	14.6	22.0

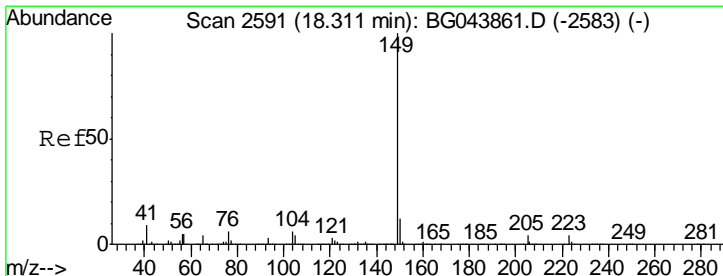
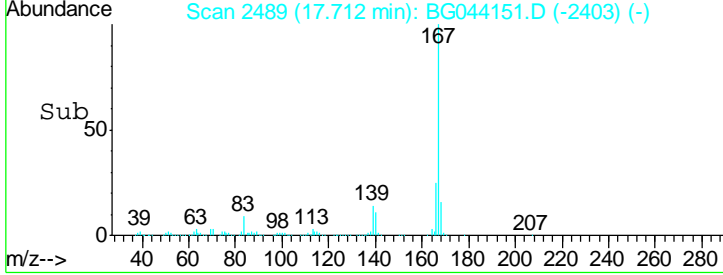
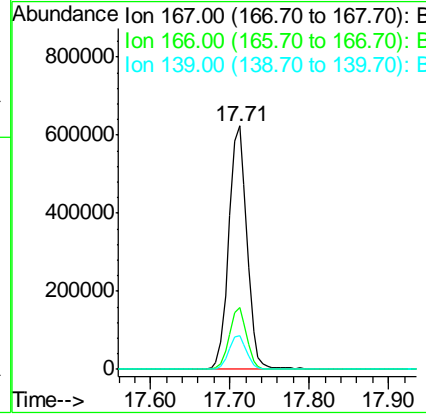
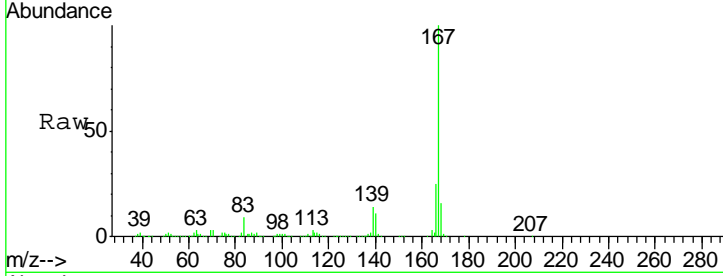




#73  
 Carbazole  
 Concen: 43.326 ng  
 RT: 17.71 min Scan# 2489  
 Delta R.T. -0.02 min  
 Lab File: BG044151.D  
 Acq: 22 Jan 2020 9:29

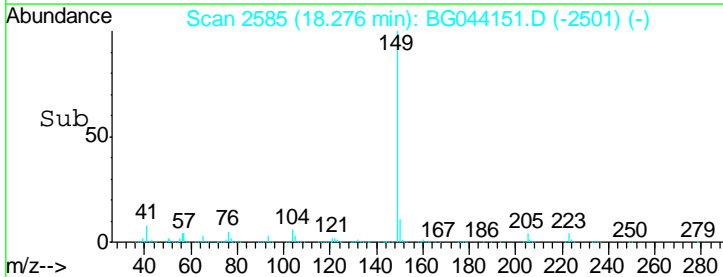
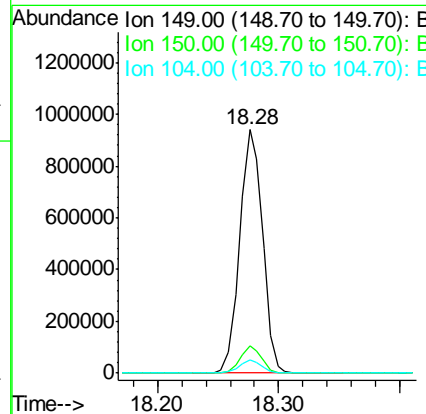
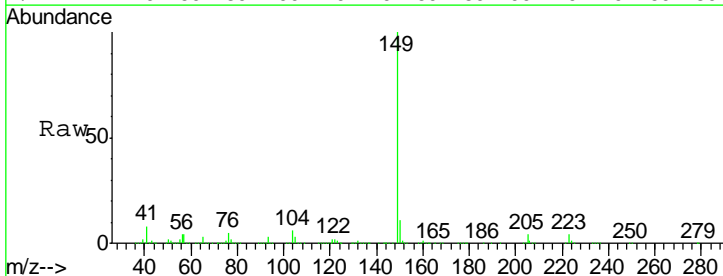
Instrument :  
 BNA\_G  
 ClientSampleId :  
 SSTDCCC040

Tgt Ion	Resp	Lower	Upper
167	100		
166	25.2	21.6	32.4
139	13.6	12.1	18.1

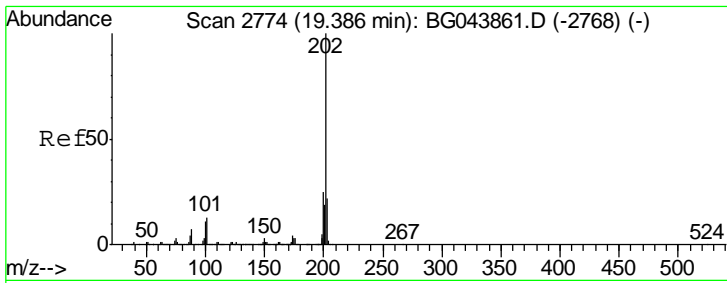


#74  
 Di-n-butylphthalate  
 Concen: 42.611 ng  
 RT: 18.28 min Scan# 2585  
 Delta R.T. -0.04 min  
 Lab File: BG044151.D  
 Acq: 22 Jan 2020 9:29

Tgt Ion	Resp	Lower	Upper
149	100		
150	11.1	9.7	14.5
104	5.6	5.0	7.4



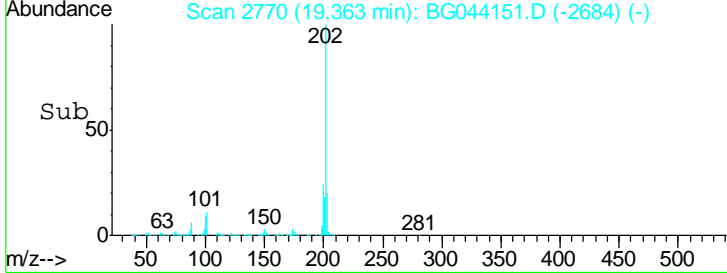
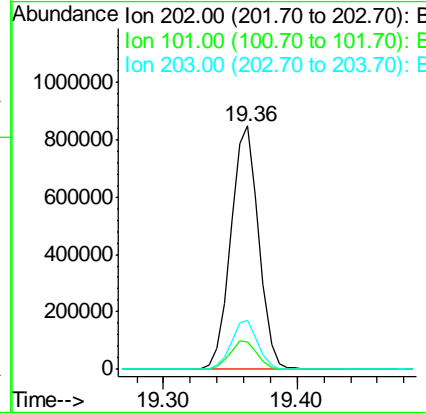
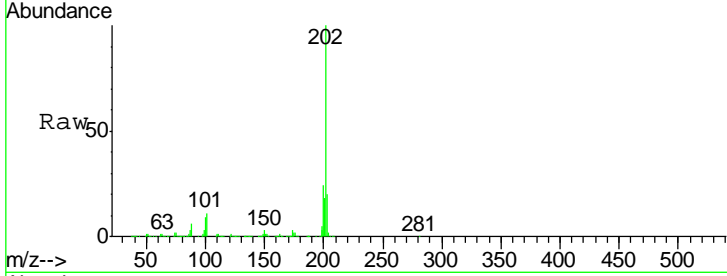




#75  
 Fluoranthene  
 Concen: 43.220 ng  
 RT: 19.36 min Scan# 2770  
 Delta R.T. -0.02 min  
 Lab File: BG044151.D  
 Acq: 22 Jan 2020 9:29

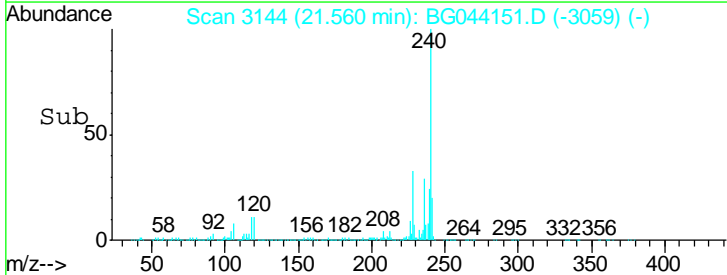
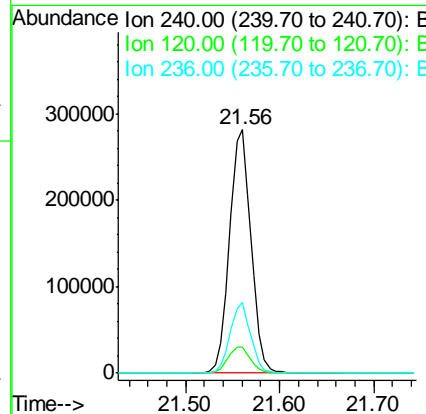
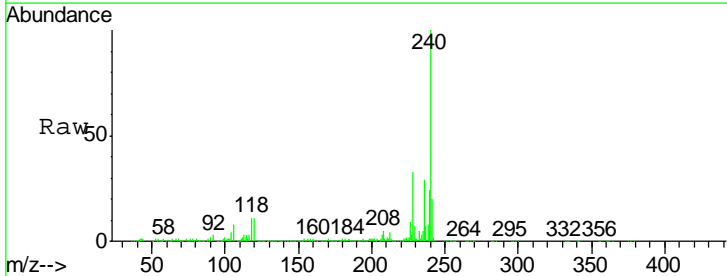
**Instrument :**  
 BNA\_G  
**ClientSampleId :**  
 SSTDCCC040

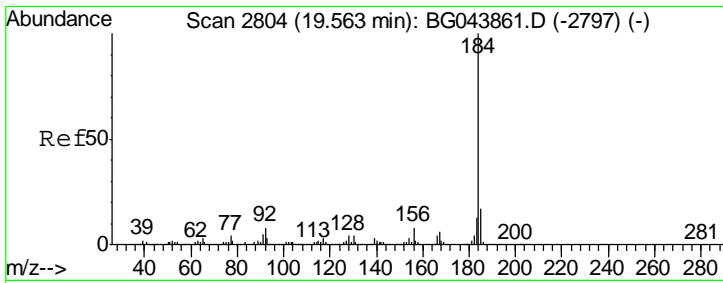
Tgt Ion	Resp	Lower	Upper
202	1233528		
101	11.4	0.0	33.3
203	20.2	1.6	41.6



#76  
 Chrysene-d12  
 Concen: 20.000 ng  
 RT: 21.56 min Scan# 3144  
 Delta R.T. -0.03 min  
 Lab File: BG044151.D  
 Acq: 22 Jan 2020 9:29

Tgt Ion	Resp	Lower	Upper
240	446985		
120	10.7	9.6	14.4
236	28.9	22.2	33.2

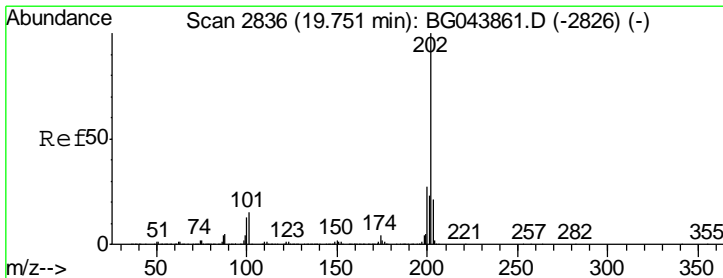
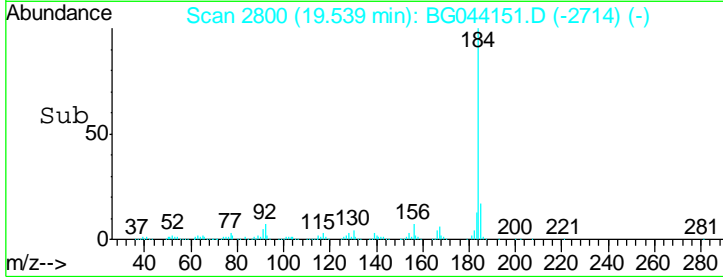
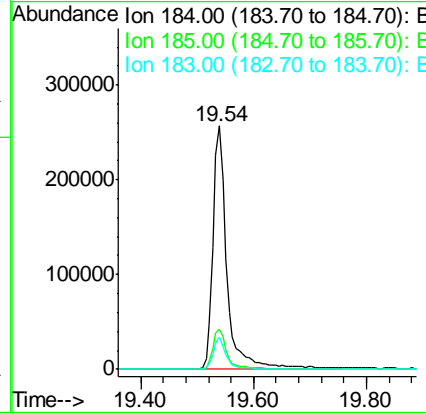
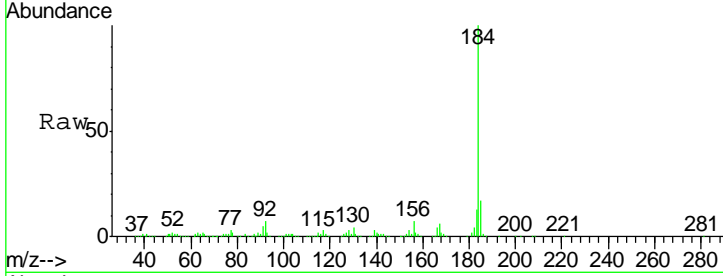




#77  
Benzidine  
Concen: 39.665 ng  
RT: 19.54 min Scan# 2800  
Delta R.T. -0.02 min  
Lab File: BG044151.D  
Acq: 22 Jan 2020 9:29

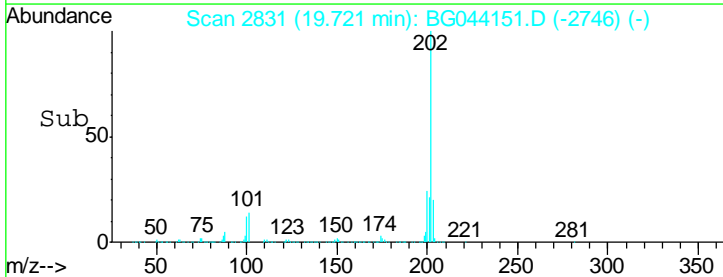
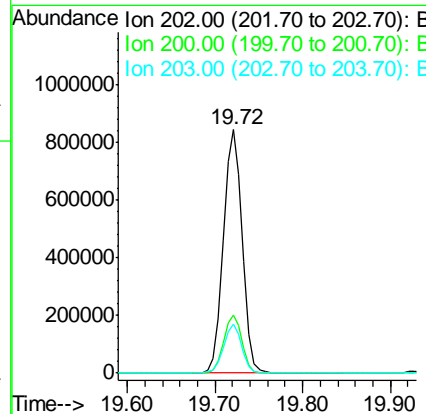
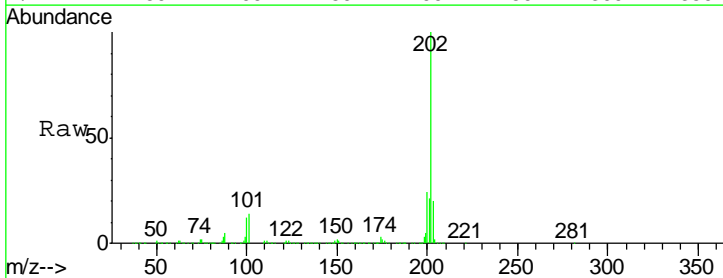
Instrument :  
BNA\_G  
ClientSampleId :  
SSTDCCC040

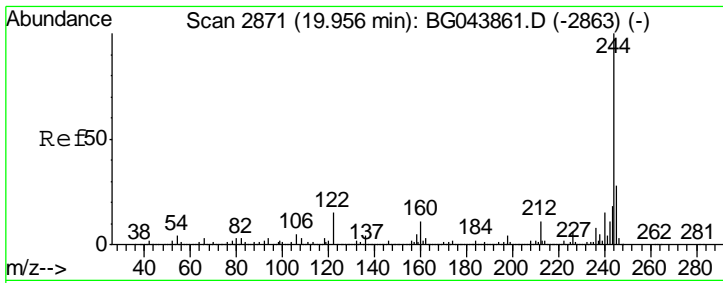
Tgt Ion	Resp	Lower	Upper
184	445644		
185	16.6	13.4	20.0
183	13.1	10.6	15.8



#78  
Pyrene  
Concen: 42.919 ng  
RT: 19.72 min Scan# 2831  
Delta R.T. -0.03 min  
Lab File: BG044151.D  
Acq: 22 Jan 2020 9:29

Tgt Ion	Resp	Lower	Upper
202	1252228		
200	24.1	21.7	32.5
203	20.0	17.0	25.6



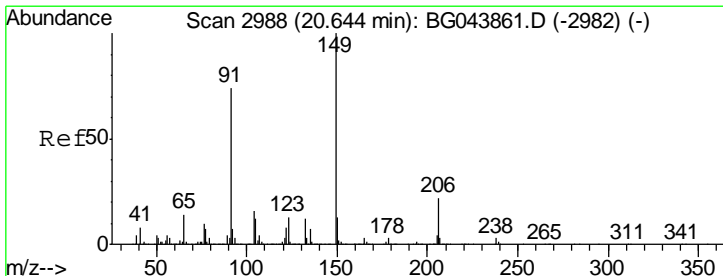
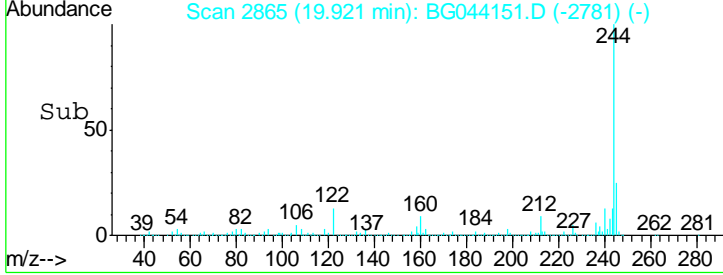
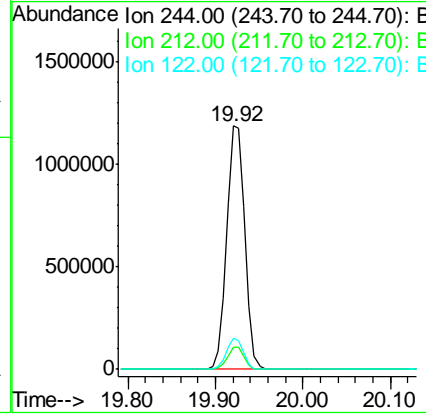
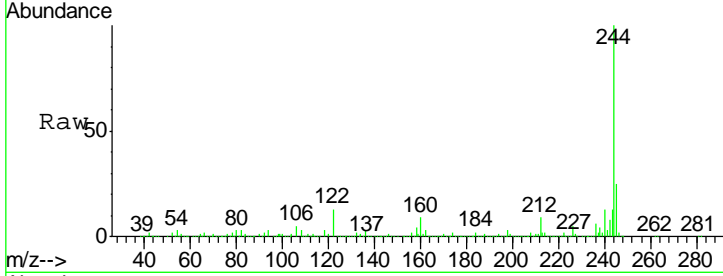


#79  
 Terphenyl-d14  
 Concen: 94.632 ng  
 RT: 19.92 min Scan# 2865  
 Delta R.T. -0.03 min  
 Lab File: BG044151.D  
 Acq: 22 Jan 2020 9:29

Instrument :  
 BNA\_G  
 ClientSampleId :  
 SSTDCCC040

Tgt Ion: 244 Resp: 1703795

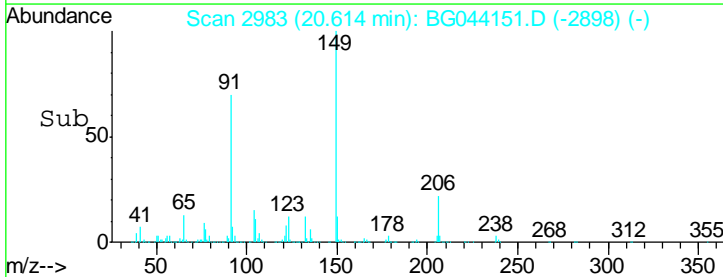
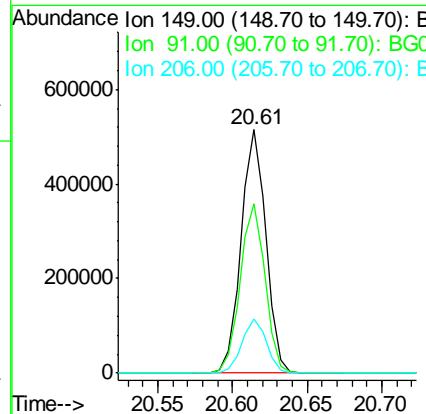
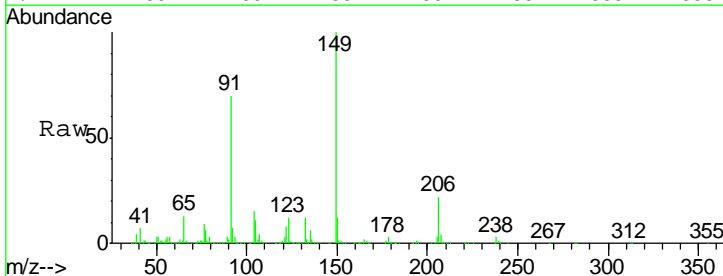
Ion	Ratio	Lower	Upper
244	100		
212	9.1	8.6	13.0
122	13.0	11.9	17.9

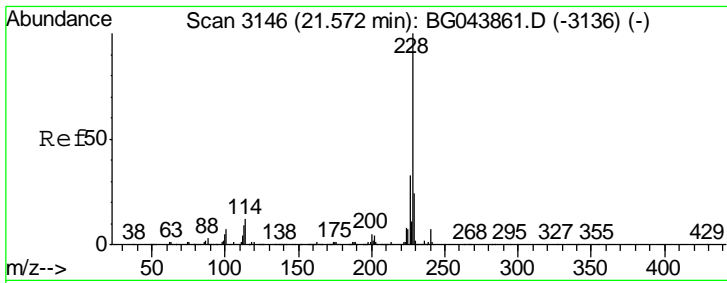


#80  
 Butylbenzylphthalate  
 Concen: 43.019 ng  
 RT: 20.61 min Scan# 2983  
 Delta R.T. -0.03 min  
 Lab File: BG044151.D  
 Acq: 22 Jan 2020 9:29

Tgt Ion: 149 Resp: 597565

Ion	Ratio	Lower	Upper
149	100		
91	69.7	59.5	89.3
206	22.4	17.8	26.6



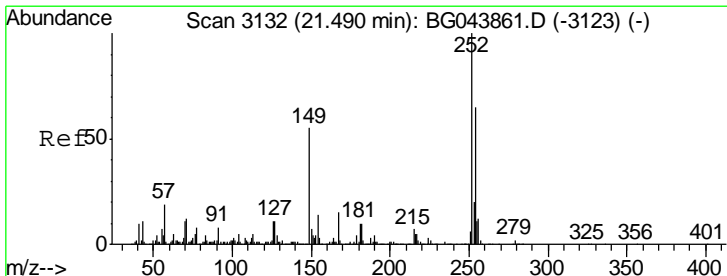
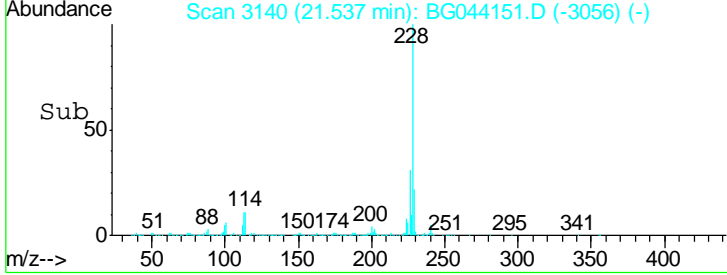
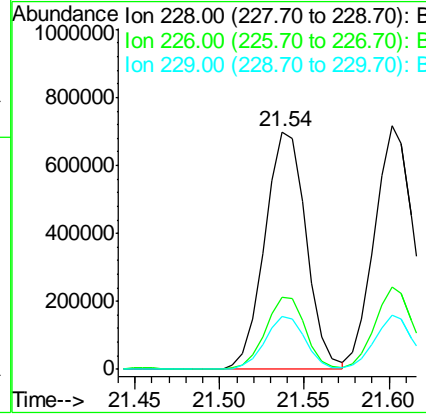
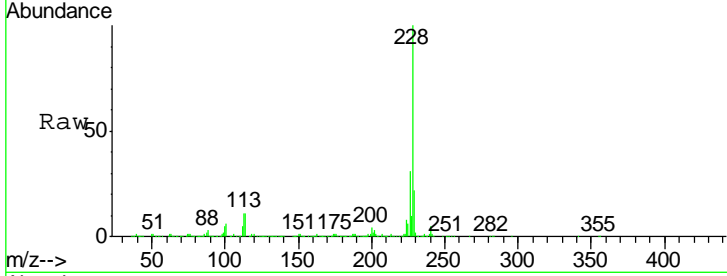


#81  
 Benzo(a)anthracene  
 Concen: 42.923 ng  
 RT: 21.54 min Scan# 3140  
 Delta R.T. -0.04 min  
 Lab File: BG044151.D  
 Acq: 22 Jan 2020 9:29

Instrument :  
 BNA\_G  
 ClientSampled :  
 SSTDCCC040

Tgt Ion: 228 Resp: 1189671

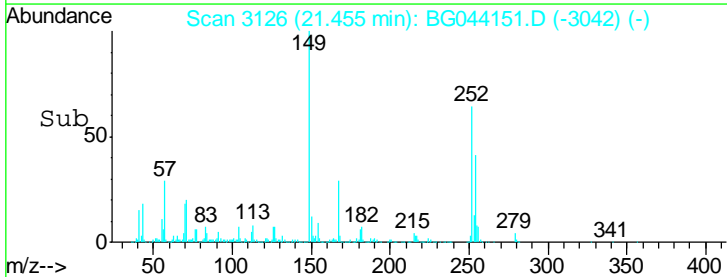
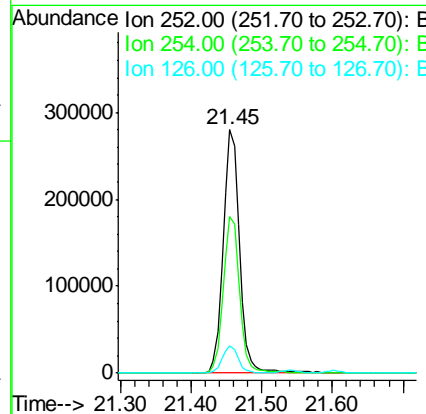
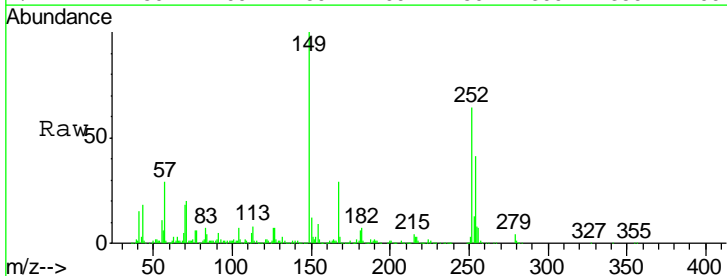
Ion	Ratio	Lower	Upper
228	100		
226	30.5	26.2	39.4
229	22.1	18.9	28.3

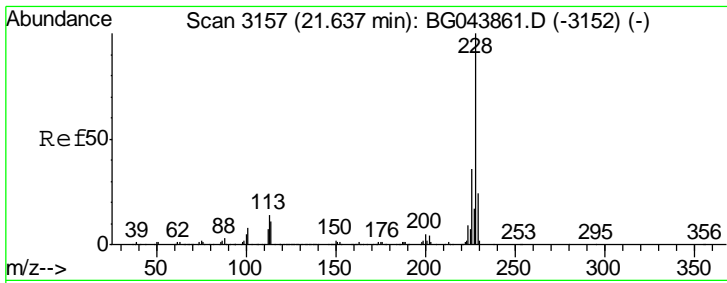


#82  
 3,3'-Dichlorobenzidine  
 Concen: 41.145 ng  
 RT: 21.45 min Scan# 3126  
 Delta R.T. -0.04 min  
 Lab File: BG044151.D  
 Acq: 22 Jan 2020 9:29

Tgt Ion: 252 Resp: 450539

Ion	Ratio	Lower	Upper
252	100		
254	64.5	52.1	78.1
126	11.2	9.1	13.7

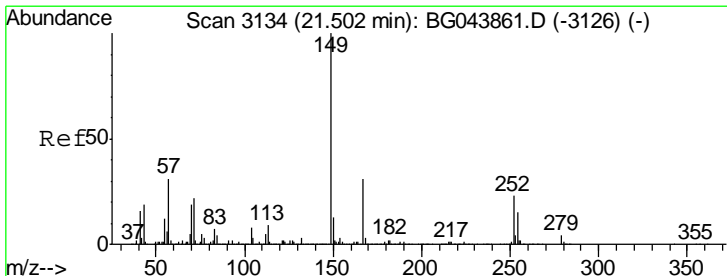
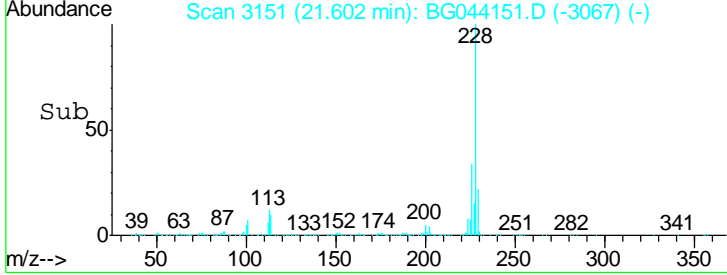
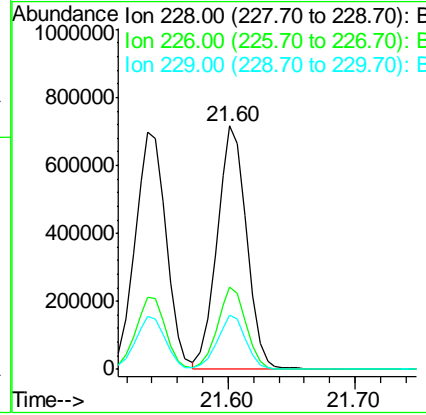
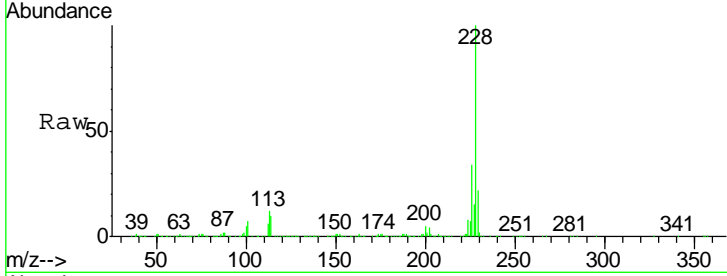




#83  
 Chrysene  
 Concen: 43.687 ng  
 RT: 21.60 min Scan# 3151  
 Delta R.T. -0.04 min  
 Lab File: BG044151.D  
 Acq: 22 Jan 2020 9:29

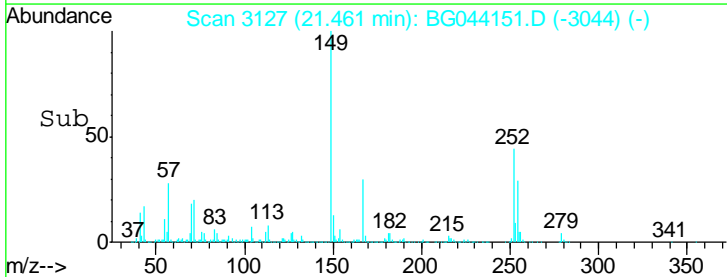
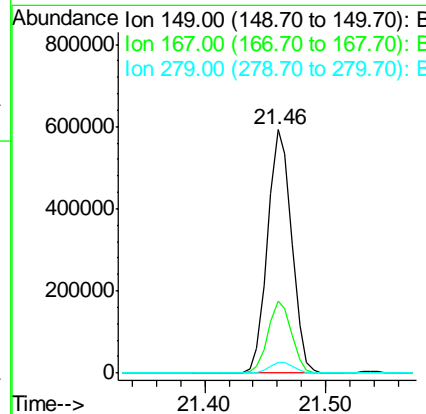
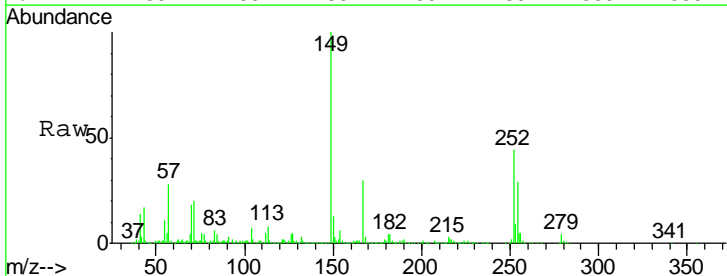
Instrument :  
 BNA\_G  
 ClientSampleId :  
 SSTDCCC040

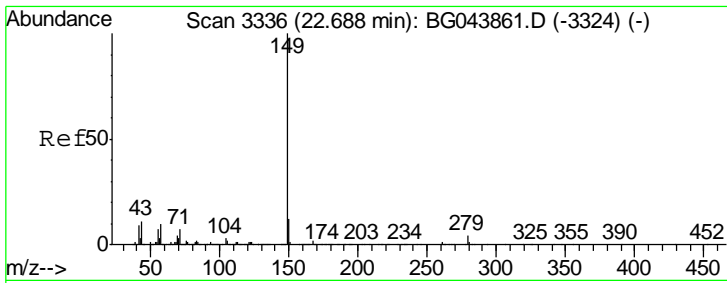
Tgt Ion	Resp	Lower	Upper
228	1150523		
226	33.6	28.8	43.2
229	22.2	19.0	28.6



#84  
 Bis(2-ethylhexyl)phthalate  
 Concen: 42.666 ng  
 RT: 21.46 min Scan# 3127  
 Delta R.T. -0.04 min  
 Lab File: BG044151.D  
 Acq: 22 Jan 2020 9:29

Tgt Ion	Resp	Lower	Upper
149	817754		
167	29.8	24.7	37.1
279	4.2	3.3	4.9

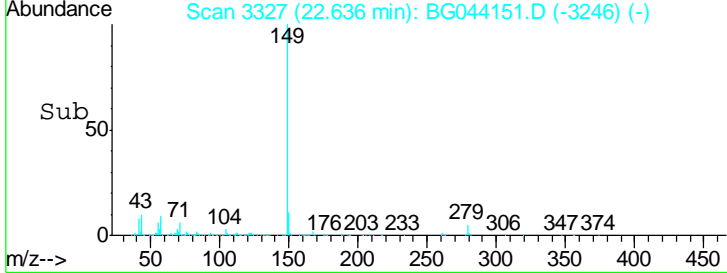
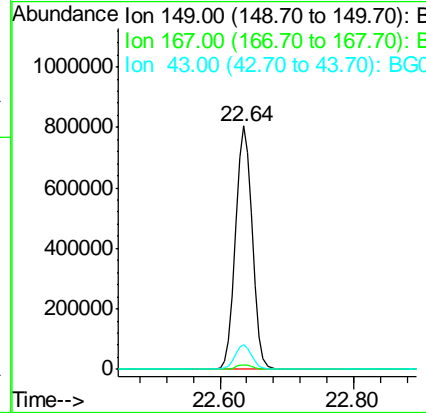
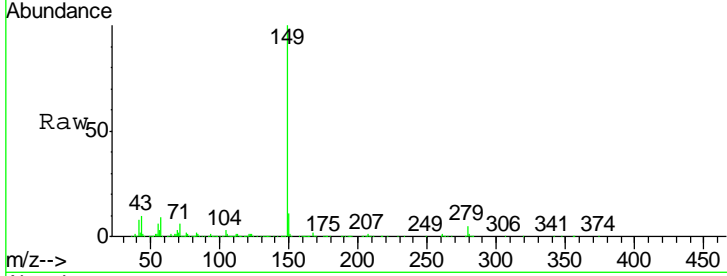




#85  
 Di-n-octyl phthalate  
 Concen: 44.235 ng  
 RT: 22.64 min Scan# 3327  
 Delta R.T. -0.05 min  
 Lab File: BG044151.D  
 Acq: 22 Jan 2020 9:29

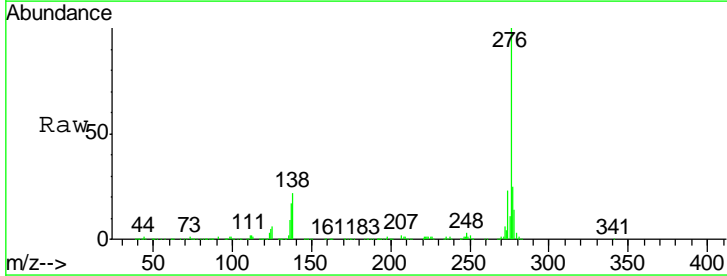
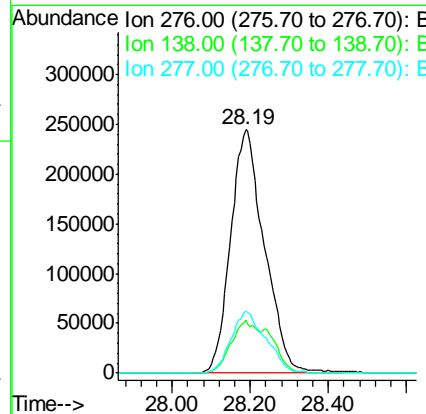
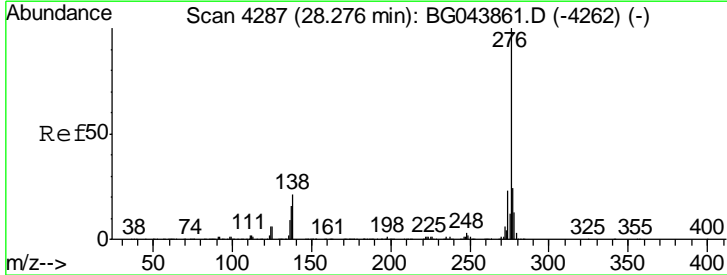
**Instrument :**  
 BNA\_G  
**ClientSampled :**  
 SSTDCCC040

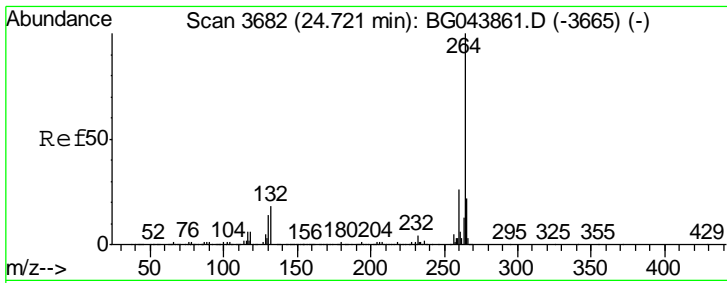
Tgt Ion	Resp	Lower	Upper
149	100		
167	1.7	1.4	2.0
43	10.0	8.8	13.2



#86  
 Indeno(1,2,3-cd)pyrene  
 Concen: 41.342 ng  
 RT: 28.19 min Scan# 4272  
 Delta R.T. -0.09 min  
 Lab File: BG044151.D  
 Acq: 22 Jan 2020 9:29

Tgt Ion	Resp	Lower	Upper
276	100		
138	17.3	21.0	31.4#
277	26.1	21.1	31.7

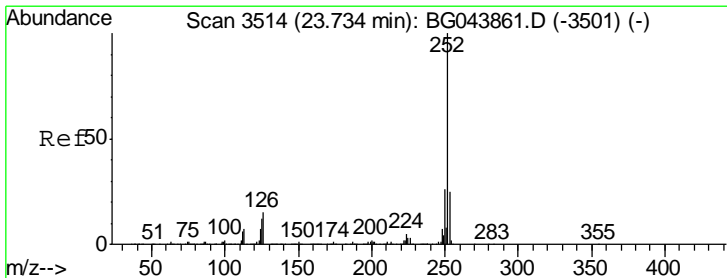
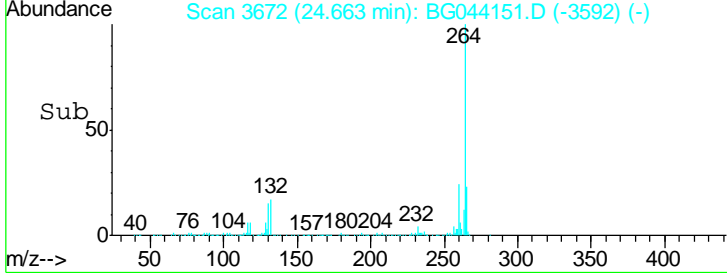
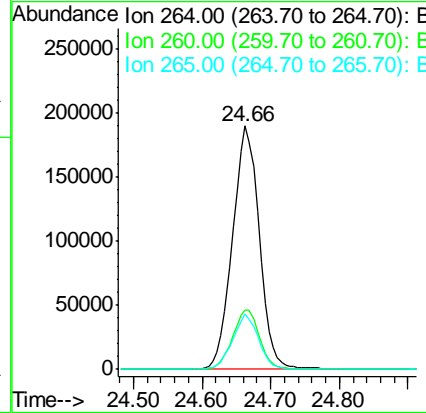
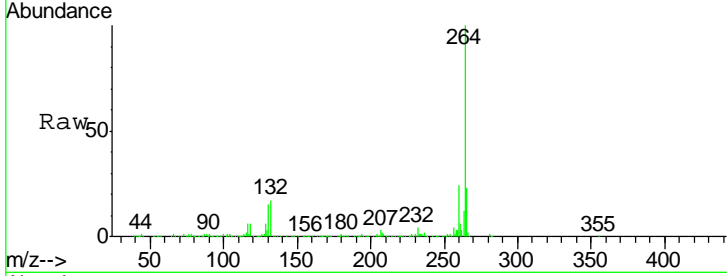




#87  
 Perylene-d12  
 Concen: 20.000 ng  
 RT: 24.66 min Scan# 3672  
 Delta R.T. -0.06 min  
 Lab File: BG044151.D  
 Acq: 22 Jan 2020 9:29

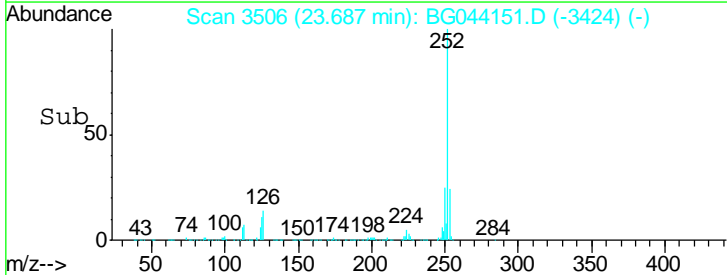
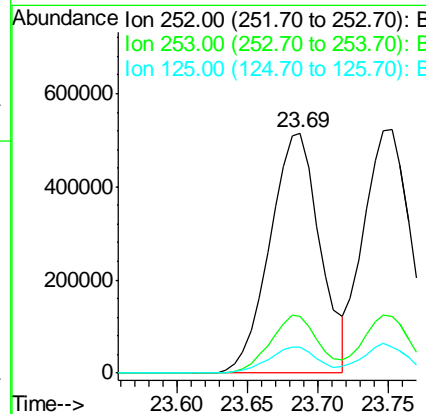
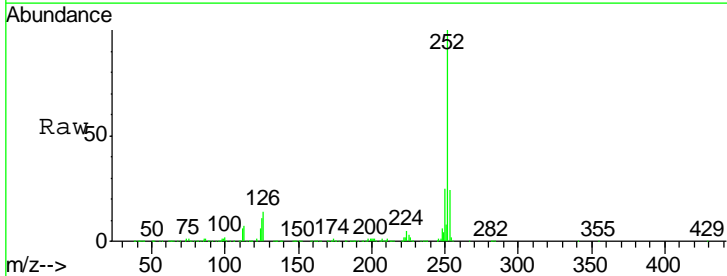
Instrument :  
 BNA\_G  
 ClientSampleId :  
 SSTDCCC040

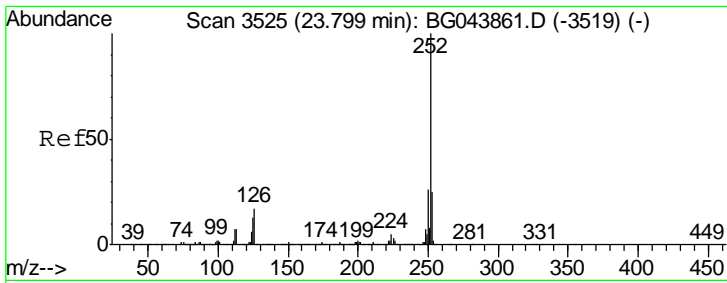
Tgt Ion	Resp	Lower	Upper
264	514047		
260	24.3	20.4	30.6
265	22.7	17.4	26.2



#88  
 Benzo(b)fluoranthene  
 Concen: 42.085 ng  
 RT: 23.69 min Scan# 3506  
 Delta R.T. -0.05 min  
 Lab File: BG044151.D  
 Acq: 22 Jan 2020 9:29

Tgt Ion	Resp	Lower	Upper
252	1278919		
253	23.6	19.7	29.5
125	10.7	9.4	14.2



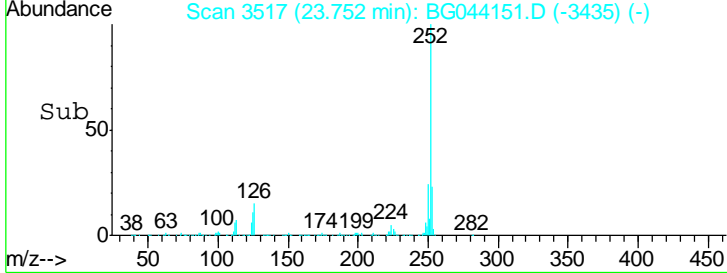
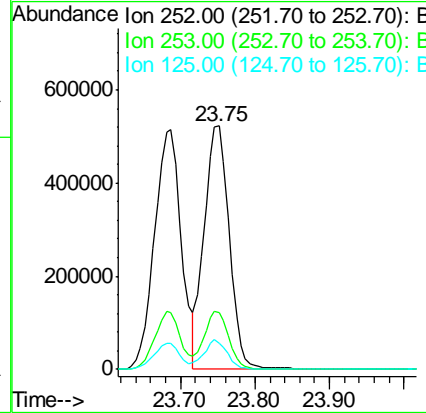
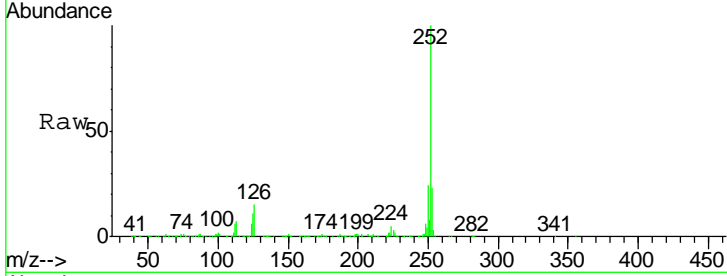


#89  
 Benzo(k)fluoranthene  
 Concen: 42.173 ng  
 RT: 23.75 min Scan# 3517  
 Delta R.T. -0.05 min  
 Lab File: BG044151.D  
 Acq: 22 Jan 2020 9:29

Instrument :  
 BNA\_G  
 ClientSampleId :  
 SSTDCCC040

Tgt Ion: 252 Resp: 1218711

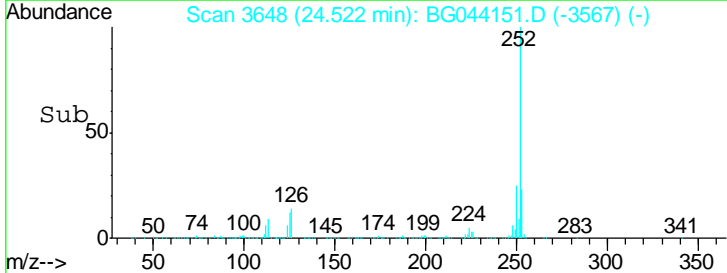
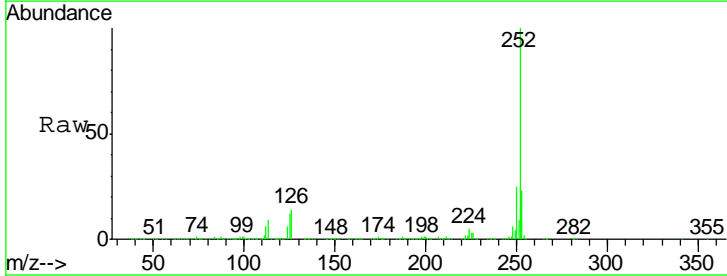
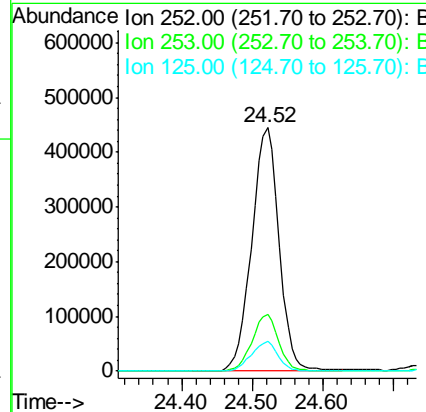
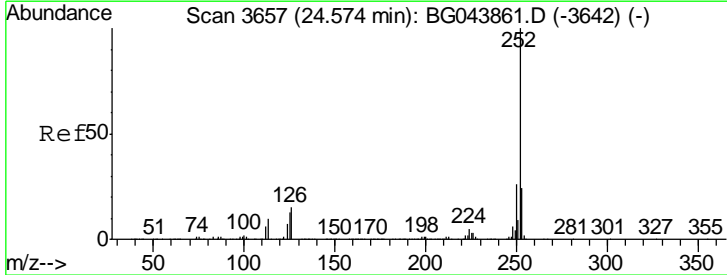
Ion	Ratio	Lower	Upper
252	100		
253	23.0	19.4	29.2
125	10.8	9.9	14.9



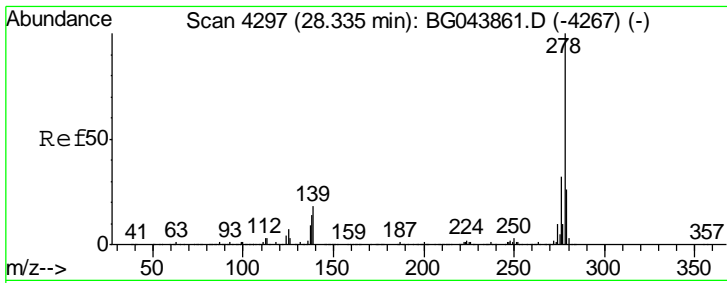
#90  
 Benzo(a)pyrene  
 Concen: 41.707 ng  
 RT: 24.52 min Scan# 3648  
 Delta R.T. -0.05 min  
 Lab File: BG044151.D  
 Acq: 22 Jan 2020 9:29

Tgt Ion: 252 Resp: 1196243

Ion	Ratio	Lower	Upper
252	100		
253	23.1	19.3	28.9
125	12.1	10.4	15.6



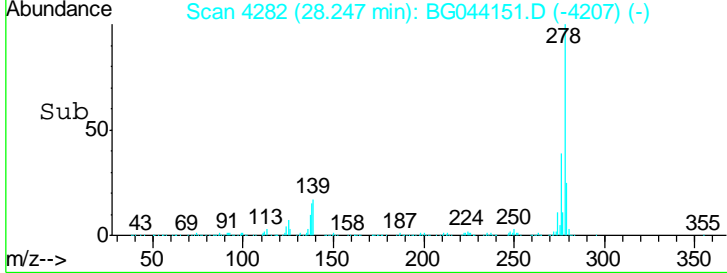
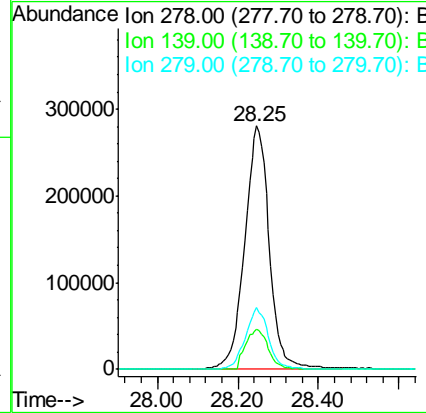
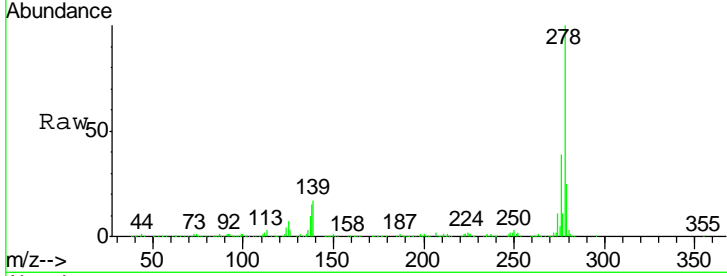




#91  
 Dibenzo(a,h)anthracene  
 Concen: 41.557 ng  
 RT: 28.25 min Scan# 4282  
 Delta R.T. -0.09 min  
 Lab File: BG044151.D  
 Acq: 22 Jan 2020 9:29

**Instrument :**  
 BNA\_G  
**ClientSampled :**  
 SSTDCCC040

Tgt Ion	Resp	Lower	Upper
278	1197059		
139	16.6	14.2	21.4
279	25.2	20.6	30.8



#92  
 Benzo(g,h,i)perylene  
 Concen: 41.718 ng  
 RT: 29.29 min Scan# 4459  
 Delta R.T. -0.09 min  
 Lab File: BG044151.D  
 Acq: 22 Jan 2020 9:29

Tgt Ion	Resp	Lower	Upper
276	1193669		
277	24.0	20.2	30.4
138	21.6	19.0	28.6

