

Data Path : Z:\HPCHEM1\BNA_G\DATA\BG020416\
 Data File : BG020803.D
 Acq On : 5 Feb 2016 2:20
 Operator : SJ/IZ
 Sample : SSTDCCC020EC
 Misc :
 ALS Vial : 2 Sample Multiplier: 1

Instrument :
 BNA_G
 ClientSampleId :
 SSTD02014

Quant Time: Feb 05 07:39:49 2016
 Quant Method : Z:\HPCHEM1\BNA_G\METHODS\SOM02.2-EPA-BG012716.M
 Quant Title : SVOA CALIBRATION
 QLast Update : Fri Feb 05 07:34:32 2016
 Response via : Initial Calibration

Internal Standards	R.T.	QIon	Response	Conc	Units	Dev(Min)
1) 1,4-Dichlorobenzene-d4	8.28	152	21646	20.00	ng/ul	0.00
18) Naphthalene-d8	11.10	136	105768	20.00	ng/ul	0.00
36) Acenaphthene-d10	14.89	164	60397	20.00	ng/ul	0.00
62) Phenanthrene-d10	17.62	188	121145	20.00	ng/ul	0.00
78) Chrysene-d12	21.90	240	108913	20.00	ng/ul	0.00
86) Perylene-d12	25.28	264	101322	20.00	ng/ul	0.00

System Monitoring Compounds

3) 1,4-Dioxane-d8	3.61	96	3232	7.16	ng/uL	0.00
5) Phenol-d5	7.41	99	37895	17.10	ng/ul	0.00
7) Bis-(2-Chloroethyl)ether-d	7.59	67	20961	18.16	ng/ul	0.00
9) 2-Chlorophenol-d4	7.80	132	31680	19.04	ng/ul	0.00
13) 4-Methylphenol-d8	8.97	113	32588	17.05	ng/ul	0.00
19) Nitrobenzene-d5	9.45	128	14909	23.10	ng/ul	0.00
22) 2-Nitrophenol-d4	10.18	143	14219	25.13	ng/ul	0.00
26) 2,4-Dichlorophenol-d3	10.71	165	30080	19.47	ng/ul	0.00
29) 4-Chloroaniline-d4	11.23	131	43793	20.16	ng/ul	0.00
44) Dimethylphthalate-d6	14.28	166	92867	18.00	ng/ul	0.00
47) Acenaphthylene-d8	14.59	160	123783	19.69	ng/ul	0.00
52) 4-Nitrophenol-d4	15.05	143	18384	20.15	ng/ul	0.00
58) Fluorene-d10	15.87	176	82042	18.19	ng/ul	0.00
63) 4,6-Dinitro-2-methylphenol	15.98	200	8645	21.61	ng/ul	0.00
71) Anthracene-d10	17.72	188	114359	19.20	ng/ul	0.00
79) Pyrene-d10	19.99	212	109562	18.53	ng/ul	0.00
90) Benzo(a)pyrene-d12	25.05	264	106727	19.65	ng/ul	0.00

Target Compounds

Target Compounds	R.T.	QIon	Response	Conc	Units	Qvalue
2) 1,4-Dioxane	3.65	88	3593	5.82	ng/uL#	85
4) Benzaldehyde	7.41	77	25324	20.37	ng/ul	83
6) Phenol	7.44	94	41420	17.63	ng/ul#	84
8) Bis(2-Chloroethyl)ether	7.68	93	31981	18.17	ng/ul	94
10) 2-Chlorophenol	7.84	128	32182	18.61	ng/ul#	89
11) 2-Methylphenol	8.71	108	31783	17.04	ng/ul	99
12) 2,2'-oxybis(1-Chloropropan	8.81	45	34419	17.70	ng/ul	94
14) Acetophenone	9.10	105	50875	17.22	ng/ul#	84
15) N-Nitroso-di-n-propylamine	9.08	70	24416	16.34	ng/ul#	88
16) 4-Methylphenol	9.04	108	35737	17.13	ng/ul	98
17) Hexachloroethane	9.38	117	12247	20.20	ng/ul#	77
20) Nitrobenzene	9.49	77	33640	22.46	ng/ul#	85
21) Isophorone	10.01	82	69272	17.53	ng/ul#	96
23) 2-Nitrophenol	10.20	139	17181	24.97	ng/ul#	78
24) 2,4-Dimethylphenol	10.25	107	36763	19.28	ng/ul#	84
25) Bis(2-Chloroethoxy)methane	10.49	93	46140	18.52	ng/ul	98
27) 2,4-Dichlorophenol	10.74	162	32094	19.63	ng/ul	98
28) Naphthalene	11.16	128	113257	19.19	ng/ul	99
30) 4-Chloroaniline	11.25	127	46100	19.96	ng/ul	96
31) Hexachlorobutadiene	11.43	225	15988	19.73	ng/ul	98
32) Caprolactam	12.00	113	11423	17.13	ng/ul#	76
33) 4-Chloro-3-methylphenol	12.35	107	35738	18.34	ng/ul	92
34) 2-Methylnaphthalene	12.74	142	84159	18.54	ng/ul	97

Data Path : Z:\HPCHEM1\BNA_G\DATA\BG020416\
 Data File : BG020803.D
 Acq On : 5 Feb 2016 2:20
 Operator : SJ/IZ
 Sample : SSTDCCC020EC
 Misc :
 ALS Vial : 2 Sample Multiplier: 1

Instrument :
 BNA_G
 ClientSampleId :
 SSTD02014

Quant Time: Feb 05 07:39:49 2016
 Quant Method : Z:\HPCHEM1\BNA_G\METHODS\SOM02.2-EPA-BG012716.M
 Quant Title : SVOA CALIBRATION
 QLast Update : Fri Feb 05 07:34:32 2016
 Response via : Initial Calibration

Internal Standards	R.T.	QIon	Response	Conc	Units	Dev(Min)
35) 1-Methylnaphthalene	12.95	142	80149	18.49	ng/ul#	99
37) 1,2,4,5-Tetrachlorobenzene	13.09	216	35487	20.82	ng/ul#	97
38) Hexachlorocyclopentadiene	13.08	237	14902	16.44	ng/ul#	95
39) 2,4,6-Trichlorophenol	13.33	196	23926	21.21	ng/ul	98
40) 2,4,5-Trichlorophenol	13.39	196	26515	21.14	ng/ul	99
41) 1,1'-Biphenyl	13.73	154	106056	20.15	ng/ul#	97
42) 2-Chloronaphthalene	13.78	162	78339	20.19	ng/ul	99
43) 2-Nitroaniline	13.96	65	19127	26.01	ng/ul#	79
45) Dimethylphthalate	14.33	163	96955	18.01	ng/ul#	98
46) 2,6-Dinitrotoluene	14.45	165	18166	25.38	ng/ul	97
48) Acenaphthylene	14.62	152	137882	19.85	ng/ul	98
49) 3-Nitroaniline	14.78	138	22336	23.02	ng/ul	91
50) Acenaphthene	14.95	153	94501	19.54	ng/ul	99
51) 2,4-Dinitrophenol	14.98	184	5809	18.30	ng/ul#	87
53) 4-Nitrophenol	15.07	109	10648	20.92	ng/ul#	59
54) Dibenzofuran	15.28	168	120783	19.11	ng/ul	95
55) 2,4-Dinitrotoluene	15.23	165	24325	24.12	ng/ul#	93
56) 2,3,4,6-Tetrachlorophenol	15.50	232	20630	19.05	ng/ul#	77
57) Diethylphthalate	15.69	149	100200	17.61	ng/ul	95
59) Fluorene	15.93	166	102686	18.59	ng/ul	98
60) 4-Chlorophenyl-phenylether	15.91	204	43508	18.17	ng/ul#	89
61) 4-Nitroaniline	15.94	138	25126	21.39	ng/ul#	73
64) 4,6-Dinitro-2-methylphenol	15.99	198	10225	21.61	ng/ul	98
65) N-Nitrosodiphenylamine	16.13	169	84017	20.80	ng/ul	93
66) 4-Bromophenyl-phenylether	16.81	248	25522	19.76	ng/ul#	92
67) Hexachlorobenzene	16.92	284	27695	19.27	ng/ul#	86
68) Atrazine	17.06	200	26251	19.66	ng/ul	97
69) Pentachlorophenol	17.27	266	15035	18.21	ng/ul	97
70) Phenanthrene	17.67	178	148917	19.58	ng/ul	99
72) Anthracene	17.75	178	148581	19.53	ng/ul	97
73) 1,2,3,4-Tetrachlorobenzene	13.69	216	33154	23.06	ng/uL	98
74) Pentachlorobenzene	15.20	250	32574	22.01	ng/uL	98
75) Carbazole	18.02	167	134282	19.89	ng/ul	95
76) Di-n-butylphthalate	18.56	149	167318	20.70	ng/ul	99
77) Fluoranthene	19.65	202	152743	19.54	ng/ul#	79
80) Pyrene	20.01	202	156121	18.96	ng/ul#	76
81) Butylbenzylphthalate	20.88	149	70620	21.84	ng/ul#	97
82) 3,3'-Dichlorobenzidine	21.78	252	48352	20.76	ng/ul#	94
83) Benzo(a)anthracene	21.88	228	136913	19.52	ng/ul	98
84) Bis(2-ethylhexyl)phthalate	21.77	149	106476	21.27	ng/ul#	95
85) Chrysene	21.95	228	126490	19.41	ng/ul	98
87) Di-n-octyl phthalate	23.04	149	176728	21.61	ng/ul	100
88) Benzo(b)fluoranthene	24.20	252	130654	19.68	ng/ul#	94
89) Benzo(k)fluoranthene	24.28	252	125993	19.38	ng/ul#	93
91) Benzo(a)pyrene	25.12	252	124767	19.65	ng/ul#	92
92) Indeno(1,2,3-cd)pyrene	29.15	276	63003	8.49	ng/ul#	84
93) Dibenzo(a,h)anthracene	29.23	278	120148	19.59	ng/ul#	88
94) Benzo(g,h,i)perylene	30.38	276	119539	19.62	ng/ul#	84

Data Path : Z:\HPCHEM1\BNA_G\DATA\BG020416\
 Data File : BG020803.D
 Acq On : 5 Feb 2016 2:20
 Operator : SJ/IZ
 Sample : SSTDCCC020EC
 Misc :
 ALS Vial : 2 Sample Multiplier: 1

Instrument :
 BNA_G
ClientSampleId :
 SSTD02014

Quant Time: Feb 05 07:39:49 2016
 Quant Method : Z:\HPCHEM1\BNA_G\METHODS\SOM02.2-EPA-BG012716.M
 Quant Title : SVOA CALIBRATION
 QLast Update : Fri Feb 05 07:34:32 2016
 Response via : Initial Calibration

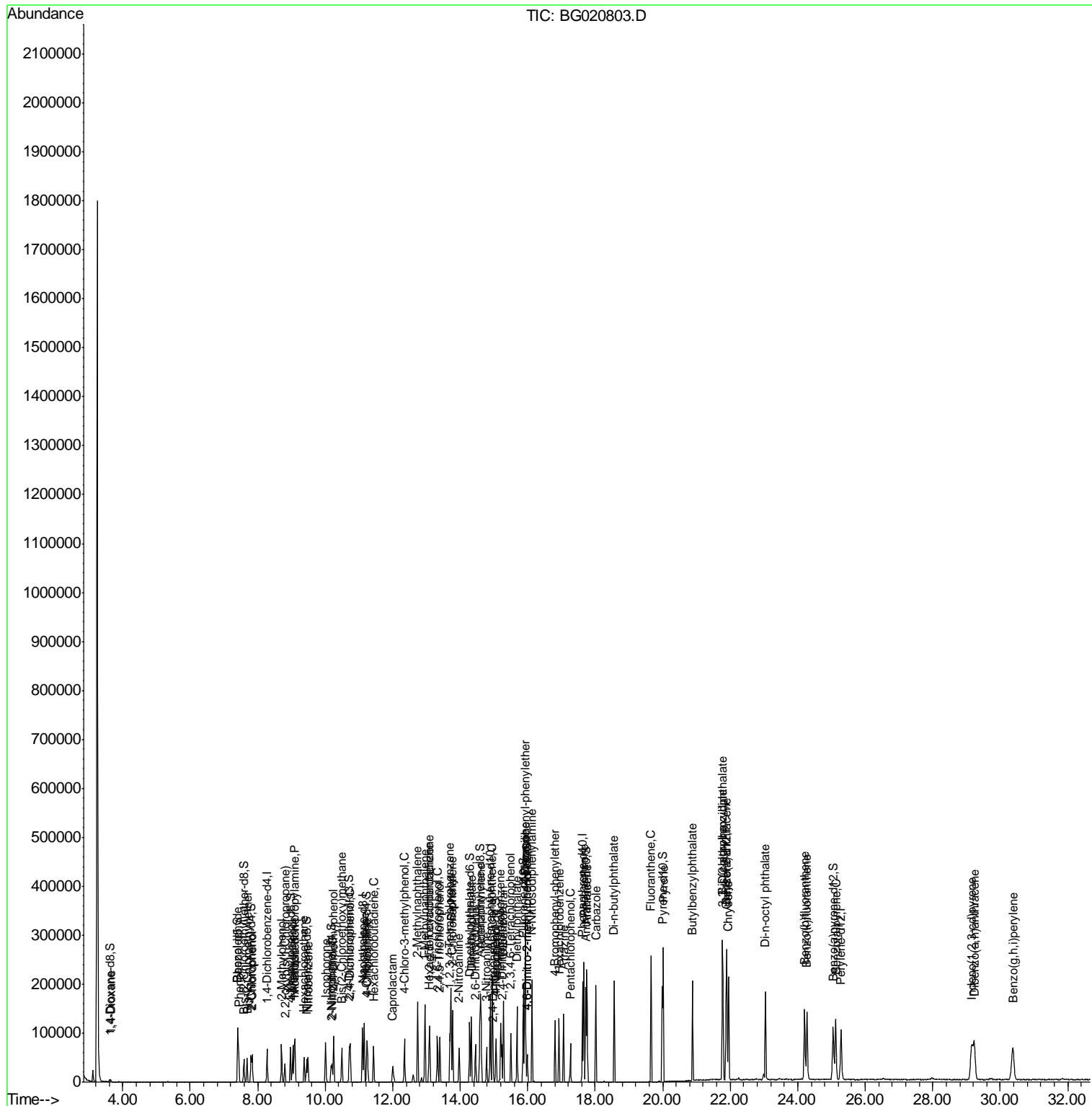
Internal Standards	R.T.	QIon	Response	Conc	Units	Dev(Min)

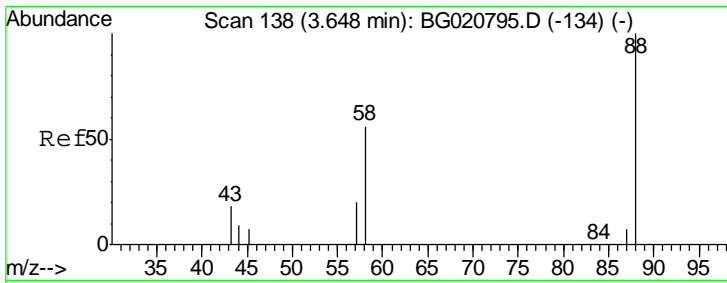
(#) = qualifier out of range (m) = manual integration (+) = signals summed						

Data Path : Z:\HPCHEM1\BNA_G\DATA\BG020416\
 Data File : BG020803.D
 Acq On : 5 Feb 2016 2:20
 Operator : SJ/IZ
 Sample : SSTDCCC020EC
 Misc :
 ALS Vial : 2 Sample Multiplier: 1

Instrument :
 BNA_G
 Client Sampled :
 SSTD02014

Quant Time: Feb 05 07:39:49 2016
 Quant Method : Z:\HPCHEM1\BNA_G\METHODS\SOM02.2-EPA-BG012716.M
 Quant Title : SVOA CALIBRATION
 QLast Update : Fri Feb 05 07:34:32 2016
 Response via : Initial Calibration

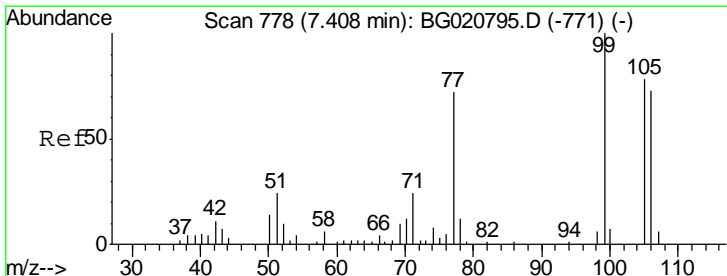
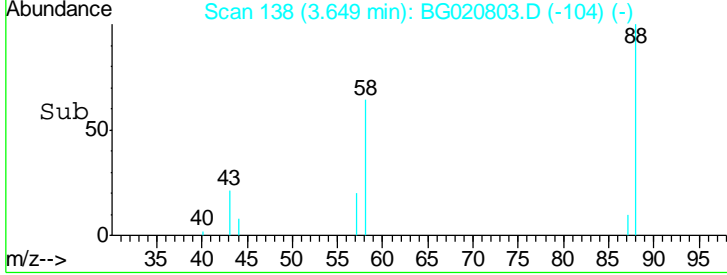
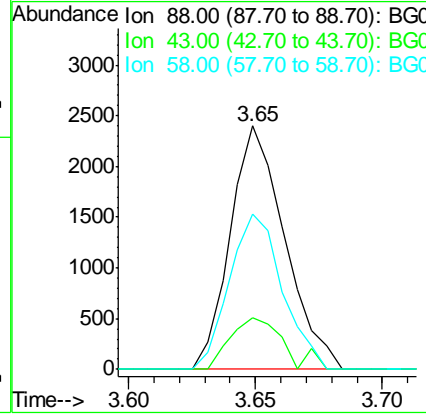
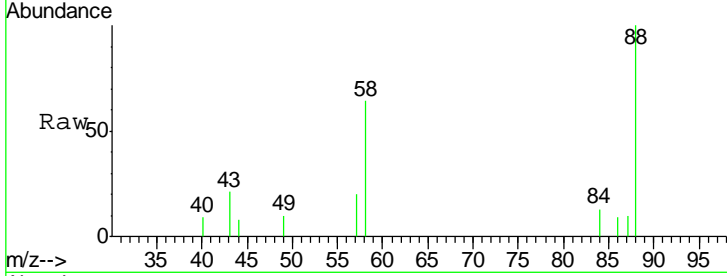




#2
 1,4-Dioxane
 Concen: 5.82 ng/uL
 RT: 3.65 min Scan# 138
 Delta R.T. 0.00 min
 Lab File: BG020803.D
 Acq: 5 Feb 2016 2:20

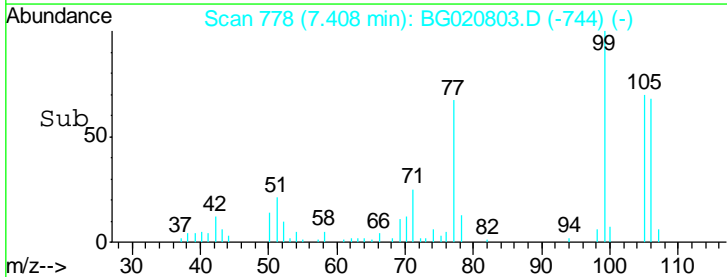
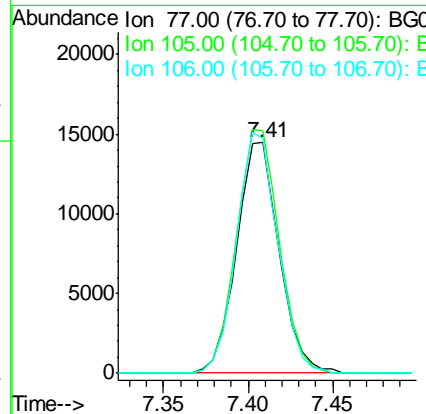
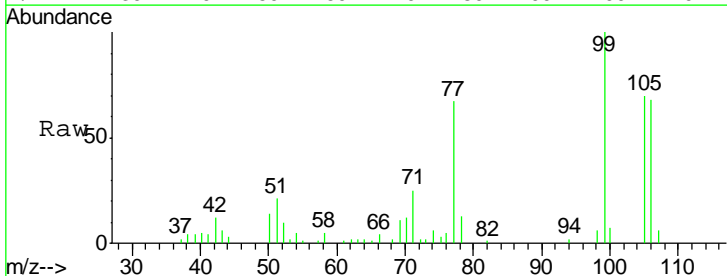
Instrument :
 BNA_G
ClientSampled :
 SSTD02014

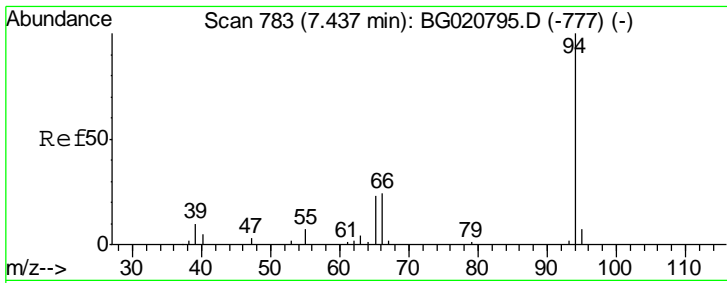
Tgt Ion	Resp	Lower	Upper
88	3593		
43	21.2	29.0	43.4#
58	63.8	45.9	68.9



#4
 Benzaldehyde
 Concen: 20.37 ng/uL
 RT: 7.41 min Scan# 778
 Delta R.T. 0.00 min
 Lab File: BG020803.D
 Acq: 5 Feb 2016 2:20

Tgt Ion	Resp	Lower	Upper
77	25324		
105	105.3	71.0	106.6
106	102.1	69.5	104.3

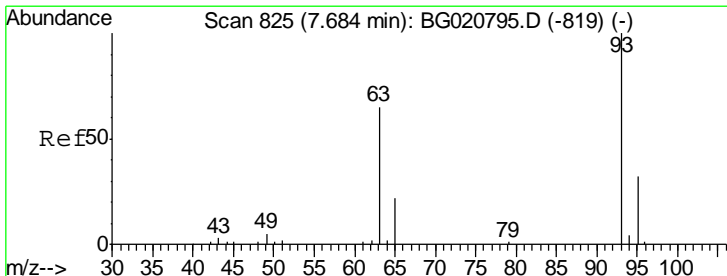
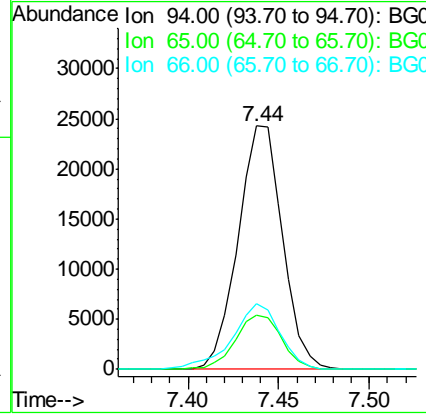
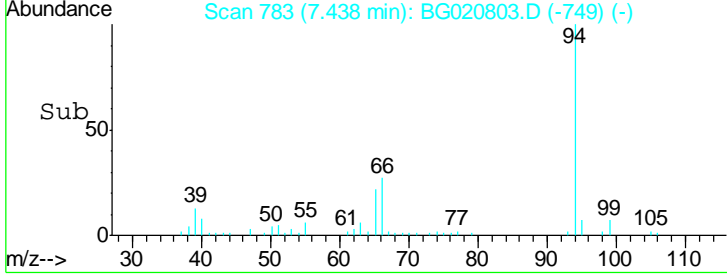
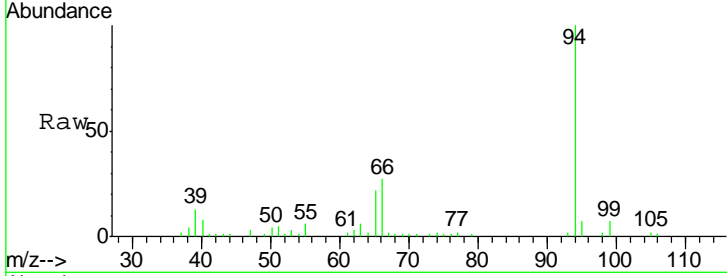




#6
 Phenol
 Concen: 17.63 ng/ul
 RT: 7.44 min Scan# 783
 Delta R.T. 0.00 min
 Lab File: BG020803.D
 Acq: 5 Feb 2016 2:20

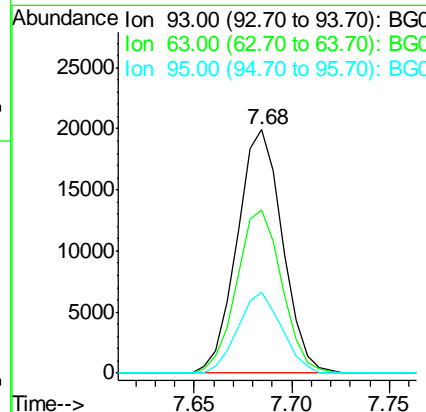
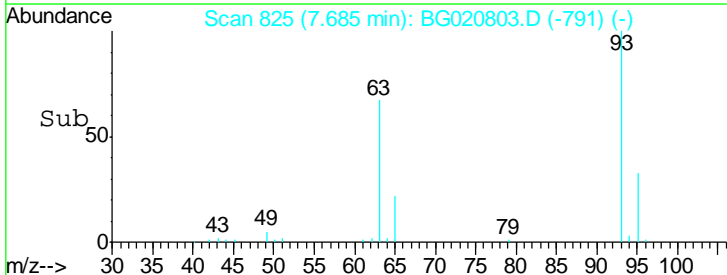
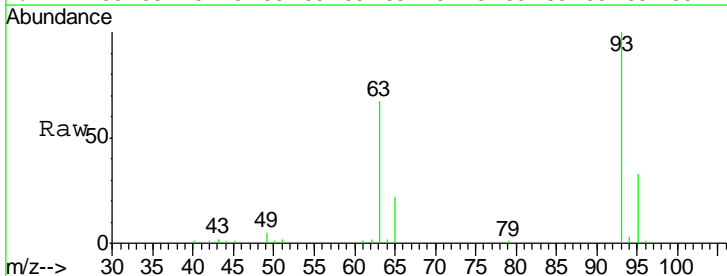
Instrument :
 BNA_G
 ClientSampled :
 SSTD02014

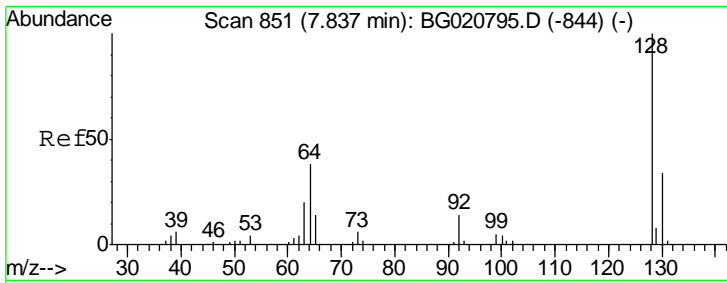
Tgt Ion	Resp	Lower	Upper
94	41420		
65	22.2	23.0	34.6#
66	26.9	30.4	45.6#



#8
 Bis(2-Chloroethyl)ether
 Concen: 18.17 ng/ul
 RT: 7.68 min Scan# 825
 Delta R.T. 0.00 min
 Lab File: BG020803.D
 Acq: 5 Feb 2016 2:20

Tgt Ion	Resp	Lower	Upper
93	31981		
63	66.9	59.4	89.2
95	33.3	26.4	39.6

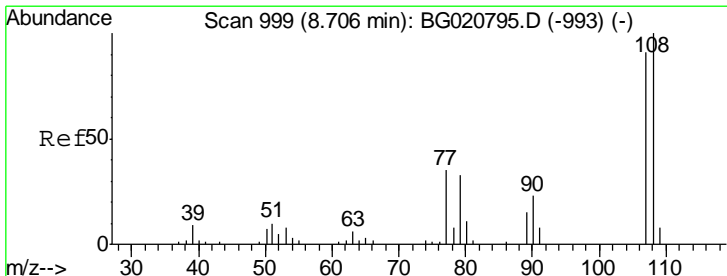
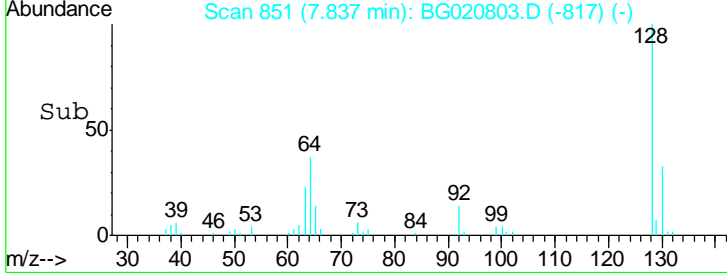
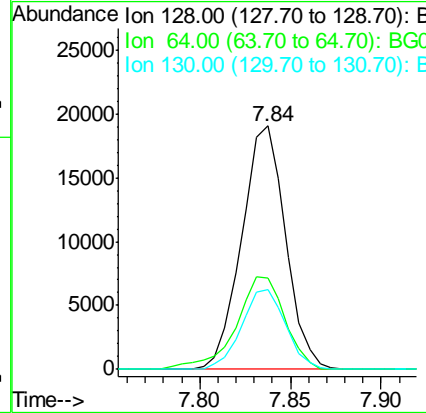
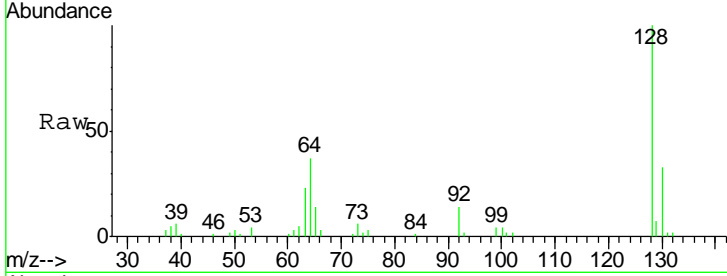




#10
 2-Chlorophenol
 Concen: 18.61 ng/ul
 RT: 7.84 min Scan# 851
 Delta R.T. 0.00 min
 Lab File: BG020803.D
 Acq: 5 Feb 2016 2:20

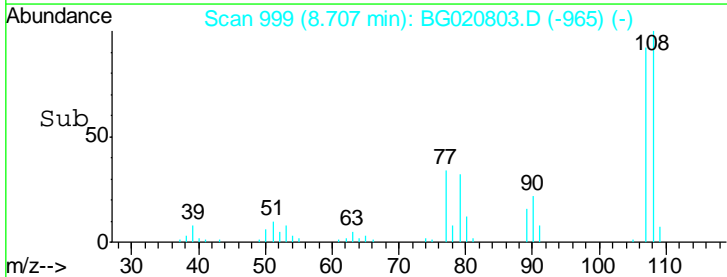
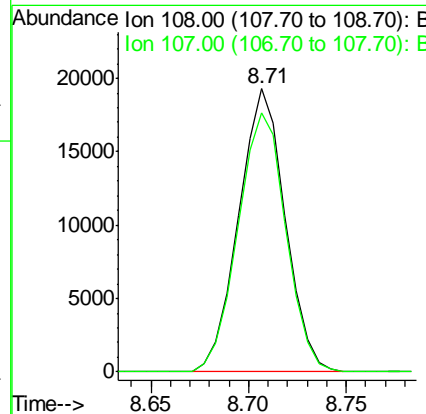
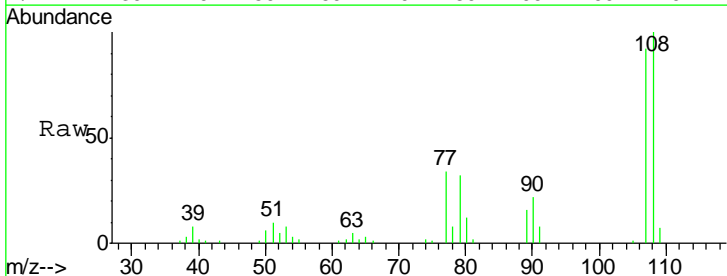
Instrument :
 BNA_G
 ClientSampleID :
 SSTD02014

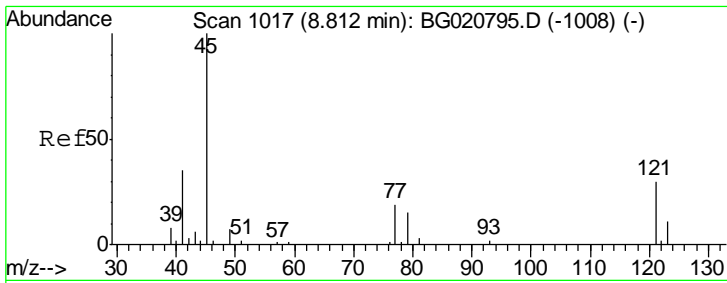
Tgt Ion	Resp	Lower	Upper
128	32182		
64	37.3	39.8	59.6#
130	32.9	25.8	38.8



#11
 2-Methylphenol
 Concen: 17.04 ng/ul
 RT: 8.71 min Scan# 999
 Delta R.T. 0.00 min
 Lab File: BG020803.D
 Acq: 5 Feb 2016 2:20

Tgt Ion	Resp	Lower	Upper
108	31783		
107	91.7	74.1	111.1

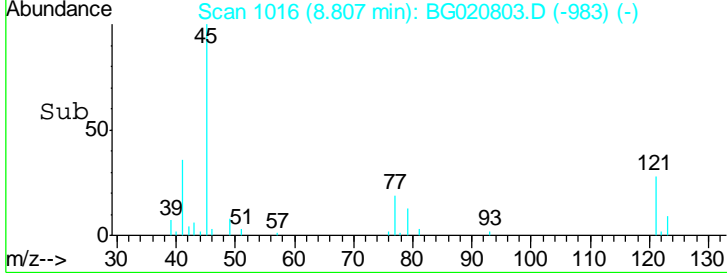
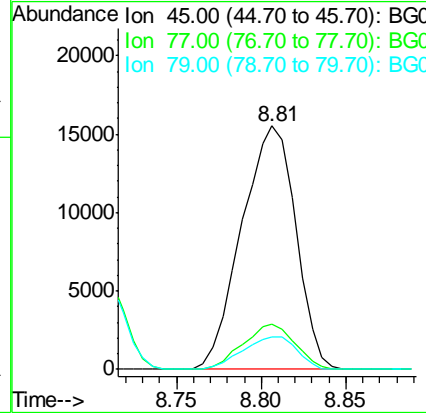
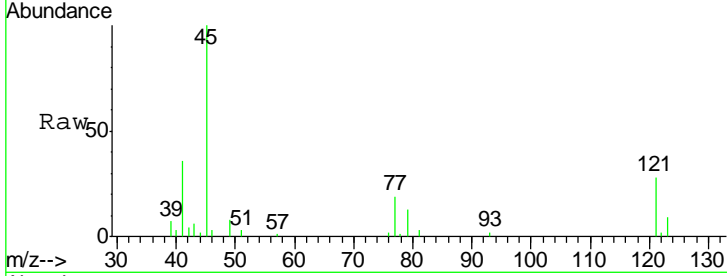




#12
 2,2'-oxybis(1-Chloropropane)
 Concen: 17.70 ng/ul
 RT: 8.81 min Scan# 1016
 Delta R.T. -0.01 min
 Lab File: BG020803.D
 Acq: 5 Feb 2016 2:20

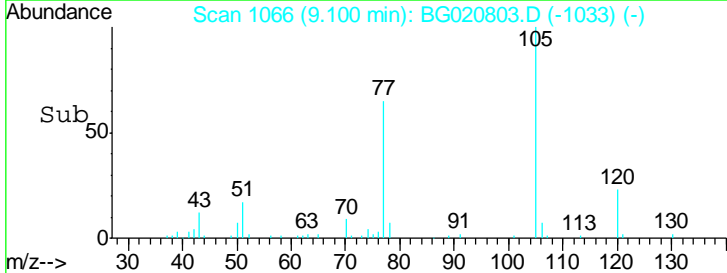
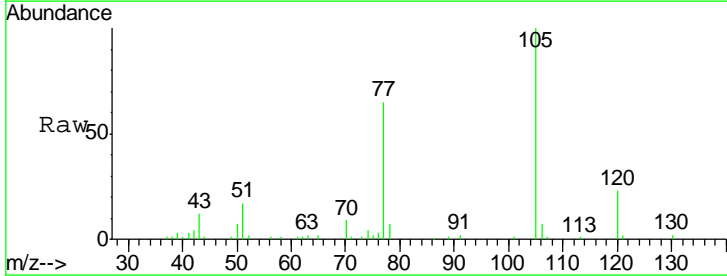
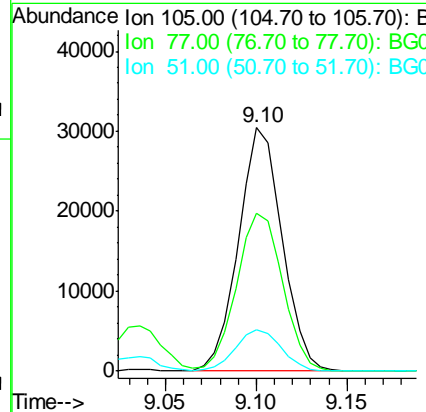
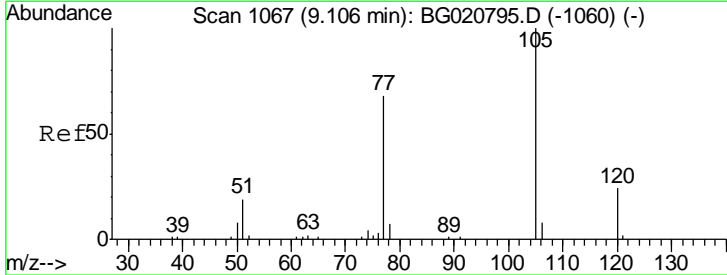
Instrument :
 BNA_G
 ClientSampled :
 SST02014

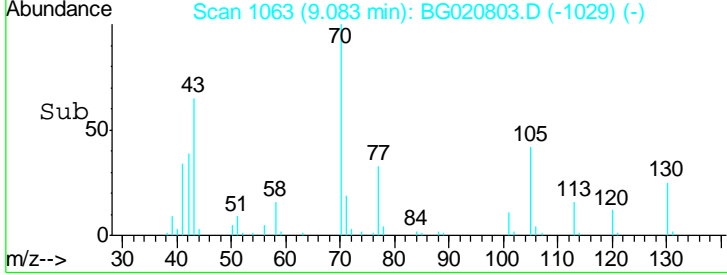
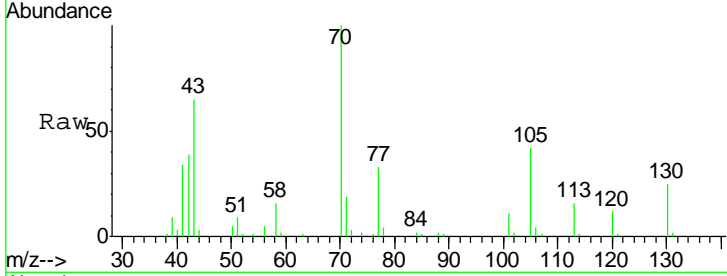
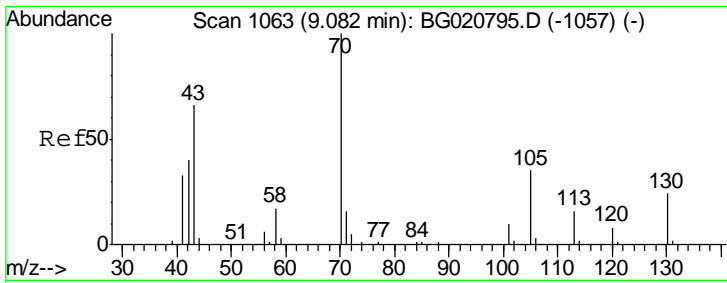
Tgt Ion	Resp	Lower	Upper
45	34419		
77	18.7	12.5	18.7
79	13.5	9.4	14.2



#14
 Acetophenone
 Concen: 17.22 ng/ul
 RT: 9.10 min Scan# 1066
 Delta R.T. -0.01 min
 Lab File: BG020803.D
 Acq: 5 Feb 2016 2:20

Tgt Ion	Resp	Lower	Upper
105	50875		
77	64.9	63.2	94.8
51	17.1	19.8	29.8#

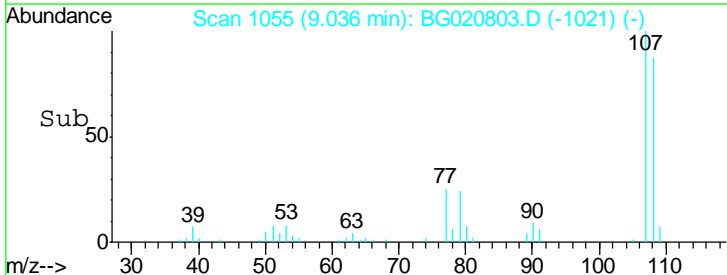
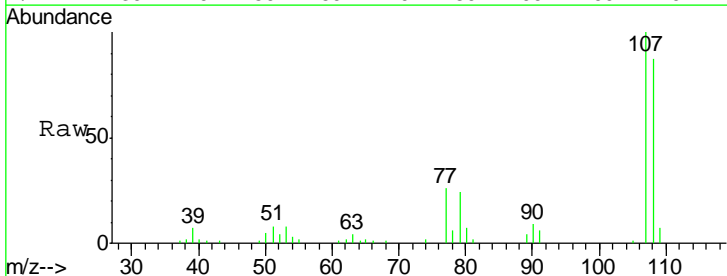
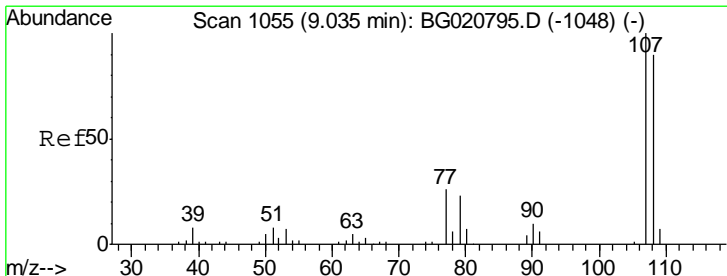
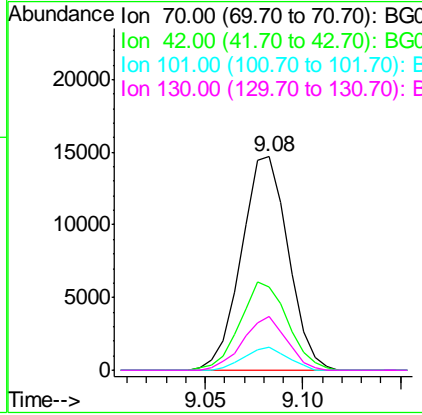




#15
 N-Nitroso-di-n-propylamine
 Concen: 16.34 ng/ul
 RT: 9.08 min Scan# 1063
 Delta R.T. 0.00 min
 Lab File: BG020803.D
 Acq: 5 Feb 2016 2:20

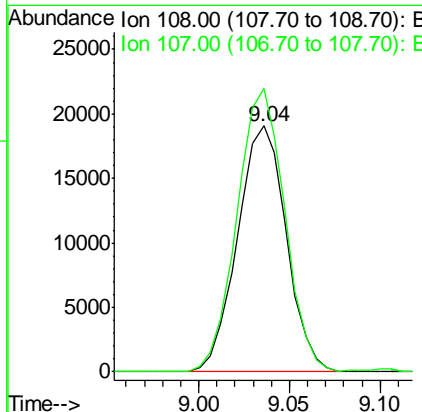
Instrument :
 BNA_G
 ClientSampleID :
 SSTD02014

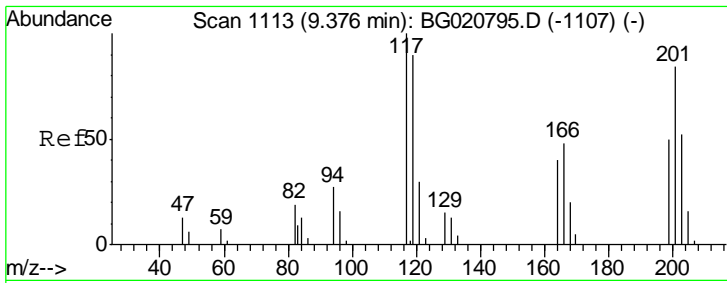
Tgt Ion	Resp	Lower	Upper
70	100		
42	39.0	40.2	60.4#
101	10.7	7.7	11.5
130	25.2	17.8	26.6



#16
 4-Methylphenol
 Concen: 17.13 ng/ul
 RT: 9.04 min Scan# 1055
 Delta R.T. 0.00 min
 Lab File: BG020803.D
 Acq: 5 Feb 2016 2:20

Tgt Ion	Resp	Lower	Upper
108	100		
107	115.2	93.6	140.4

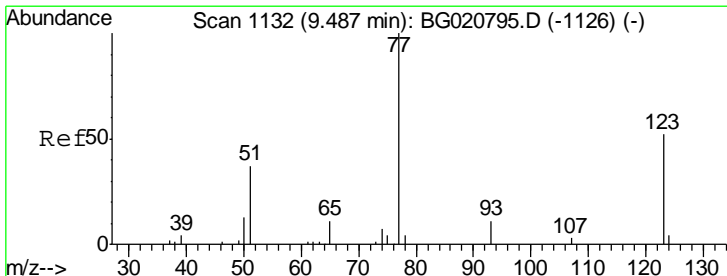
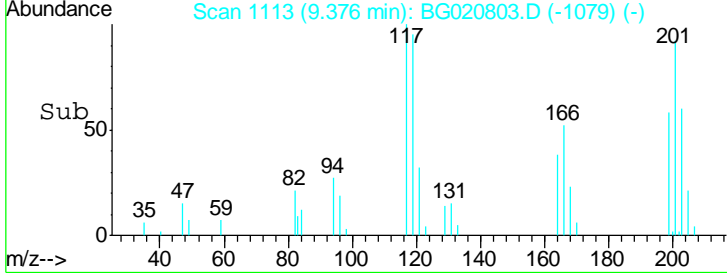
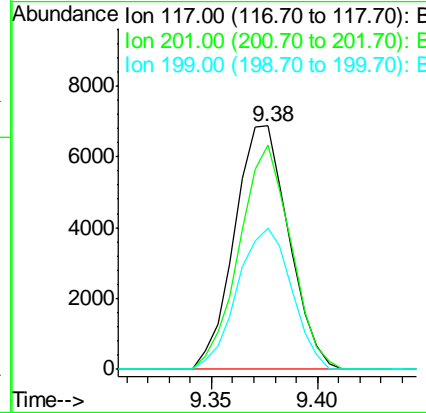
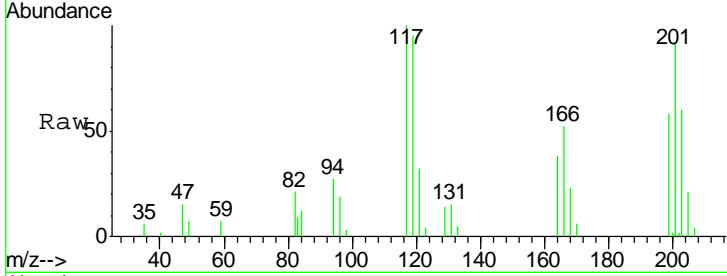




#17
 Hexachloroethane
 Concen: 20.20 ng/ul
 RT: 9.38 min Scan# 1113
 Delta R.T. 0.00 min
 Lab File: BG020803.D
 Acq: 5 Feb 2016 2:20

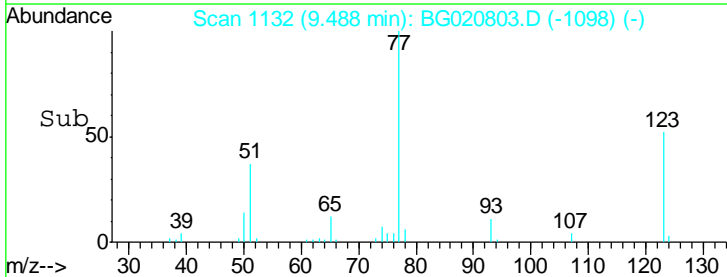
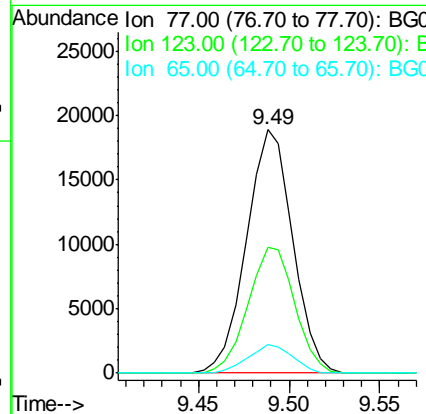
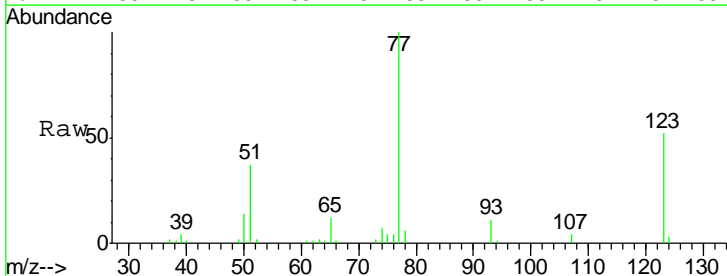
Instrument :
 BNA_G
 ClientSampled :
 SSTD02014

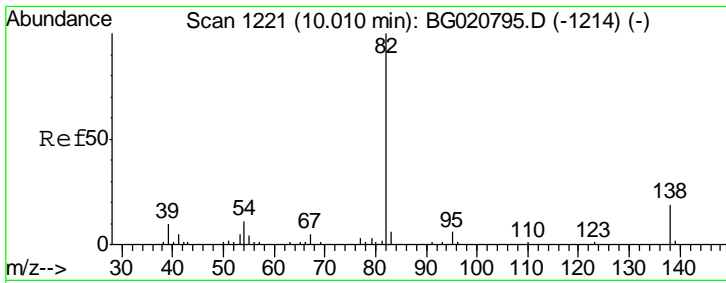
Tgt Ion	Resp	Lower	Upper
117	100		
201	92.1	96.1	144.1#
199	58.1	59.7	89.5#



#20
 Nitrobenzene
 Concen: 22.46 ng/ul
 RT: 9.49 min Scan# 1132
 Delta R.T. 0.00 min
 Lab File: BG020803.D
 Acq: 5 Feb 2016 2:20

Tgt Ion	Resp	Lower	Upper
77	100		
123	51.6	31.8	47.8#
65	11.8	10.6	16.0

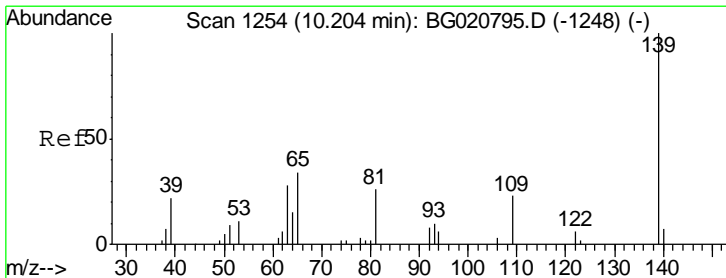
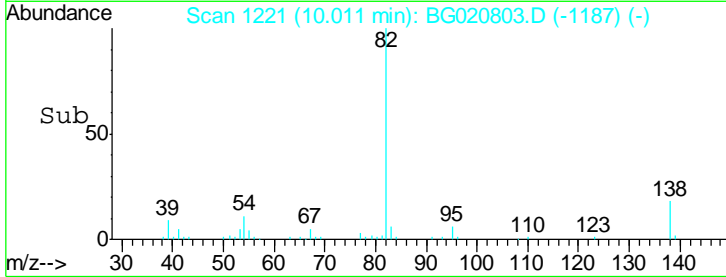
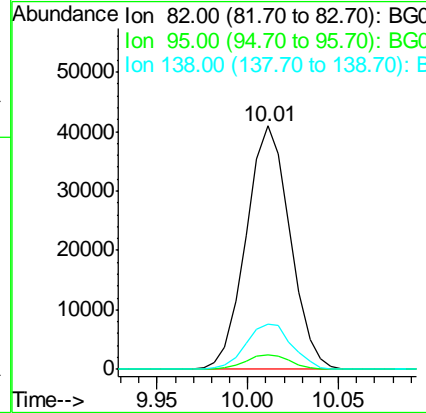
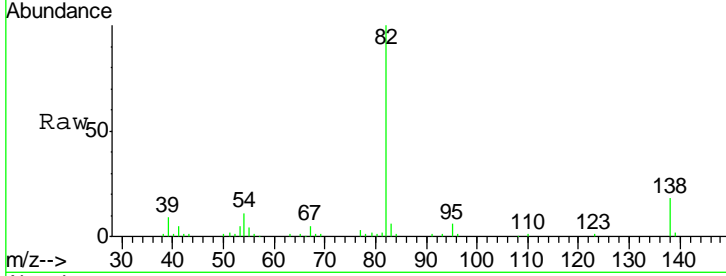




#21
 Isophorone
 Concen: 17.53 ng/ul
 RT: 10.01 min Scan# 1221
 Delta R.T. 0.00 min
 Lab File: BG020803.D
 Acq: 5 Feb 2016 2:20

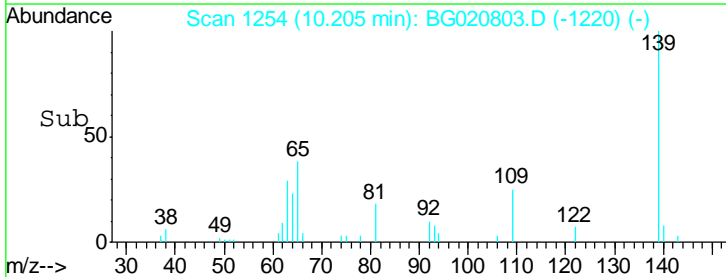
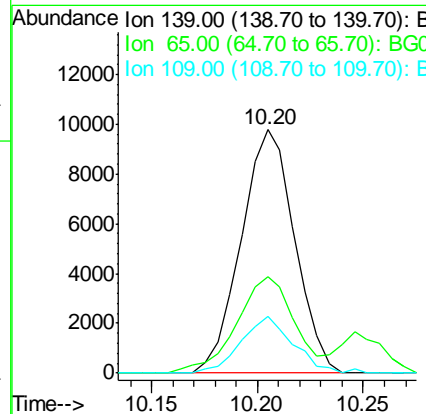
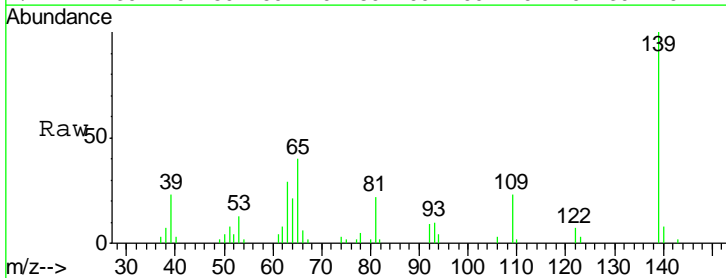
Instrument :
 BNA_G
 ClientSampled :
 SSTD02014

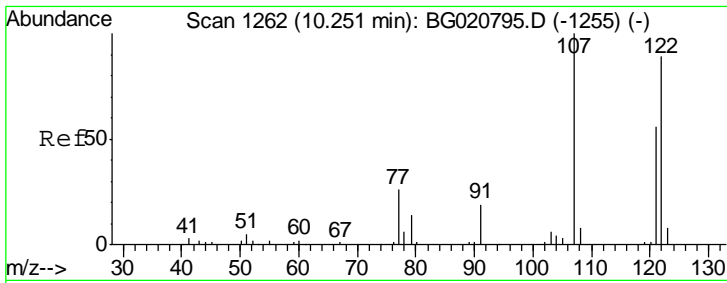
Tgt Ion	Resp	Lower	Upper
82	100		
95	5.8	6.1	9.1#
138	18.5	13.5	20.3



#23
 2-Nitrophenol
 Concen: 24.97 ng/ul
 RT: 10.20 min Scan# 1254
 Delta R.T. 0.00 min
 Lab File: BG020803.D
 Acq: 5 Feb 2016 2:20

Tgt Ion	Resp	Lower	Upper
139	100		
65	39.7	45.3	67.9#
109	23.4	27.7	41.5#

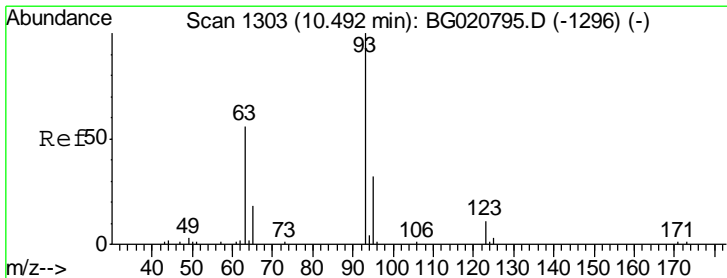
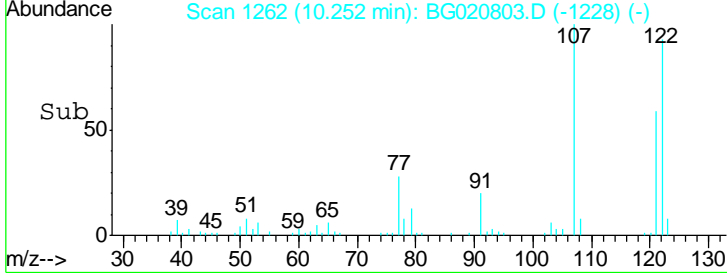
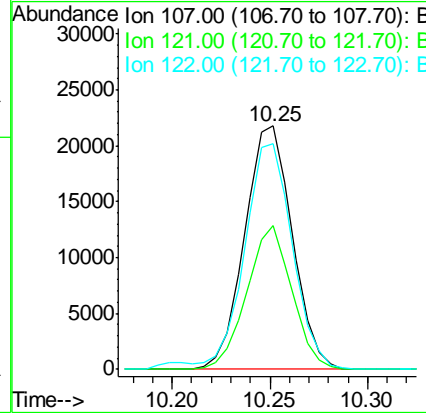
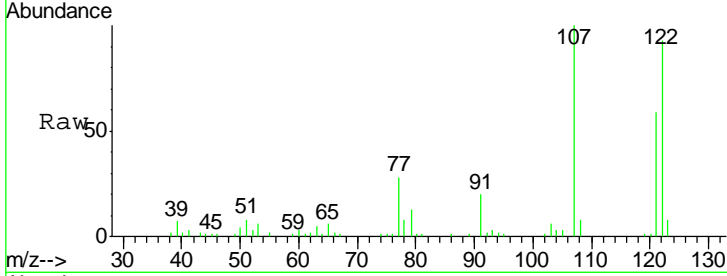




#24
 2,4-Dimethylphenol
 Concen: 19.28 ng/ul
 RT: 10.25 min Scan# 1262
 Delta R.T. 0.00 min
 Lab File: BG020803.D
 Acq: 5 Feb 2016 2:20

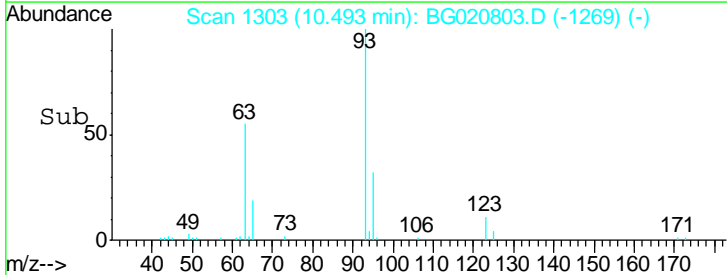
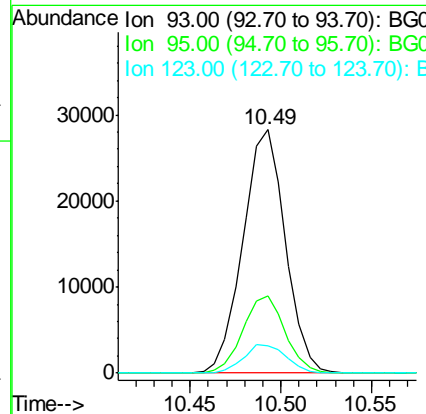
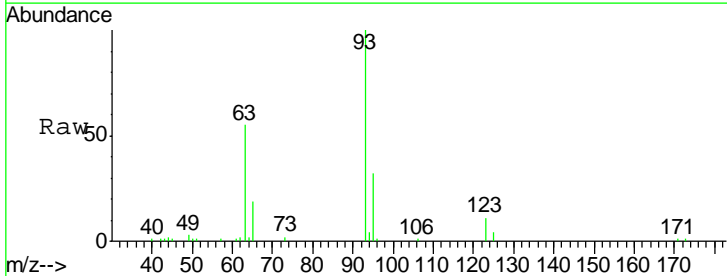
Instrument :
 BNA_G
 ClientSampled :
 SSTD02014

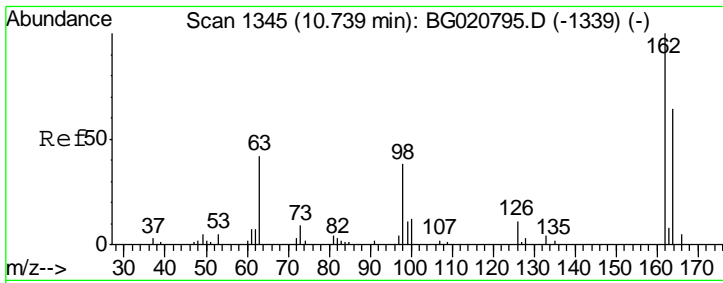
Tgt Ion	Resp	Lower	Upper
107	36763		
121	59.2	38.1	57.1#
122	92.8	63.8	95.8



#25
 Bis(2-Chloroethoxy)methane
 Concen: 18.52 ng/ul
 RT: 10.49 min Scan# 1303
 Delta R.T. 0.00 min
 Lab File: BG020803.D
 Acq: 5 Feb 2016 2:20

Tgt Ion	Resp	Lower	Upper
93	46140		
95	31.9	24.7	37.1
123	11.3	8.2	12.2

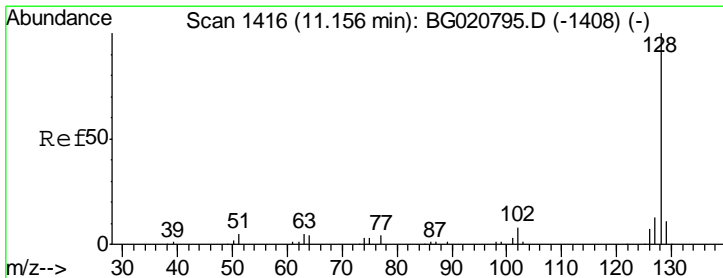
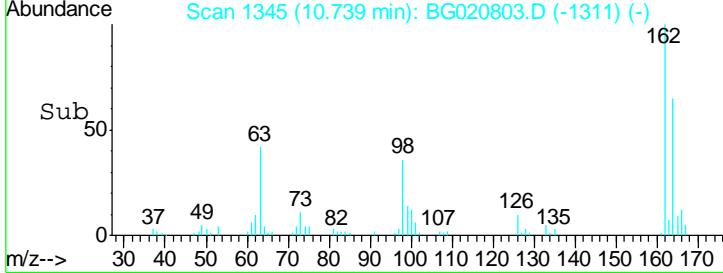
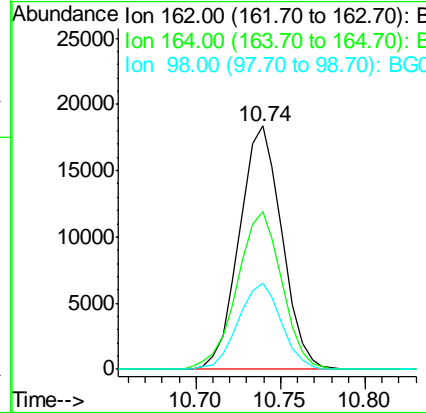
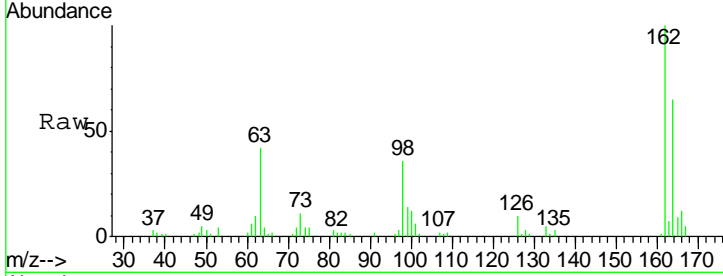




#27
 2,4-Dichlorophenol
 Concen: 19.63 ng/ul
 RT: 10.74 min Scan# 1345
 Delta R.T. 0.00 min
 Lab File: BG020803.D
 Acq: 5 Feb 2016 2:20

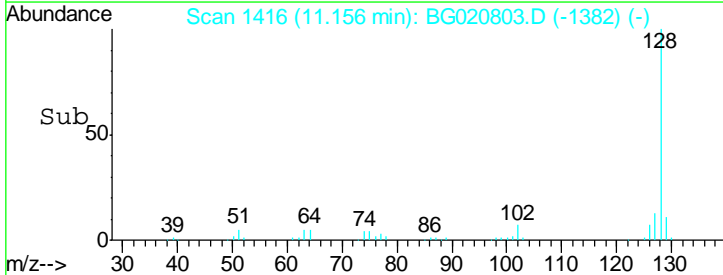
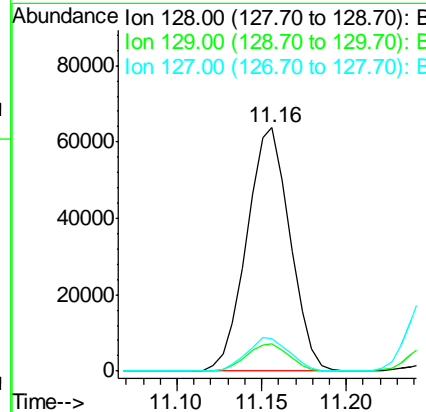
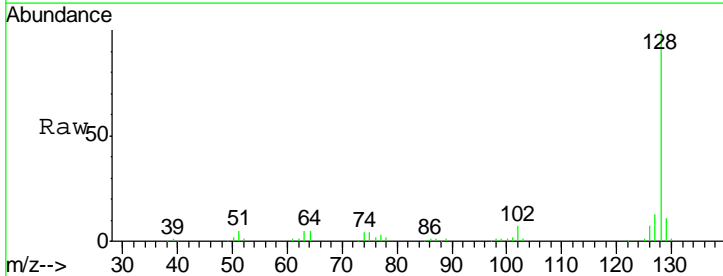
Instrument :
 BNA_G
 ClientSampled :
 SSTD02014

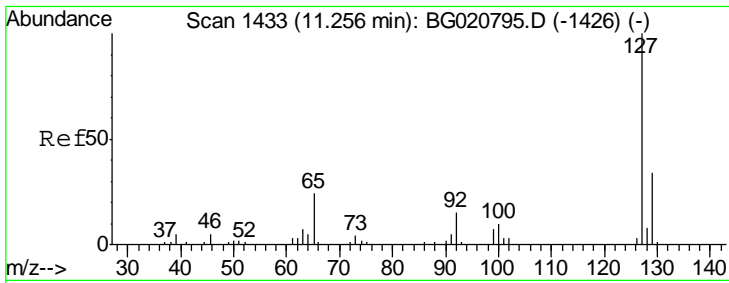
Tgt Ion	Resp	Lower	Upper
162	32094		
164	64.8	52.0	78.0
98	35.5	26.6	39.8



#28
 Naphthalene
 Concen: 19.19 ng/ul
 RT: 11.16 min Scan# 1416
 Delta R.T. 0.00 min
 Lab File: BG020803.D
 Acq: 5 Feb 2016 2:20

Tgt Ion	Resp	Lower	Upper
128	113257		
129	11.1	8.3	12.5
127	13.3	10.8	16.2

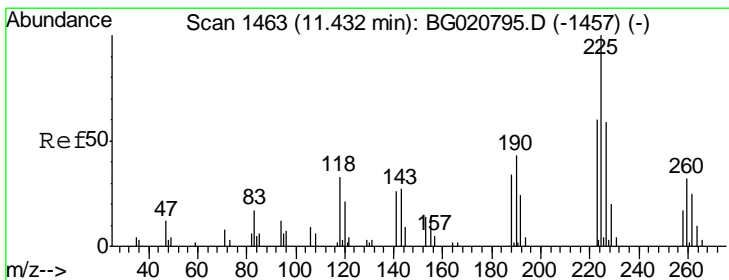
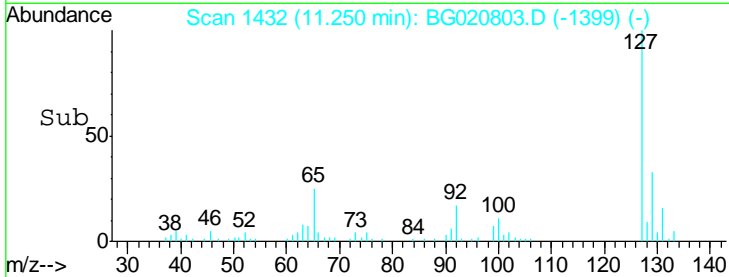
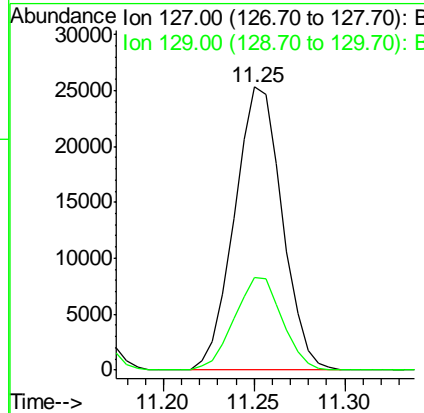
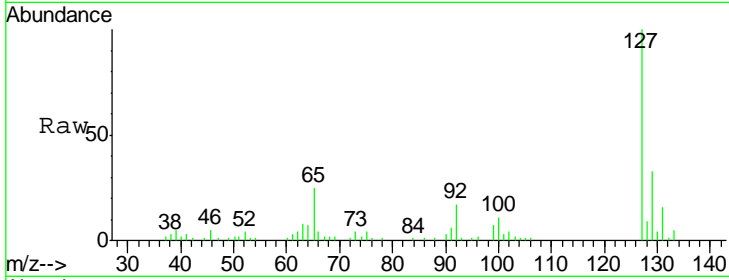




#30
 4-Chloroaniline
 Concen: 19.96 ng/ul
 RT: 11.25 min Scan# 1432
 Delta R.T. -0.01 min
 Lab File: BG020803.D
 Acq: 5 Feb 2016 2:20

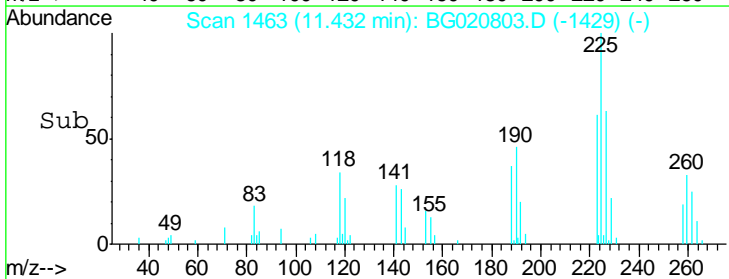
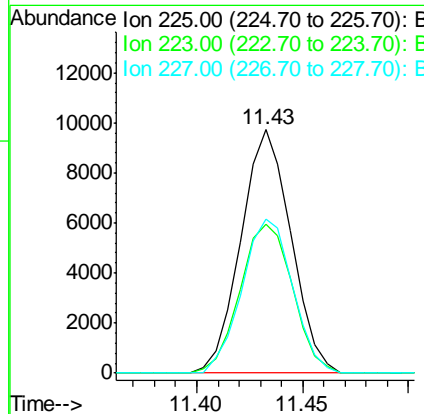
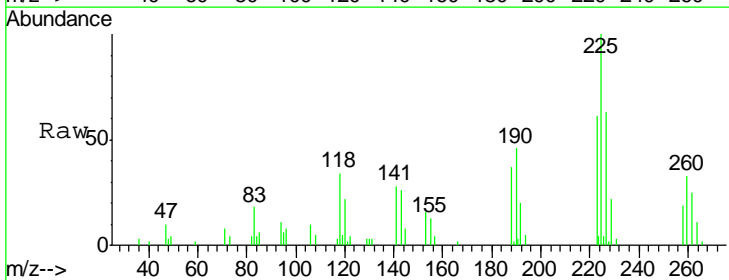
Instrument :
 BNA_G
 ClientSampleID :
 SSTD02014

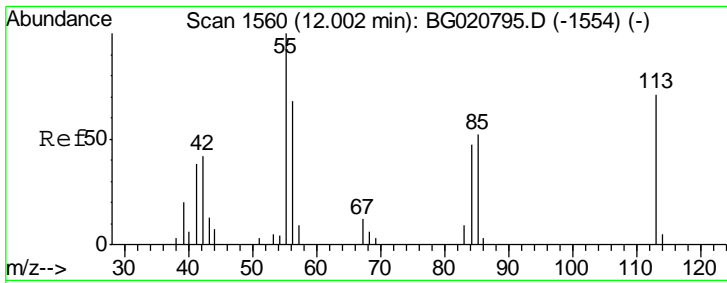
Tgt Ion	Resp	Lower	Upper
127	46100		
129	32.8	24.6	37.0



#31
 Hexachlorobutadiene
 Concen: 19.73 ng/ul
 RT: 11.43 min Scan# 1463
 Delta R.T. 0.00 min
 Lab File: BG020803.D
 Acq: 5 Feb 2016 2:20

Tgt Ion	Resp	Lower	Upper
225	15988		
223	61.1	48.1	72.1
227	63.2	52.1	78.1

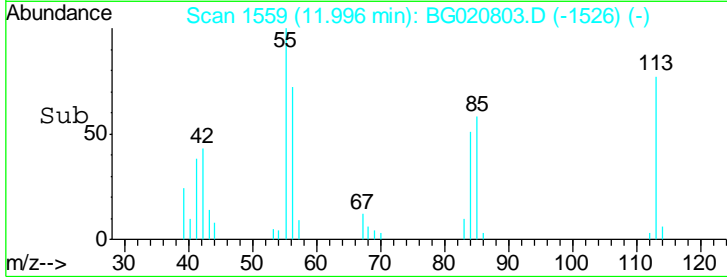
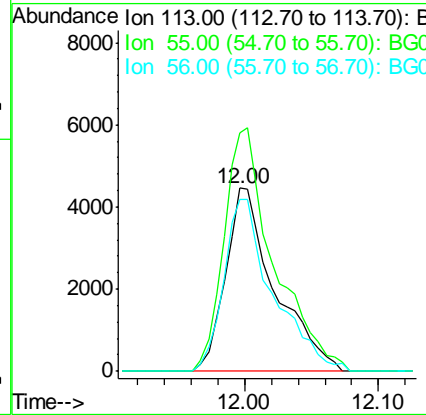
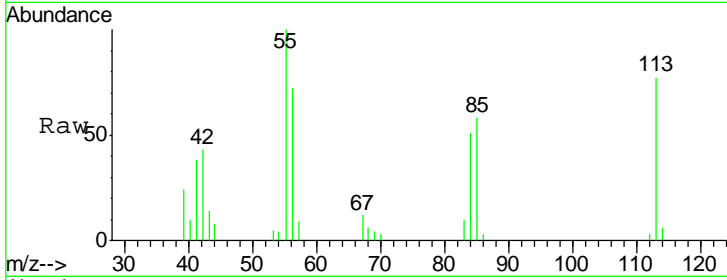




#32
 Caprolactam
 Concen: 17.13 ng/ul
 RT: 12.00 min Scan# 1559
 Delta R.T. -0.01 min
 Lab File: BG020803.D
 Acq: 5 Feb 2016 2:20

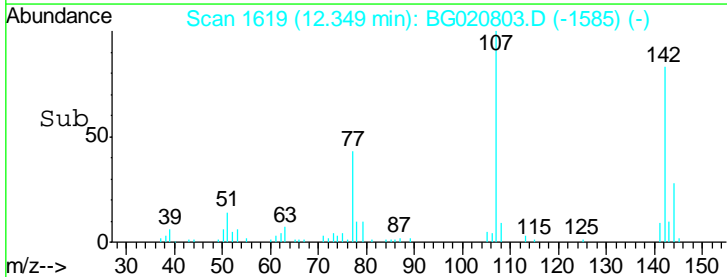
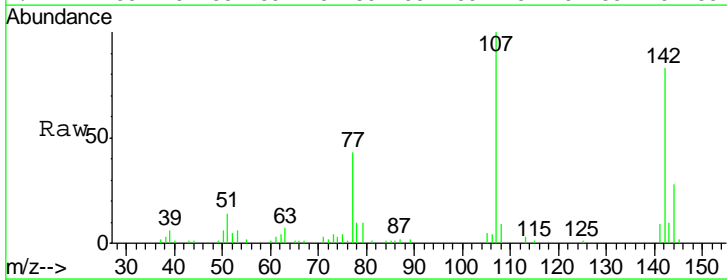
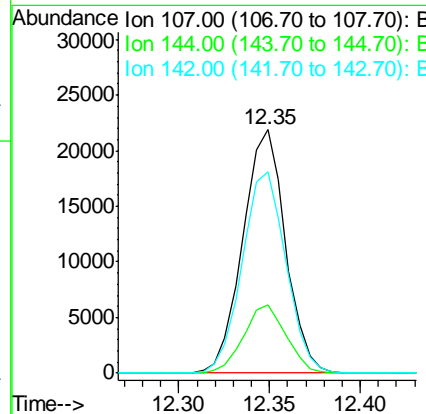
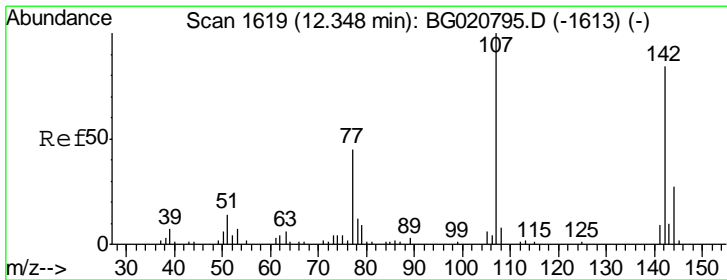
Instrument :
 BNA_G
 ClientSampled :
 SSTD02014

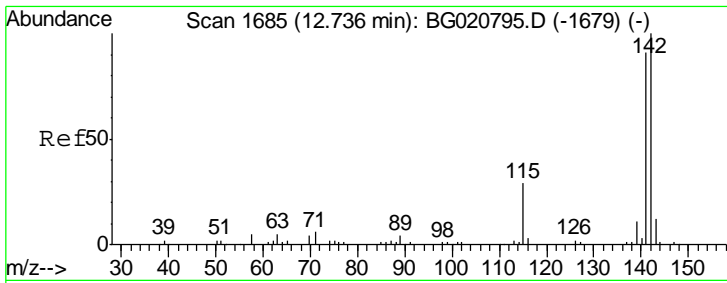
Tgt Ion	Resp	Lower	Upper
113	11423		
55	129.9	131.7	197.5#
56	93.6	92.7	139.1



#33
 4-Chloro-3-methylphenol
 Concen: 18.34 ng/ul
 RT: 12.35 min Scan# 1619
 Delta R.T. 0.00 min
 Lab File: BG020803.D
 Acq: 5 Feb 2016 2:20

Tgt Ion	Resp	Lower	Upper
107	35738		
144	28.2	21.1	31.7
142	82.9	60.1	90.1

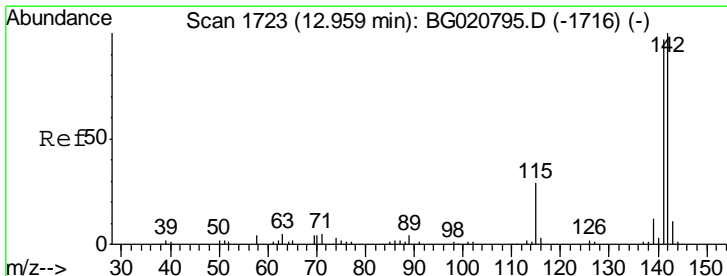
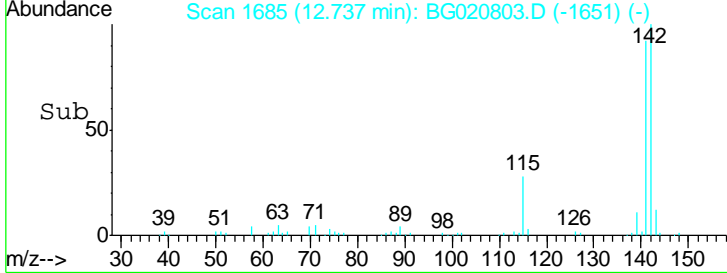
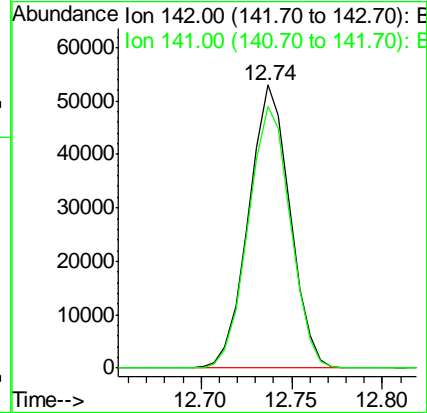
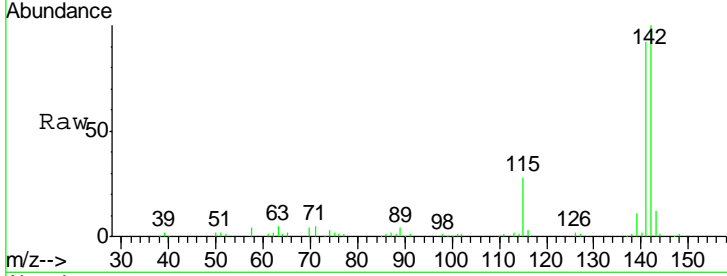




#34
 2-Methylnaphthalene
 Concen: 18.54 ng/ul
 RT: 12.74 min Scan# 1685
 Delta R.T. 0.00 min
 Lab File: BG020803.D
 Acq: 5 Feb 2016 2:20

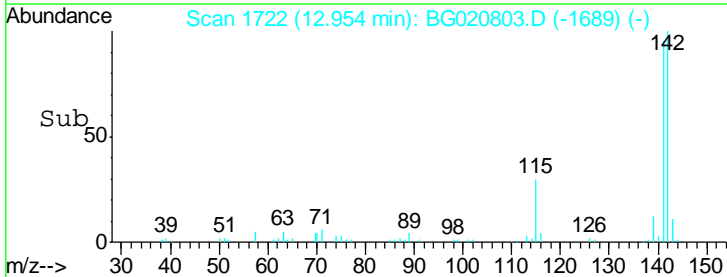
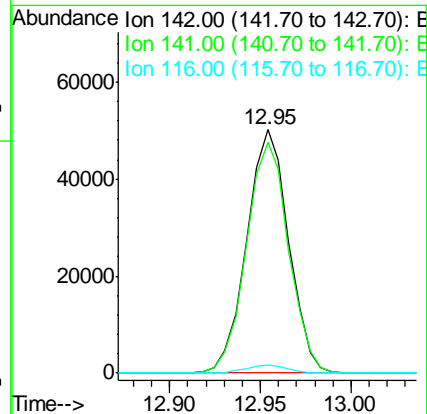
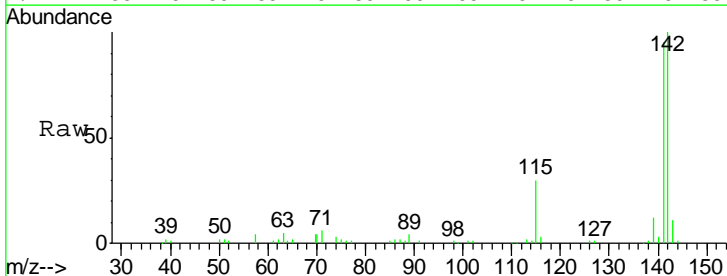
Instrument :
 BNA_G
 ClientSampleId :
 SSTD02014

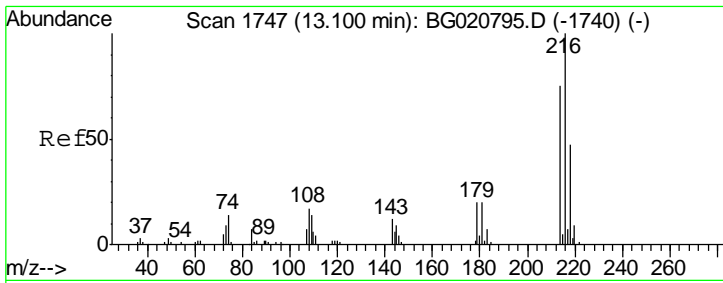
Tgt Ion:142 Resp: 84159
 Ion Ratio Lower Upper
 142 100
 141 92.5 71.4 107.2



#35
 1-Methylnaphthalene
 Concen: 18.49 ng/ul
 RT: 12.95 min Scan# 1722
 Delta R.T. -0.01 min
 Lab File: BG020803.D
 Acq: 5 Feb 2016 2:20

Tgt Ion:142 Resp: 80149
 Ion Ratio Lower Upper
 142 100
 141 95.0 76.6 115.0
 116 3.3 3.6 5.4#

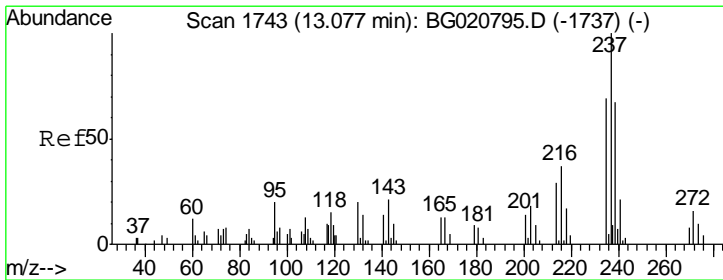
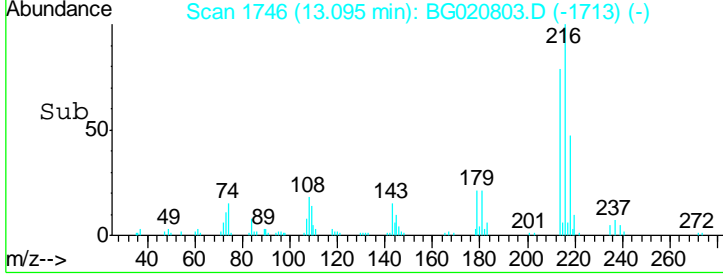
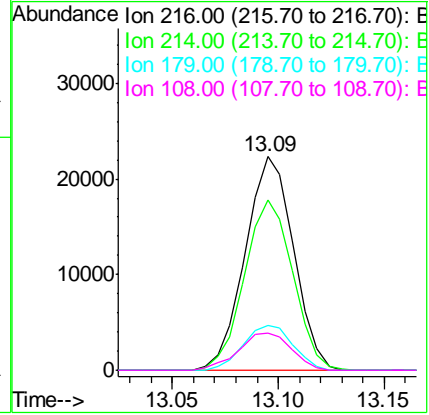
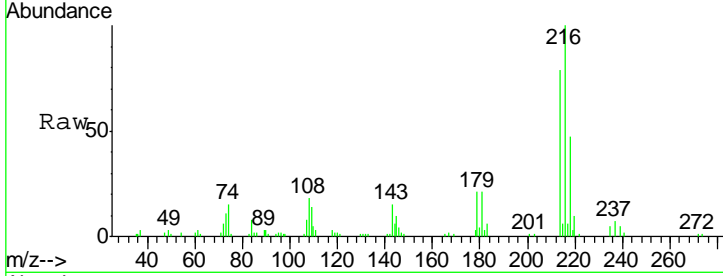




#37
 1,2,4,5-Tetrachlorobenzene
 Concen: 20.82 ng/ul
 RT: 13.09 min Scan# 1746
 Delta R.T. -0.01 min
 Lab File: BG020803.D
 Acq: 5 Feb 2016 2:20

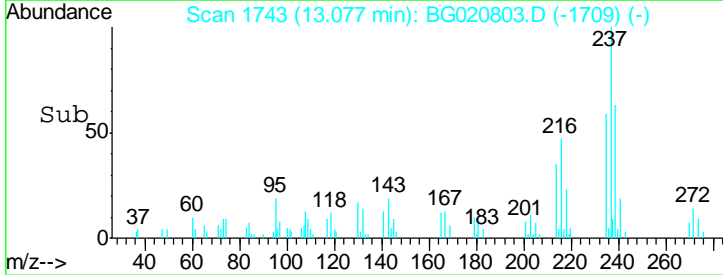
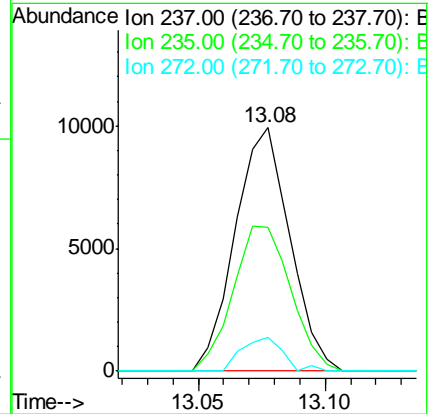
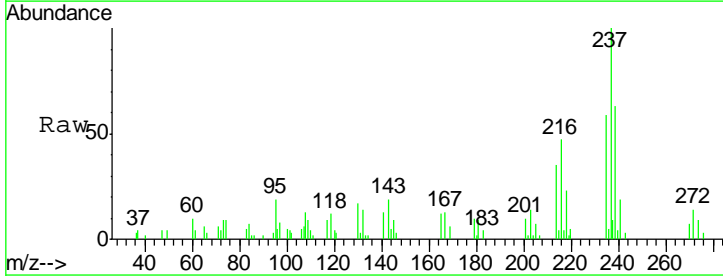
Instrument :
 BNA_G
 ClientSampled :
 SSTD02014

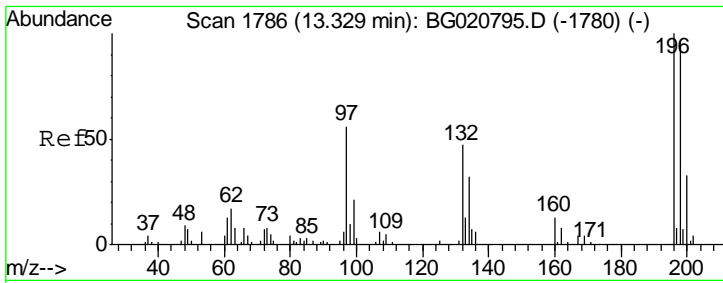
Tgt Ion	Resp	Lower	Upper
216	100		
214	79.4	64.1	96.1
179	21.3	14.5	21.7
108	17.5	10.4	15.6



#38
 Hexachlorocyclopentadiene
 Concen: 16.44 ng/ul
 RT: 13.08 min Scan# 1743
 Delta R.T. 0.00 min
 Lab File: BG020803.D
 Acq: 5 Feb 2016 2:20

Tgt Ion	Resp	Lower	Upper
237	100		
235	58.9	49.5	74.3
272	13.8	8.6	12.8

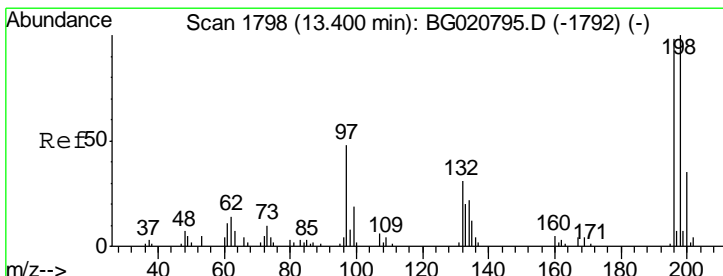
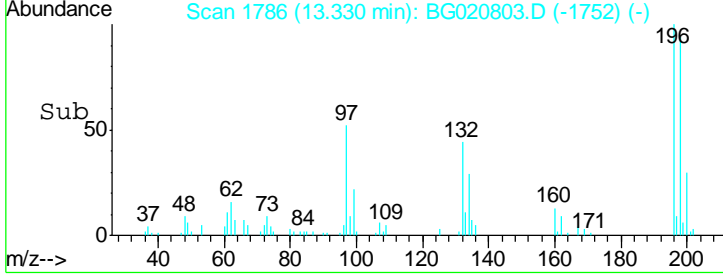
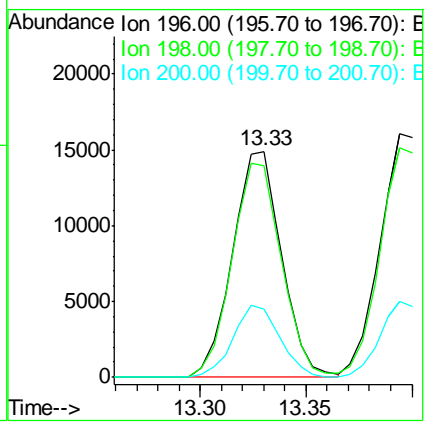
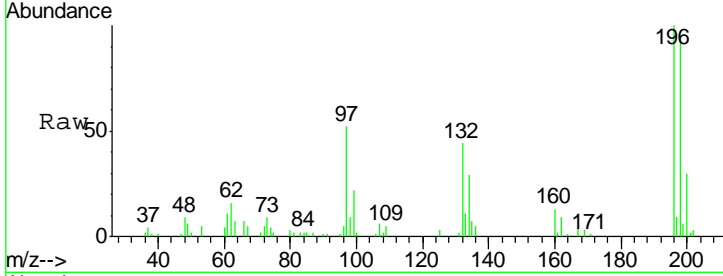




#39
 2,4,6-Trichlorophenol
 Concen: 21.21 ng/ul
 RT: 13.33 min Scan# 1786
 Delta R.T. 0.00 min
 Lab File: BG020803.D
 Acq: 5 Feb 2016 2:20

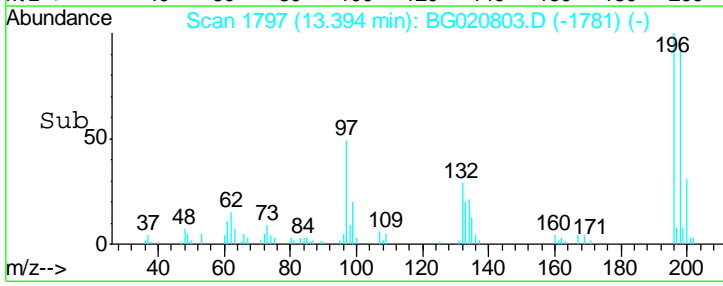
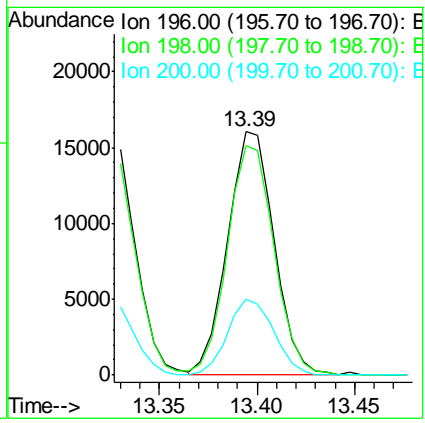
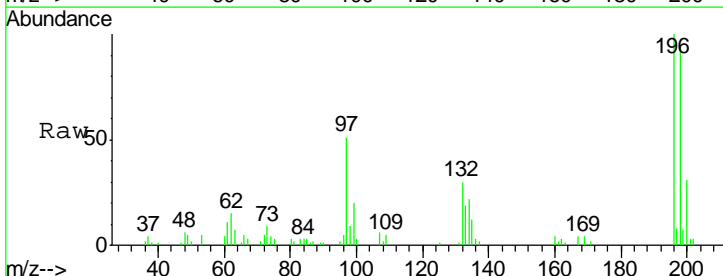
Instrument :
 BNA_G
 ClientSampled :
 SSTD02014

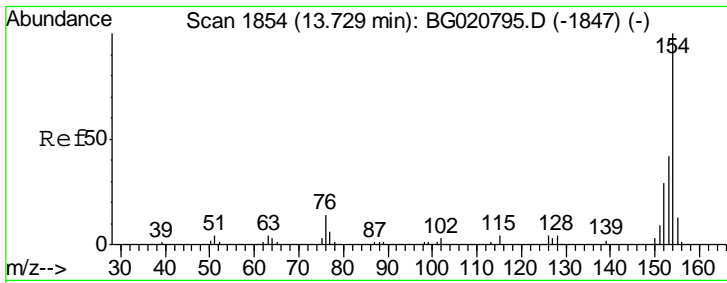
Tgt Ion	Resp	Lower	Upper
196	100		
198	93.8	75.9	113.9
200	30.5	25.8	38.6



#40
 2,4,5-Trichlorophenol
 Concen: 21.14 ng/ul
 RT: 13.39 min Scan# 1797
 Delta R.T. -0.01 min
 Lab File: BG020803.D
 Acq: 5 Feb 2016 2:20

Tgt Ion	Resp	Lower	Upper
196	100		
198	94.1	74.7	112.1
200	31.2	25.4	38.0

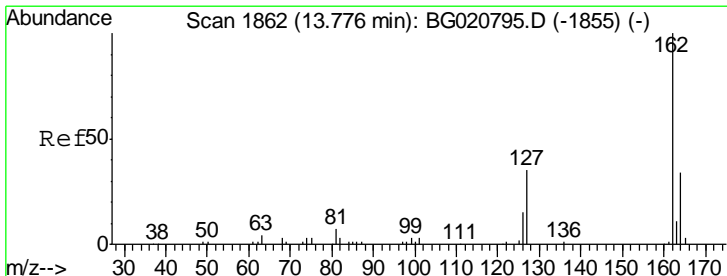
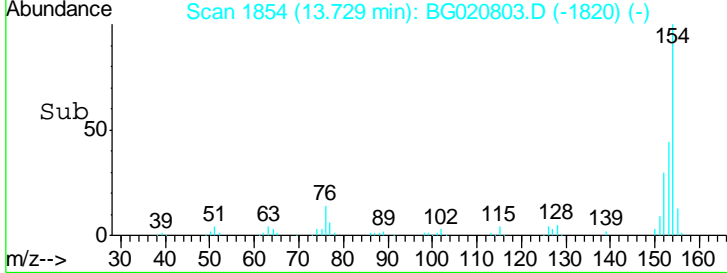
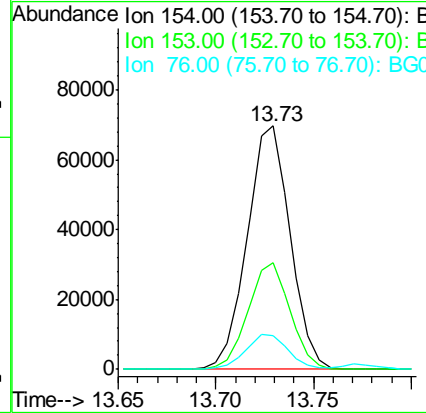
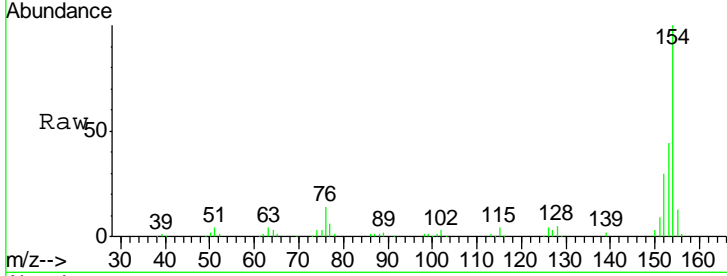




#41
 1,1'-Biphenyl
 Concen: 20.15 ng/ul
 RT: 13.73 min Scan# 1854
 Delta R.T. 0.00 min
 Lab File: BG020803.D
 Acq: 5 Feb 2016 2:20

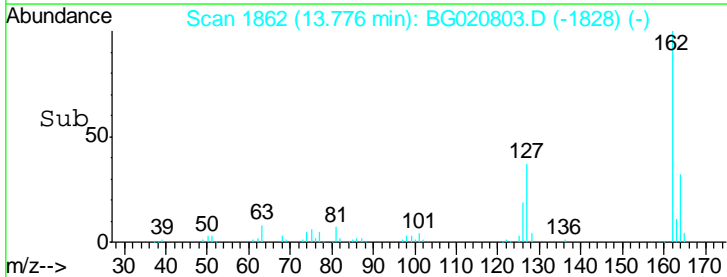
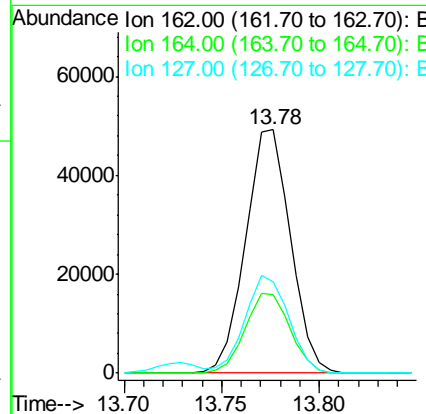
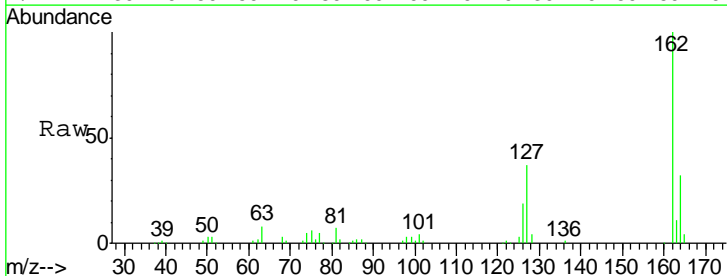
Instrument :
 BNA_G
 ClientSampled :
 SSTD02014

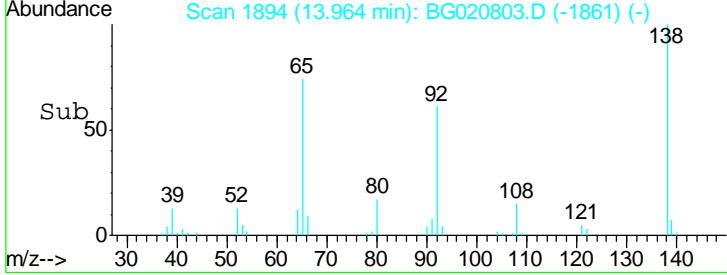
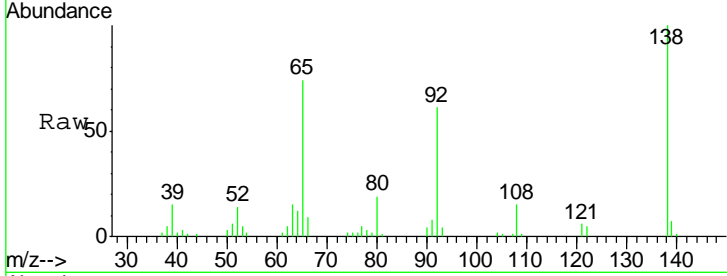
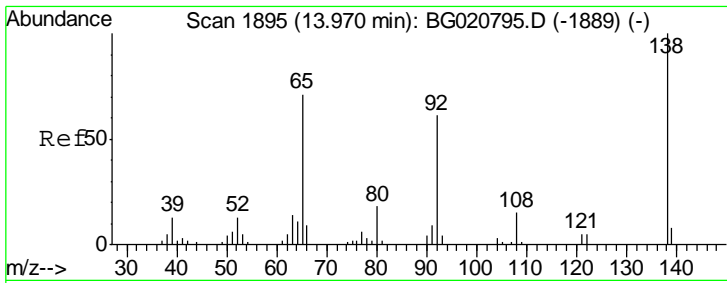
Tgt Ion	Resp	Lower	Upper
154	106056		
153	43.6	34.0	51.0
76	13.8	8.4	12.6#



#42
 2-Chloronaphthalene
 Concen: 20.19 ng/ul
 RT: 13.78 min Scan# 1862
 Delta R.T. 0.00 min
 Lab File: BG020803.D
 Acq: 5 Feb 2016 2:20

Tgt Ion	Resp	Lower	Upper
162	78339		
164	32.3	26.2	39.4
127	37.3	29.5	44.3



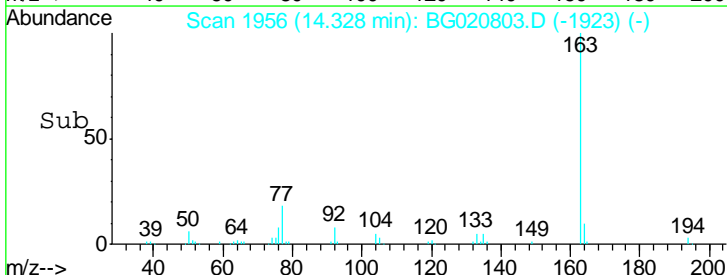
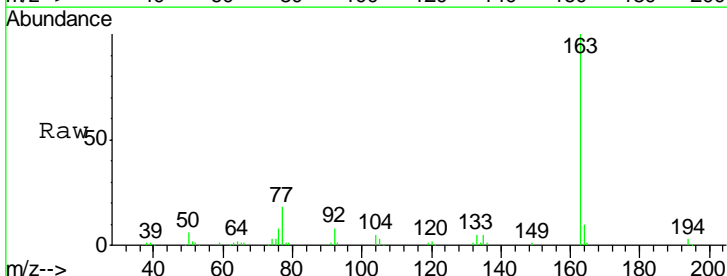
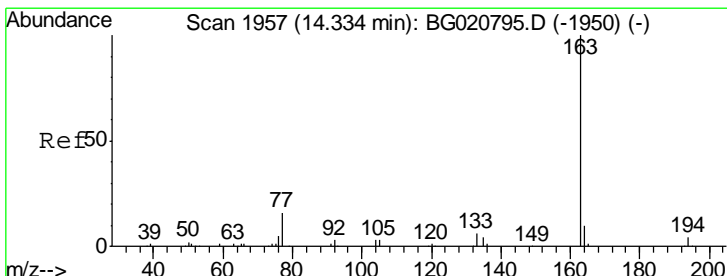
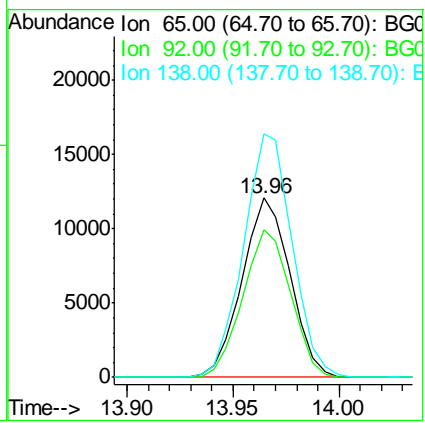


#43
 2-Nitroaniline
 Concen: 26.01 ng/ul
 RT: 13.96 min Scan# 1894
 Delta R.T. -0.01 min
 Lab File: BG020803.D
 Acq: 5 Feb 2016 2:20

Instrument :
 BNA_G
 ClientSampled :
 SSTD02014

Tgt Ion: 65 Resp: 19127

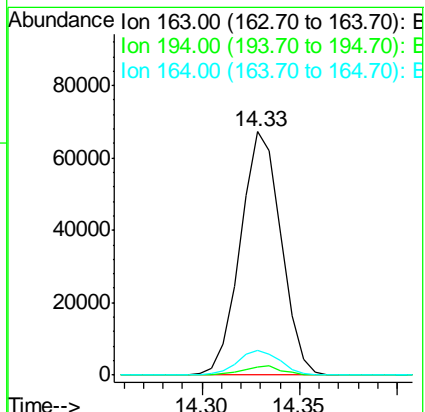
Ion	Ratio	Lower	Upper
65	100		
92	82.1	57.0	85.4
138	135.7	87.2	130.8#

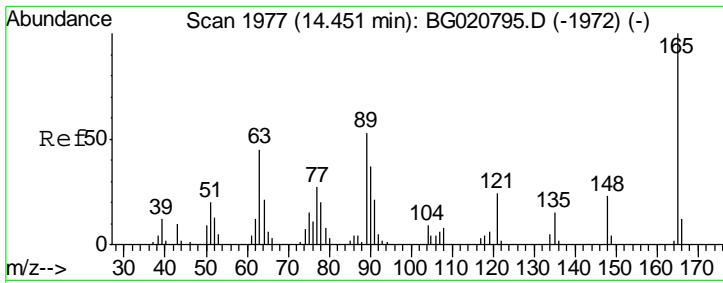


#45
 Dimethylphthalate
 Concen: 18.01 ng/ul
 RT: 14.33 min Scan# 1956
 Delta R.T. -0.01 min
 Lab File: BG020803.D
 Acq: 5 Feb 2016 2:20

Tgt Ion: 163 Resp: 96955

Ion	Ratio	Lower	Upper
163	100		
194	3.3	4.0	6.0#
164	10.1	8.4	12.6

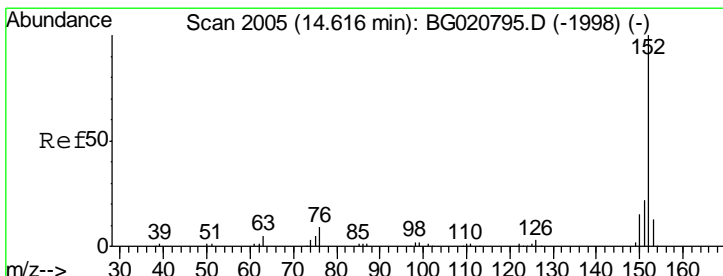
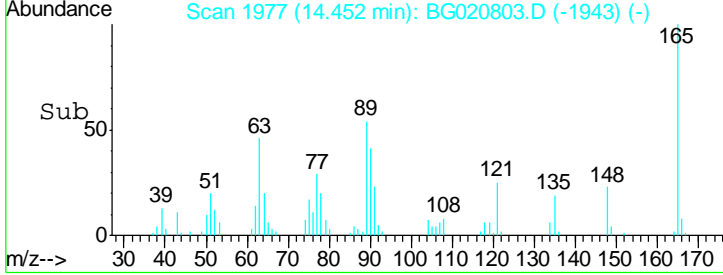
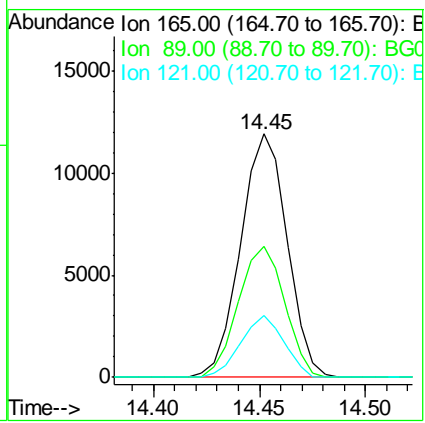
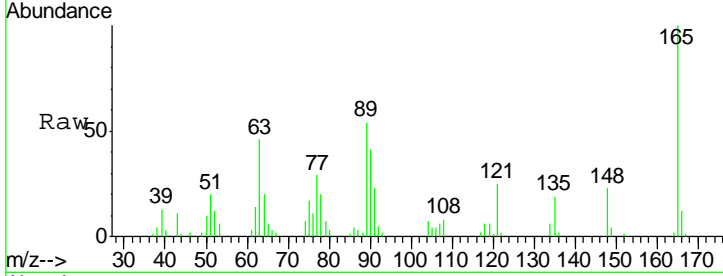




#46
 2,6-Dinitrotoluene
 Concen: 25.38 ng/ul
 RT: 14.45 min Scan# 1977
 Delta R.T. 0.00 min
 Lab File: BG020803.D
 Acq: 5 Feb 2016 2:20

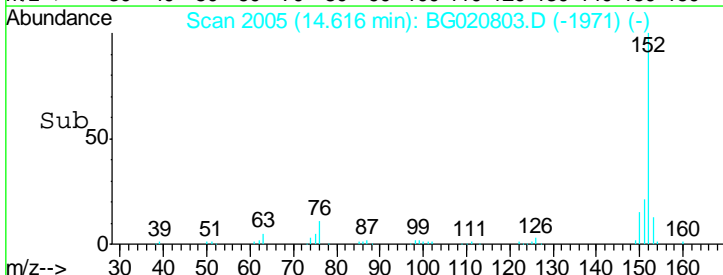
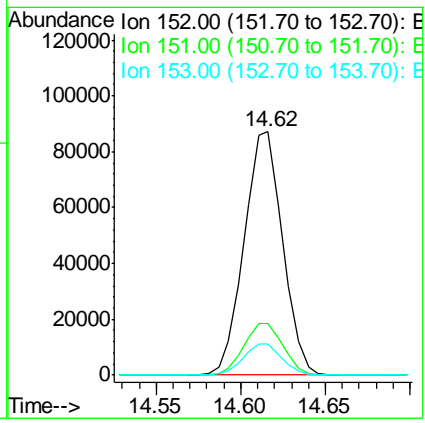
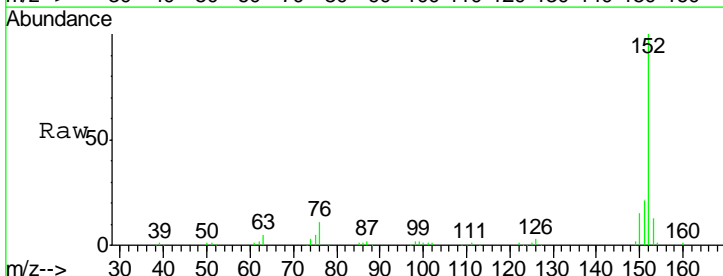
Instrument :
 BNA_G
 ClientSampled :
 SSTD02014

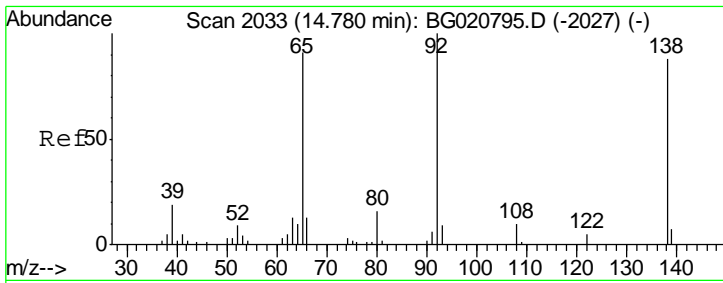
Tgt Ion	Resp	Lower	Upper
165	18166		
89	53.6	43.8	65.8
121	25.2	17.8	26.6



#48
 Acenaphthylene
 Concen: 19.85 ng/ul
 RT: 14.62 min Scan# 2005
 Delta R.T. 0.00 min
 Lab File: BG020803.D
 Acq: 5 Feb 2016 2:20

Tgt Ion	Resp	Lower	Upper
152	137882		
151	21.3	16.1	24.1
153	12.7	10.8	16.2

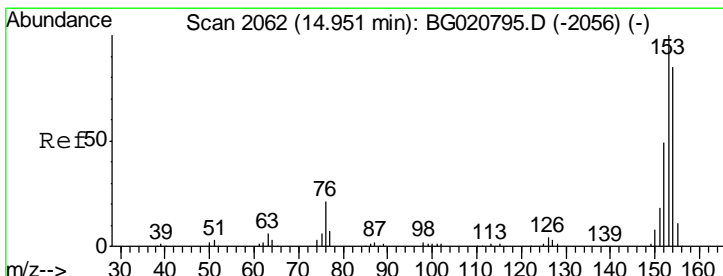
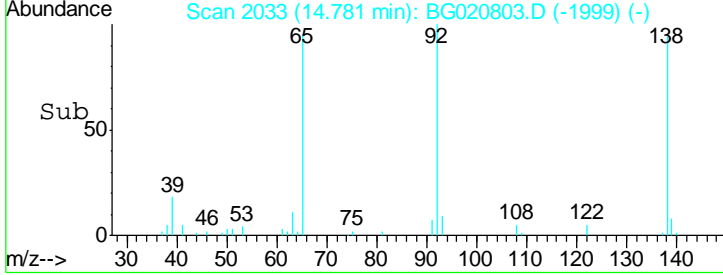
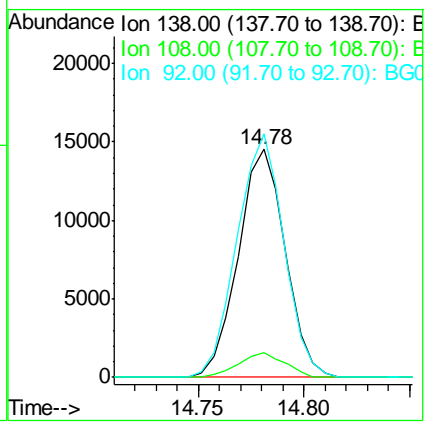
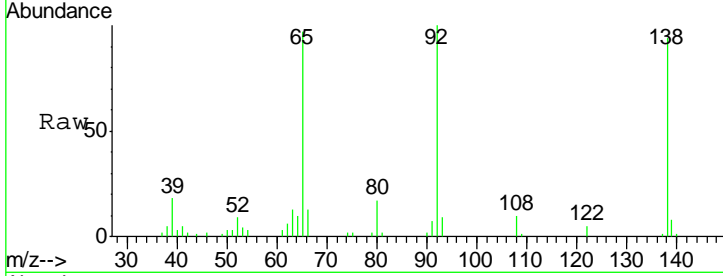




#49
 3-Nitroaniline
 Concen: 23.02 ng/ul
 RT: 14.78 min Scan# 2033
 Delta R.T. 0.00 min
 Lab File: BG020803.D
 Acq: 5 Feb 2016 2:20

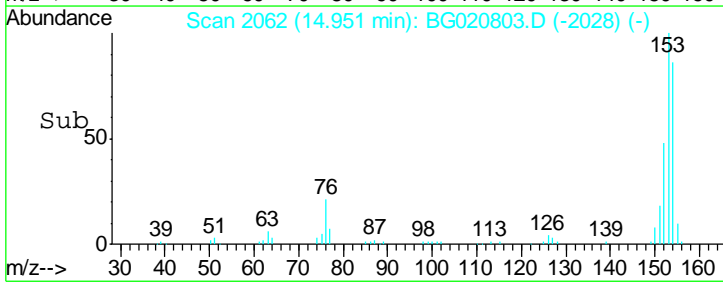
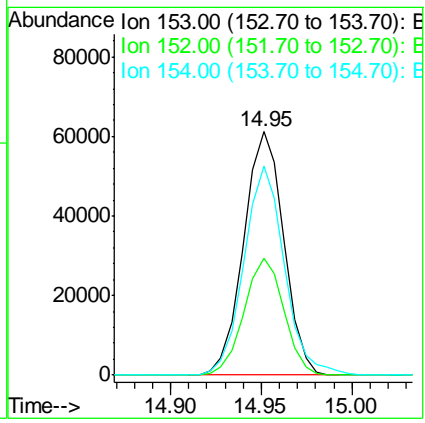
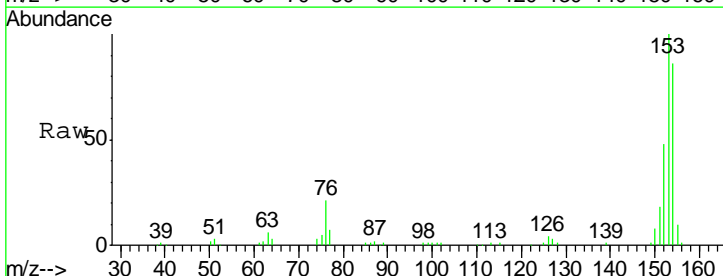
Instrument :
 BNA_G
 ClientSampleID :
 SSTD02014

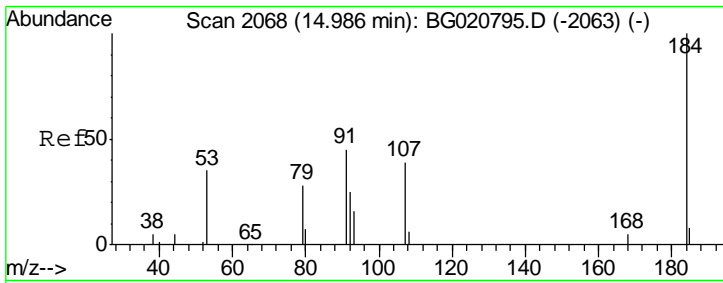
Tgt Ion	Resp	Lower	Upper
138	22336		
138	100		
108	10.9	7.6	11.4
92	106.9	94.2	141.2



#50
 Acenaphthene
 Concen: 19.54 ng/ul
 RT: 14.95 min Scan# 2062
 Delta R.T. 0.00 min
 Lab File: BG020803.D
 Acq: 5 Feb 2016 2:20

Tgt Ion	Resp	Lower	Upper
153	94501		
153	100		
152	47.9	37.9	56.9
154	85.8	69.8	104.6

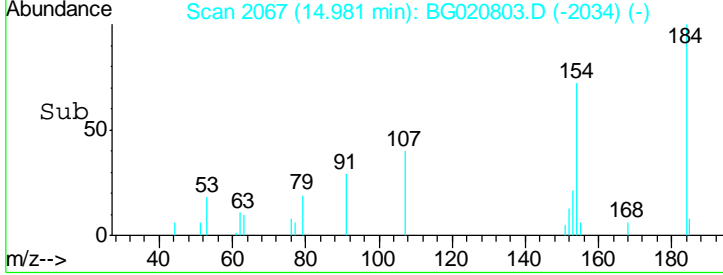
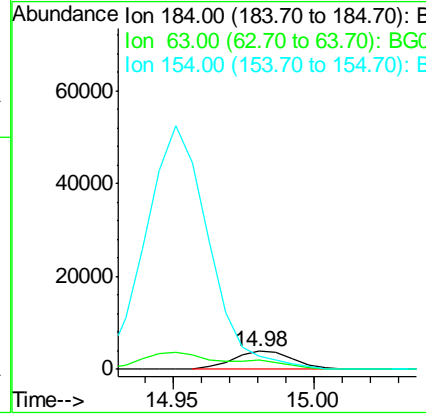
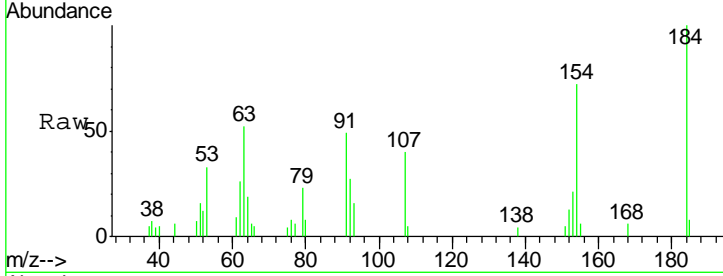




#51
 2,4-Dinitrophenol
 Concen: 18.30 ng/ul
 RT: 14.98 min Scan# 2067
 Delta R.T. -0.01 min
 Lab File: BG020803.D
 Acq: 5 Feb 2016 2:20

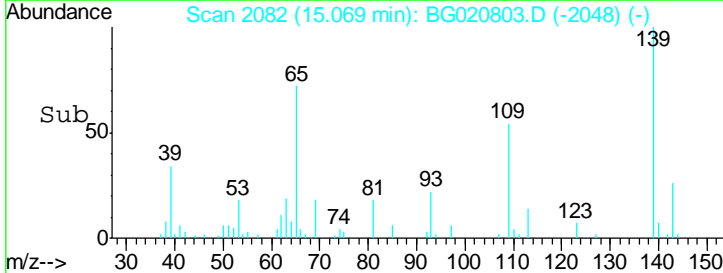
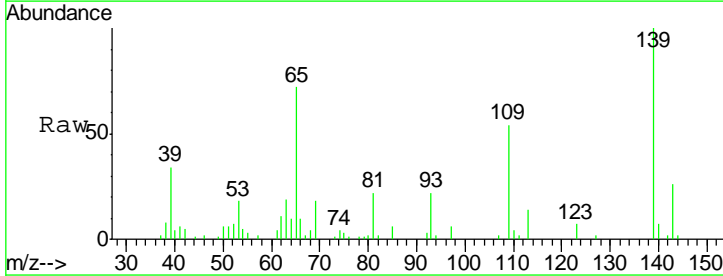
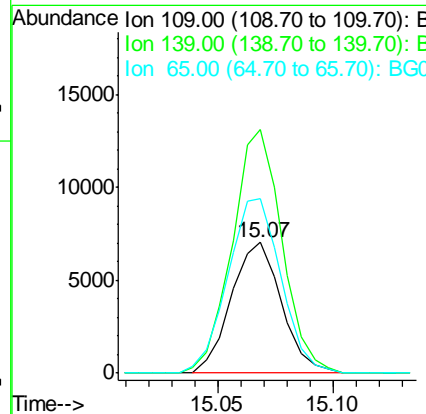
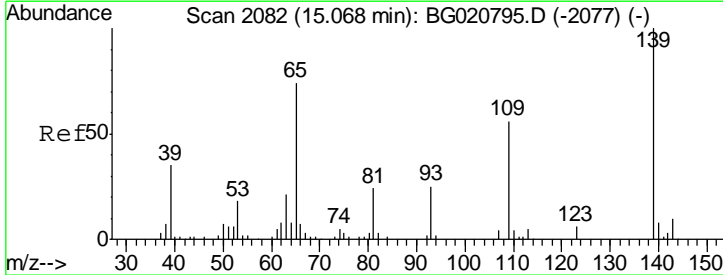
Instrument :
 BNA_G
 ClientSampled :
 SSTD02014

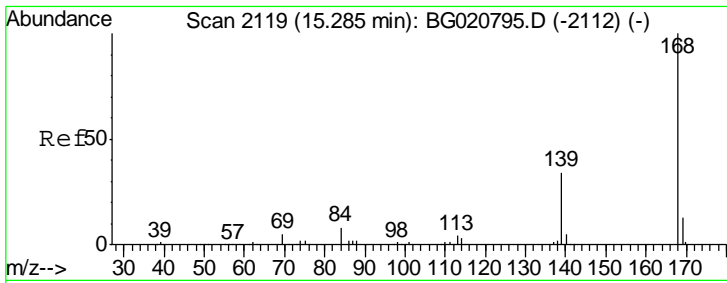
Tgt Ion	Resp	Lower	Upper
184	5809		
63	52.4	39.7	59.5
154	71.5	45.0	67.6



#53
 4-Nitrophenol
 Concen: 20.92 ng/ul
 RT: 15.07 min Scan# 2082
 Delta R.T. 0.00 min
 Lab File: BG020803.D
 Acq: 5 Feb 2016 2:20

Tgt Ion	Resp	Lower	Upper
109	10648		
139	186.2	91.2	136.8
65	133.4	92.6	139.0

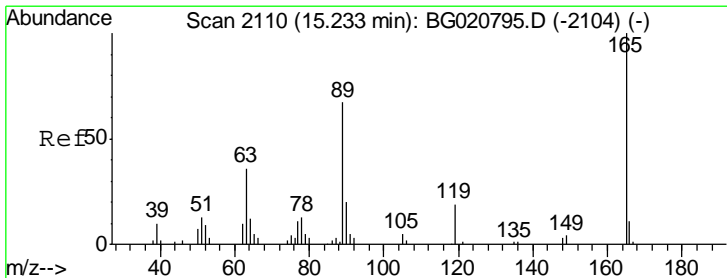
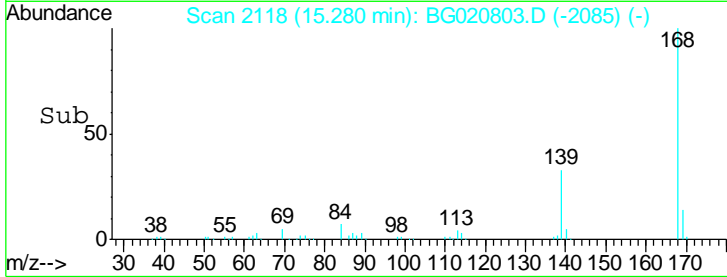
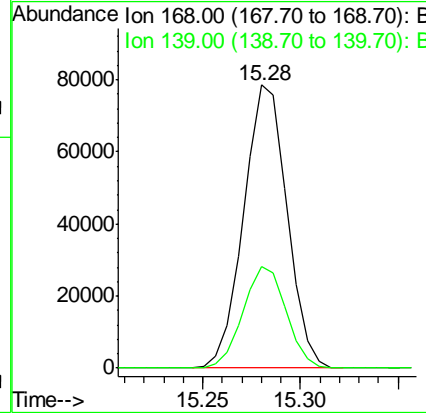
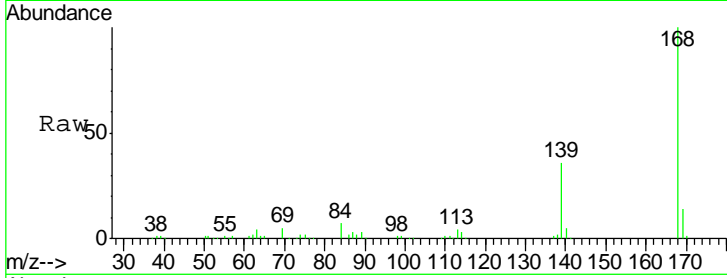




#54
 Dibenzofuran
 Concen: 19.11 ng/ul
 RT: 15.28 min Scan# 2118
 Delta R.T. -0.01 min
 Lab File: BG020803.D
 Acq: 5 Feb 2016 2:20

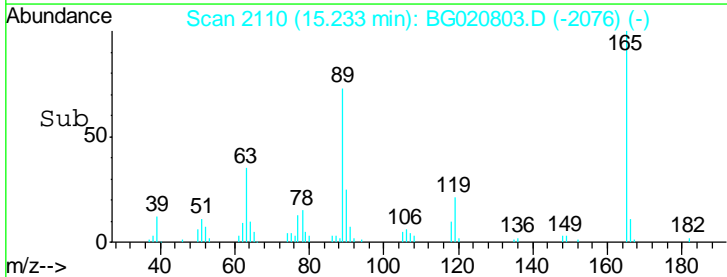
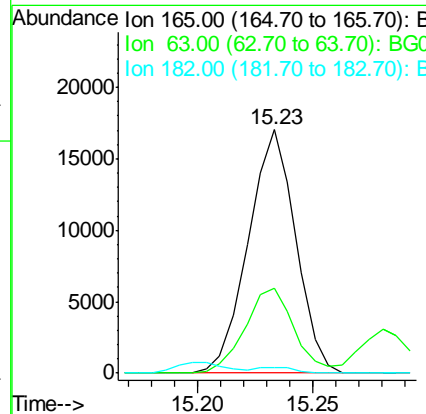
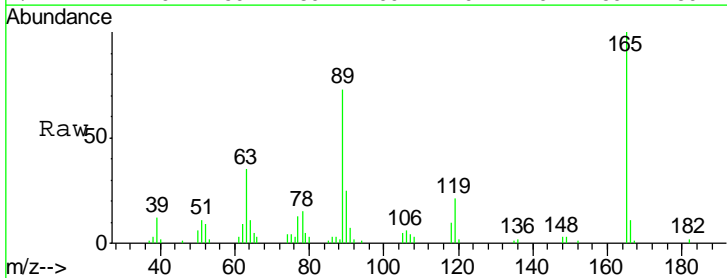
Instrument :
 BNA_G
 ClientSampled :
 SSTD02014

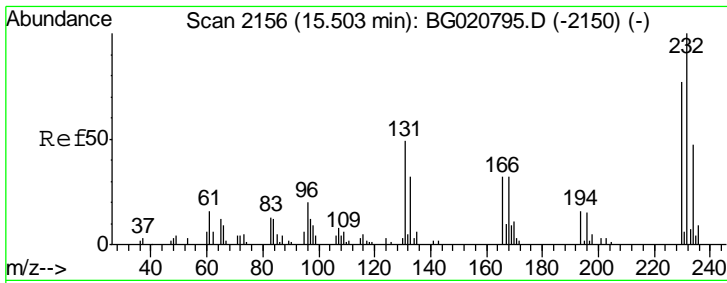
Tgt Ion:168 Resp: 120783
 Ion Ratio Lower Upper
 168 100
 139 35.7 31.0 46.4



#55
 2,4-Dinitrotoluene
 Concen: 24.12 ng/ul
 RT: 15.23 min Scan# 2110
 Delta R.T. 0.00 min
 Lab File: BG020803.D
 Acq: 5 Feb 2016 2:20

Tgt Ion:165 Resp: 24325
 Ion Ratio Lower Upper
 165 100
 63 34.9 31.4 47.0
 182 2.4 2.7 4.1#

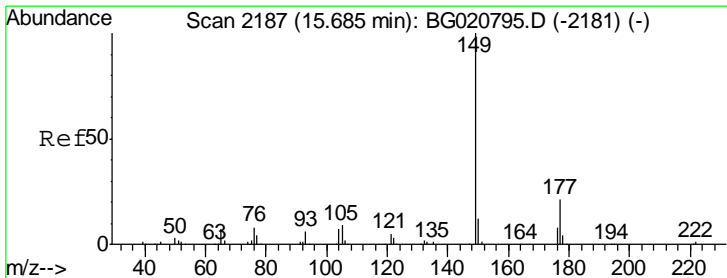
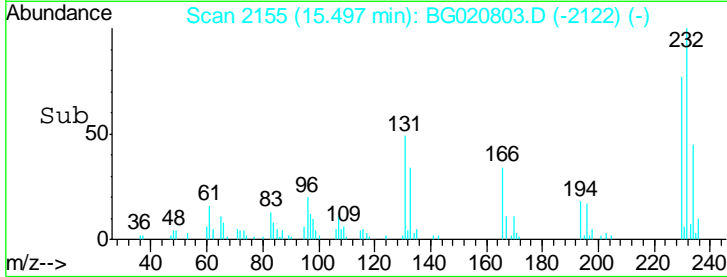
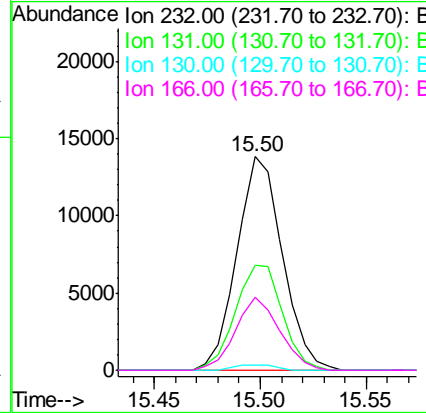
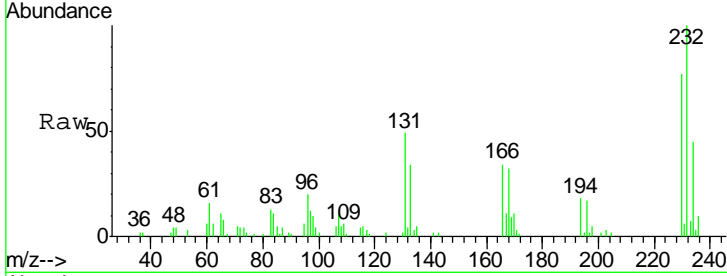




#56
 2,3,4,6-Tetrachlorophenol
 Concen: 19.05 ng/ul
 RT: 15.50 min Scan# 2155
 Delta R.T. -0.01 min
 Lab File: BG020803.D
 Acq: 5 Feb 2016 2:20

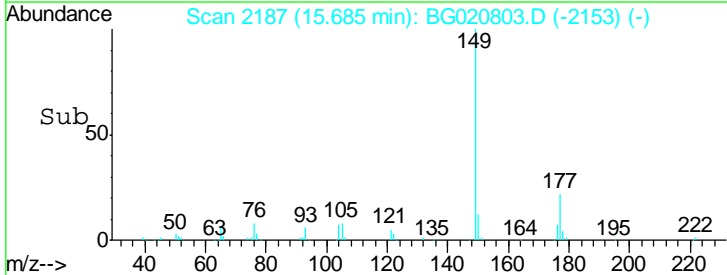
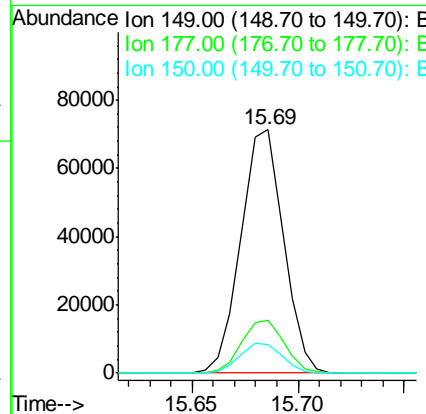
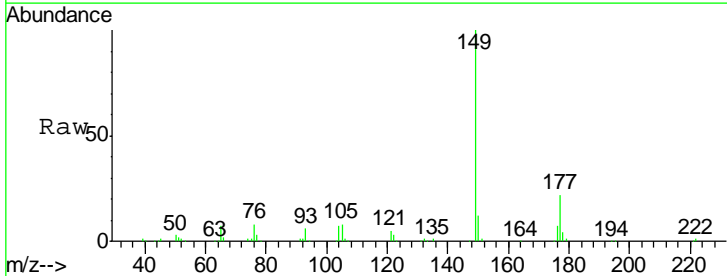
Instrument :
 BNA_G
 ClientSampleID :
 SSTD02014

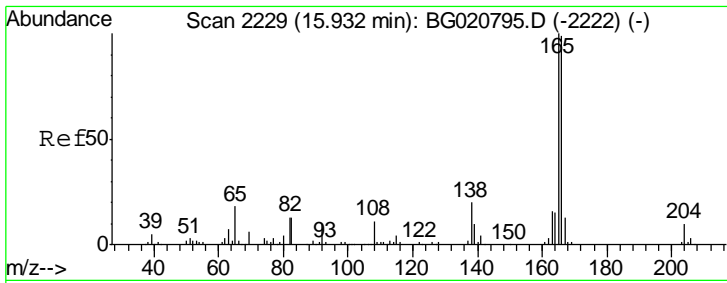
Tgt Ion	Resp	Lower	Upper
232	100		
131	49.3	27.1	40.7#
130	2.4	0.0	0.0#
166	34.5	20.0	30.0#



#57
 Diethylphthalate
 Concen: 17.61 ng/ul
 RT: 15.69 min Scan# 2187
 Delta R.T. 0.00 min
 Lab File: BG020803.D
 Acq: 5 Feb 2016 2:20

Tgt Ion	Resp	Lower	Upper
149	100		
177	21.5	19.3	28.9
150	11.9	10.6	15.8

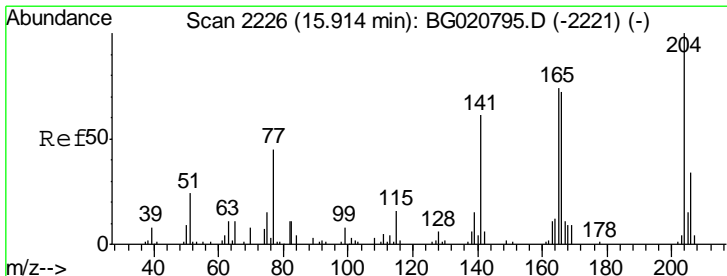
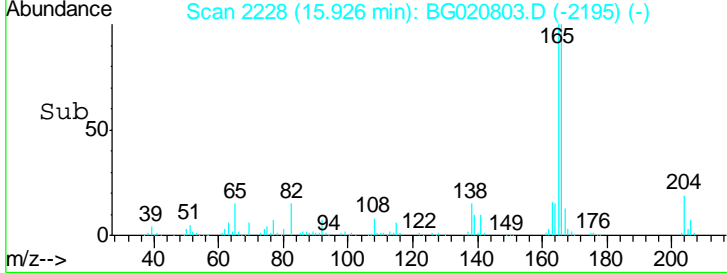
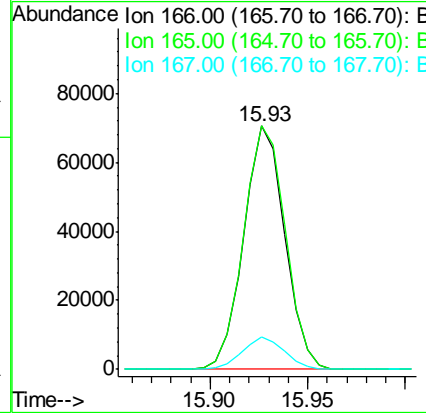
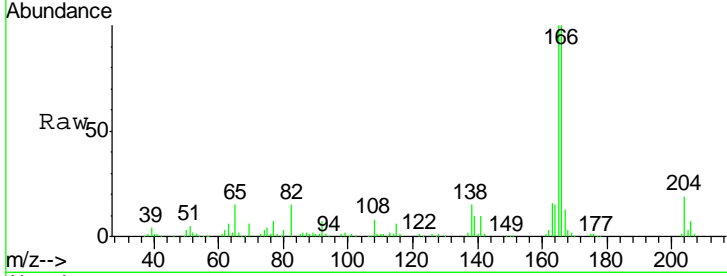




#59
 Fluorene
 Concen: 18.59 ng/ul
 RT: 15.93 min Scan# 2228
 Delta R.T. -0.01 min
 Lab File: BG020803.D
 Acq: 5 Feb 2016 2:20

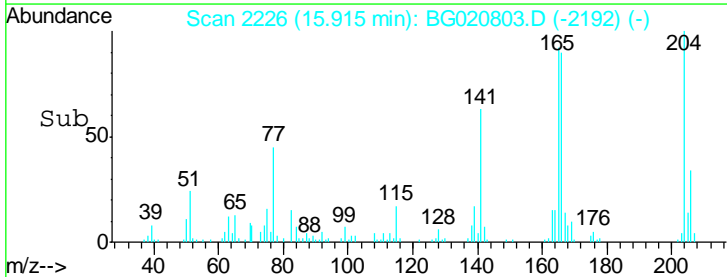
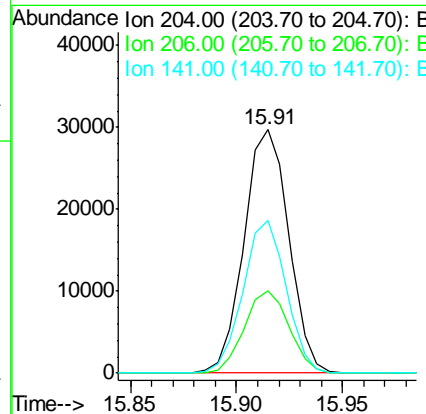
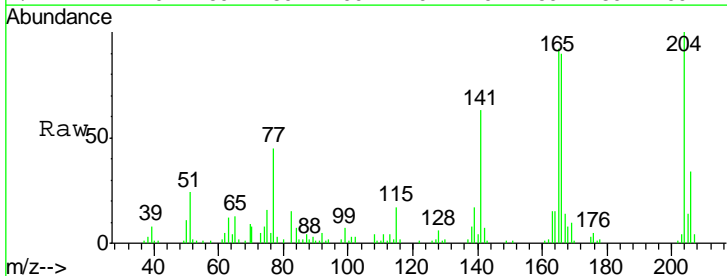
Instrument :
 BNA_G
 ClientSampled :
 SSTD02014

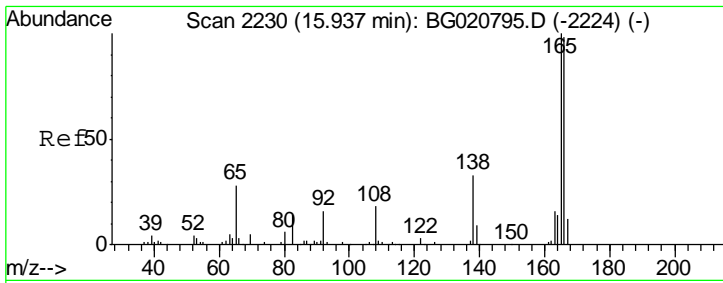
Tgt Ion	Resp	Lower	Upper
166	100		
165	99.9	78.4	117.6
167	13.2	11.1	16.7



#60
 4-Chlorophenyl-phenylether
 Concen: 18.17 ng/ul
 RT: 15.91 min Scan# 2226
 Delta R.T. 0.00 min
 Lab File: BG020803.D
 Acq: 5 Feb 2016 2:20

Tgt Ion	Resp	Lower	Upper
204	100		
206	33.8	26.6	40.0
141	62.9	40.7	61.1#

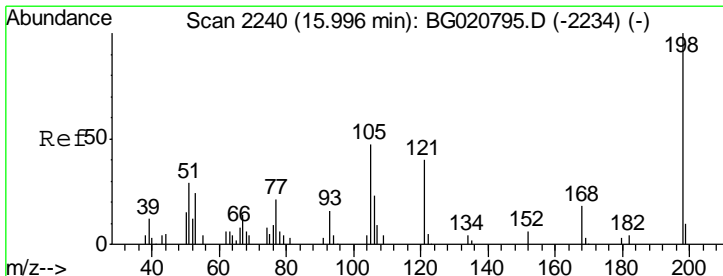
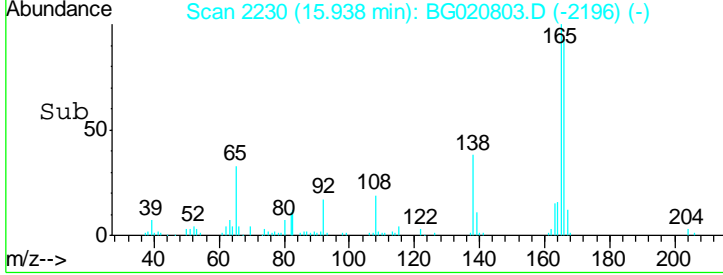
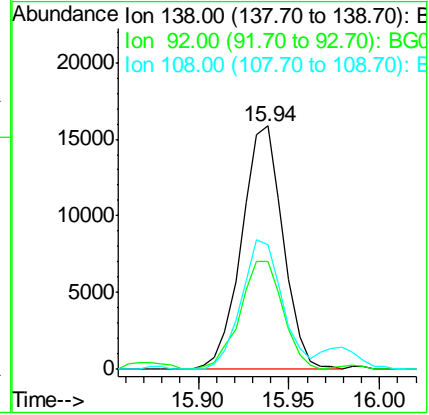
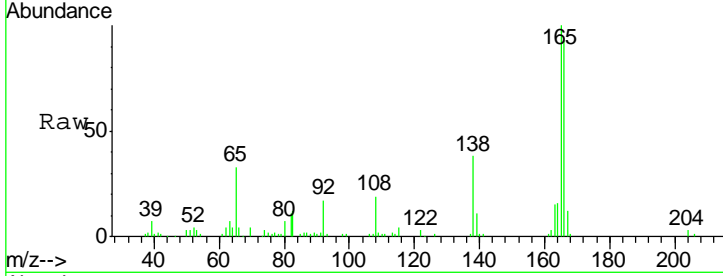




#61
 4-Nitroaniline
 Concen: 21.39 ng/ul
 RT: 15.94 min Scan# 2230
 Delta R.T. 0.00 min
 Lab File: BG020803.D
 Acq: 5 Feb 2016 2:20

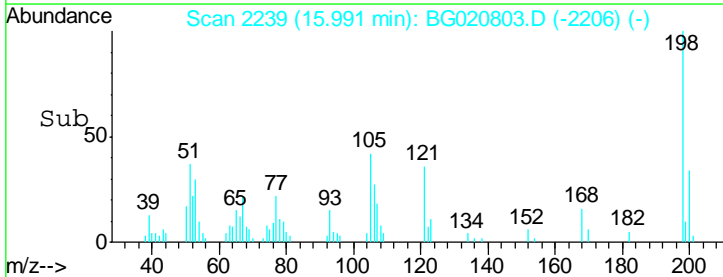
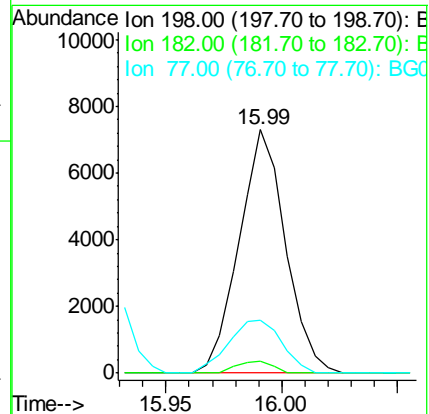
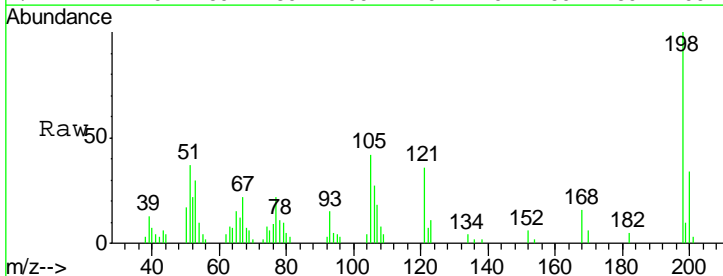
Instrument :
 BNA_G
 ClientSampled :
 SST02014

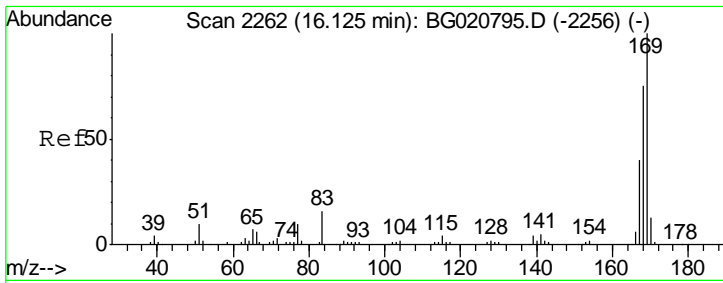
Tgt Ion	Resp	Lower	Upper
138	100		
92	44.6	38.2	57.4
108	51.0	70.0	105.0#



#64
 4,6-Dinitro-2-methylphenol
 Concen: 21.61 ng/ul
 RT: 15.99 min Scan# 2239
 Delta R.T. -0.01 min
 Lab File: BG020803.D
 Acq: 5 Feb 2016 2:20

Tgt Ion	Resp	Lower	Upper
198	100		
182	4.9	3.5	5.3
77	21.9	18.2	27.4

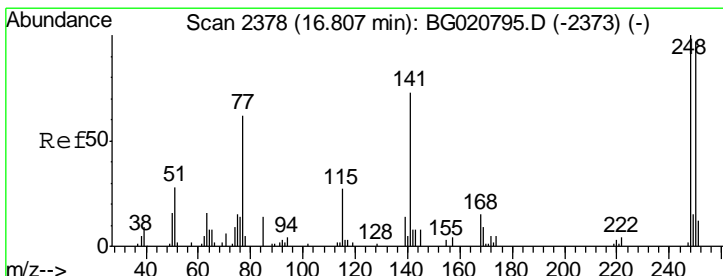
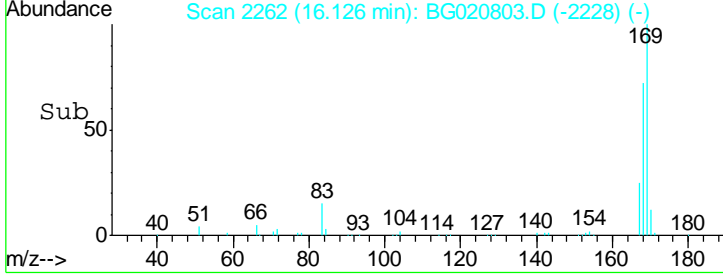
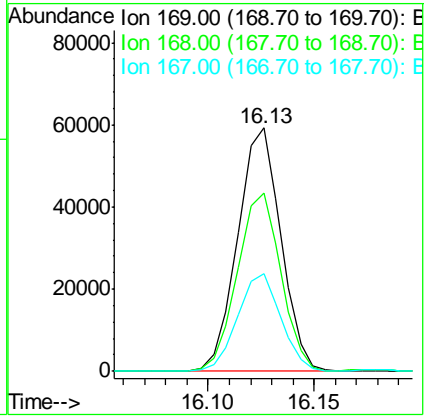
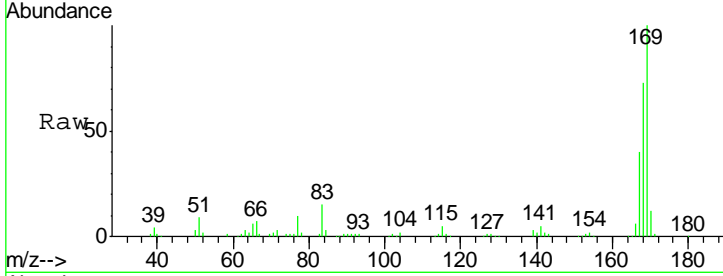




#65
 N-Nitrosodiphenylamine
 Concen: 20.80 ng/ul
 RT: 16.13 min Scan# 2262
 Delta R.T. 0.00 min
 Lab File: BG020803.D
 Acq: 5 Feb 2016 2:20

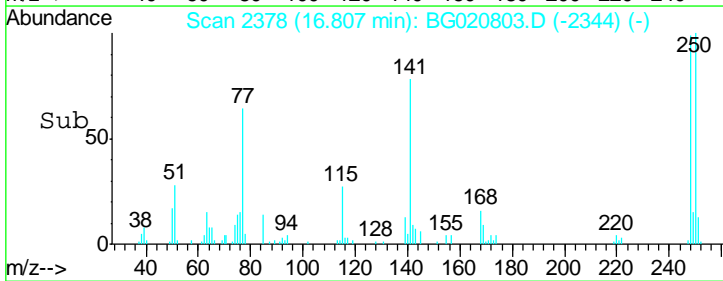
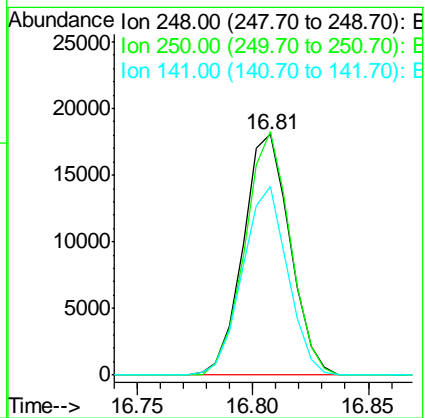
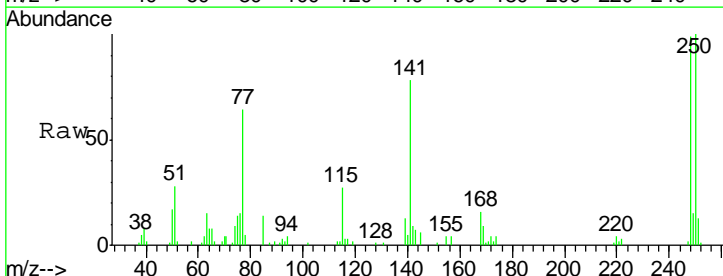
Instrument :
 BNA_G
 ClientSampled :
 SST02014

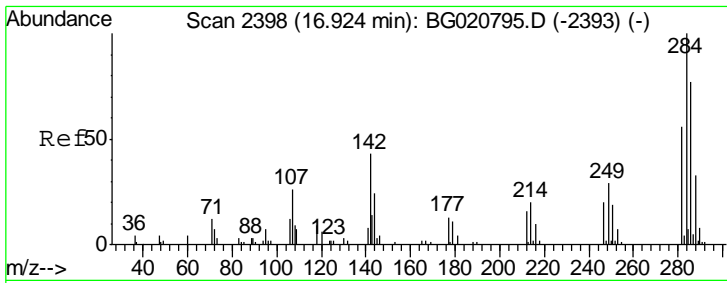
Tgt Ion	Resp	Lower	Upper
169	100		
168	73.4	53.8	80.8
167	40.0	29.5	44.3



#66
 4-Bromophenyl-phenylether
 Concen: 19.76 ng/ul
 RT: 16.81 min Scan# 2378
 Delta R.T. 0.00 min
 Lab File: BG020803.D
 Acq: 5 Feb 2016 2:20

Tgt Ion	Resp	Lower	Upper
248	100		
250	101.1	79.0	118.4
141	78.4	51.9	77.9#

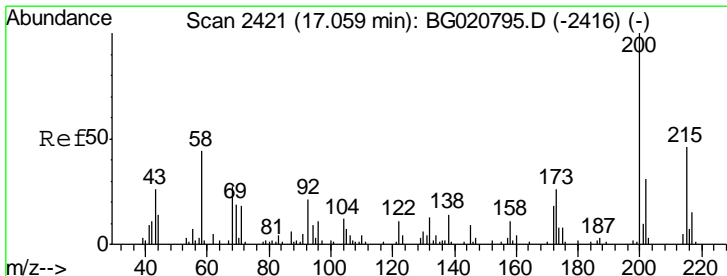
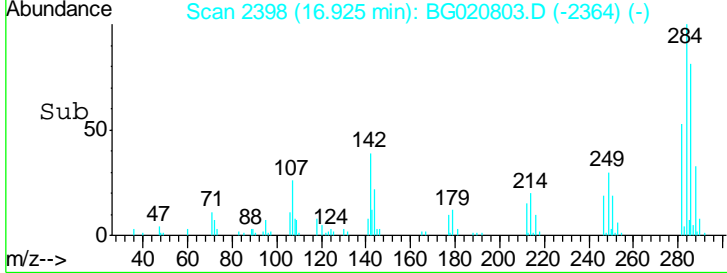
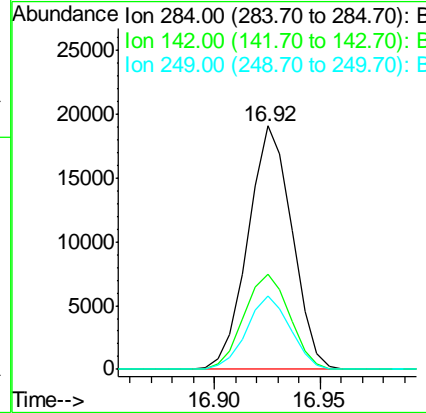
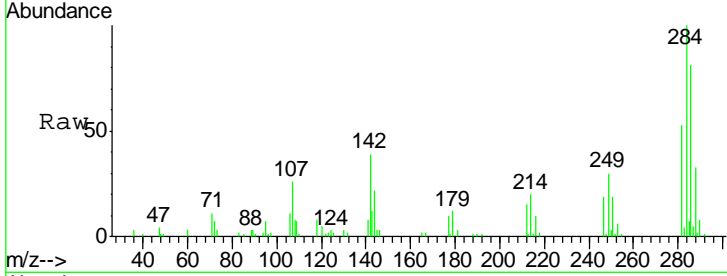




#67
 Hexachlorobenzene
 Concen: 19.27 ng/ul
 RT: 16.92 min Scan# 2398
 Delta R.T. 0.00 min
 Lab File: BG020803.D
 Acq: 5 Feb 2016 2:20

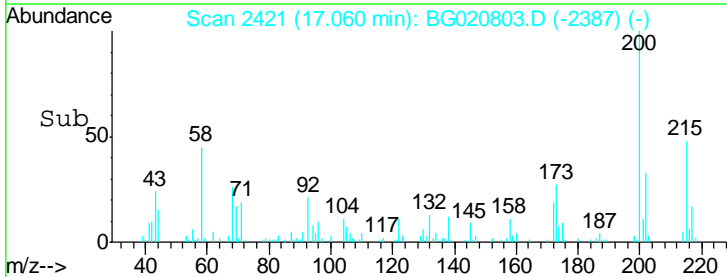
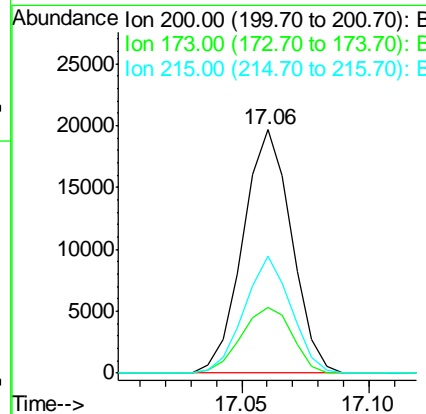
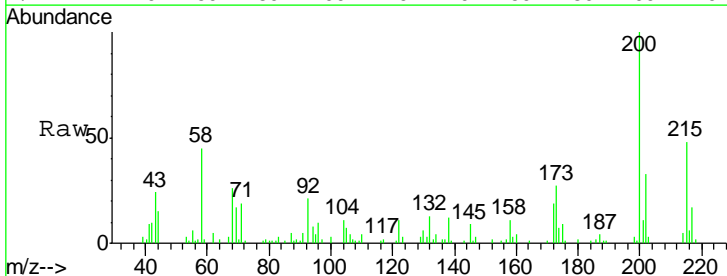
Instrument :
 BNA_G
 ClientSampled :
 SSTD02014

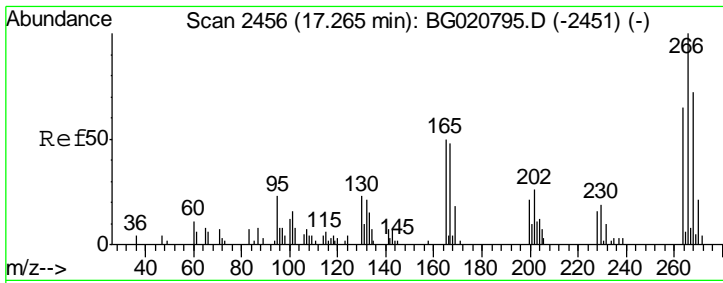
Tgt Ion	Resp	Lower	Upper
284	100		
142	39.2	21.3	31.9#
249	30.1	26.3	39.5



#68
 Atrazine
 Concen: 19.66 ng/ul
 RT: 17.06 min Scan# 2421
 Delta R.T. 0.00 min
 Lab File: BG020803.D
 Acq: 5 Feb 2016 2:20

Tgt Ion	Resp	Lower	Upper
200	100		
173	27.0	20.6	31.0
215	47.8	39.8	59.6



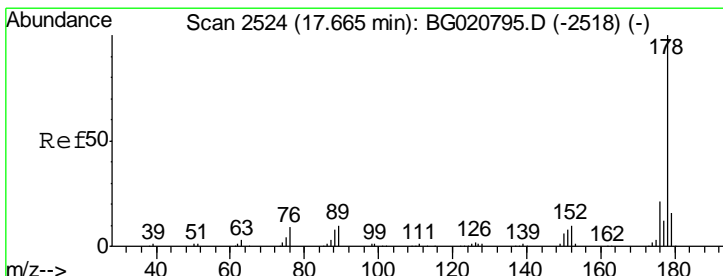
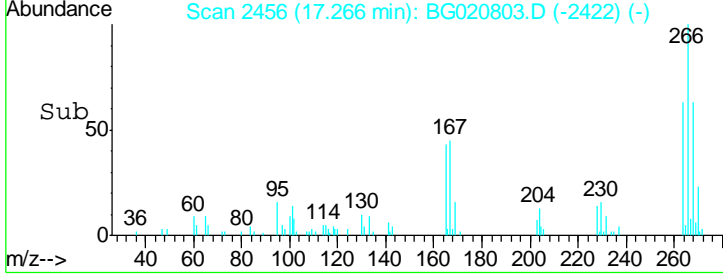
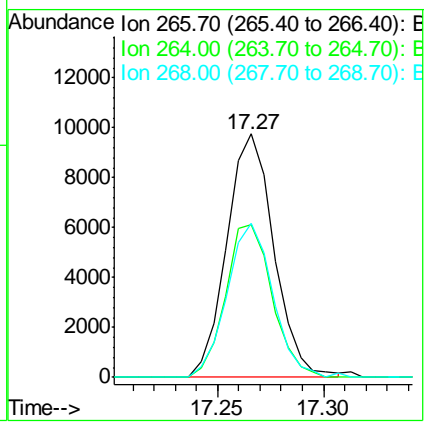
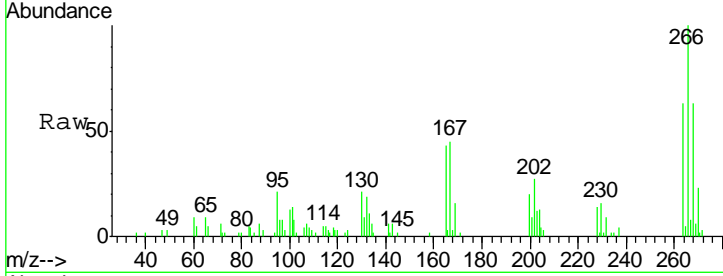


#69
 Pentachlorophenol
 Concen: 18.21 ng/ul
 RT: 17.27 min Scan# 2456
 Delta R.T. 0.00 min
 Lab File: BG020803.D
 Acq: 5 Feb 2016 2:20

Instrument :
 BNA_G
 ClientSampled :
 SSTD02014

Tgt Ion: 266 Resp: 15035

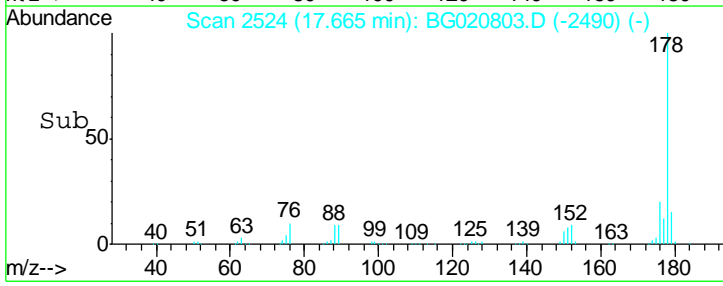
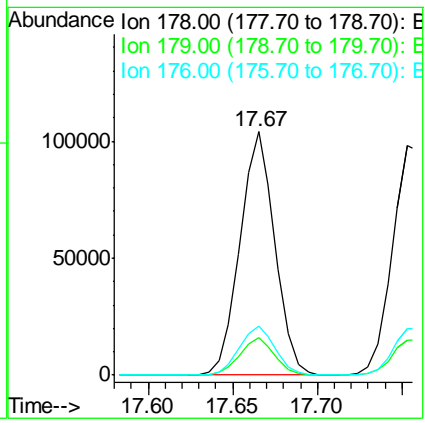
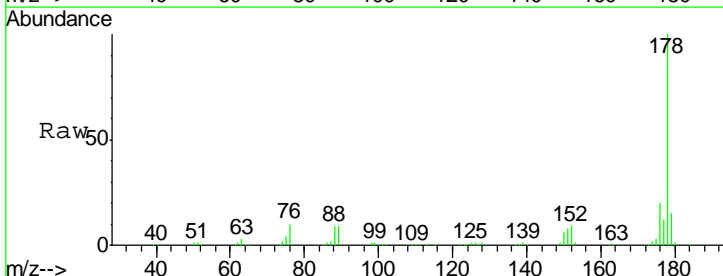
Ion	Ratio	Lower	Upper
266	100		
264	62.9	48.2	72.4
268	63.1	52.3	78.5

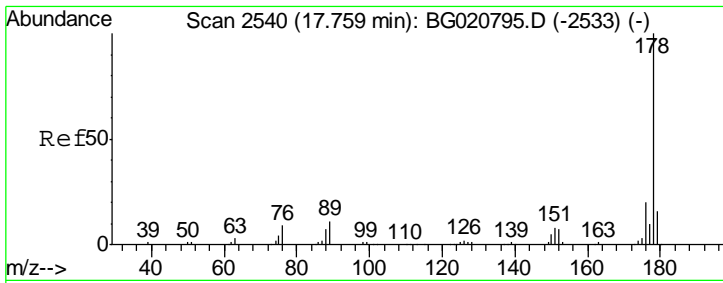


#70
 Phenanthrene
 Concen: 19.58 ng/ul
 RT: 17.67 min Scan# 2524
 Delta R.T. 0.00 min
 Lab File: BG020803.D
 Acq: 5 Feb 2016 2:20

Tgt Ion: 178 Resp: 148917

Ion	Ratio	Lower	Upper
178	100		
179	15.3	12.3	18.5
176	20.0	15.4	23.0

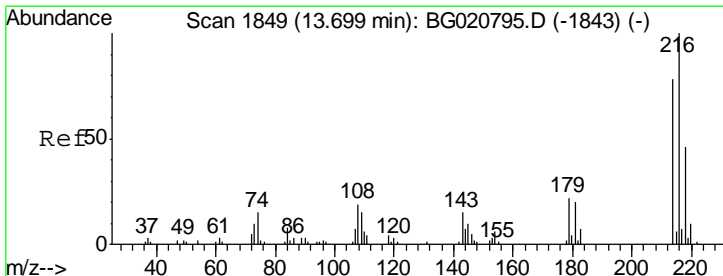
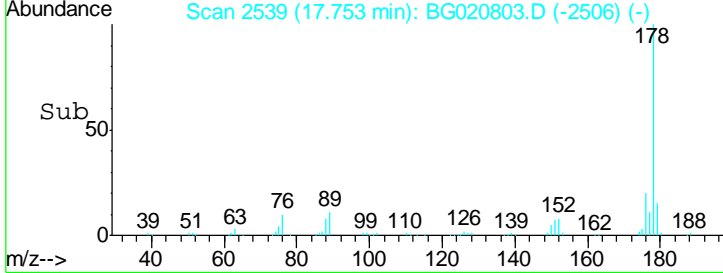
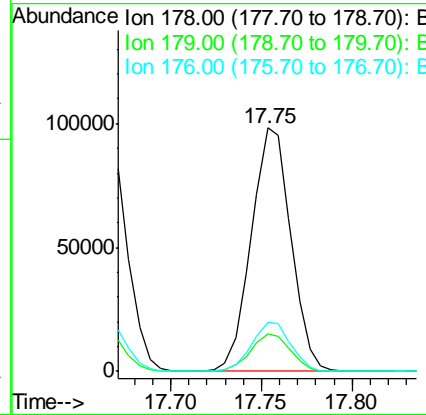
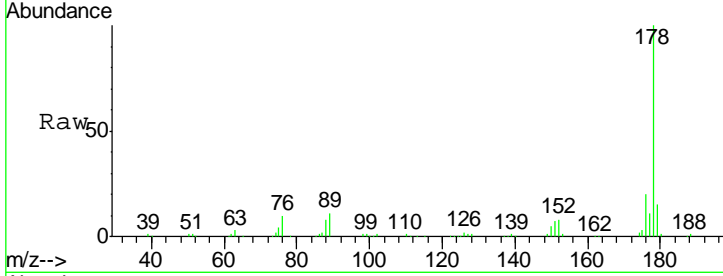




#72
 Anthracene
 Concen: 19.53 ng/ul
 RT: 17.75 min Scan# 2539
 Delta R.T. -0.01 min
 Lab File: BG020803.D
 Acq: 5 Feb 2016 2:20

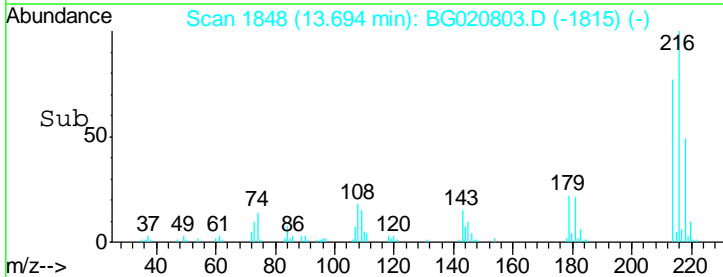
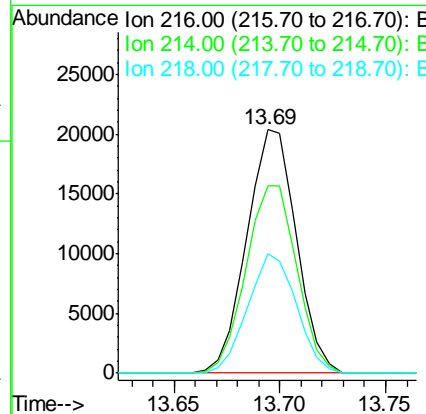
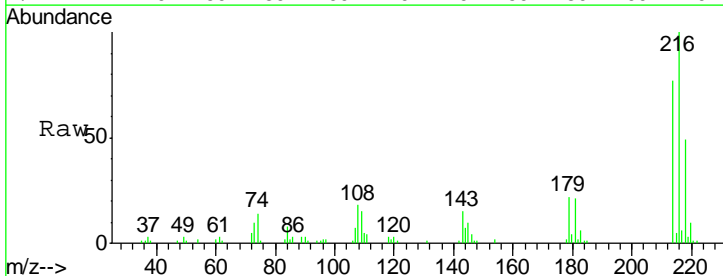
Instrument :
 BNA_G
 ClientSampled :
 SST02014

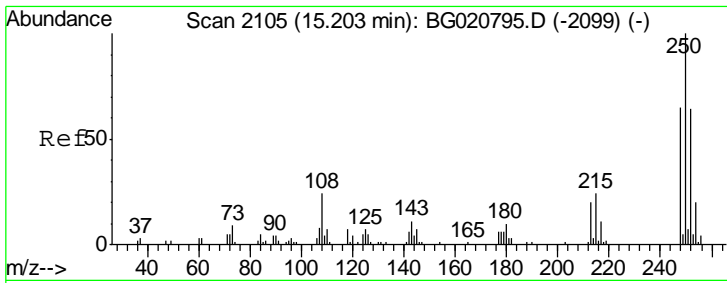
Tgt Ion	Resp	Lower	Upper
178	148581		
179	15.4	13.4	20.2
176	20.2	15.4	23.0



#73
 1,2,3,4-Tetrachlorobenzene
 Concen: 23.06 ng/uL
 RT: 13.69 min Scan# 1848
 Delta R.T. -0.01 min
 Lab File: BG020803.D
 Acq: 5 Feb 2016 2:20

Tgt Ion	Resp	Lower	Upper
216	33154		
214	77.0	64.1	96.1
218	48.9	39.4	59.0

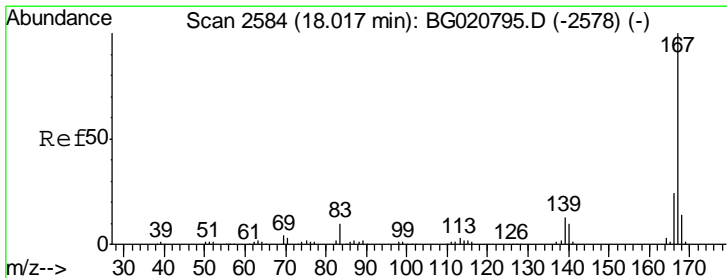
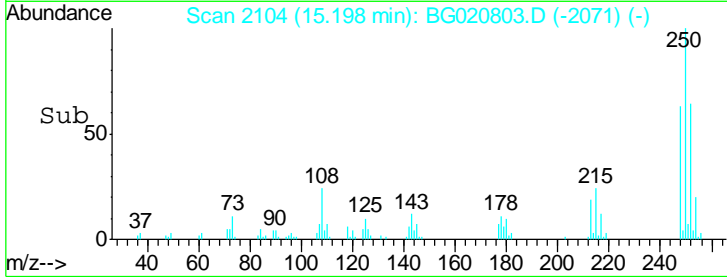
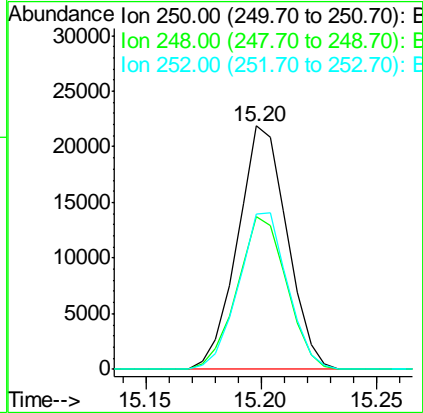
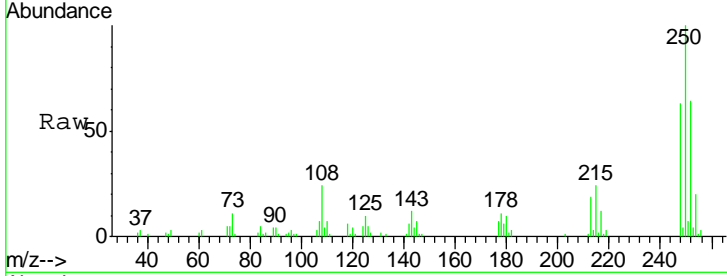




#74
 Pentachlorobenzene
 Concen: 22.01 ng/uL
 RT: 15.20 min Scan# 2104
 Delta R.T. -0.01 min
 Lab File: BG020803.D
 Acq: 5 Feb 2016 2:20

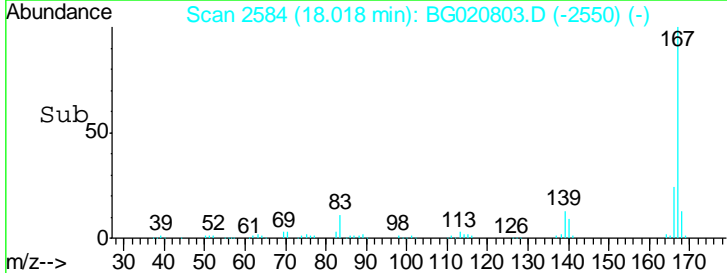
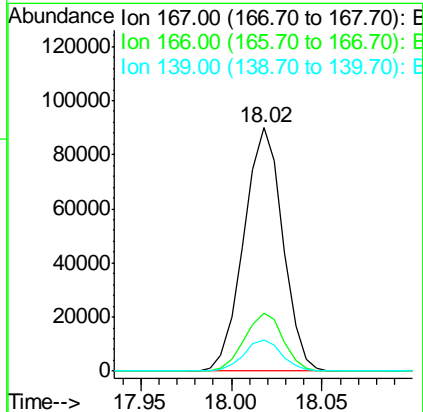
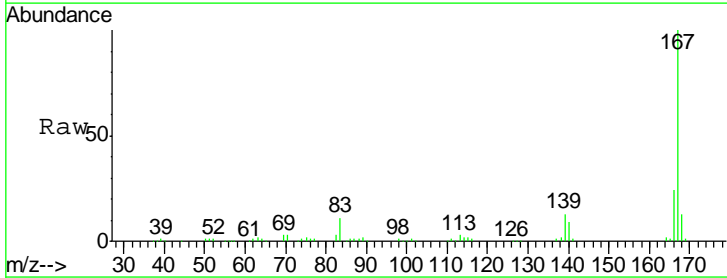
Instrument :
 BNA_G
 ClientSampled :
 SSTD02014

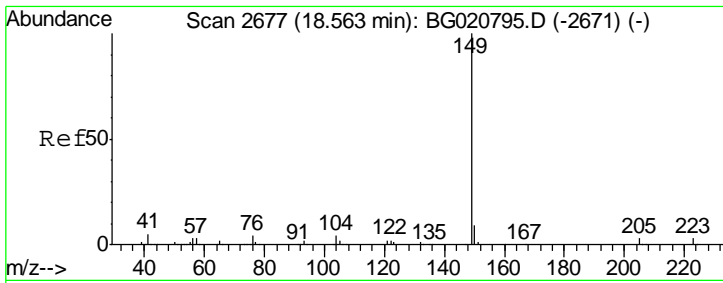
Tgt Ion	Resp	Lower	Upper
250	32574		
248	62.9	51.4	77.2
252	63.8	49.8	74.6



#75
 Carbazole
 Concen: 19.89 ng/uL
 RT: 18.02 min Scan# 2584
 Delta R.T. 0.00 min
 Lab File: BG020803.D
 Acq: 5 Feb 2016 2:20

Tgt Ion	Resp	Lower	Upper
167	134282		
166	23.8	17.0	25.4
139	12.7	9.1	13.7

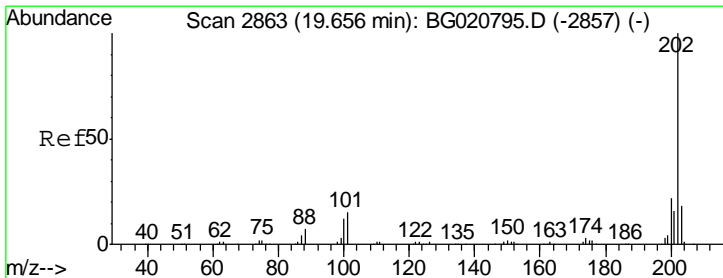
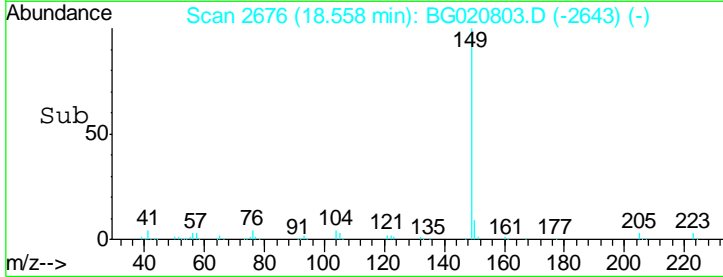
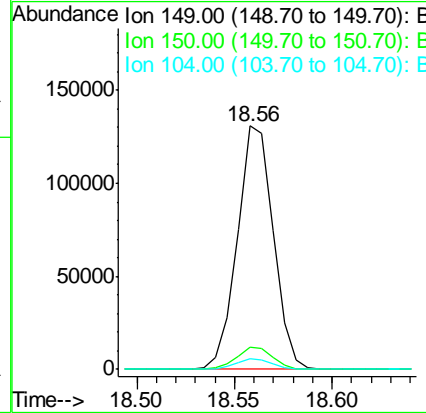
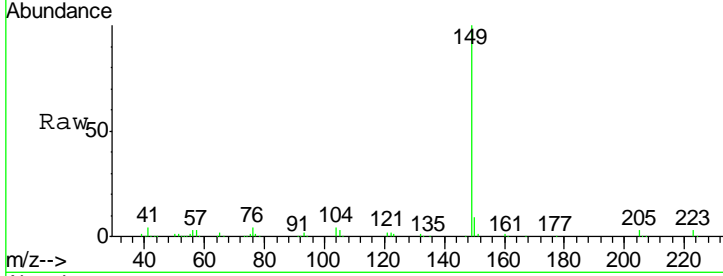




#76
 Di-n-butylphthalate
 Concen: 20.70 ng/ul
 RT: 18.56 min Scan# 2676
 Delta R.T. -0.01 min
 Lab File: BG020803.D
 Acq: 5 Feb 2016 2:20

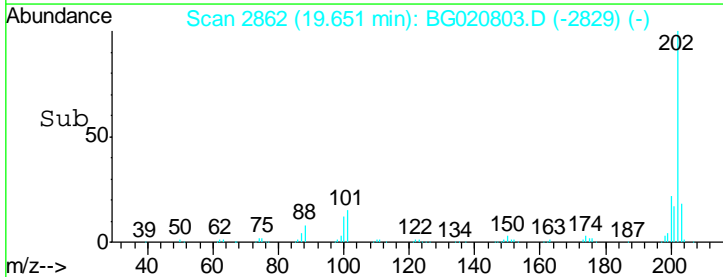
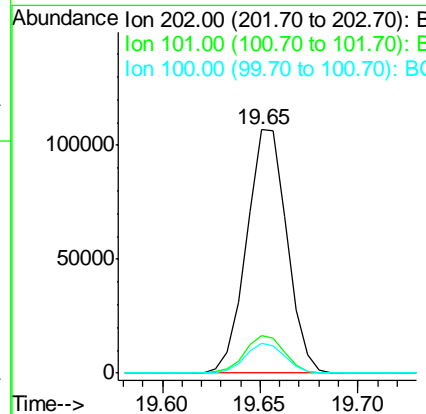
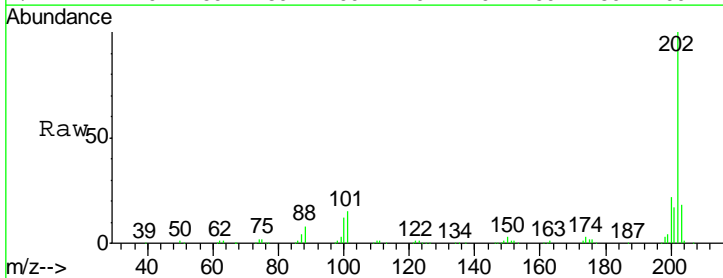
Instrument :
 BNA_G
 ClientSampled :
 SSTD02014

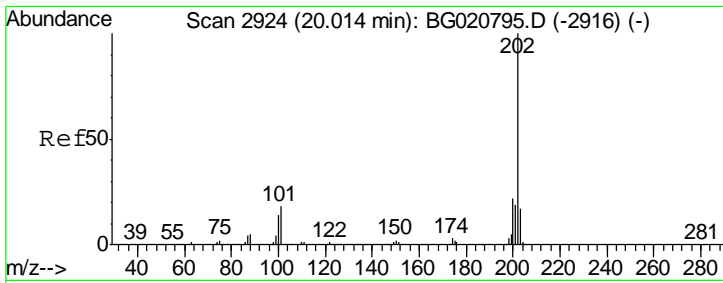
Tgt Ion	Resp	Lower	Upper
149	167318		
150	9.1	7.5	11.3
104	4.4	4.1	6.1



#77
 Fluoranthene
 Concen: 19.54 ng/ul
 RT: 19.65 min Scan# 2862
 Delta R.T. -0.01 min
 Lab File: BG020803.D
 Acq: 5 Feb 2016 2:20

Tgt Ion	Resp	Lower	Upper
202	152743		
101	15.4	6.1	9.1#
100	12.3	4.6	7.0#

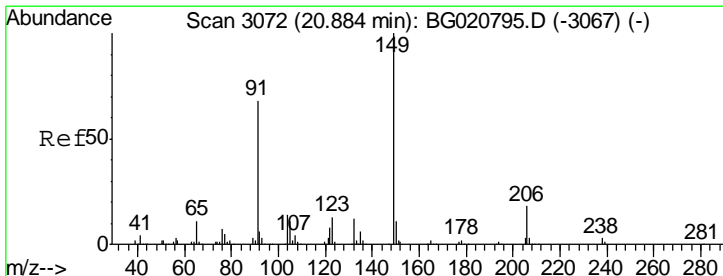
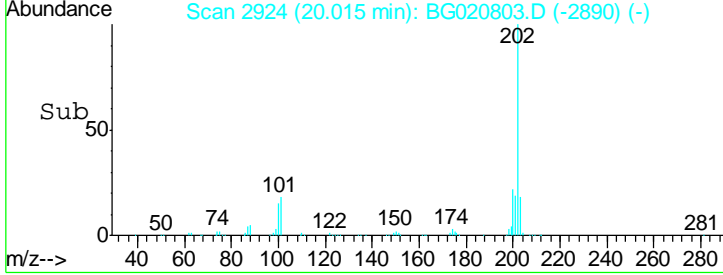
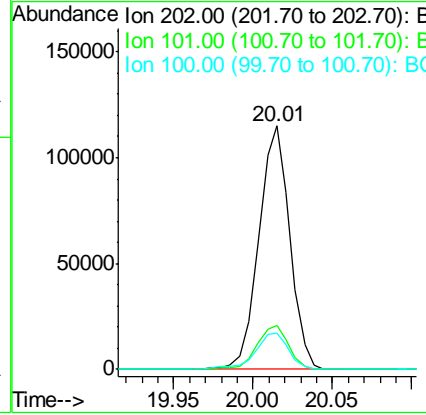
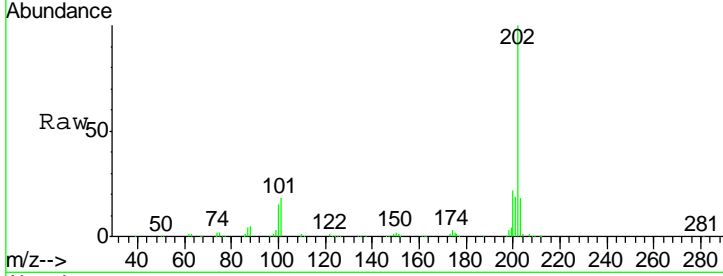




#80
 Pyrene
 Concen: 18.96 ng/ul
 RT: 20.01 min Scan# 2924
 Delta R.T. 0.00 min
 Lab File: BG020803.D
 Acq: 5 Feb 2016 2:20

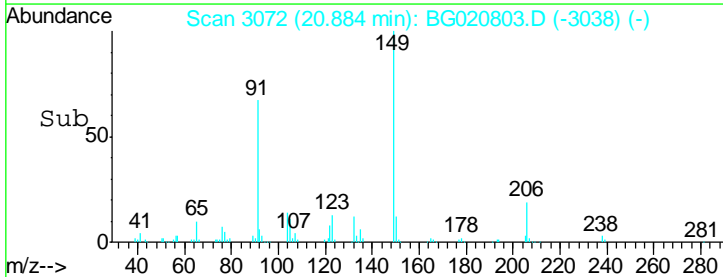
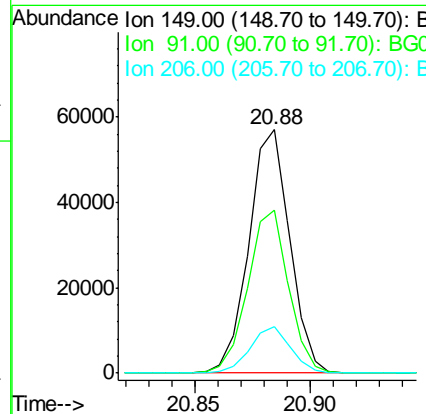
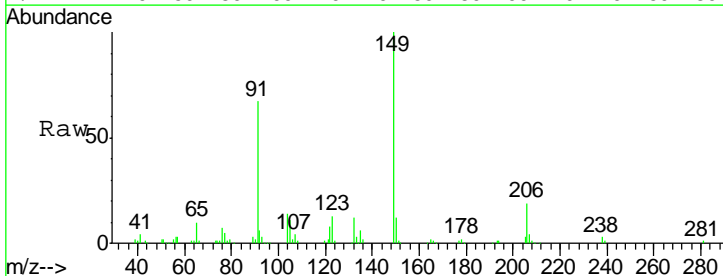
Instrument :
 BNA_G
 ClientSampled :
 SST02014

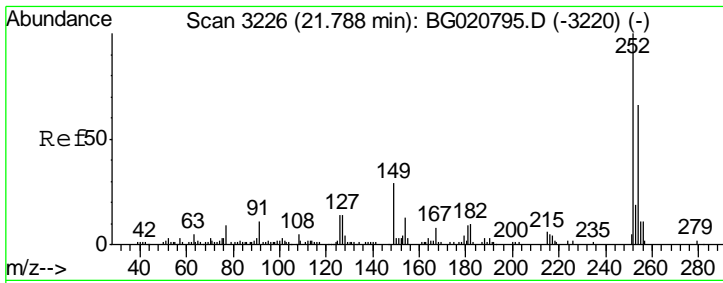
Tgt Ion	Resp	Lower	Upper
202	156121		
101	18.0	6.9	10.3#
100	14.7	5.6	8.4#



#81
 Butylbenzylphthalate
 Concen: 21.84 ng/ul
 RT: 20.88 min Scan# 3072
 Delta R.T. 0.00 min
 Lab File: BG020803.D
 Acq: 5 Feb 2016 2:20

Tgt Ion	Resp	Lower	Upper
149	70620		
91	66.8	53.4	80.0
206	19.0	19.3	28.9#

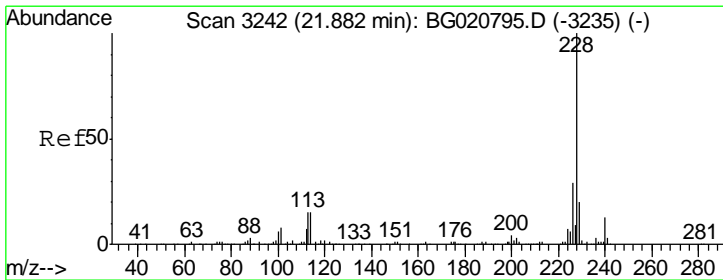
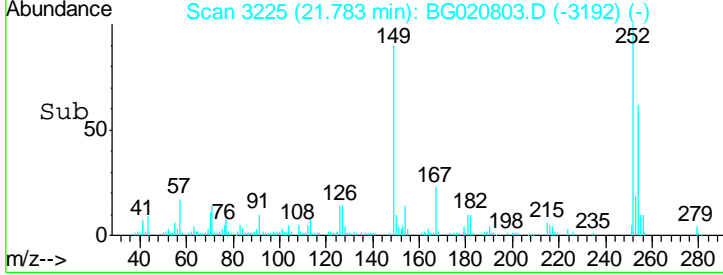
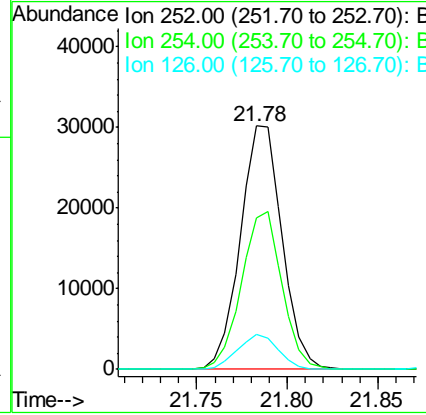
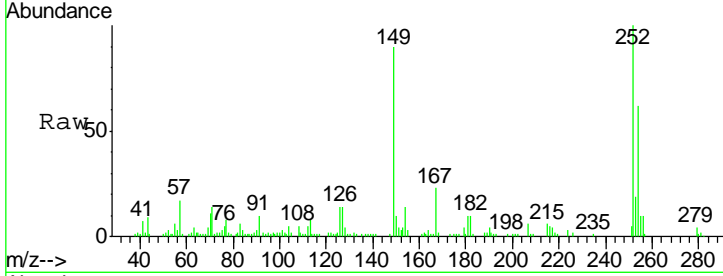




#82
 3,3'-Dichlorobenzidine
 Concen: 20.76 ng/ul
 RT: 21.78 min Scan# 3225
 Delta R.T. -0.01 min
 Lab File: BG020803.D
 Acq: 5 Feb 2016 2:20

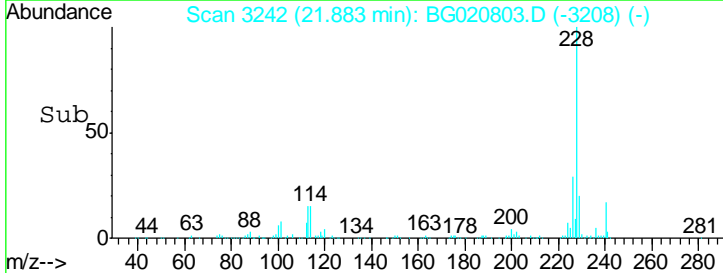
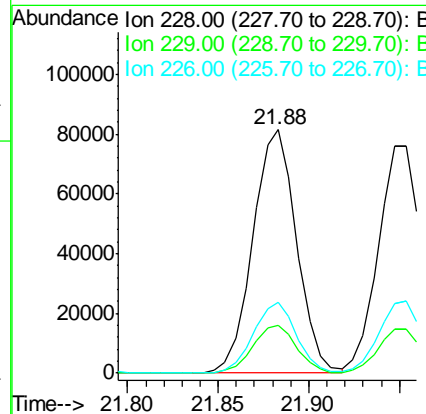
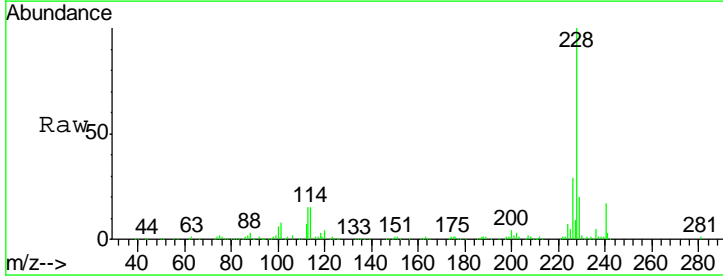
Instrument :
 BNA_G
 ClientSampleId :
 SSTD02014

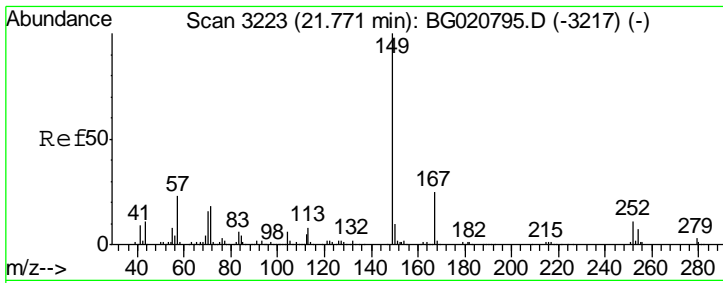
Tgt Ion	Resp	Lower	Upper
252	48352		
254	62.2	52.8	79.2
126	14.3	6.9	10.3#



#83
 Benzo(a)anthracene
 Concen: 19.52 ng/ul
 RT: 21.88 min Scan# 3242
 Delta R.T. 0.00 min
 Lab File: BG020803.D
 Acq: 5 Feb 2016 2:20

Tgt Ion	Resp	Lower	Upper
228	136913		
229	19.5	16.0	24.0
226	28.9	21.8	32.8

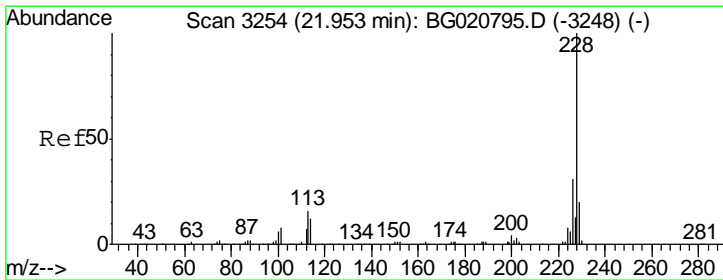
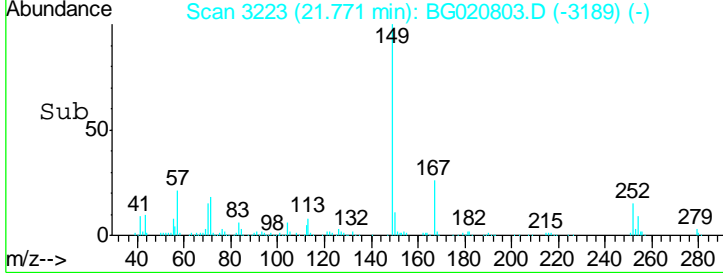
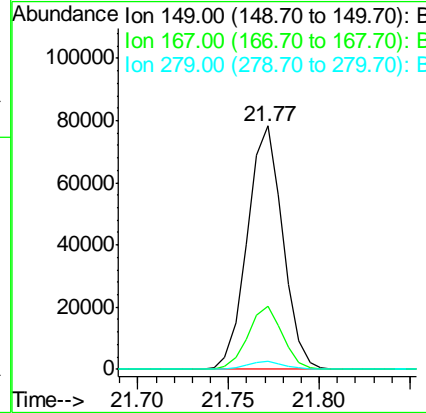
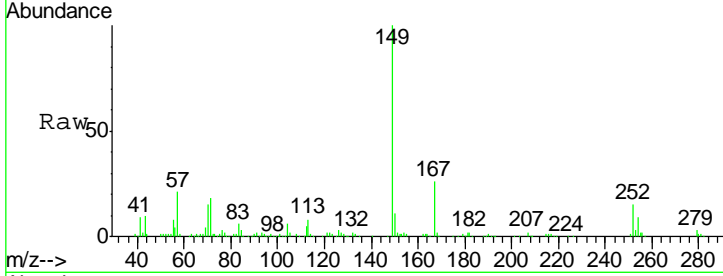




#84
 Bis(2-ethylhexyl)phthalate
 Concen: 21.27 ng/ul
 RT: 21.77 min Scan# 3223
 Delta R.T. 0.00 min
 Lab File: BG020803.D
 Acq: 5 Feb 2016 2:20

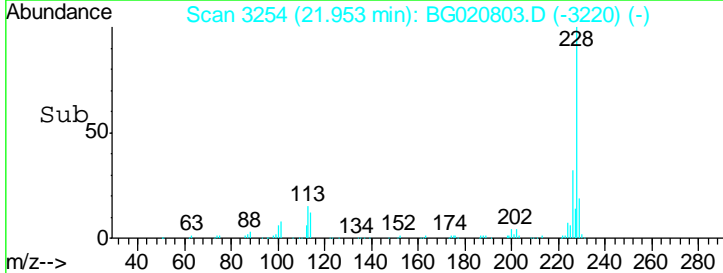
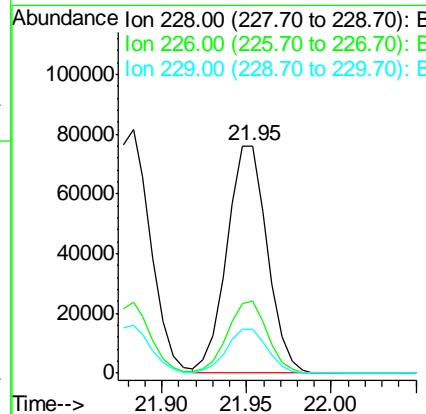
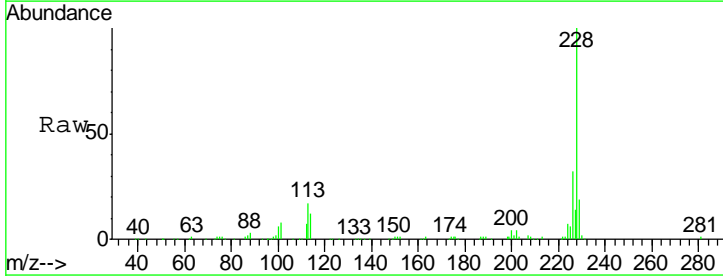
Instrument :
 BNA_G
 ClientSampled :
 SST02014

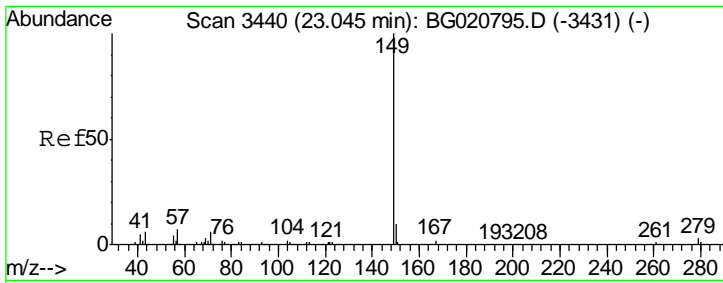
Tgt Ion	Resp	Lower	Upper
149	106476		
167	26.2	23.0	34.6
279	3.1	4.3	6.5#



#85
 Chrysene
 Concen: 19.41 ng/ul
 RT: 21.95 min Scan# 3254
 Delta R.T. 0.00 min
 Lab File: BG020803.D
 Acq: 5 Feb 2016 2:20

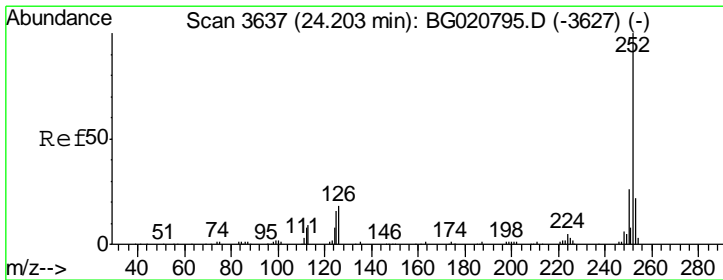
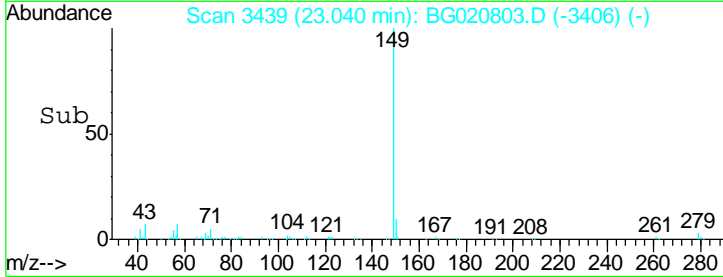
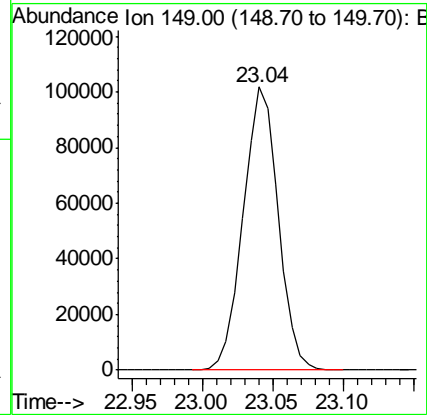
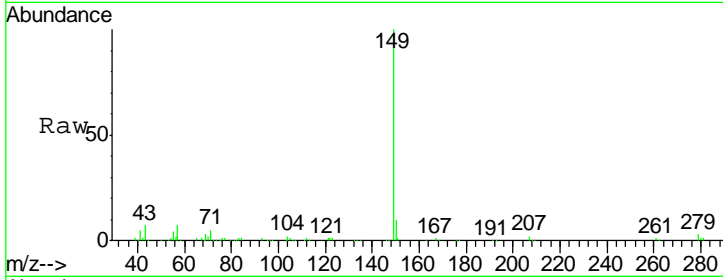
Tgt Ion	Resp	Lower	Upper
228	126490		
226	31.8	24.1	36.1
229	19.4	16.0	24.0





#87
 Di-n-octyl phthalate
 Concen: 21.61 ng/ul
 RT: 23.04 min Scan# 3439
 Delta R.T. -0.01 min
 Lab File: BG020803.D
 Acq: 5 Feb 2016 2:20
 Tgt Ion:149 Resp: 176728

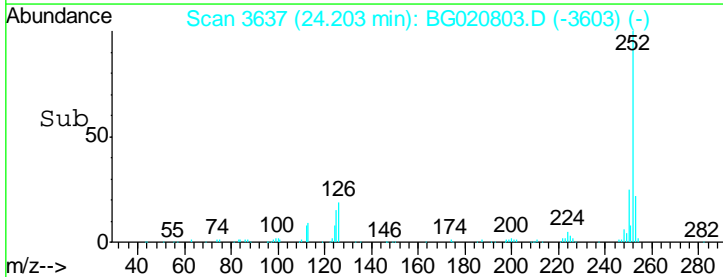
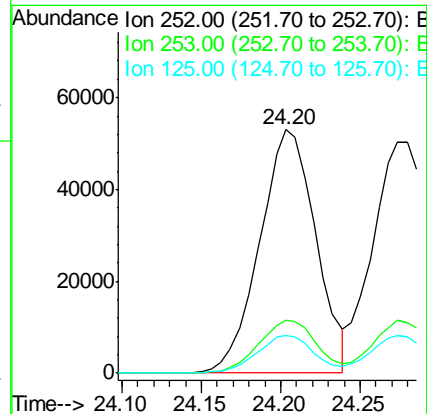
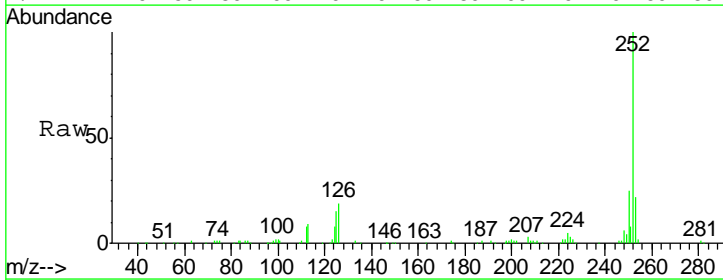
Instrument :
 BNA_G
 ClientSampleId :
 SST02014

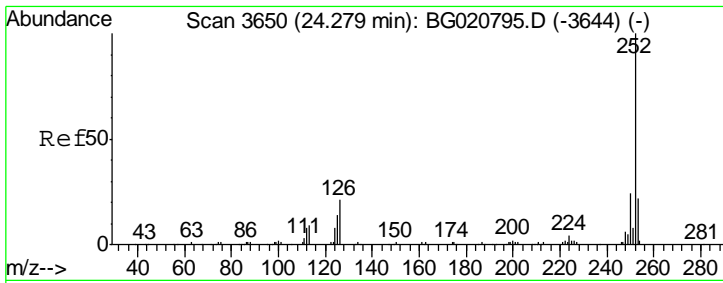


#88
 Benzo(b)fluoranthene
 Concen: 19.68 ng/ul
 RT: 24.20 min Scan# 3637
 Delta R.T. 0.00 min
 Lab File: BG020803.D
 Acq: 5 Feb 2016 2:20

Tgt Ion:252 Resp: 130654

Ion	Ratio	Lower	Upper
252	100		
253	21.9	17.4	26.0
125	15.3	4.9	7.3#

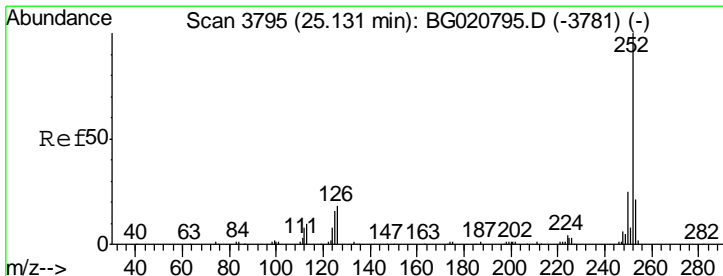
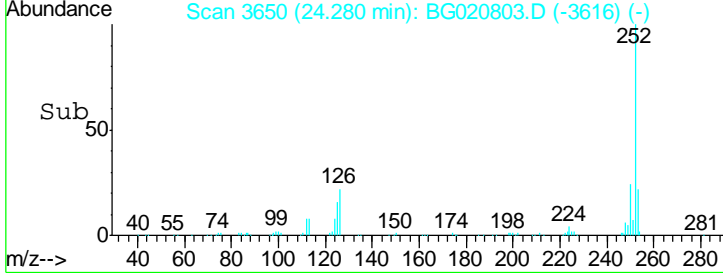
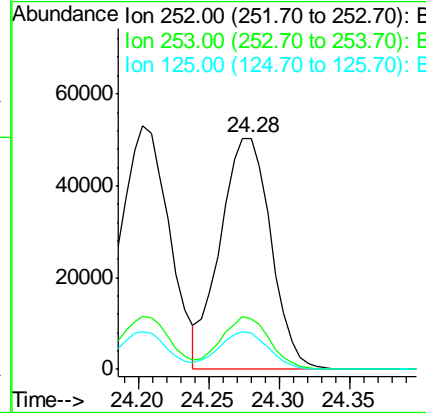
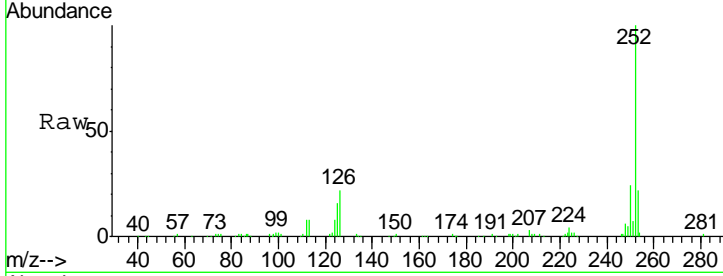




#89
 Benzo(k)fluoranthene
 Concen: 19.38 ng/ul
 RT: 24.28 min Scan# 3650
 Delta R.T. 0.00 min
 Lab File: BG020803.D
 Acq: 5 Feb 2016 2:20

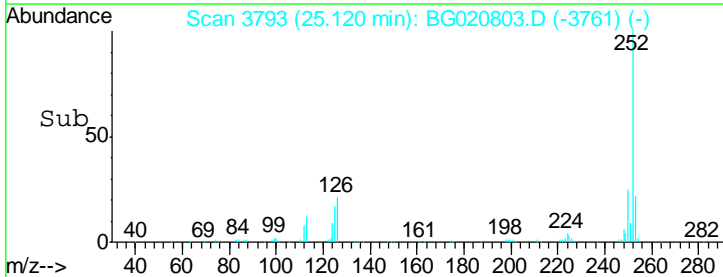
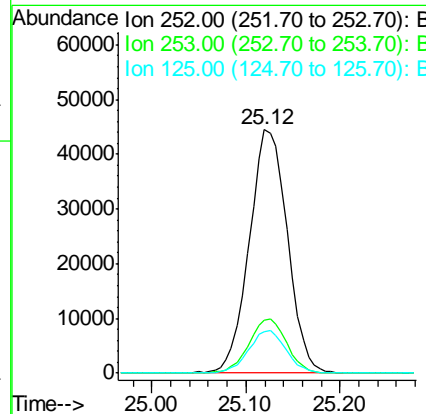
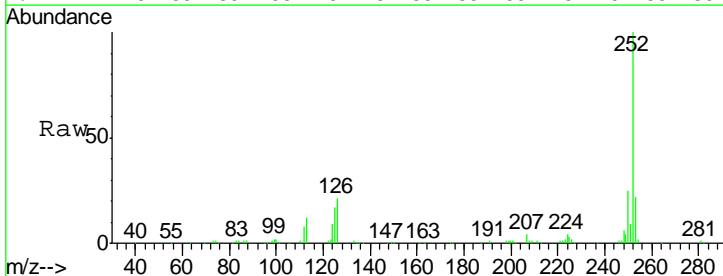
Instrument :
 BNA_G
 ClientSampled :
 SST02014

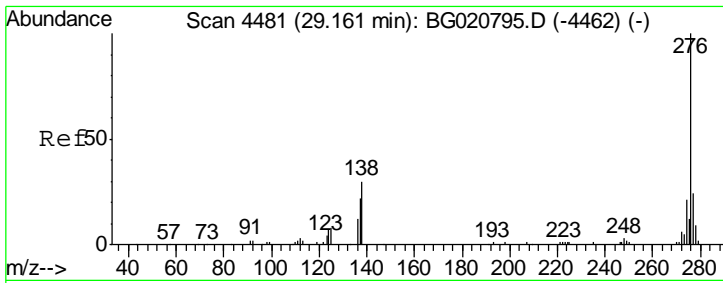
Tgt Ion	Resp	Lower	Upper
252	125993		
253	21.9	17.1	25.7
125	15.6	5.4	8.0#



#91
 Benzo(a)pyrene
 Concen: 19.65 ng/ul
 RT: 25.12 min Scan# 3793
 Delta R.T. -0.01 min
 Lab File: BG020803.D
 Acq: 5 Feb 2016 2:20

Tgt Ion	Resp	Lower	Upper
252	124767		
253	21.9	17.2	25.8
125	16.8	5.8	8.6#

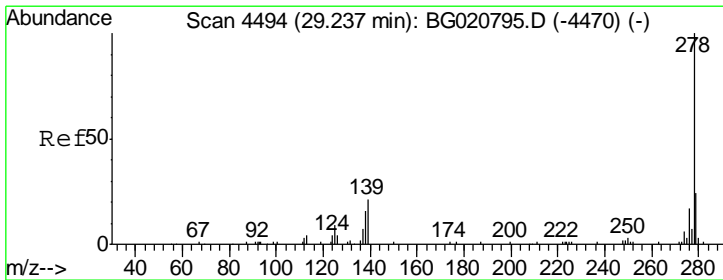
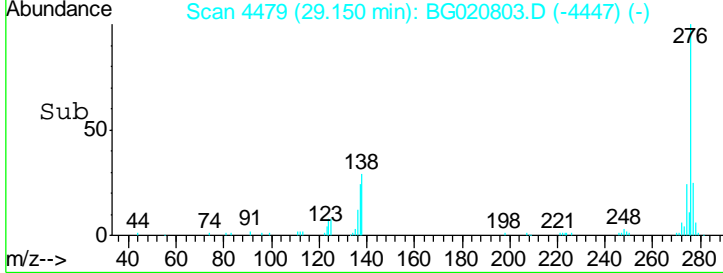
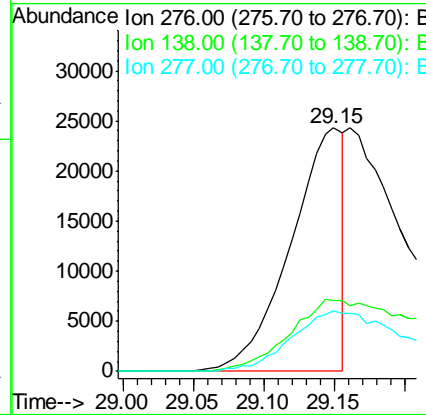
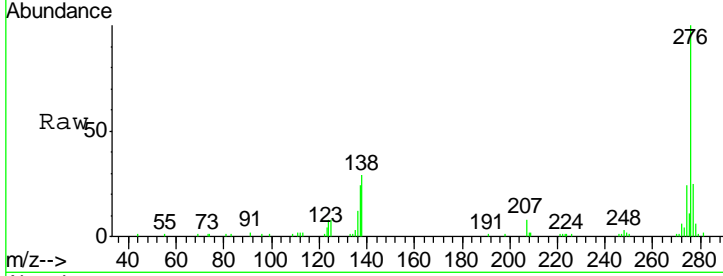




#92
 Indeno(1,2,3-cd)pyrene
 Concen: 8.49 ng/ul
 RT: 29.15 min Scan# 4479
 Delta R.T. -0.01 min
 Lab File: BG020803.D
 Acq: 5 Feb 2016 2:20

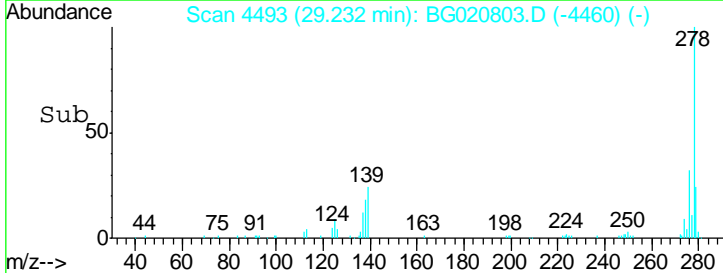
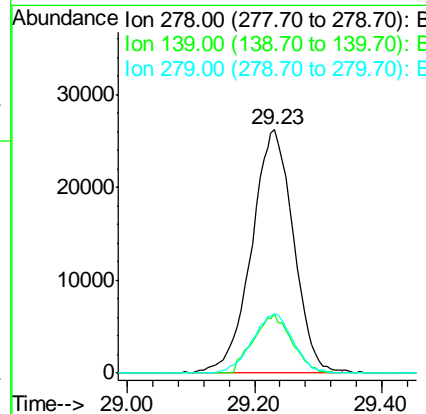
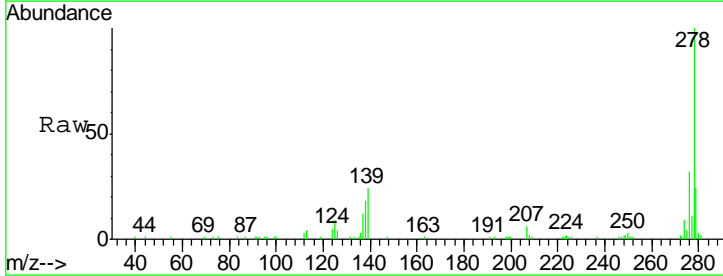
Instrument :
 BNA_G
 ClientSampled :
 SST02014

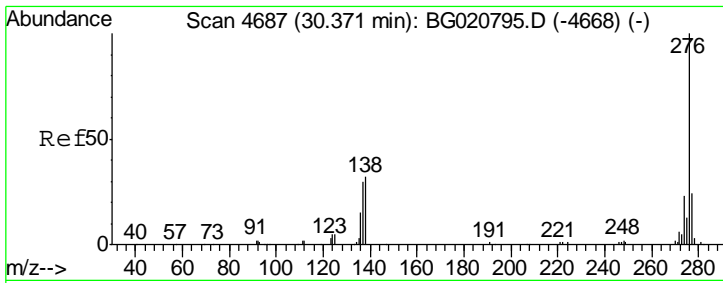
Tgt Ion	Resp	Lower	Upper
276	63003		
138	29.2	10.9	16.3#
277	24.6	18.9	28.3



#93
 Dibenzo(a,h)anthracene
 Concen: 19.59 ng/ul
 RT: 29.23 min Scan# 4493
 Delta R.T. -0.01 min
 Lab File: BG020803.D
 Acq: 5 Feb 2016 2:20

Tgt Ion	Resp	Lower	Upper
278	120148		
139	24.2	9.0	13.4#
279	24.5	19.1	28.7





#94
 Benzo(g,h,i)perylene
 Concen: 19.62 ng/ul
 RT: 30.38 min Scan# 4688
 Delta R.T. 0.01 min
 Lab File: BG020803.D
 Acq: 5 Feb 2016 2:20

Instrument :
 BNA_G
 ClientSampled :
 SSTD02014

Tgt Ion	Resp	Lower	Upper
276	119539		
138	31.1	11.2	16.8#
277	24.3	19.0	28.6

