

Data Path : Z:\HPCHEM1\BNA G\DATA\BG021218\  
 Data File : BG032649.D  
 Acq On : 12 Feb 2018 14:35  
 Operator : SJ/JU  
 Sample : SSTDICCC040  
 Misc :  
 ALS Vial : 5 Sample Multiplier: 1

Instrument :  
 BNA\_G  
 ClientSampleId :

Quant Time: Feb 12 15:38:53 2018  
 Quant Method : Z:\HPCHEM1\BNA G\METHODS\8270-BG021218.M  
 Quant Title : ASP BNA STANDARDS FOR 5 POINT CALIBRATION  
 QLast Update : Mon Feb 12 15:32:23 2018  
 Response via : Initial Calibration

Internal Standards	R.T.	QIon	Response	Conc	Units	Dev(Min)
1) 1,4-Dichlorobenzene-d4	8.68	152	32532	20.00	ng	0.00
21) Naphthalene-d8	11.55	136	146298	20.00	ng	0.00
38) Acenaphthene-d10	15.31	164	102660	20.00	ng	0.00
63) Phenanthrene-d10	18.05	188	253124	20.00	ng	0.00
75) Chrysene-d12	22.37	240	308410	20.00	ng	0.00
86) Perylene-d12	26.02	264	332063	20.00	ng	0.00

## System Monitoring Compounds

5) 2-Fluorophenol	6.11	112	133349	82.33	ng	0.00
7) Phenol-d6	7.79	99	186665	86.37	ng	0.00
23) Nitrobenzene-d5	9.87	82	192484	82.18	ng	0.00
41) 2,4,6-Tribromophenol	16.79	330	128553	65.79	ng	0.00
44) 2-Fluorobiphenyl	13.93	172	661652	76.60	ng	0.00
78) Terphenyl-d14	20.59	244	1080841	75.07	ng	0.00

## Target Compounds

						Qvalue
2) 1,4-Dioxane	3.79	88	27244	49.994	ng	# 79
3) Pyridine	4.24	79	71391	48.518	ng	89
4) n-Nitrosodimethylamine	4.15	42	34560	45.119	ng	# 66
6) Aniline	7.97	93	112141	41.615	ng	99
8) 2-Chlorophenol	8.22	128	84132	43.943	ng	86
9) Benzaldehyde	7.78	77	51105	45.780	ng	97
10) Phenol	7.82	94	90906	44.291	ng	88
11) bis(2-Chloroethyl)ether	8.06	93	76480	48.904	ng	86
12) 1,3-Dichlorobenzene	8.56	146	108480	41.898	ng	98
13) 1,4-Dichlorobenzene	8.71	146	107481	41.417	ng	94
14) 1,2-Dichlorobenzene	9.04	146	109609	43.116	ng	99
15) Benzyl Alcohol	8.92	79	71498	40.139	ng	93
16) 2,2'-oxybis(1-Chloropropan	9.20	45	78591	53.034	ng	74
17) 2-Methylphenol	9.45	107	99351	59.599	ng	84
18) Hexachloroethane	9.79	117	40502	46.485	ng	# 86
19) n-Nitroso-di-n-propylamine	9.49	70	62637	43.709	ng	# 94
20) 3+4-Methylphenols	9.45	107	99351	42.489	ng	93
22) Acetophenone	9.52	105	128148	37.367	ng	# 96
24) Nitrobenzene	9.92	77	90447	39.934	ng	91
25) Isophorone	10.43	82	172879	43.347	ng	# 88
26) 2-Nitrophenol	10.64	139	50470	36.863	ng	# 83
27) 2,4-Dimethylphenol	10.68	122	72100	36.690	ng	95
28) bis(2-Chloroethoxy)methane	10.91	93	87228	39.885	ng	# 94
29) 2,4-Dichlorophenol	11.18	162	96638	37.122	ng	91
30) 1,2,4-Trichlorobenzene	11.40	180	136771	39.419	ng	97
31) Naphthalene	11.60	128	279317	39.091	ng	99
32) Benzoic acid	10.81	122	50798	38.353	ng	# 70
33) 4-Chloroaniline	11.70	127	109497	34.358	ng	# 94
34) Hexachlorobutadiene	11.87	225	110541	40.949	ng	98
35) Caprolactam	12.45	113	27660	37.012	ng	# 55
36) 4-Chloro-3-methylphenol	12.78	107	92256	37.361	ng	# 90
37) 2-Methylnaphthalene	13.16	142	225270	37.527	ng	94
39) 1,2,4,5-Tetrachlorobenzene	13.52	216	198878	41.409	ng	# 95
40) Hexachlorocyclopentadiene	13.49	237	124752	41.573	ng	94

Data Path : Z:\HPCHEM1\BNA G\DATA\BG021218\  
 Data File : BG032649.D  
 Acq On : 12 Feb 2018 14:35  
 Operator : SJ/JU  
 Sample : SSTDICCC040  
 Misc :  
 ALS Vial : 5 Sample Multiplier: 1

Instrument :  
 BNA\_G  
 ClientSampleId :

Quant Time: Feb 12 15:38:53 2018  
 Quant Method : Z:\HPCHEM1\BNA G\METHODS\8270-BG021218.M  
 Quant Title : ASP BNA STANDARDS FOR 5 POINT CALIBRATION  
 QLast Update : Mon Feb 12 15:32:23 2018  
 Response via : Initial Calibration

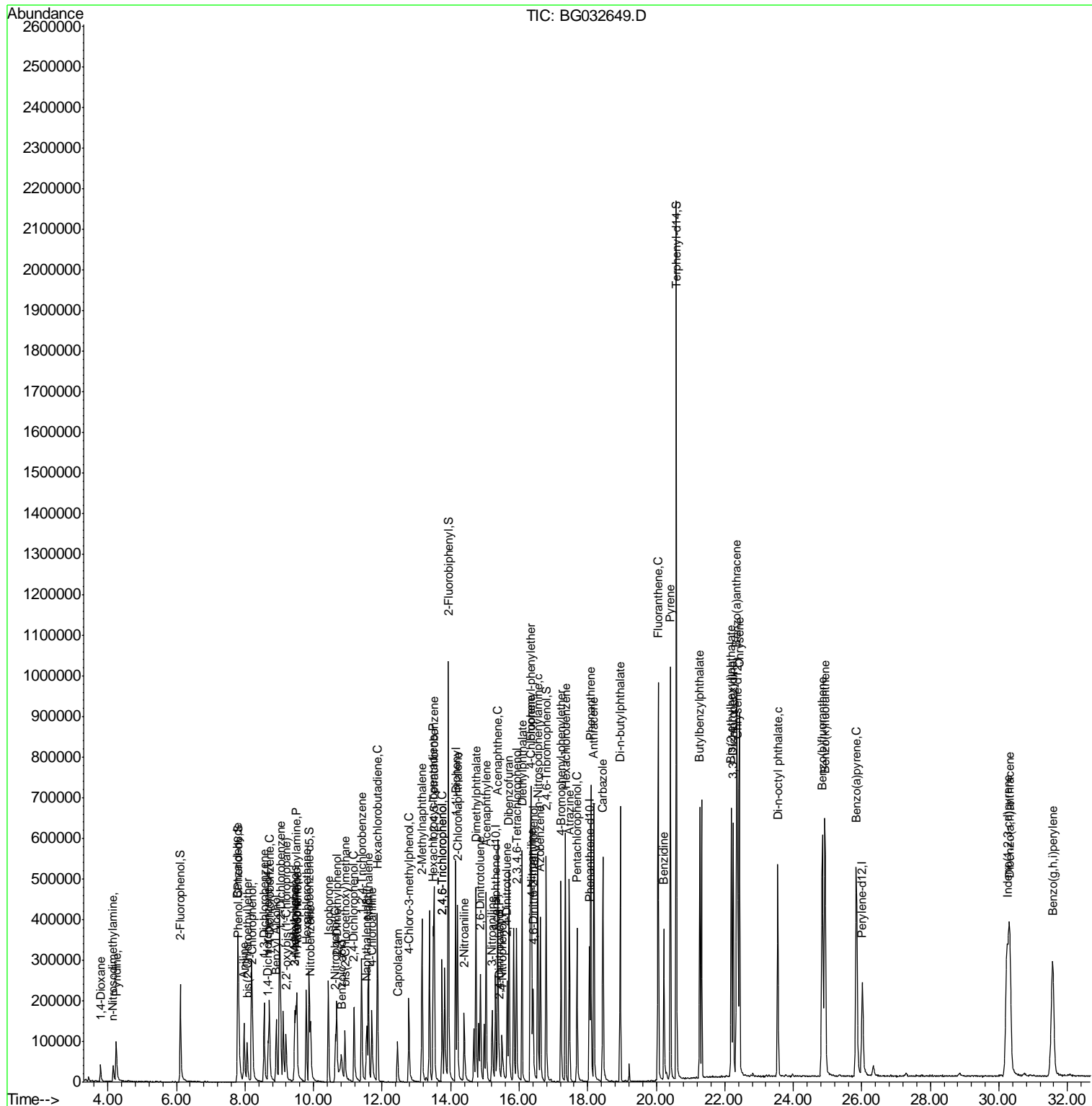
Internal Standards	R.T.	QIon	Response	Conc	Units	Dev(Min)
42) 2,4,6-Trichlorophenol	13.75	196	97933	37.488	ng	99
43) 2,4,5-Trichlorophenol	13.75	196	97933	32.158	ng	95
45) 1,1'-Biphenyl	14.15	154	341925	39.423	ng	94
46) 2-Chloronaphthalene	14.20	162	270164	39.742	ng	97
47) 2-Nitroaniline	14.40	65	60714	40.387	ng	87
48) Acenaphthylene	15.04	152	392726	38.215	ng	98
49) Dimethylphthalate	14.74	163	357332	37.750	ng	# 99
50) 2,6-Dinitrotoluene	14.87	165	74110	37.302	ng	# 83
51) Acenaphthene	15.37	154	271257	38.059	ng	99
52) 3-Nitroaniline	15.22	138	64113	36.945	ng	# 71
53) 2,4-Dinitrophenol	15.41	184	29711	26.651	ng	# 67
54) Dibenzofuran	15.70	168	399406	37.862	ng	100
55) 4-Nitrophenol	15.50	139	43420	33.421	ng	# 73
56) 2,4-Dinitrotoluene	15.65	165	104398	36.906	ng	# 77
57) Fluorene	16.35	166	323788	36.937	ng	98
58) 2,3,4,6-Tetrachlorophenol	15.92	232	112901	37.589	ng	# 86
59) Diethylphthalate	16.08	149	345331	37.458	ng	96
60) 4-Chlorophenyl-phenylether	16.33	204	218294	39.491	ng	94
61) 4-Nitroaniline	16.37	138	67811	36.458	ng	# 79
62) Azobenzene	16.62	77	225202	40.876	ng	85
64) 4,6-Dinitro-2-methylphenol	16.41	198	69348	36.673	ng	# 74
65) n-Nitrosodiphenylamine	16.54	169	306126	40.525	ng	95
66) 4-Bromophenyl-phenylether	17.22	248	146706	39.122	ng	92
67) Hexachlorobenzene	17.35	284	157626	37.983	ng	# 89
68) Atrazine	17.47	200	129879	40.051	ng	94
69) Pentachlorophenol	17.69	266	94576	36.380	ng	97
70) Phenanthrene	18.09	178	547184	38.763	ng	99
71) Anthracene	18.18	178	568287	40.432	ng	97
72) Carbazole	18.44	167	485893	39.126	ng	99
73) Di-n-butylphthalate	18.95	149	548742	39.910	ng	99
74) Fluoranthene	20.06	202	732561	39.572	ng	94
76) Benzidine	20.22	184	300009	49.540	ng	98
77) Pyrene	20.42	202	745398	39.406	ng	98
79) Butylbenzylphthalate	21.27	149	248317	41.618	ng	# 76
80) Benzo(a)anthracene	22.35	228	780699	40.832	ng	97
81) 3,3'-Dichlorobenzidine	22.24	252	304755	41.140	ng	# 97
82) Chrysene	22.42	228	764203	41.388	ng	99
83) Bis(2-ethylhexyl)phthalate	22.19	149	354293	41.879	ng	# 99
84) Di-n-octyl phthalate	23.55	149	564818	42.092	ng	# 90
85) Indeno(1,2,3-cd)pyrene	30.24	276	921025	39.430	ng	# 87
87) Benzo(b)fluoranthene	24.85	252	800096	39.877	ng	# 96
88) Benzo(k)fluoranthene	24.92	252	810937	40.800	ng	# 95
89) Benzo(a)pyrene	25.84	252	769134	40.210	ng	# 95
90) Dibenzo(a,h)anthracene	30.32	278	772158	39.461	ng	# 93
91) Benzo(g,h,i)perylene	31.57	276	754840	38.864	ng	# 92

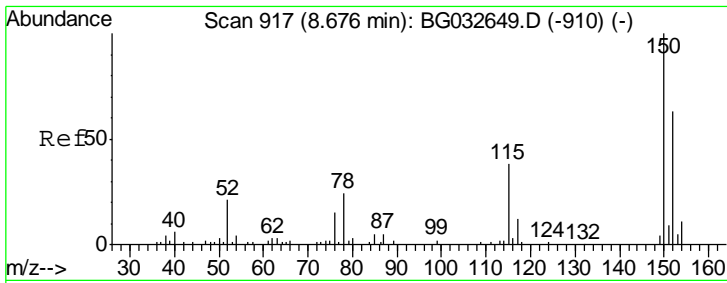
(#) = qualifier out of range (m) = manual integration (+) = signals summed

Data Path : Z:\HPCHEM1\BNA G\DATA\BG021218\  
 Data File : BG032649.D  
 Acq On : 12 Feb 2018 14:35  
 Operator : SJ/JU  
 Sample : SSTDICCC040  
 Misc :  
 ALS Vial : 5 Sample Multiplier: 1

Instrument :  
 BNA\_G  
 Client Sampled :

Quant Time: Feb 12 15:38:53 2018  
 Quant Method : Z:\HPCHEM1\BNA G\METHODS\8270-BG021218.M  
 Quant Title : ASP BNA STANDARDS FOR 5 POINT CALIBRATION  
 QLast Update : Mon Feb 12 15:32:23 2018  
 Response via : Initial Calibration

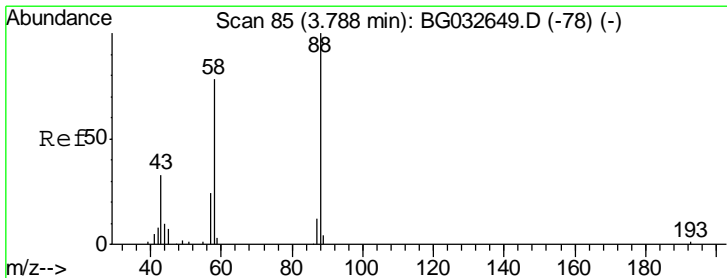
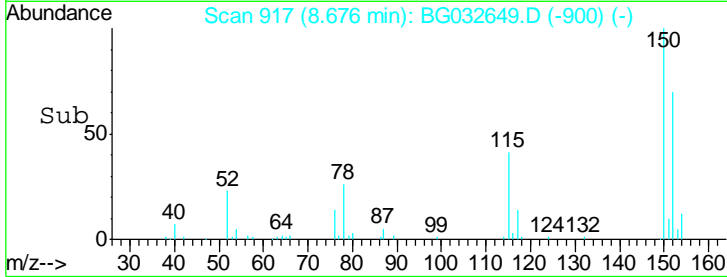
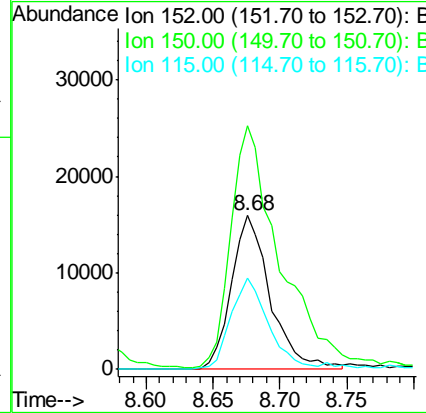
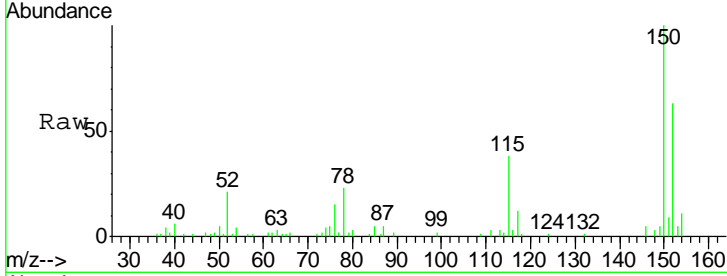




#1  
 1,4-Dichlorobenzene-d4  
 Concen: 20.000 ng  
 RT: 8.68 min Scan# 917  
 Delta R.T. 0.00 min  
 Lab File: BG032649.D  
 Acq: 12 Feb 2018 14:35

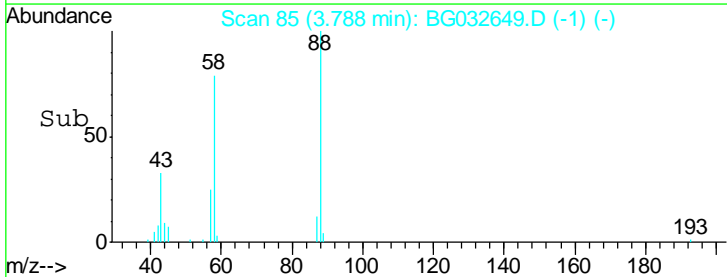
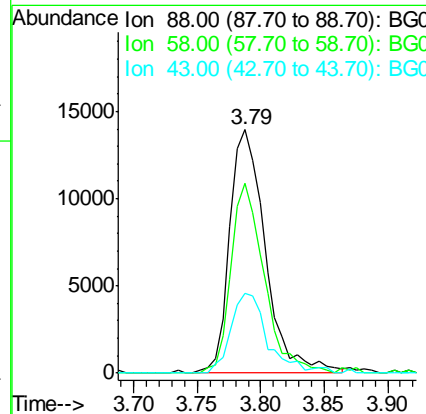
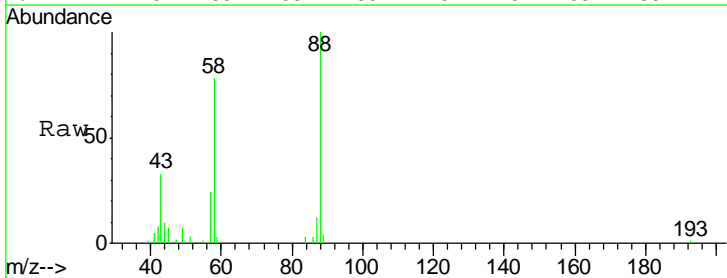
Instrument :  
 BNA\_G  
 ClientSampled :

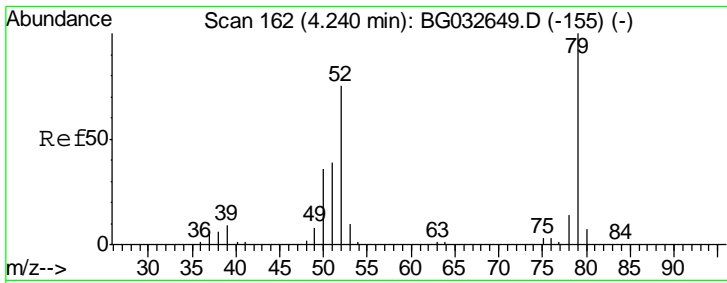
Tgt Ion	Resp	Lower	Upper
152	32532		
150	158.3	126.6	189.8
115	59.5	53.0	79.4



#2  
 1,4-Dioxane  
 Concen: 49.994 ng  
 RT: 3.79 min Scan# 85  
 Delta R.T. 0.00 min  
 Lab File: BG032649.D  
 Acq: 12 Feb 2018 14:35

Tgt Ion	Resp	Lower	Upper
88	27244		
58	72.6	79.6	119.4#
43	32.7	27.4	41.0

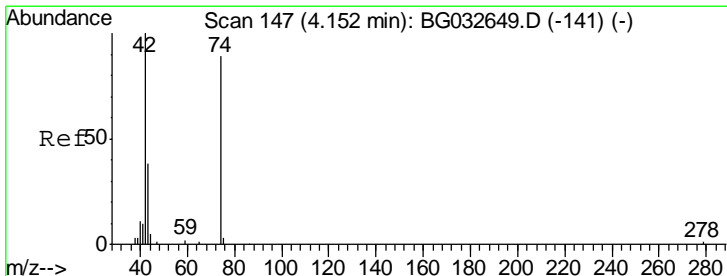
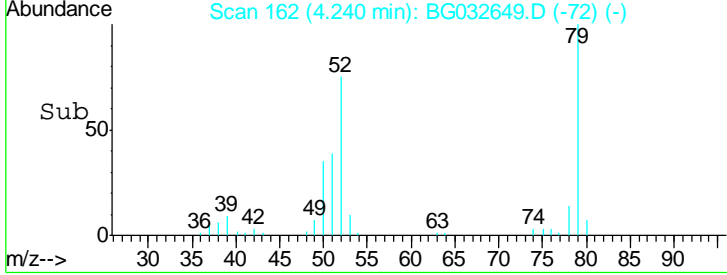
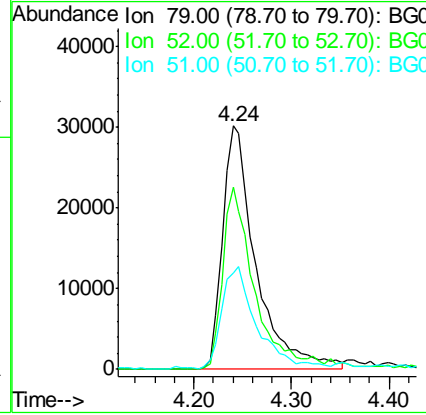
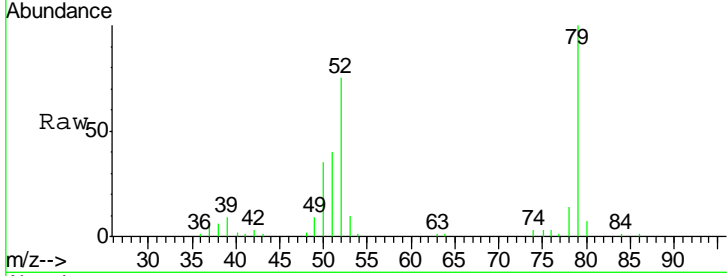




#3  
 Pyridine  
 Concen: 48.518 ng  
 RT: 4.24 min Scan# 162  
 Delta R.T. 0.00 min  
 Lab File: BG032649.D  
 Acq: 12 Feb 2018 14:35

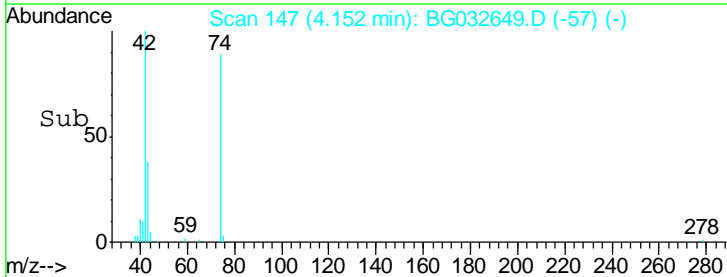
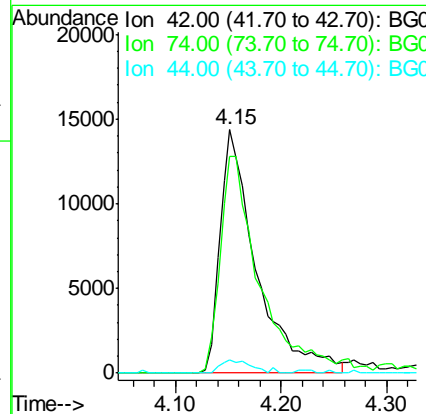
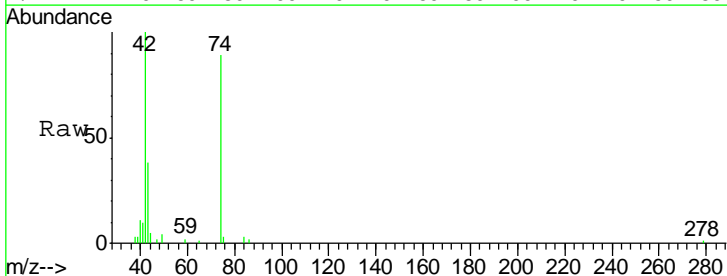
Instrument :  
 BNA\_G  
 ClientSampled :

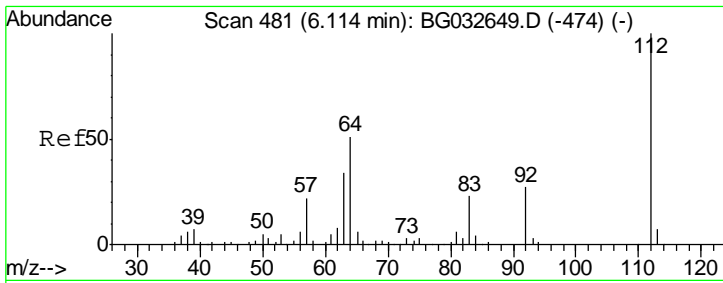
Tgt Ion	Resp	Lower	Upper
79	100		
52	74.8	69.9	104.9
51	39.8	34.0	51.0



#4  
 n-Nitrosodimethylamine  
 Concen: 45.119 ng  
 RT: 4.15 min Scan# 147  
 Delta R.T. 0.00 min  
 Lab File: BG032649.D  
 Acq: 12 Feb 2018 14:35

Tgt Ion	Resp	Lower	Upper
42	100		
74	89.0	102.5	153.7#
44	5.5	18.9	28.3#

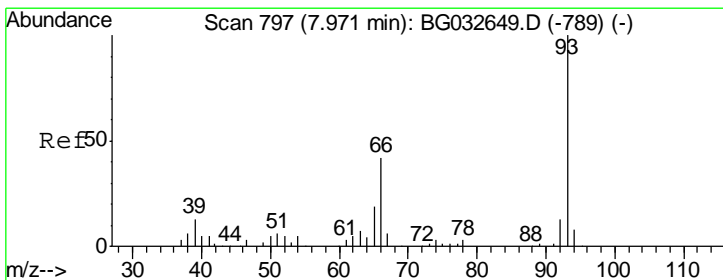
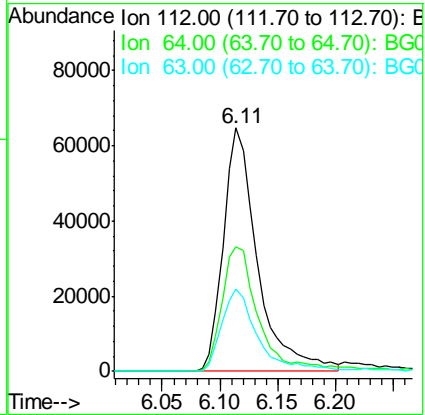
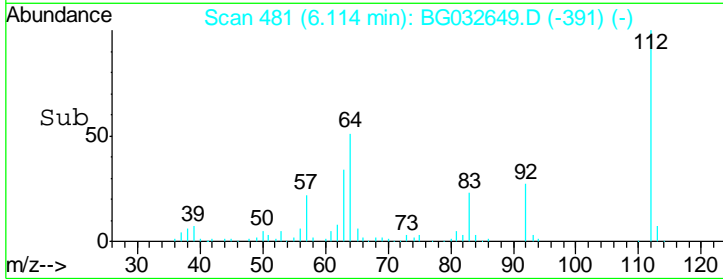
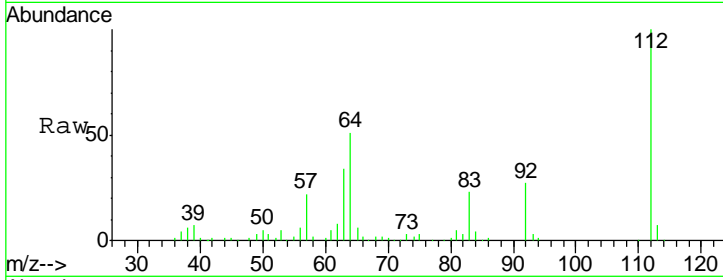




#5  
 2-Fluorophenol  
 Concen: 82.331 ng  
 RT: 6.11 min Scan# 481  
 Delta R.T. 0.00 min  
 Lab File: BG032649.D  
 Acq: 12 Feb 2018 14:35

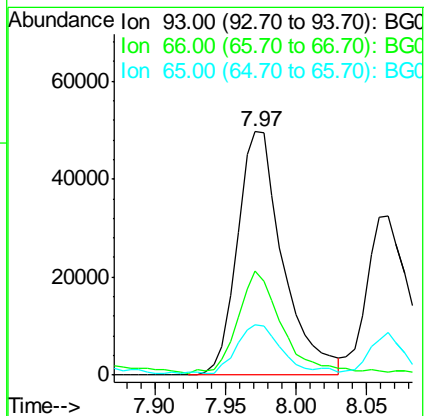
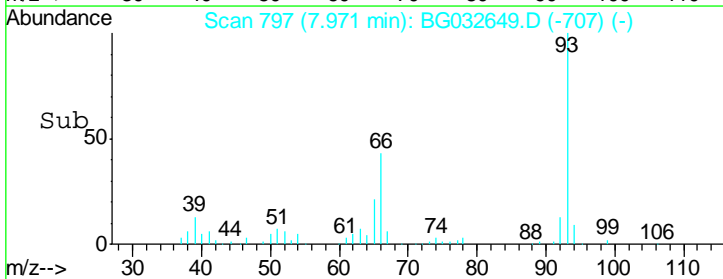
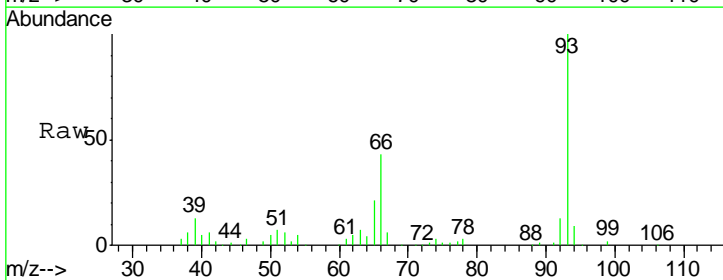
Instrument :  
 BNA\_G  
 ClientSampled :

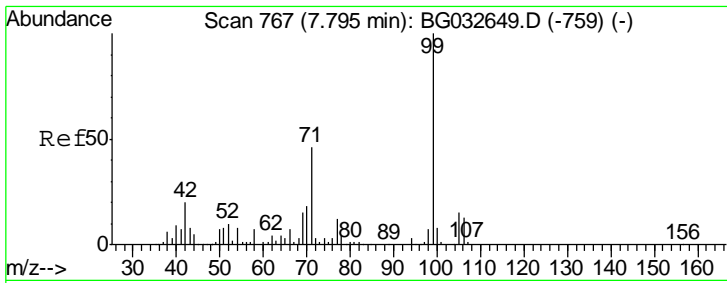
Tgt Ion	Resp	Lower	Upper
112	100		
64	51.2	56.3	84.5#
63	33.8	30.1	45.1



#6  
 Aniline  
 Concen: 41.615 ng  
 RT: 7.97 min Scan# 797  
 Delta R.T. 0.00 min  
 Lab File: BG032649.D  
 Acq: 12 Feb 2018 14:35

Tgt Ion	Resp	Lower	Upper
93	100		
66	42.5	33.7	50.5
65	20.5	16.1	24.1

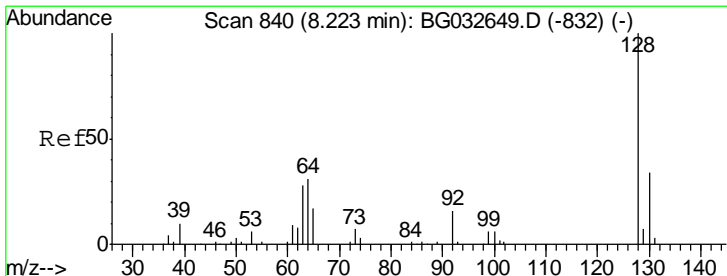
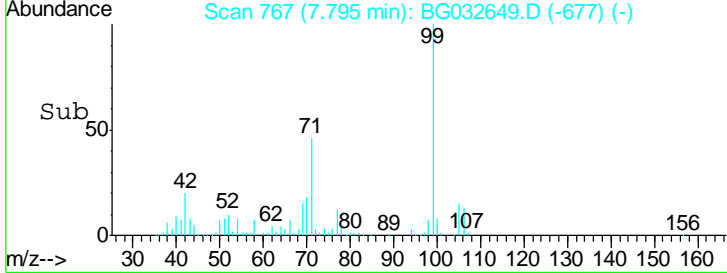
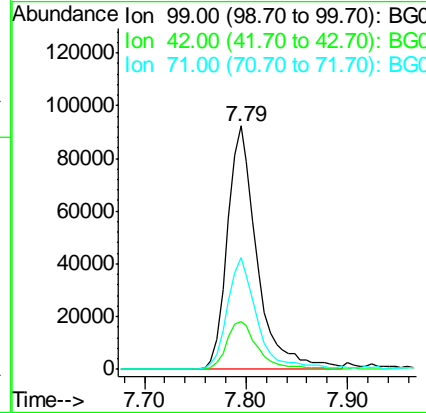
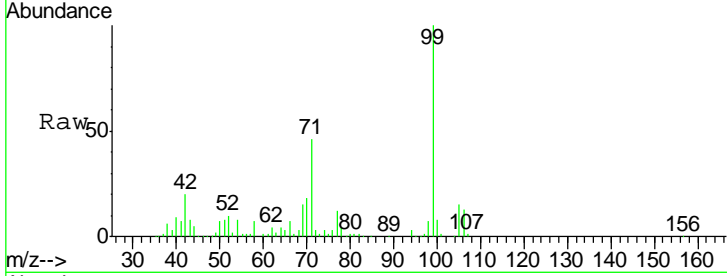




#7  
 Phenol-d6  
 Concen: 86.366 ng  
 RT: 7.79 min Scan# 767  
 Delta R.T. 0.00 min  
 Lab File: BG032649.D  
 Acq: 12 Feb 2018 14:35

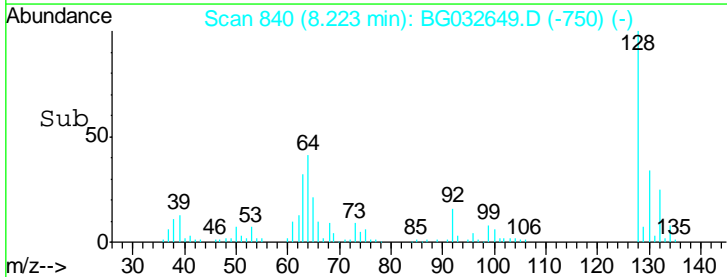
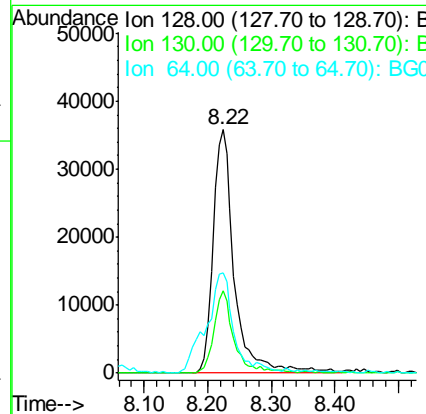
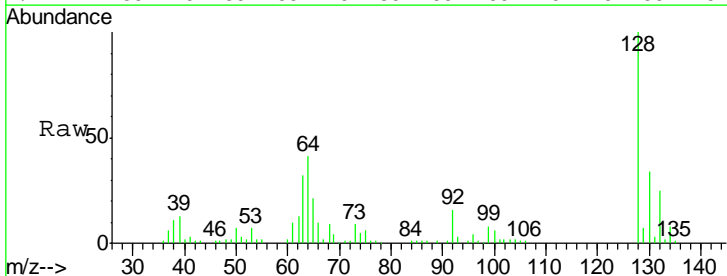
Instrument :  
 BNA\_G  
 ClientSampled :

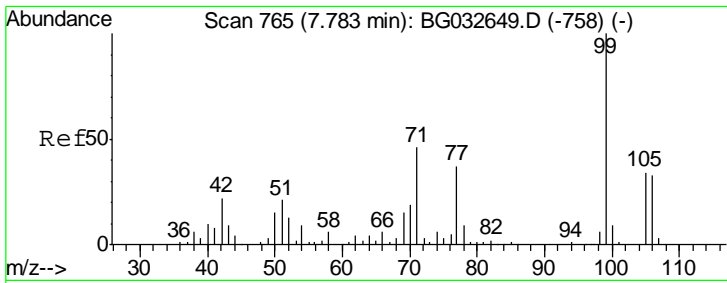
Tgt Ion	Resp	Lower	Upper
99	186665		
42	19.5	14.1	21.1
71	46.1	26.1	39.1



#8  
 2-Chlorophenol  
 Concen: 43.943 ng  
 RT: 8.22 min Scan# 840  
 Delta R.T. 0.00 min  
 Lab File: BG032649.D  
 Acq: 12 Feb 2018 14:35

Tgt Ion	Resp	Lower	Upper
128	84132		
130	33.7	14.0	54.0
64	41.4	37.7	77.7

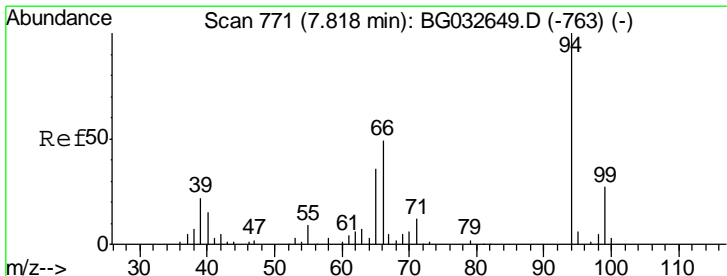
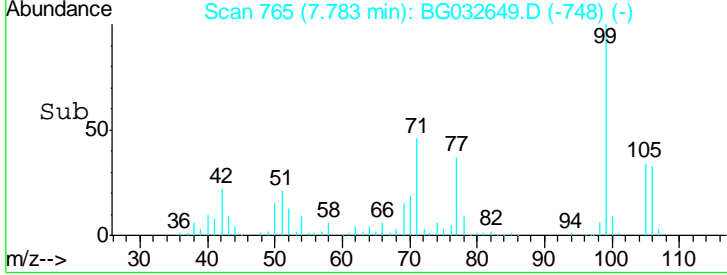
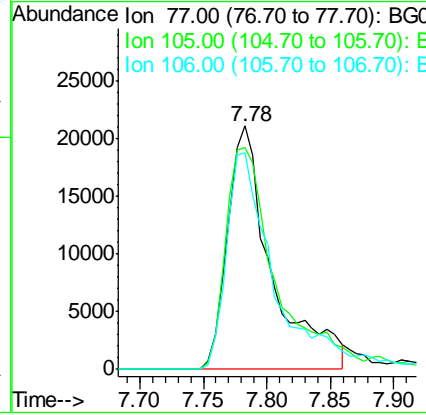
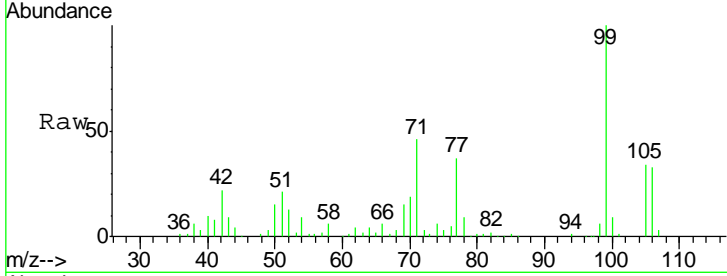




#9  
Benzaldehyde  
Concen: 45.780 ng  
RT: 7.78 min Scan# 765  
Delta R.T. 0.00 min  
Lab File: BG032649.D  
Acq: 12 Feb 2018 14:35

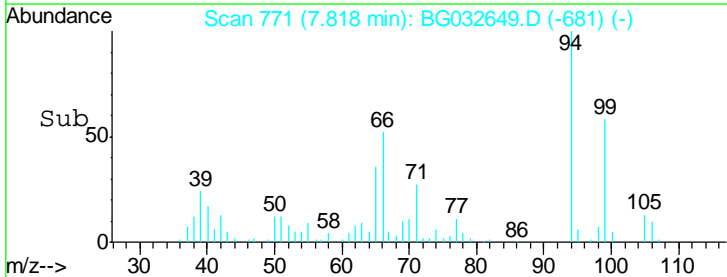
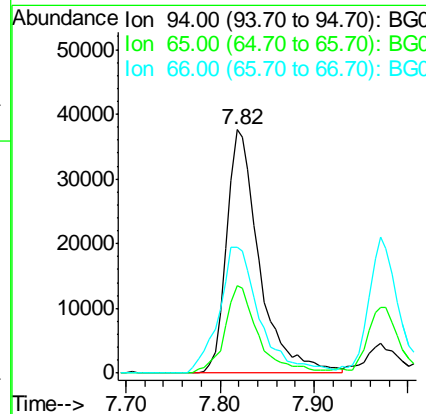
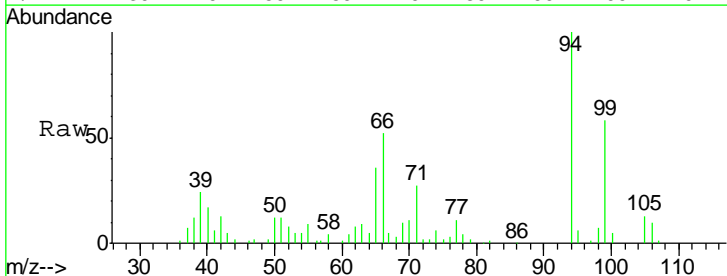
Instrument :  
BNA\_G  
ClientSampled :

Tgt Ion	Resp	Lower	Upper
77	100		
105	91.0	71.3	111.3
106	88.8	64.2	104.2

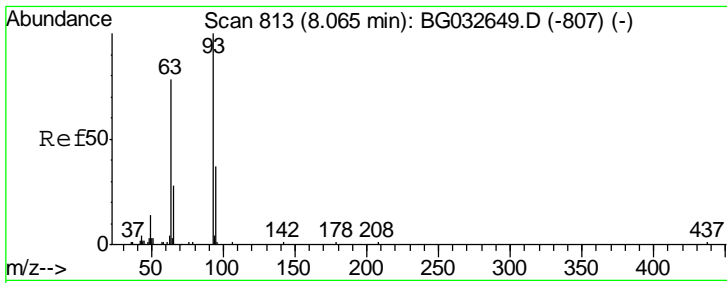


#10  
Phenol  
Concen: 44.291 ng  
RT: 7.82 min Scan# 771  
Delta R.T. 0.00 min  
Lab File: BG032649.D  
Acq: 12 Feb 2018 14:35

Tgt Ion	Resp	Lower	Upper
94	100		
65	36.0	11.9	51.9
66	51.9	22.2	62.2



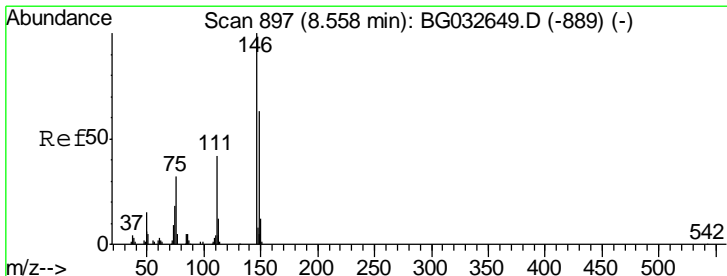
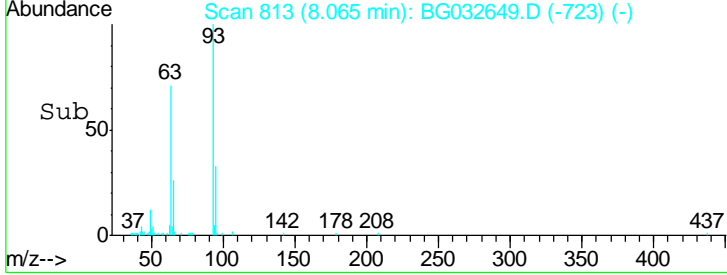
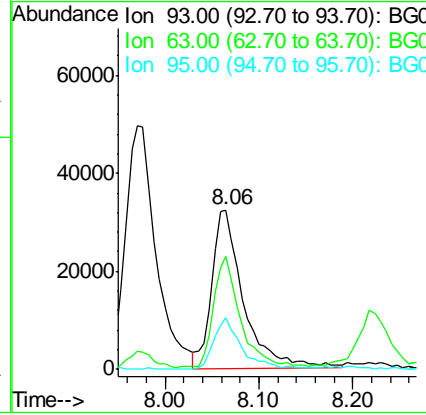
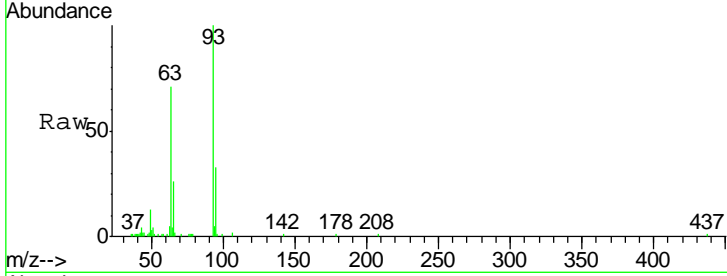




#11  
 bis(2-Chloroethyl)ether  
 Concen: 48.904 ng  
 RT: 8.06 min Scan# 813  
 Delta R.T. 0.00 min  
 Lab File: BG032649.D  
 Acq: 12 Feb 2018 14:35

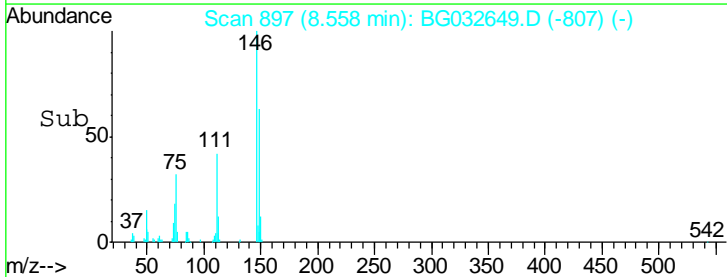
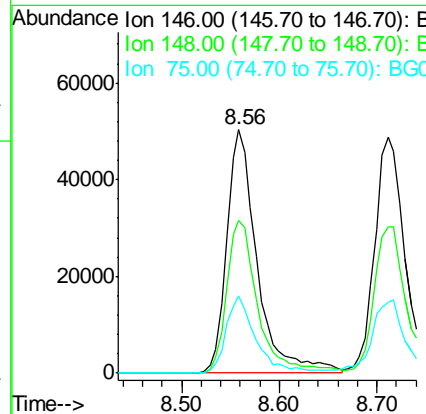
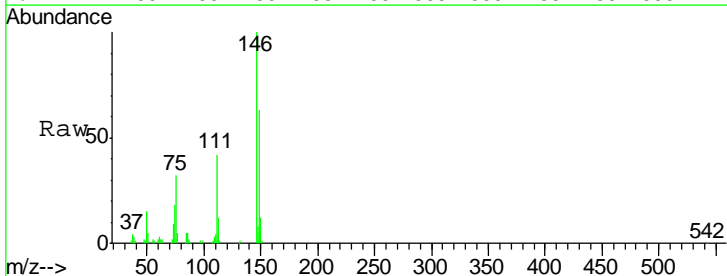
Instrument :  
 BNA\_G  
 ClientSampleId :

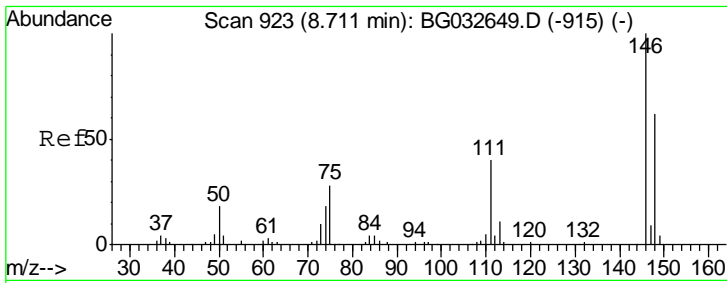
Tgt Ion	Resp	Lower	Upper
93	100		
63	70.6	67.1	107.1
95	32.6	11.5	51.5



#12  
 1,3-Dichlorobenzene  
 Concen: 41.898 ng  
 RT: 8.56 min Scan# 897  
 Delta R.T. 0.00 min  
 Lab File: BG032649.D  
 Acq: 12 Feb 2018 14:35

Tgt Ion	Resp	Lower	Upper
146	100		
148	62.5	51.4	77.2
75	31.7	26.6	39.8

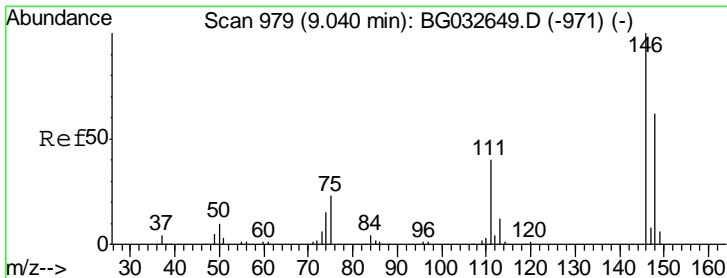
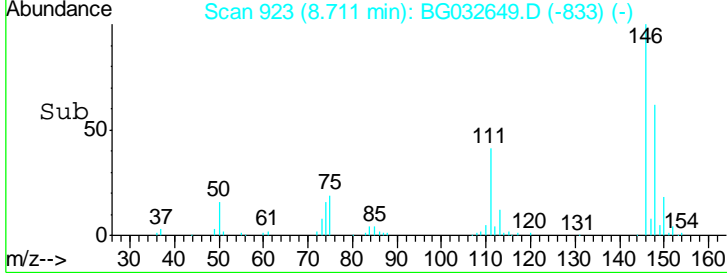
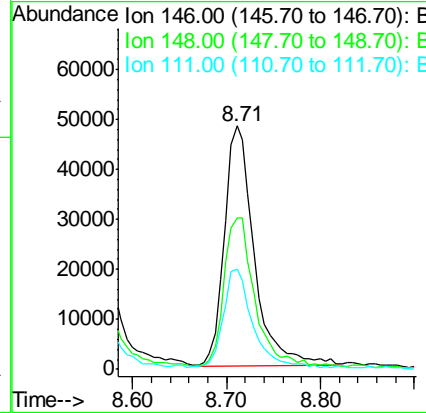
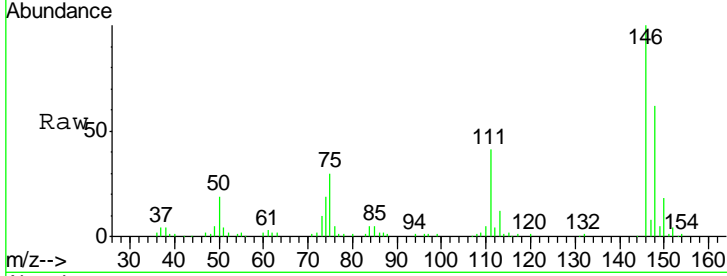




#13  
 1,4-Dichlorobenzene  
 Concen: 41.417 ng  
 RT: 8.71 min Scan# 923  
 Delta R.T. 0.00 min  
 Lab File: BG032649.D  
 Acq: 12 Feb 2018 14:35

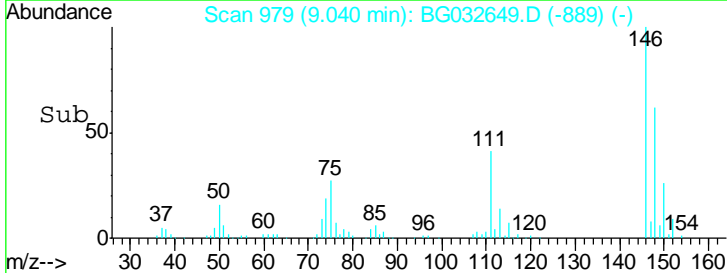
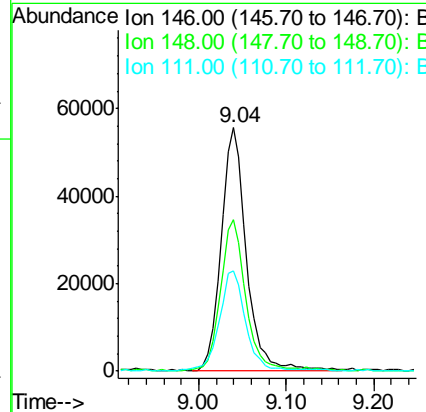
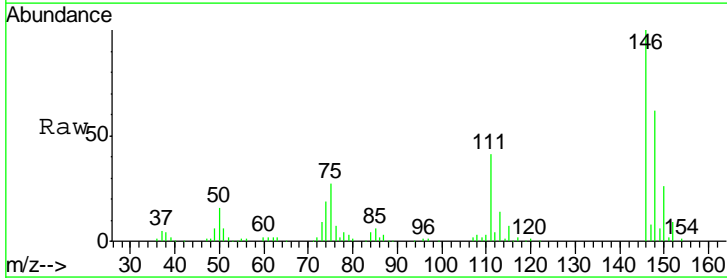
Instrument :  
 BNA\_G  
 ClientSampled :

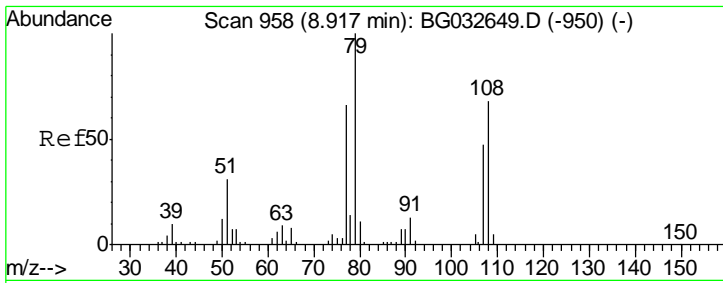
Tgt Ion	Resp	Lower	Upper
146	107481		
148	62.2	53.7	80.5
111	41.0	35.2	52.8



#14  
 1,2-Dichlorobenzene  
 Concen: 43.116 ng  
 RT: 9.04 min Scan# 979  
 Delta R.T. 0.00 min  
 Lab File: BG032649.D  
 Acq: 12 Feb 2018 14:35

Tgt Ion	Resp	Lower	Upper
146	109609		
148	62.1	49.3	73.9
111	41.3	34.3	51.5

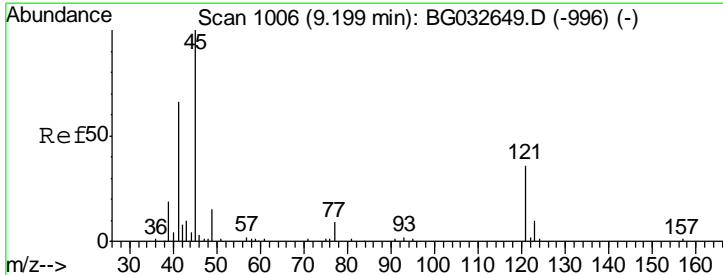
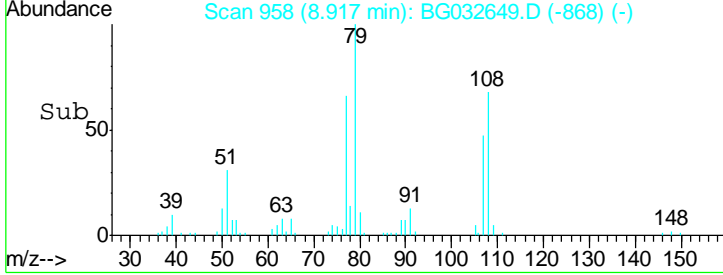
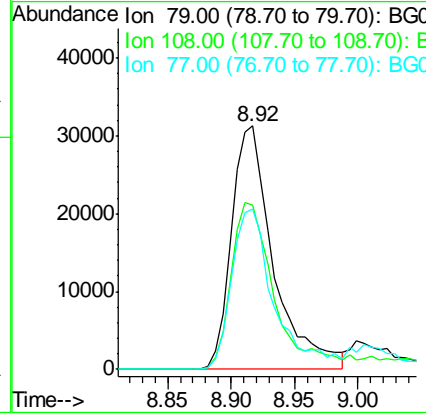
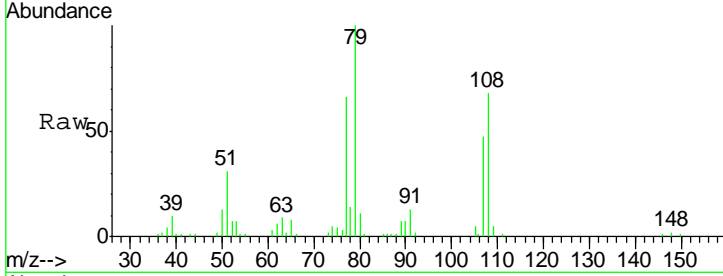




#15  
 Benzyl Alcohol  
 Concen: 40.139 ng  
 RT: 8.92 min Scan# 958  
 Delta R.T. 0.00 min  
 Lab File: BG032649.D  
 Acq: 12 Feb 2018 14:35

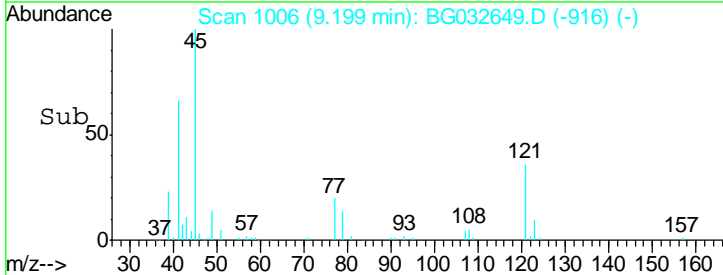
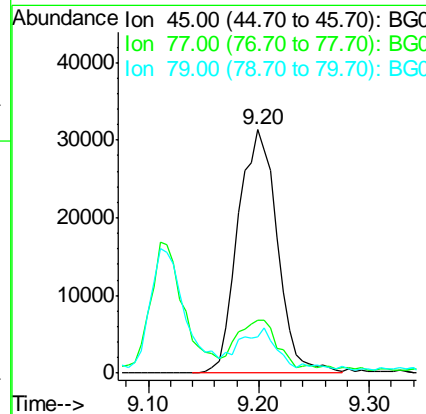
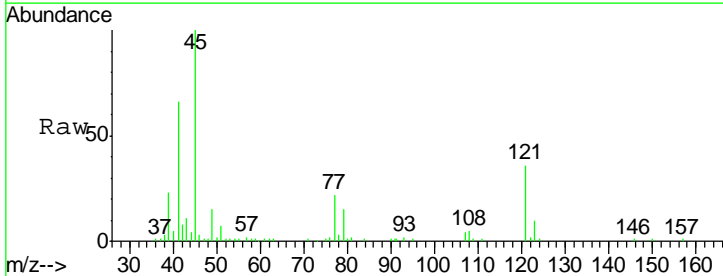
Instrument :  
 BNA\_G  
 ClientSampled :

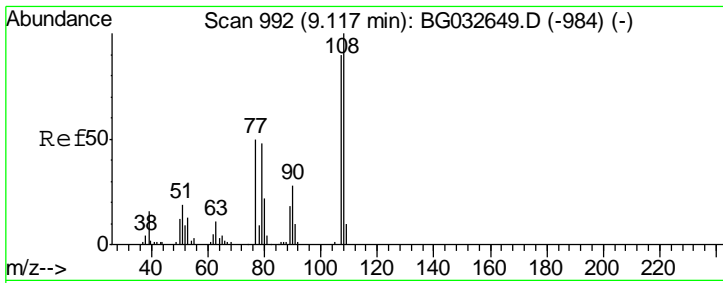
Tgt Ion	Resp	Lower	Upper
79	100		
108	67.5	57.2	85.8
77	65.6	46.1	69.1



#16  
 2,2'-oxybis(1-Chloropropane)  
 Concen: 53.034 ng  
 RT: 9.20 min Scan# 1006  
 Delta R.T. 0.00 min  
 Lab File: BG032649.D  
 Acq: 12 Feb 2018 14:35

Tgt Ion	Resp	Lower	Upper
45	100		
77	21.7	0.0	30.2
79	15.0	0.0	27.9

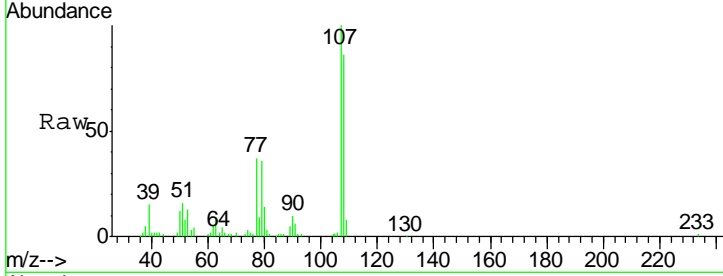




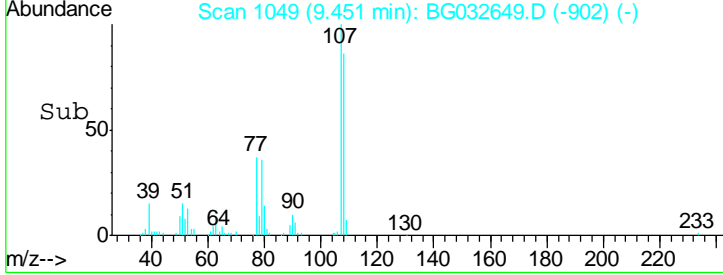
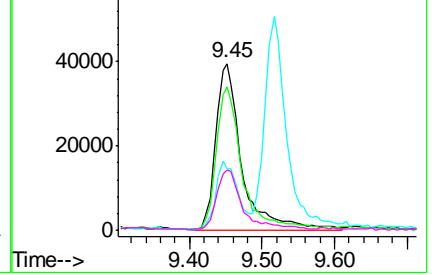
#17  
 2-Methylphenol  
 Concen: 59.599 ng  
 RT: 9.45 min Scan# 1049  
 Delta R.T. 0.33 min  
 Lab File: BG032649.D  
 Acq: 12 Feb 2018 14:35

Instrument :  
 BNA\_G  
 ClientSampled :

Tgt Ion	Resp	Lower	Upper
107	99351		
107	100		
108	85.8	83.9	125.9
77	37.2	37.2	55.8
79	36.3	36.2	54.2

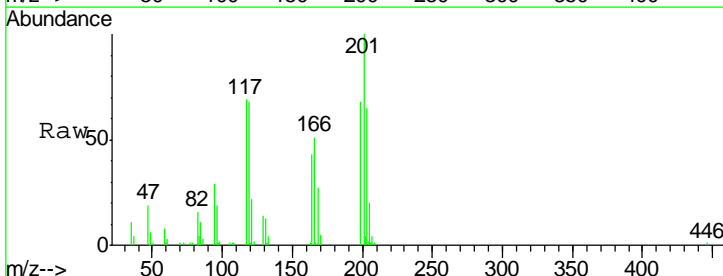


Abundance Ion 107.00 (106.70 to 107.70): E  
 Ion 108.00 (107.70 to 108.70): E  
 Ion 77.00 (76.70 to 77.70): BGC  
 Ion 79.00 (78.70 to 79.70): BGC

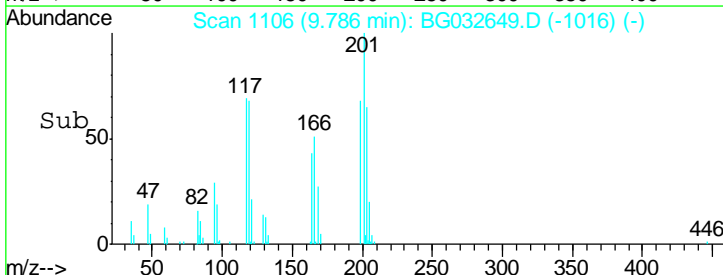
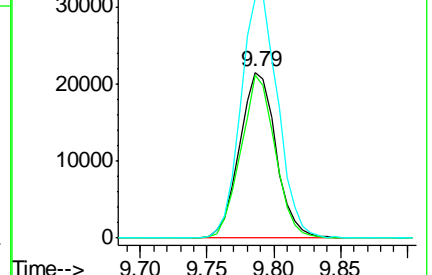


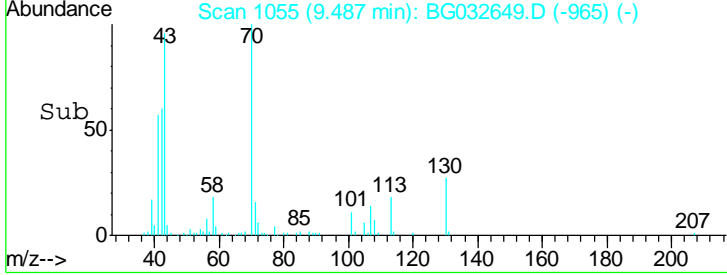
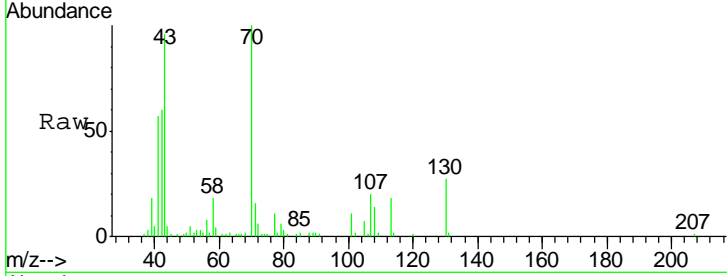
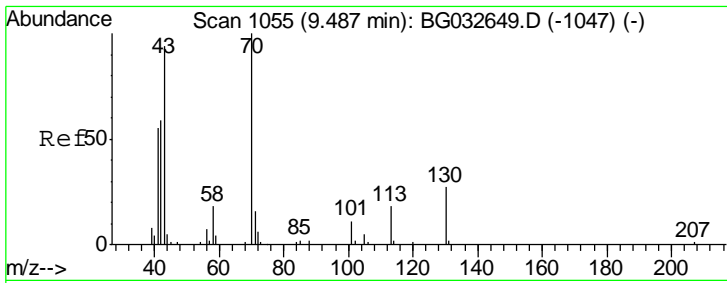
#18  
 Hexachloroethane  
 Concen: 46.485 ng  
 RT: 9.79 min Scan# 1106  
 Delta R.T. 0.00 min  
 Lab File: BG032649.D  
 Acq: 12 Feb 2018 14:35

Tgt Ion	Resp	Lower	Upper
117	40502		
117	100		
119	98.4	76.7	115.1
201	144.9	95.7	143.5#



Abundance Ion 117.00 (116.70 to 117.70): E  
 Ion 119.00 (118.70 to 119.70): E  
 Ion 201.00 (200.70 to 201.70): E

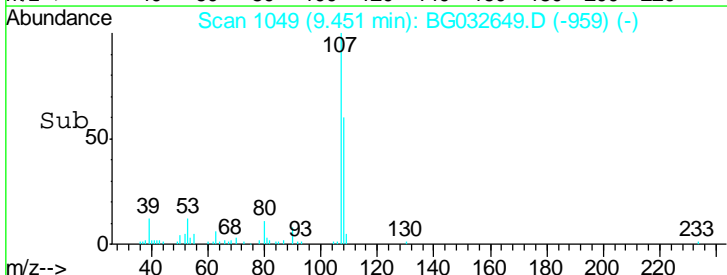
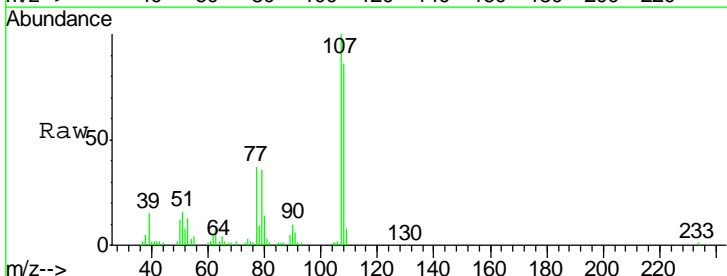
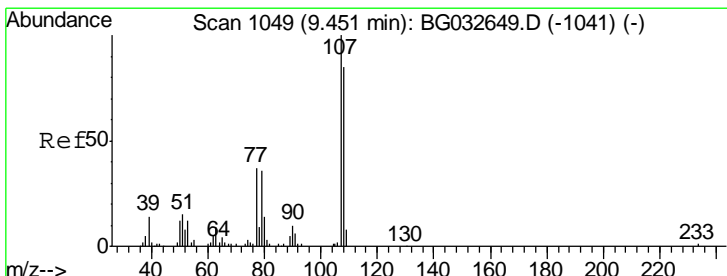
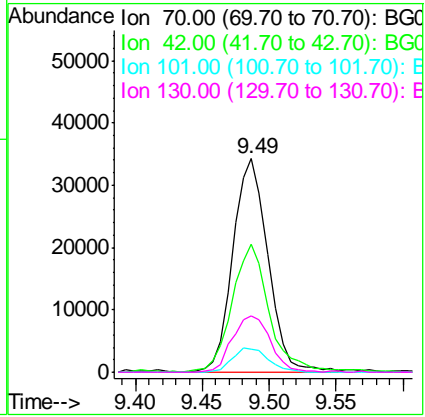




#19  
 n-Nitroso-di-n-propylamine  
 Concen: 43.709 ng  
 RT: 9.49 min Scan# 1055  
 Delta R.T. 0.00 min  
 Lab File: BG032649.D  
 Acq: 12 Feb 2018 14:35

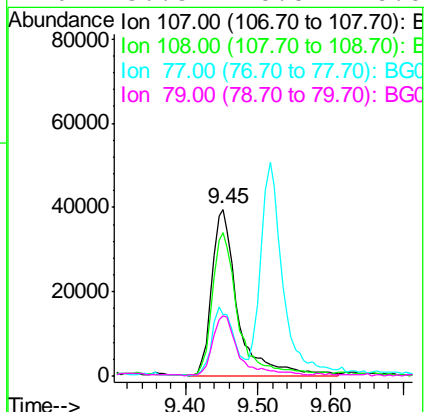
Instrument :  
 BNA\_G  
 ClientSampled :

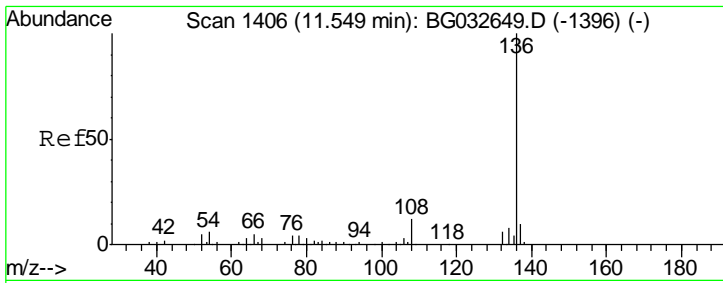
Tgt Ion	Resp	Lower	Upper
70	100		
42	60.0	49.1	73.7
101	11.1	8.5	12.7
130	26.6	13.4	20.0#



#20  
 3+4-Methylphenols  
 Concen: 42.489 ng  
 RT: 9.45 min Scan# 1049  
 Delta R.T. 0.00 min  
 Lab File: BG032649.D  
 Acq: 12 Feb 2018 14:35

Tgt Ion	Resp	Lower	Upper
107	100		
108	85.8	61.6	101.6
77	37.2	13.9	53.9
79	36.3	8.8	48.8



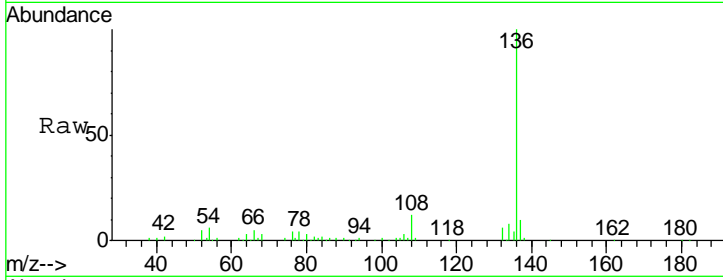


#21  
 Naphthalene-d8  
 Concen: 20.000 ng  
 RT: 11.55 min Scan# 1406  
 Delta R.T. 0.00 min  
 Lab File: BG032649.D  
 Acq: 12 Feb 2018 14:35

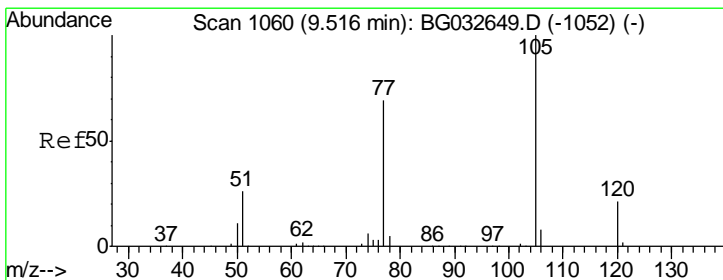
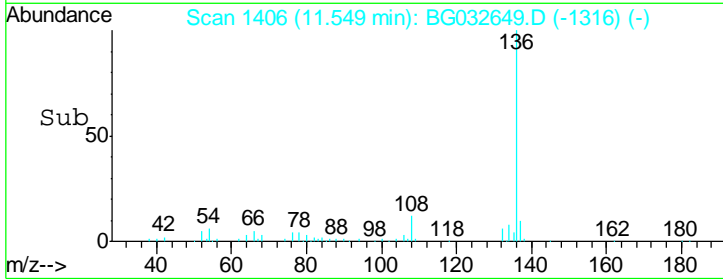
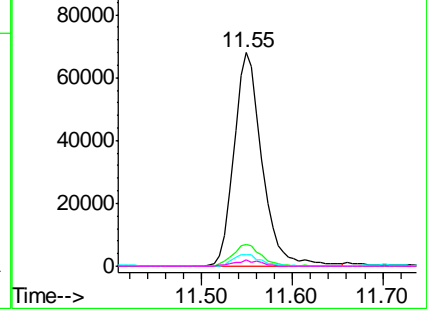
Instrument :  
 BNA\_G  
 ClientSampled :

Tgt Ion:136 Resp: 146298

Ion	Ratio	Lower	Upper
136	100		
137	10.1	9.2	13.8
54	5.7	10.3	15.5#
68	2.9	4.5	6.7#



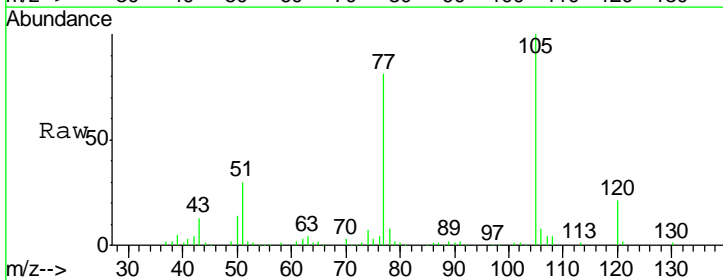
Abundance Ion 136.00 (135.70 to 136.70): E  
 Ion 137.00 (136.70 to 137.70): E  
 Ion 54.00 (53.70 to 54.70): BGC  
 Ion 68.00 (67.70 to 68.70): BGC



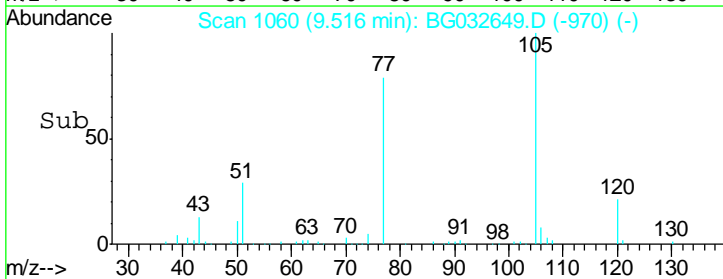
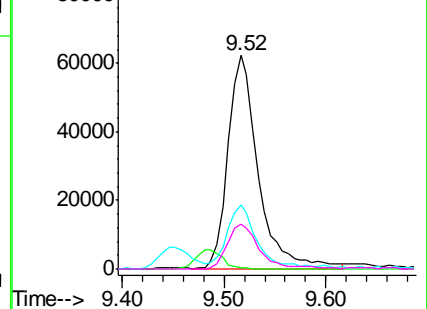
#22  
 Acetophenone  
 Concen: 37.367 ng  
 RT: 9.52 min Scan# 1060  
 Delta R.T. 0.00 min  
 Lab File: BG032649.D  
 Acq: 12 Feb 2018 14:35

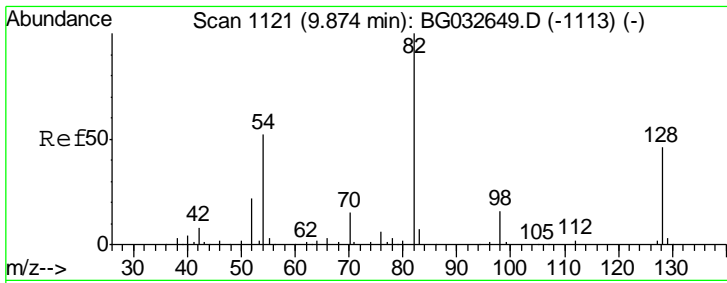
Tgt Ion:105 Resp: 128148

Ion	Ratio	Lower	Upper
105	100		
71	0.4	3.0	4.4#
51	30.3	26.1	39.1
120	21.1	17.4	26.2



Abundance Ion 105.00 (104.70 to 105.70): E  
 Ion 71.00 (70.70 to 71.70): BGC  
 Ion 51.00 (50.70 to 51.70): BGC  
 Ion 120.00 (119.70 to 120.70): E

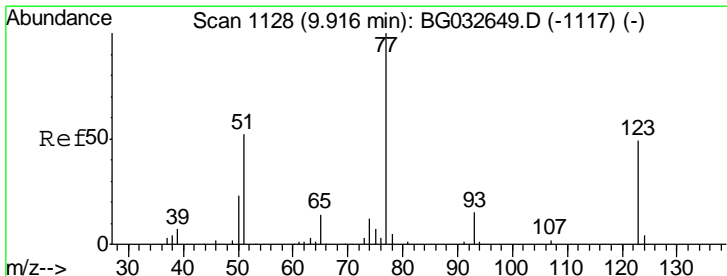
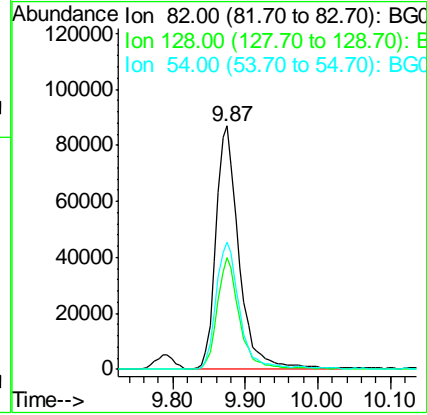
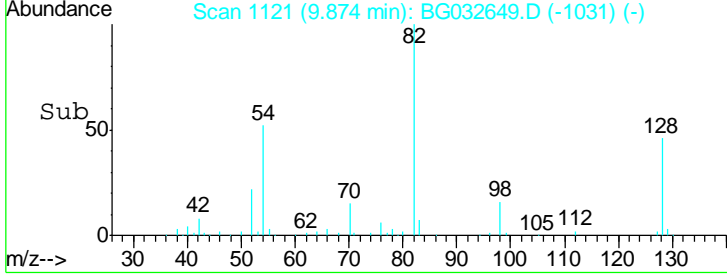
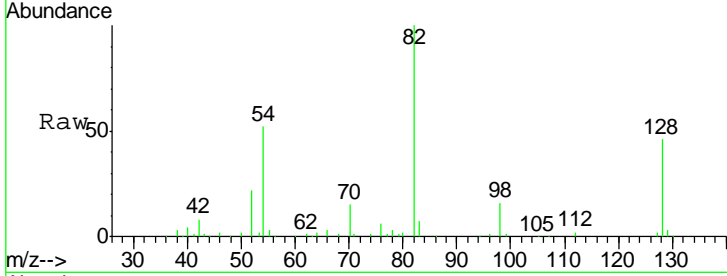




#23  
 Nitrobenzene-d5  
 Concen: 82.179 ng  
 RT: 9.87 min Scan# 1121  
 Delta R.T. 0.00 min  
 Lab File: BG032649.D  
 Acq: 12 Feb 2018 14:35

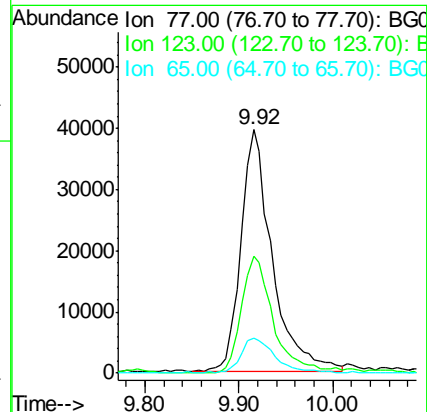
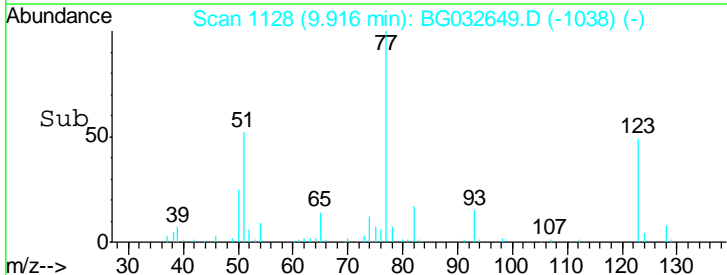
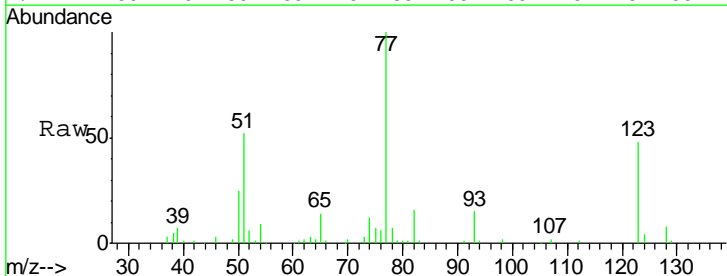
Instrument :  
 BNA\_G  
 ClientSampled :

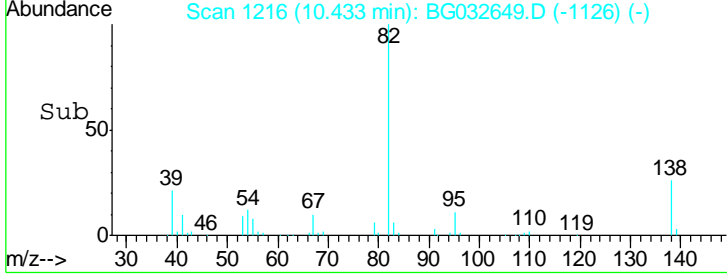
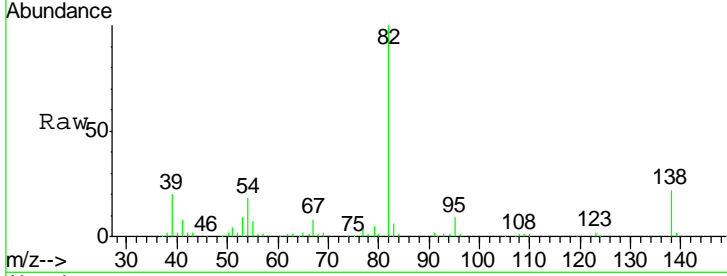
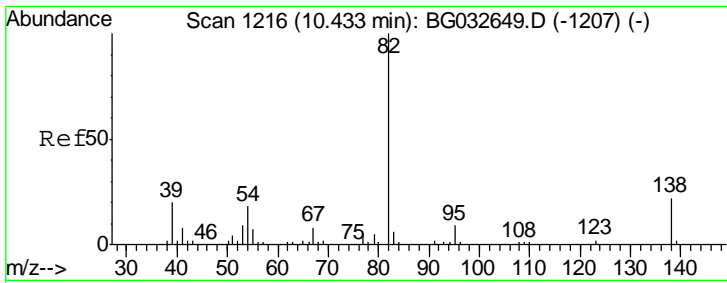
Tgt Ion	Resp	Lower	Upper
82	192484		
128	46.0	29.7	44.5#
54	52.4	43.1	64.7



#24  
 Nitrobenzene  
 Concen: 39.934 ng  
 RT: 9.92 min Scan# 1128  
 Delta R.T. 0.00 min  
 Lab File: BG032649.D  
 Acq: 12 Feb 2018 14:35

Tgt Ion	Resp	Lower	Upper
77	90447		
123	48.2	33.0	49.6
65	14.2	13.0	19.6

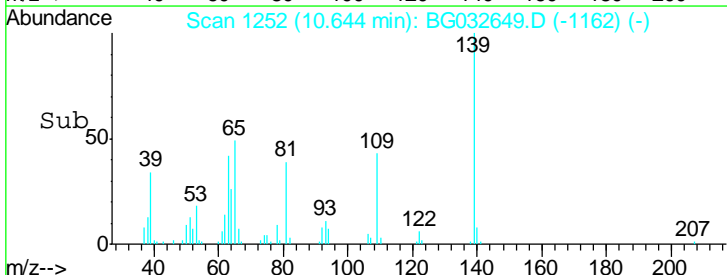
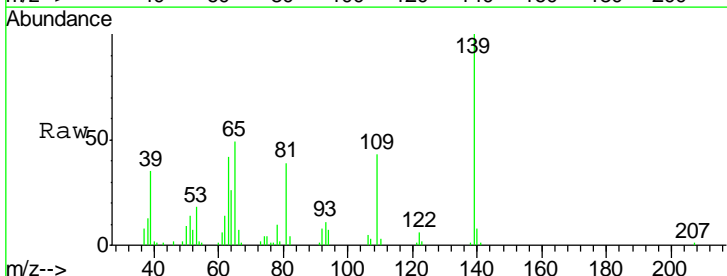
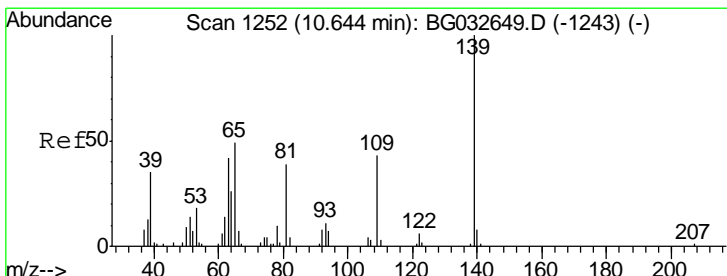
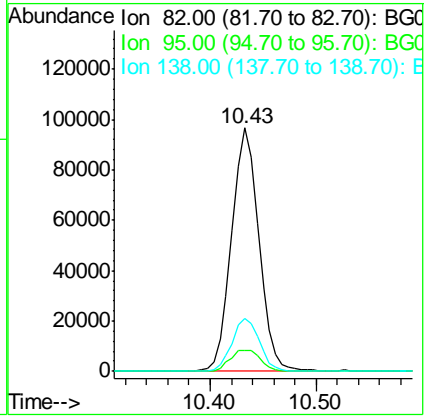




#25  
 Isophorone  
 Concen: 43.347 ng  
 RT: 10.43 min Scan# 1216  
 Delta R.T. 0.00 min  
 Lab File: BG032649.D  
 Acq: 12 Feb 2018 14:35

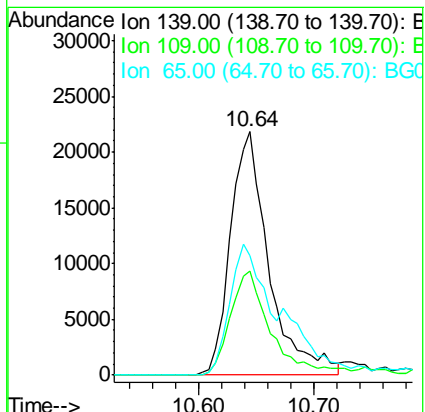
Instrument :  
 BNA\_G  
 ClientSampled :

Tgt Ion	Resp	Lower	Upper
82	172879		
95	8.8	6.2	9.2
138	21.9	12.1	18.1

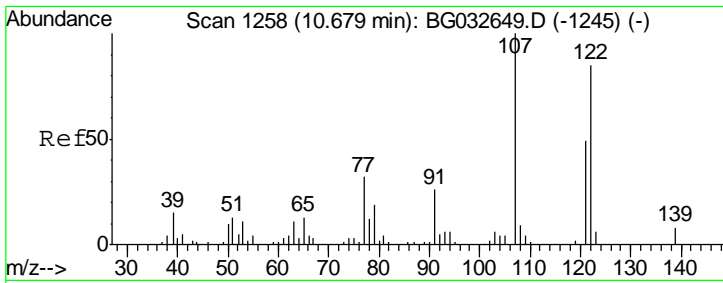


#26  
 2-Nitrophenol  
 Concen: 36.863 ng  
 RT: 10.64 min Scan# 1252  
 Delta R.T. 0.00 min  
 Lab File: BG032649.D  
 Acq: 12 Feb 2018 14:35

Tgt Ion	Resp	Lower	Upper
139	50470		
109	43.0	24.2	36.2
65	49.1	47.4	71.0



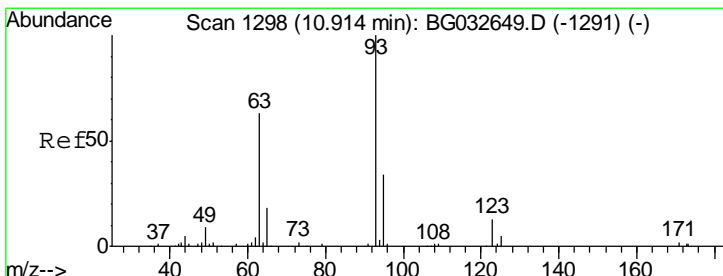
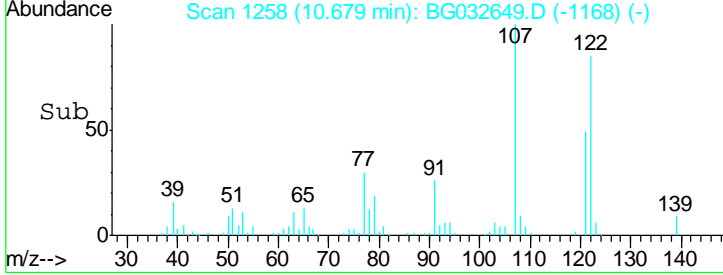
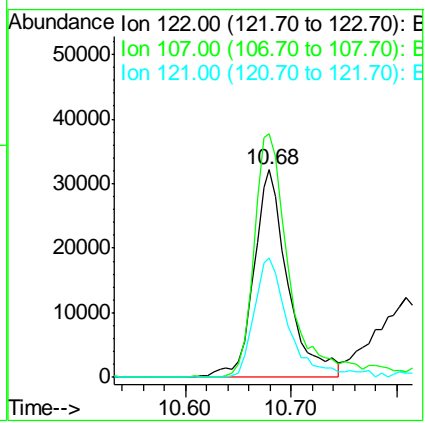
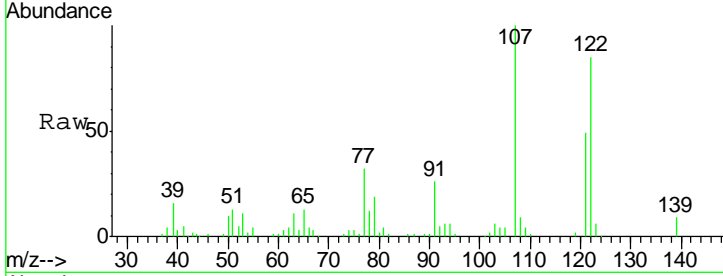




#27  
 2,4-Dimethylphenol  
 Concen: 36.690 ng  
 RT: 10.68 min Scan# 1258  
 Delta R.T. 0.00 min  
 Lab File: BG032649.D  
 Acq: 12 Feb 2018 14:35

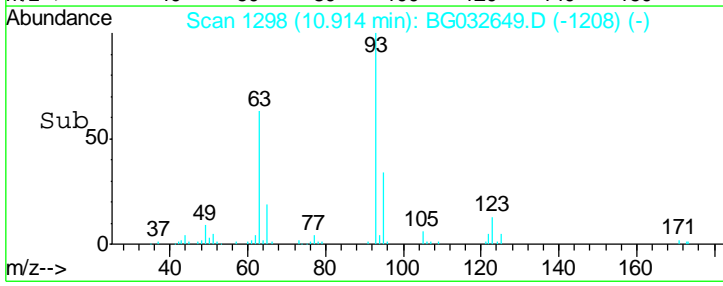
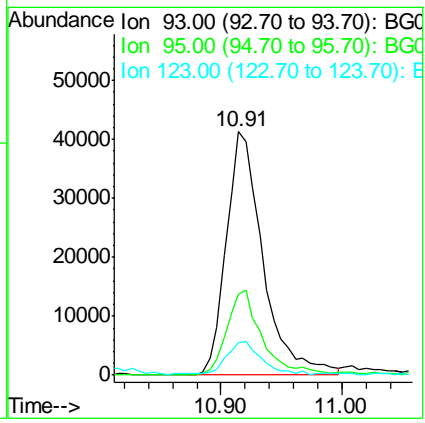
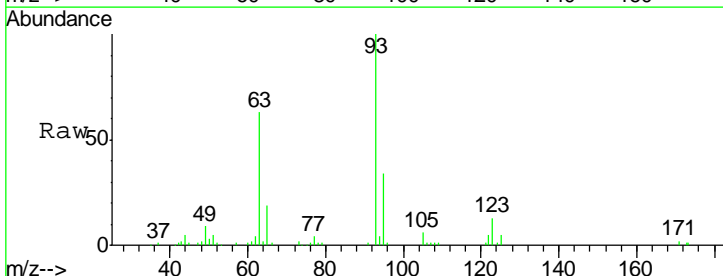
Instrument :  
 BNA\_G  
 ClientSampled :

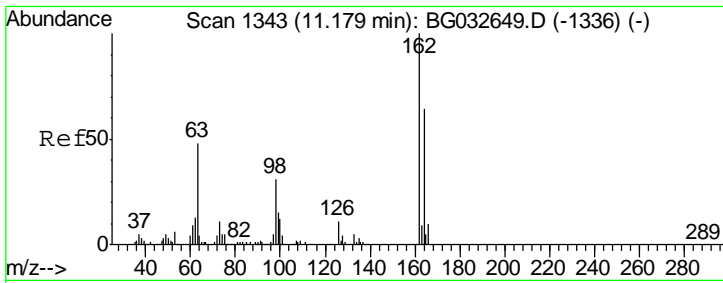
Tgt Ion	Resp	Lower	Upper
122	72100		
107	117.5	100.2	150.2
121	57.4	44.4	66.6



#28  
 bis(2-Chloroethoxy)methane  
 Concen: 39.885 ng  
 RT: 10.91 min Scan# 1298  
 Delta R.T. 0.00 min  
 Lab File: BG032649.D  
 Acq: 12 Feb 2018 14:35

Tgt Ion	Resp	Lower	Upper
93	87228		
95	33.5	24.3	36.5
123	13.1	8.4	12.6#

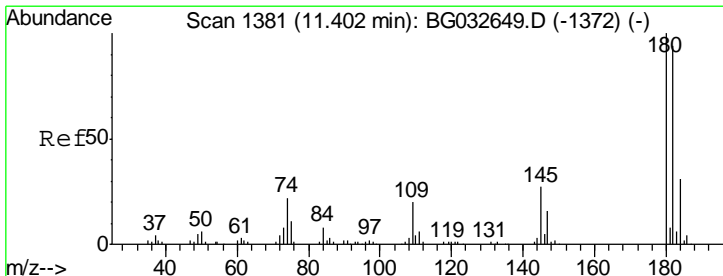
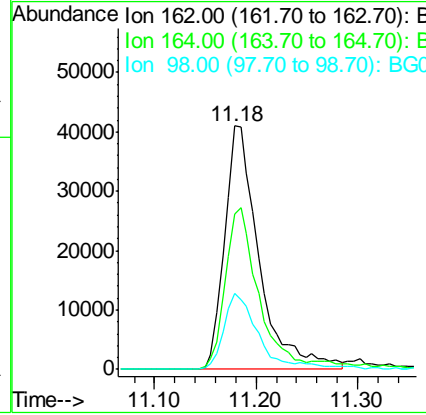
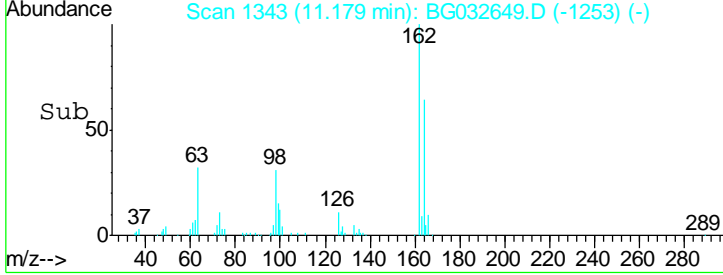
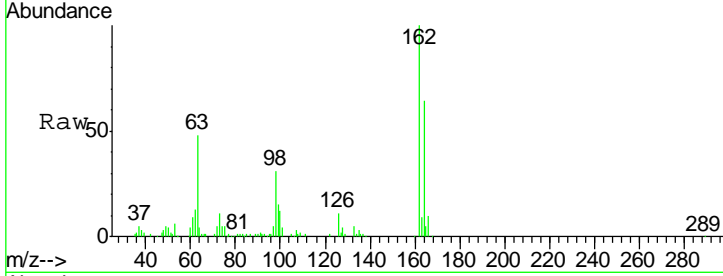




#29  
 2,4-Dichlorophenol  
 Concen: 37.122 ng  
 RT: 11.18 min Scan# 1343  
 Delta R.T. 0.00 min  
 Lab File: BG032649.D  
 Acq: 12 Feb 2018 14:35

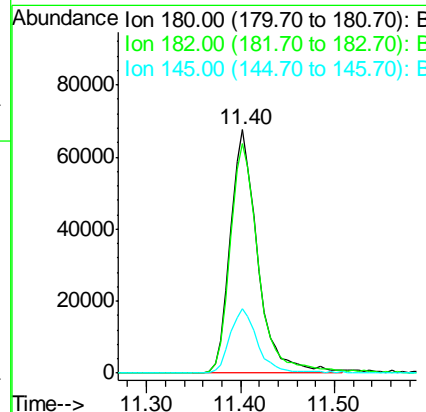
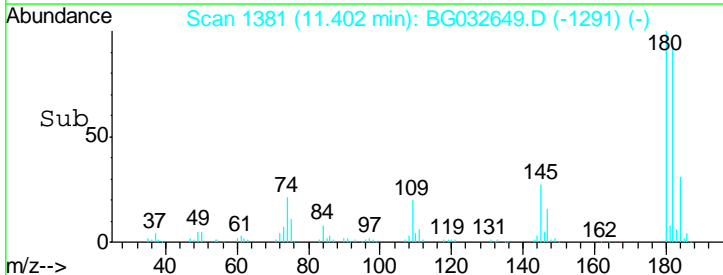
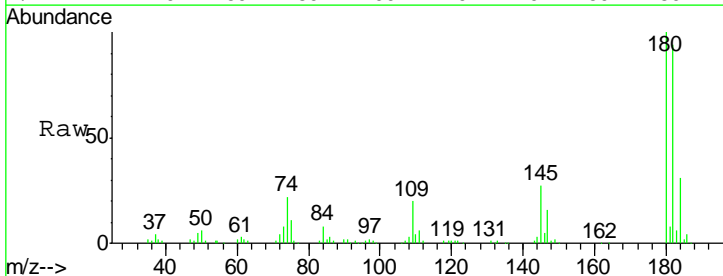
Instrument :  
 BNA\_G  
 ClientSampled :

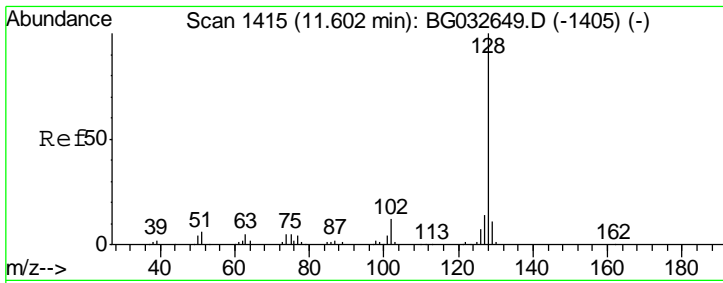
Tgt Ion	Resp	Lower	Upper
162	100		
164	63.7	48.0	88.0
98	31.0	21.1	61.1



#30  
 1,2,4-Trichlorobenzene  
 Concen: 39.419 ng  
 RT: 11.40 min Scan# 1381  
 Delta R.T. 0.00 min  
 Lab File: BG032649.D  
 Acq: 12 Feb 2018 14:35

Tgt Ion	Resp	Lower	Upper
180	100		
182	94.1	77.5	116.3
145	26.7	23.4	35.2

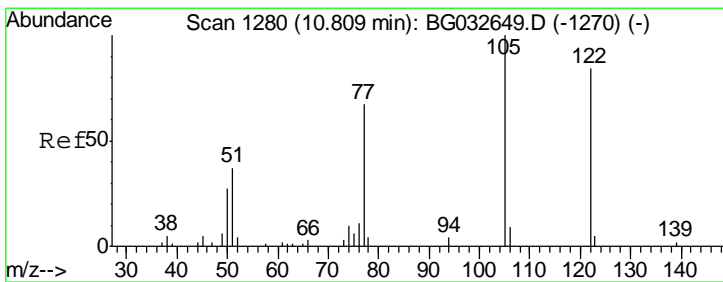
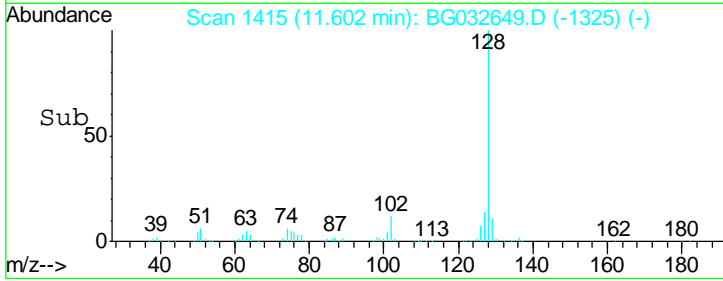
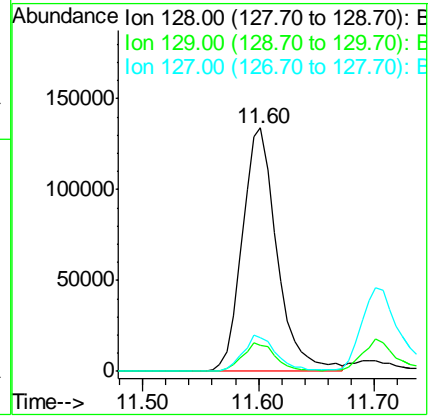
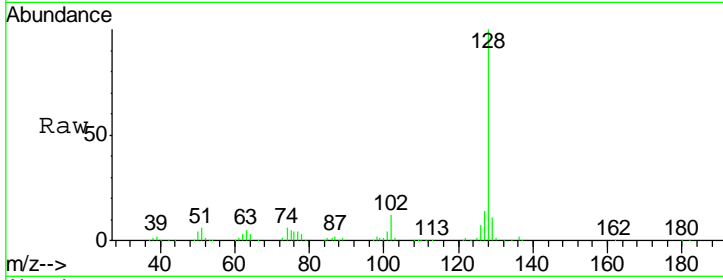




#31  
 Naphthalene  
 Concen: 39.091 ng  
 RT: 11.60 min Scan# 1415  
 Delta R.T. 0.00 min  
 Lab File: BG032649.D  
 Acq: 12 Feb 2018 14:35

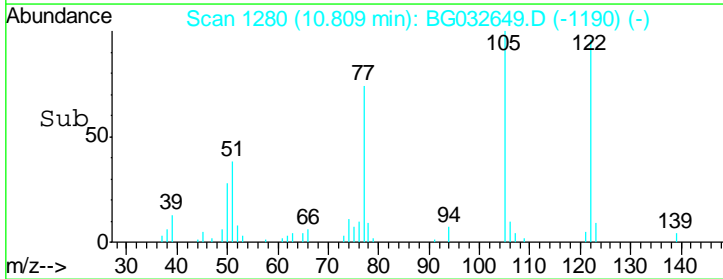
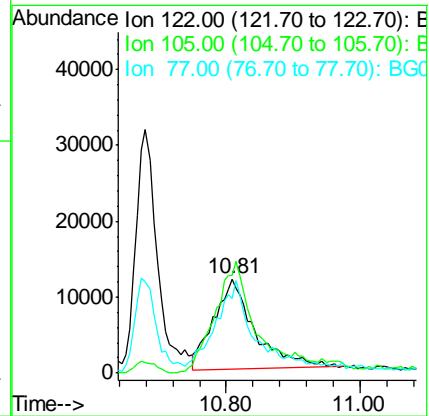
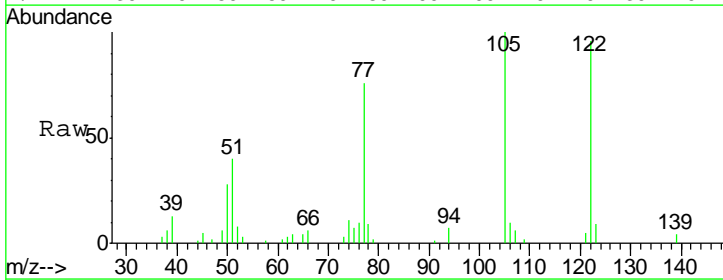
Instrument :  
 BNA\_G  
 ClientSampled :

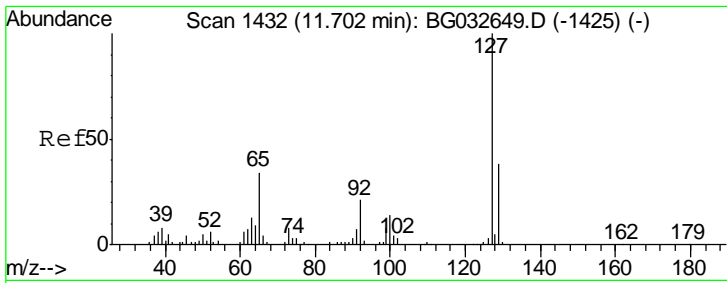
Tgt Ion	Resp	Lower	Upper
128	100		
129	10.6	8.6	12.8
127	13.7	11.6	17.4



#32  
 Benzoic acid  
 Concen: 38.353 ng  
 RT: 10.81 min Scan# 1280  
 Delta R.T. 0.00 min  
 Lab File: BG032649.D  
 Acq: 12 Feb 2018 14:35

Tgt Ion	Resp	Lower	Upper
122	100		
105	103.9	123.5	163.5#
77	78.5	85.7	125.7#

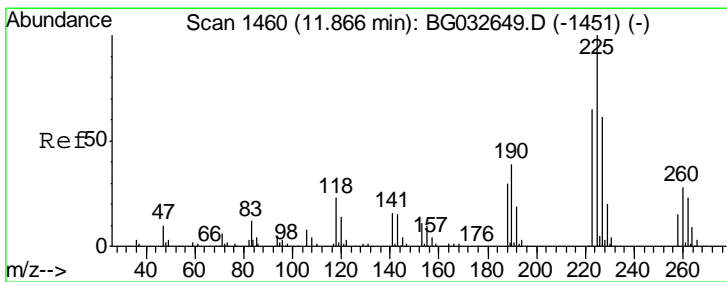
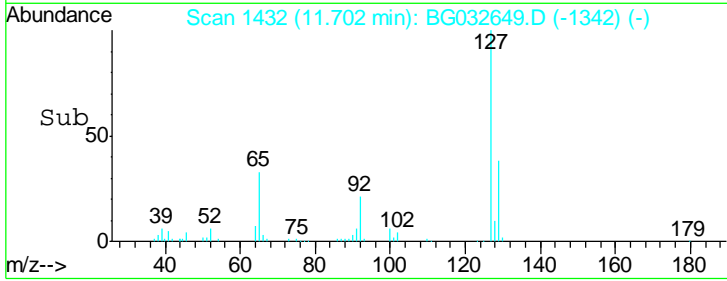
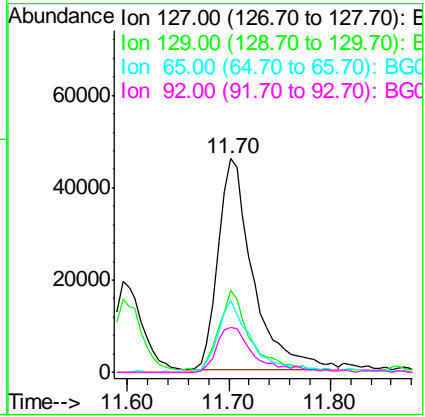
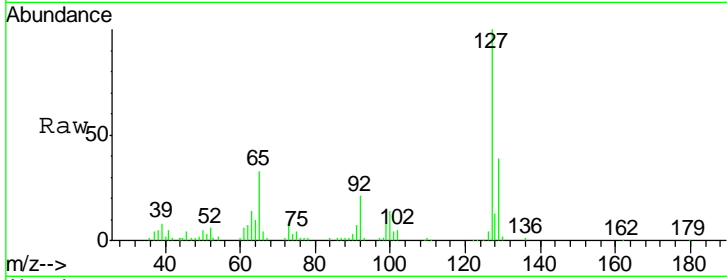




#33  
 4-Chloroaniline  
 Concen: 34.358 ng  
 RT: 11.70 min Scan# 1432  
 Delta R.T. 0.00 min  
 Lab File: BG032649.D  
 Acq: 12 Feb 2018 14:35

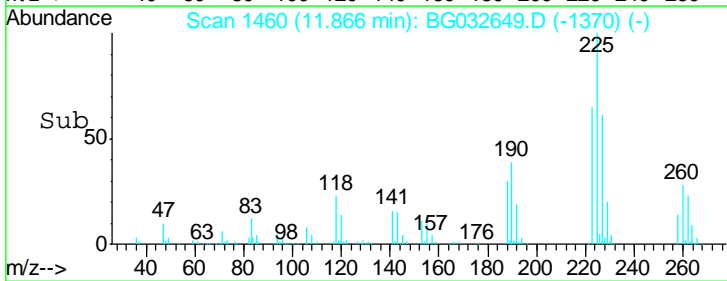
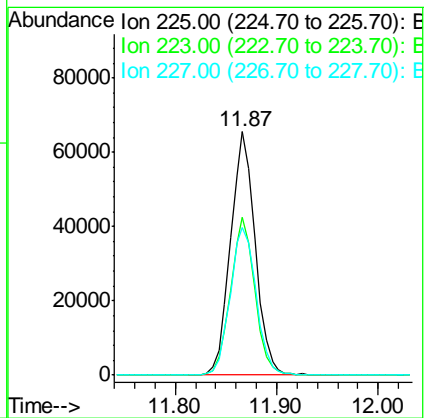
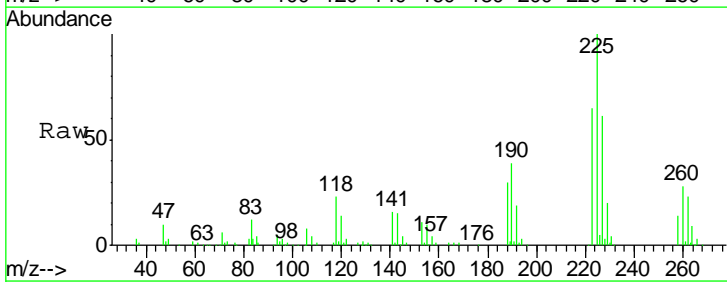
Instrument :  
 BNA\_G  
 ClientSampled :

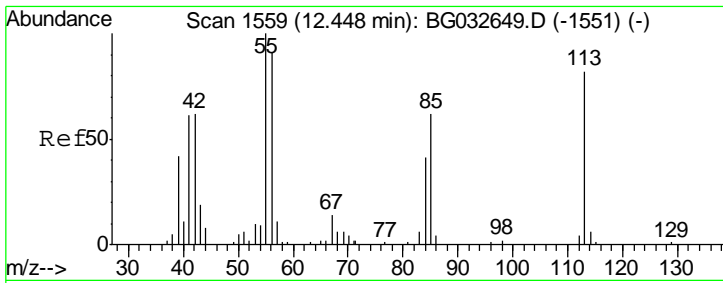
Tgt Ion	Resp	Lower	Upper
127	109497		
129	38.6	24.0	36.0#
65	33.3	27.0	40.4
92	20.9	16.6	25.0



#34  
 Hexachlorobutadiene  
 Concen: 40.949 ng  
 RT: 11.87 min Scan# 1460  
 Delta R.T. 0.00 min  
 Lab File: BG032649.D  
 Acq: 12 Feb 2018 14:35

Tgt Ion	Resp	Lower	Upper
225	110541		
223	64.9	49.7	74.5
227	60.7	48.1	72.1

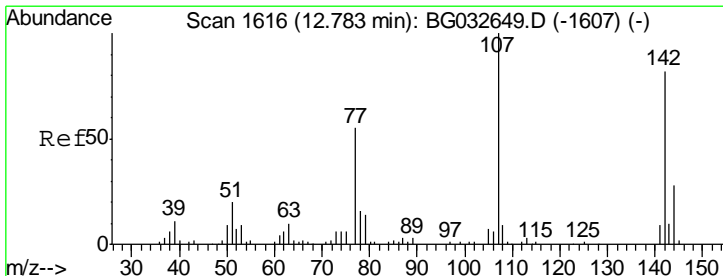
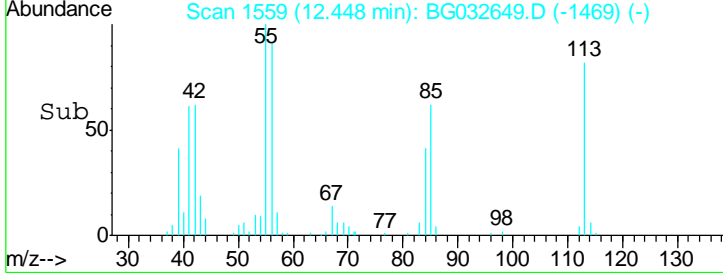
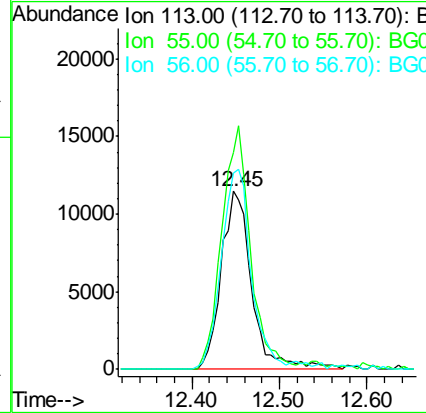
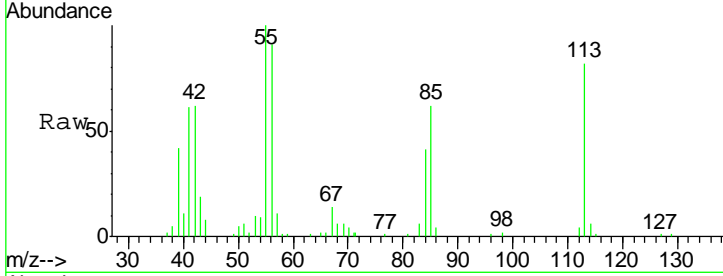




#35  
 Caprolactam  
 Concen: 37.012 ng  
 RT: 12.45 min Scan# 1559  
 Delta R.T. 0.00 min  
 Lab File: BG032649.D  
 Acq: 12 Feb 2018 14:35

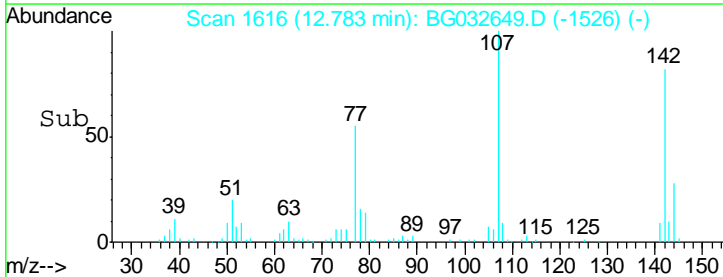
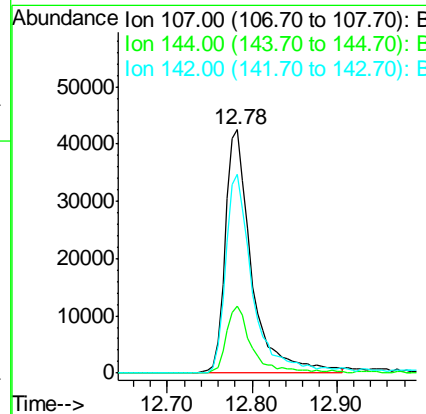
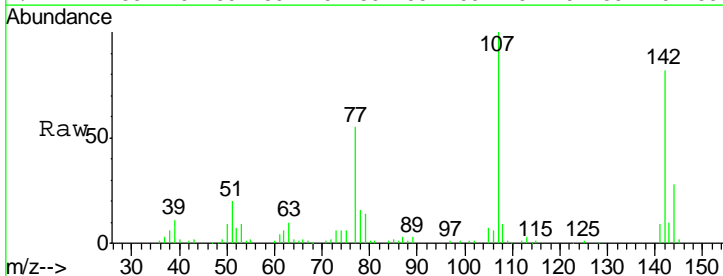
Instrument :  
 BNA\_G  
 ClientSampled :

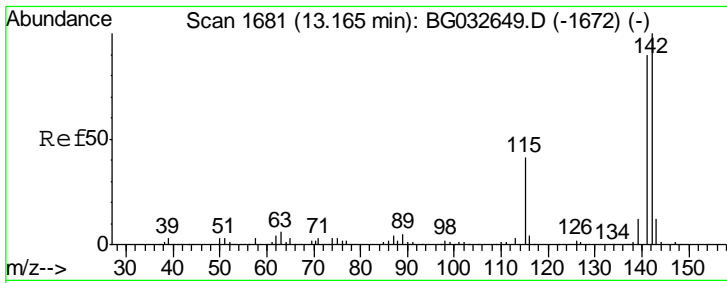
Tgt Ion	Resp	Lower	Upper
113	100		
55	121.6	186.9	226.9#
56	110.1	130.9	170.9#



#36  
 4-Chloro-3-methylphenol  
 Concen: 37.361 ng  
 RT: 12.78 min Scan# 1616  
 Delta R.T. 0.00 min  
 Lab File: BG032649.D  
 Acq: 12 Feb 2018 14:35

Tgt Ion	Resp	Lower	Upper
107	100		
144	27.5	18.2	27.4#
142	81.8	59.0	88.4



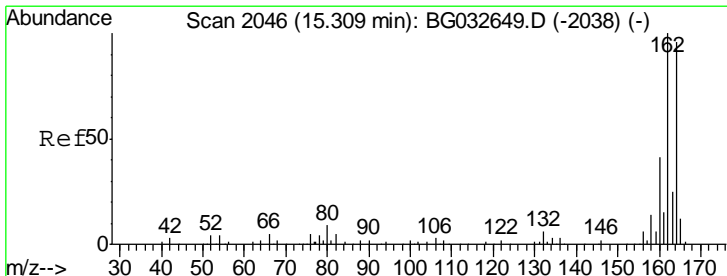
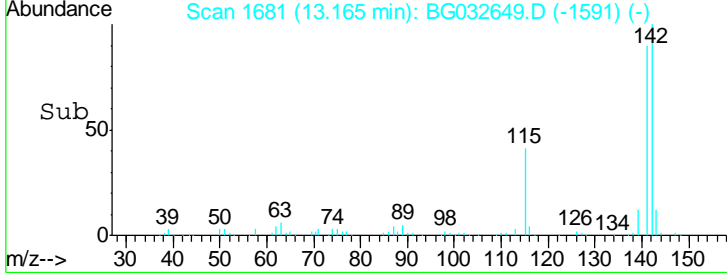
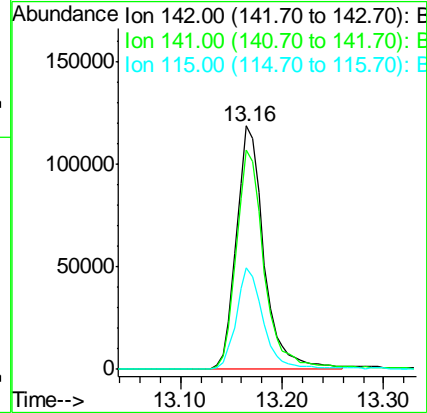
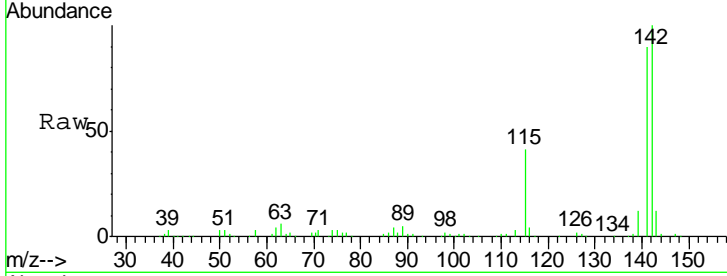


#37  
 2-Methylnaphthalene  
 Concen: 37.527 ng  
 RT: 13.16 min Scan# 1681  
 Delta R.T. 0.00 min  
 Lab File: BG032649.D  
 Acq: 12 Feb 2018 14:35

Instrument :  
 BNA\_G  
 ClientSampled :

Tgt Ion:142 Resp: 225270

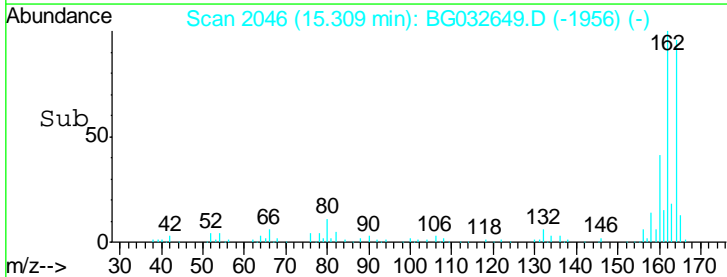
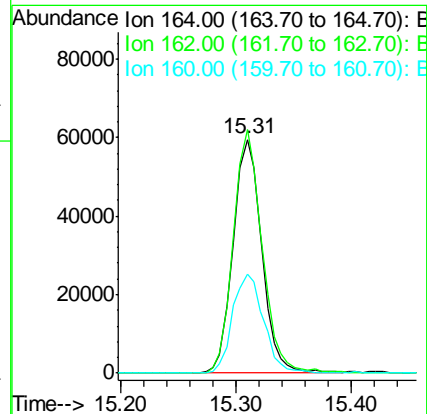
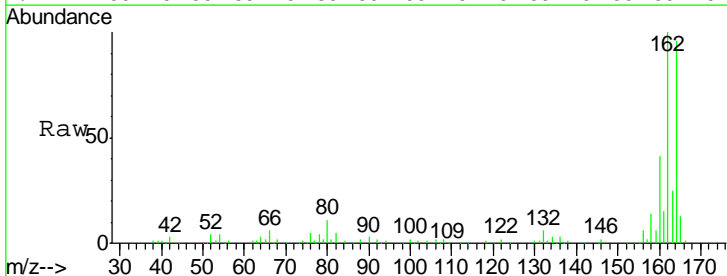
Ion	Ratio	Lower	Upper
142	100		
141	90.3	67.1	100.7
115	41.5	30.7	46.1

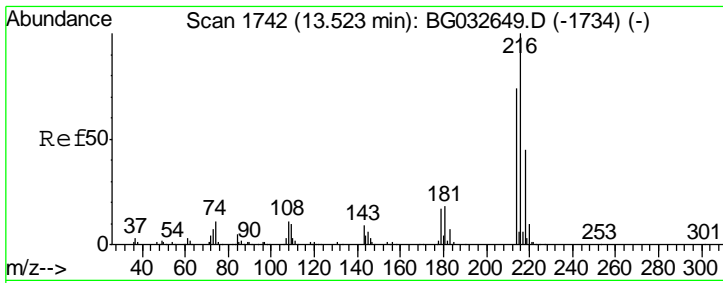


#38  
 Acenaphthene-d10  
 Concen: 20.000 ng  
 RT: 15.31 min Scan# 2046  
 Delta R.T. 0.00 min  
 Lab File: BG032649.D  
 Acq: 12 Feb 2018 14:35

Tgt Ion:164 Resp: 102660

Ion	Ratio	Lower	Upper
164	100		
162	104.1	78.8	118.2
160	42.4	35.4	53.0

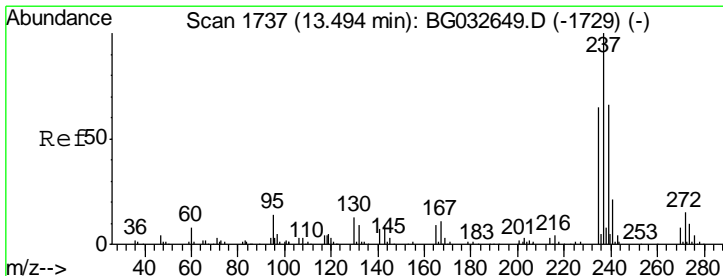
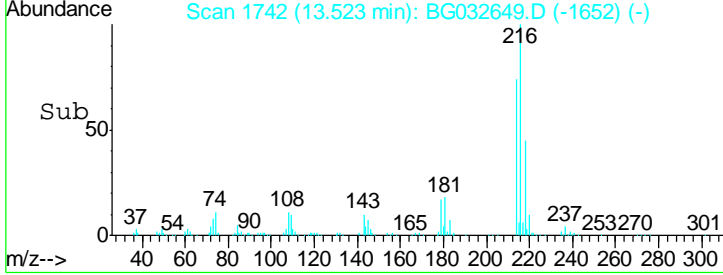
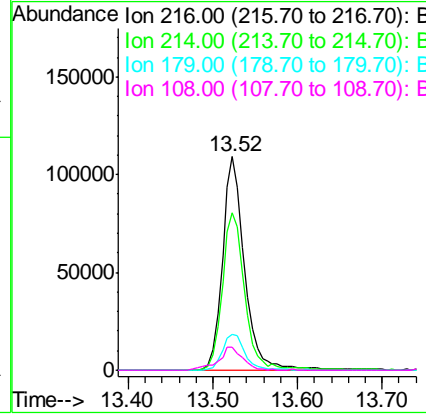
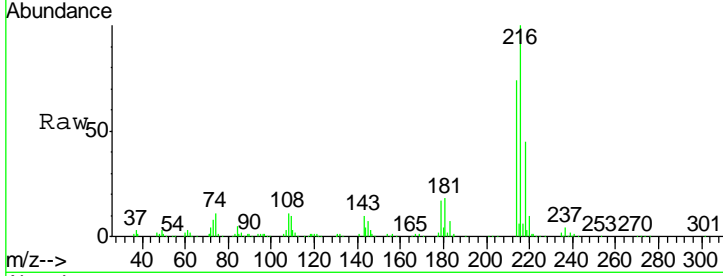




#39  
 1,2,4,5-Tetrachlorobenzene  
 Concen: 41.409 ng  
 RT: 13.52 min Scan# 1742  
 Delta R.T. 0.00 min  
 Lab File: BG032649.D  
 Acq: 12 Feb 2018 14:35

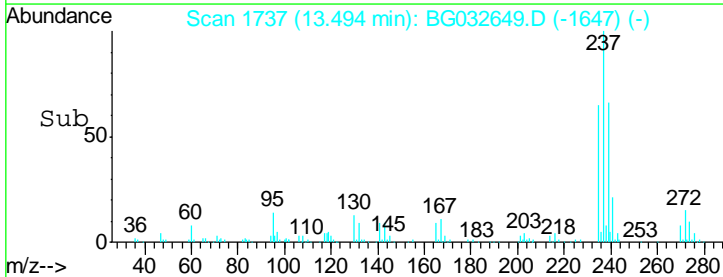
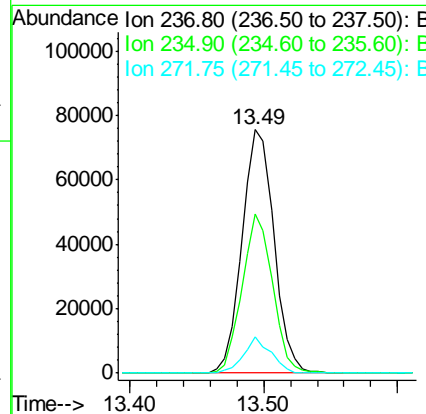
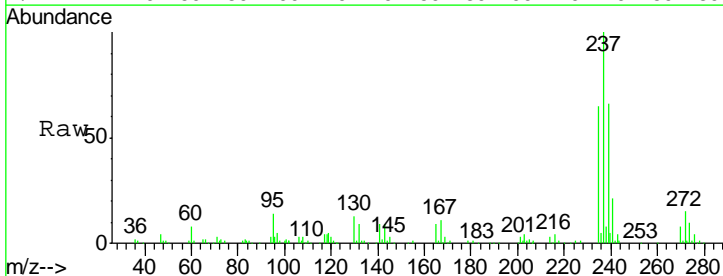
Instrument :  
 BNA\_G  
 ClientSampled :

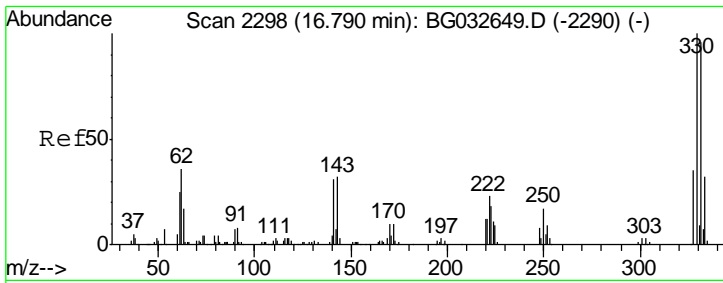
Tgt Ion	Resp	Lower	Upper
216	198878		
214	75.3	63.0	94.4
179	17.2	17.0	25.6
108	12.1	12.8	19.2#



#40  
 Hexachlorocyclopentadiene  
 Concen: 41.573 ng  
 RT: 13.49 min Scan# 1737  
 Delta R.T. 0.00 min  
 Lab File: BG032649.D  
 Acq: 12 Feb 2018 14:35

Tgt Ion	Resp	Lower	Upper
237	124752		
235	65.3	50.4	90.4
272	14.7	0.0	31.8

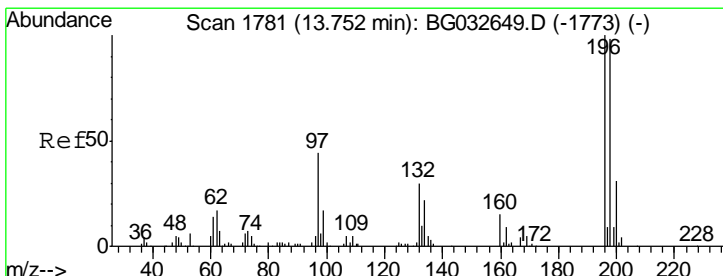
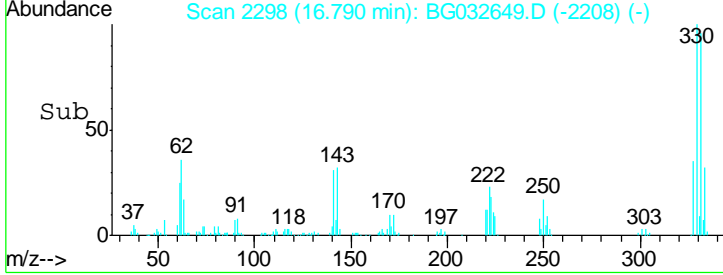
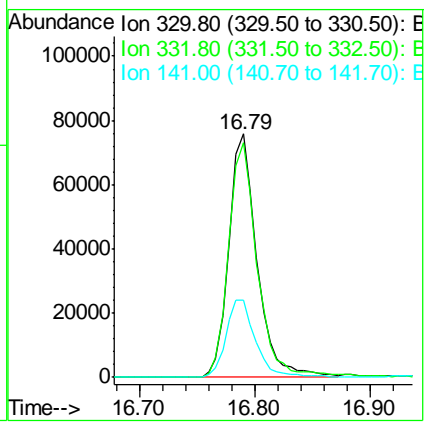
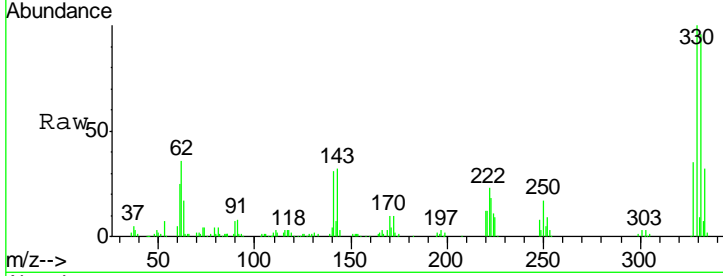




#41  
 2,4,6-Tribromophenol  
 Concen: 65.785 ng  
 RT: 16.79 min Scan# 2298  
 Delta R.T. 0.00 min  
 Lab File: BG032649.D  
 Acq: 12 Feb 2018 14:35

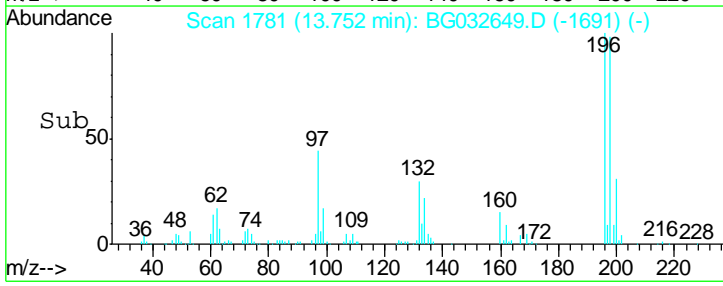
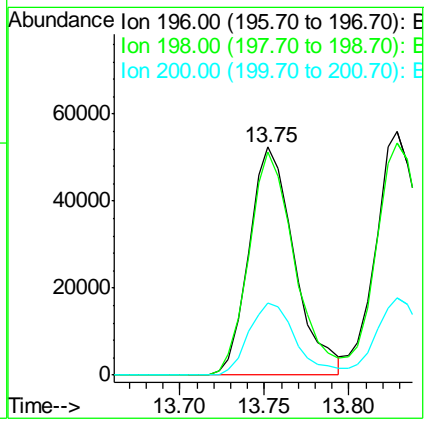
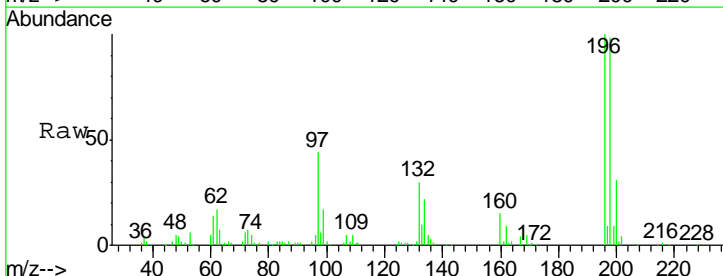
Instrument :  
 BNA\_G  
 ClientSampled :

Tgt Ion	Resp	Lower	Upper
330	100		
332	98.9	77.0	115.6
141	33.4	25.2	37.8

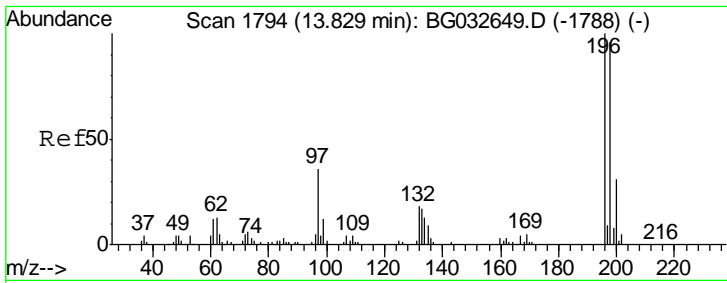


#42  
 2,4,6-Trichlorophenol  
 Concen: 37.488 ng  
 RT: 13.75 min Scan# 1781  
 Delta R.T. 0.00 min  
 Lab File: BG032649.D  
 Acq: 12 Feb 2018 14:35

Tgt Ion	Resp	Lower	Upper
196	100		
198	98.0	78.2	117.2
200	31.5	24.6	36.8



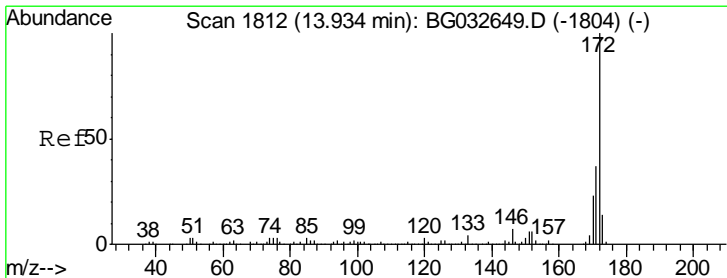
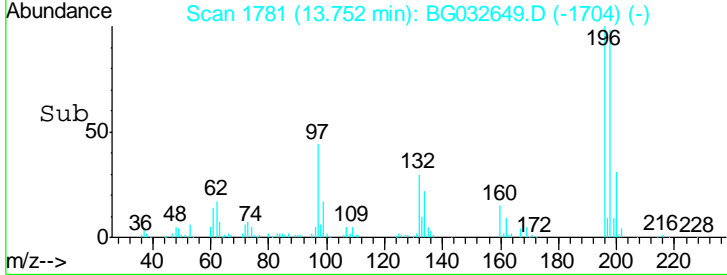
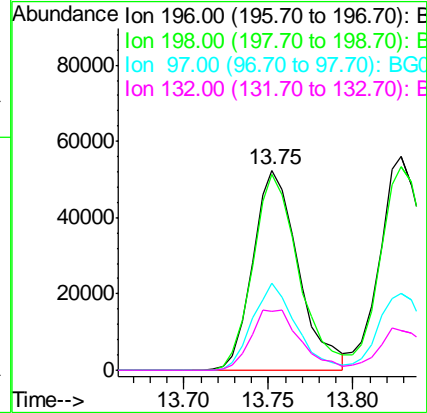
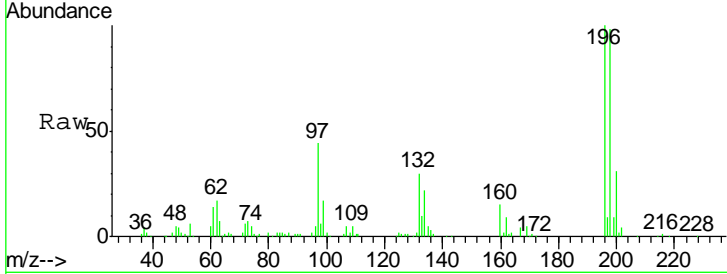




#43  
 2,4,5-Trichlorophenol  
 Concen: 32.158 ng  
 RT: 13.75 min Scan# 1781  
 Delta R.T. -0.08 min  
 Lab File: BG032649.D  
 Acq: 12 Feb 2018 14:35

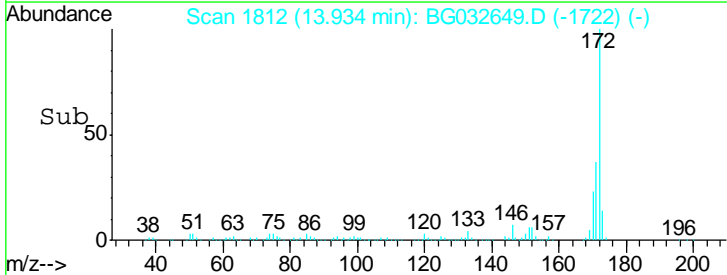
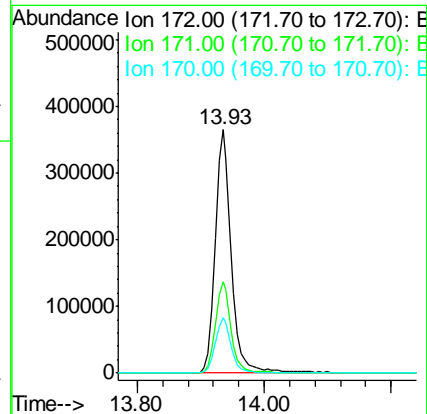
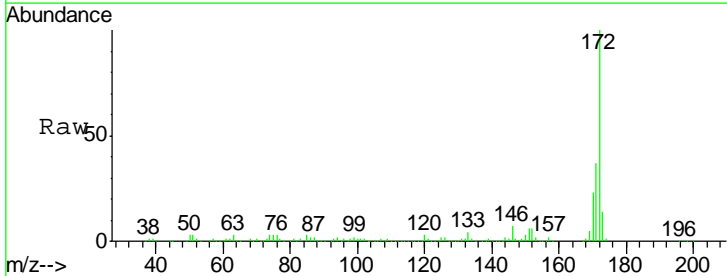
Instrument :  
 BNA\_G  
 ClientSampled :

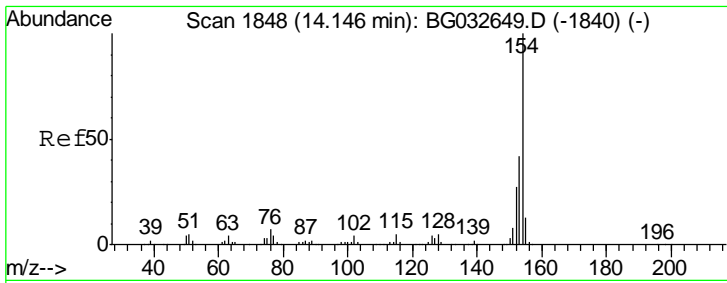
Tgt Ion	Resp	Lower	Upper
196	97933		
198	98.0	76.2	114.4
97	43.6	38.7	58.1
132	29.7	20.2	30.2



#44  
 2-Fluorobiphenyl  
 Concen: 76.604 ng  
 RT: 13.93 min Scan# 1812  
 Delta R.T. 0.00 min  
 Lab File: BG032649.D  
 Acq: 12 Feb 2018 14:35

Tgt Ion	Resp	Lower	Upper
172	661652		
171	37.4	30.0	45.0
170	22.6	19.5	29.3

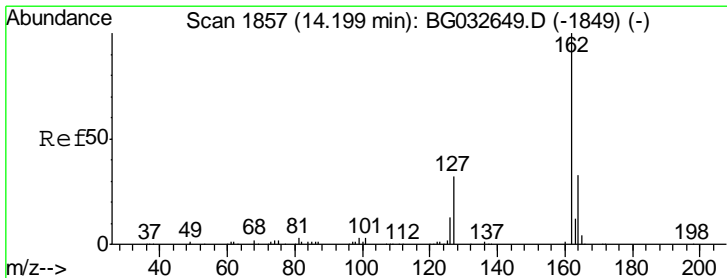

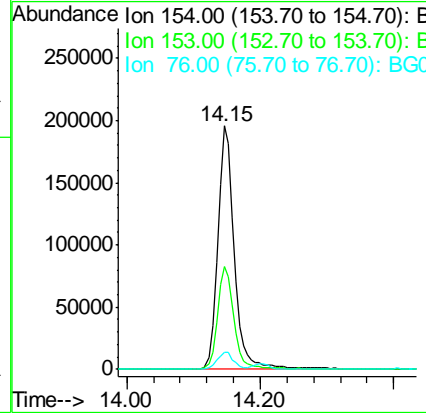





#45  
 1,1'-Biphenyl  
 Concen: 39.423 ng  
 RT: 14.15 min Scan# 1848  
 Delta R.T. 0.00 min  
 Lab File: BG032649.D  
 Acq: 12 Feb 2018 14:35

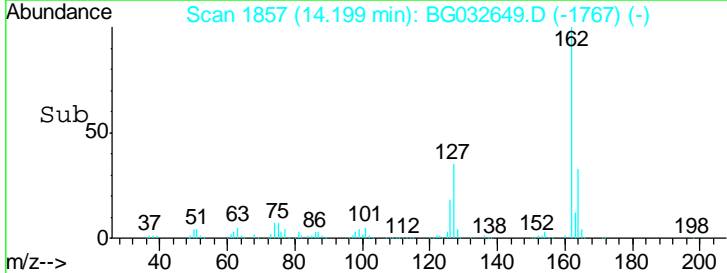
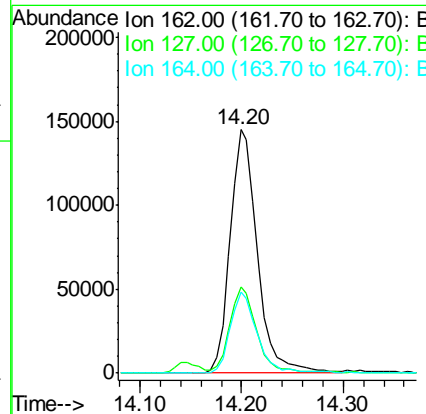
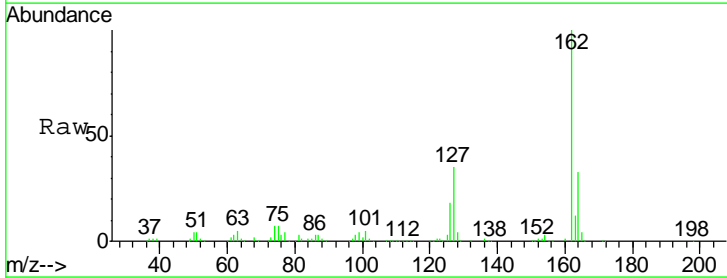
Instrument :  
 BNA\_G  
 ClientSampled :

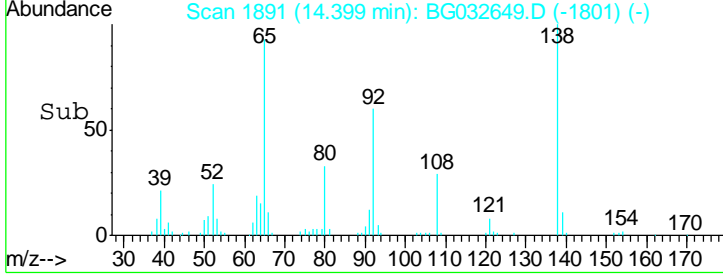
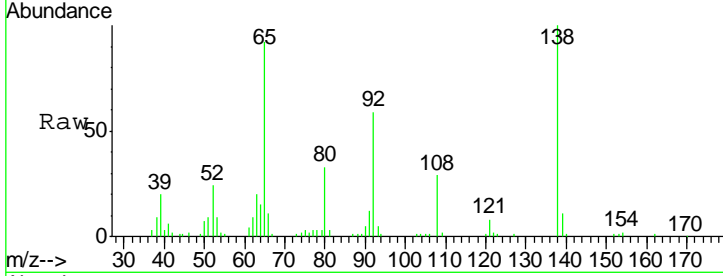
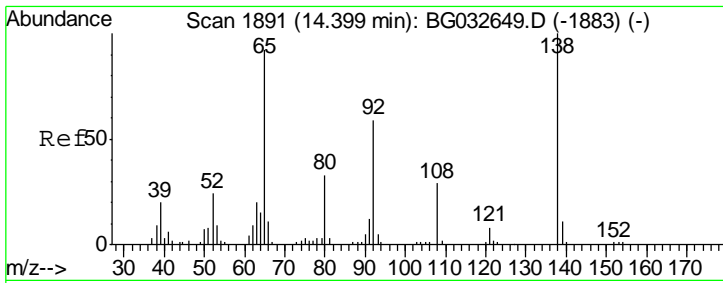
Tgt Ion	Resp	Lower	Upper
154	341925		
153	42.2	19.8	59.8
76	7.1	0.0	31.9



#46  
 2-Chloronaphthalene  
 Concen: 39.742 ng  
 RT: 14.20 min Scan# 1857  
 Delta R.T. 0.00 min  
 Lab File: BG032649.D  
 Acq: 12 Feb 2018 14:35

Tgt Ion	Resp	Lower	Upper
162	270164		
127	35.5	30.7	46.1
164	33.1	26.0	39.0

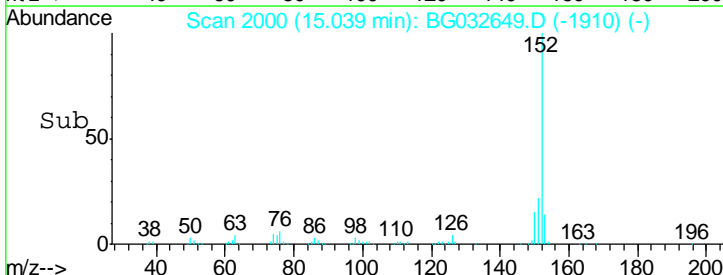
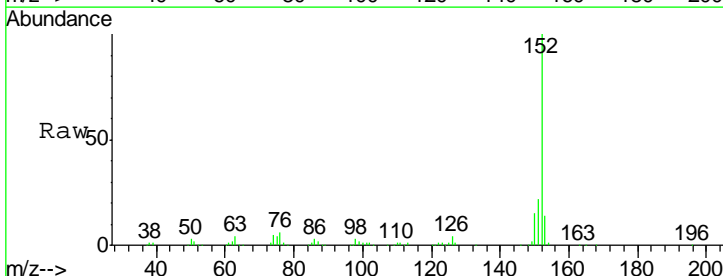
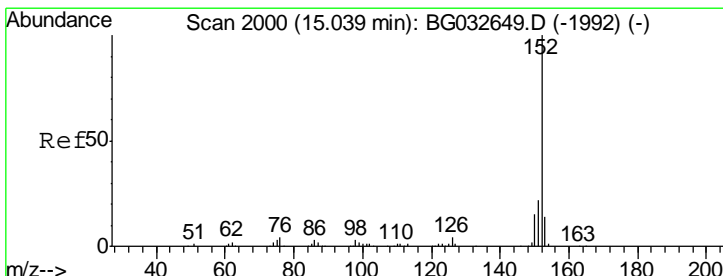
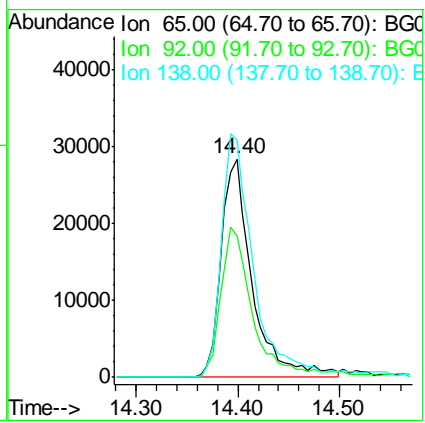




#47  
 2-Nitroaniline  
 Concen: 40.387 ng  
 RT: 14.40 min Scan# 1891  
 Delta R.T. 0.00 min  
 Lab File: BG032649.D  
 Acq: 12 Feb 2018 14:35

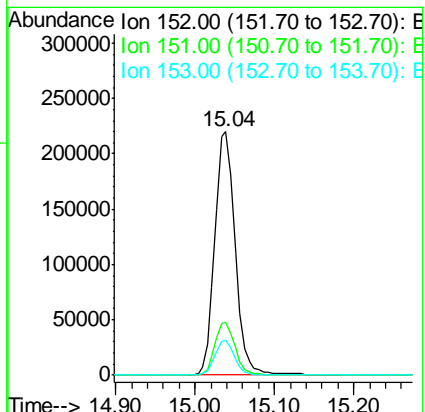
Instrument :  
 BNA\_G  
 ClientSampled :

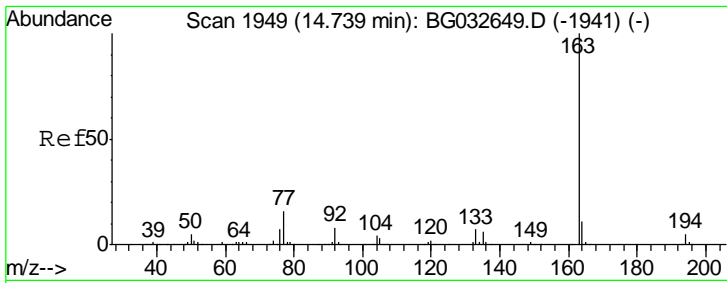
Tgt Ion	Resp	Lower	Upper
65	100		
92	64.5	54.6	82.0
138	108.6	72.9	109.3



#48  
 Acenaphthylene  
 Concen: 38.215 ng  
 RT: 15.04 min Scan# 2000  
 Delta R.T. 0.00 min  
 Lab File: BG032649.D  
 Acq: 12 Feb 2018 14:35

Tgt Ion	Resp	Lower	Upper
152	100		
151	21.8	17.2	25.8
153	14.1	10.2	15.4

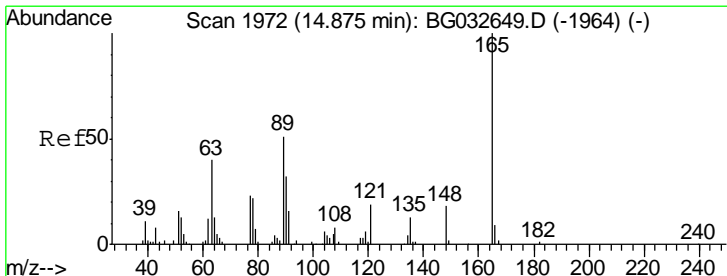
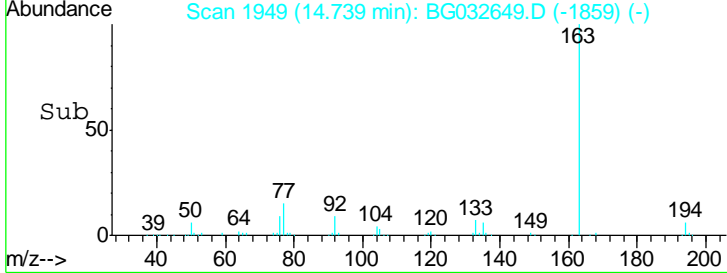
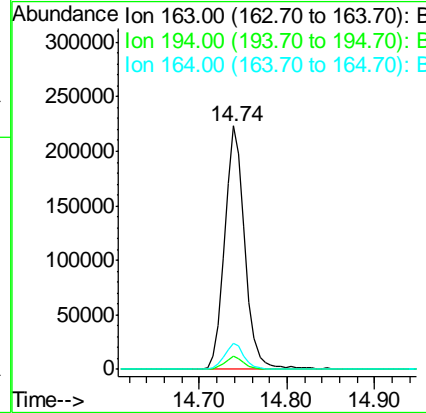
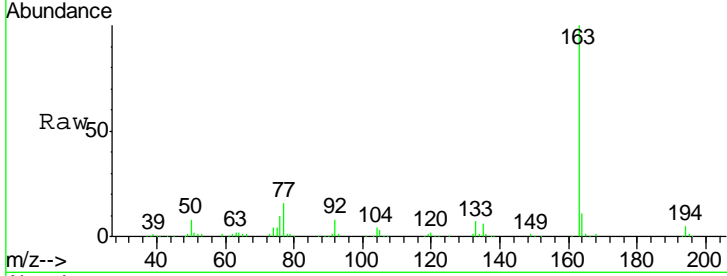




#49  
 Dimethylphthalate  
 Concen: 37.750 ng  
 RT: 14.74 min Scan# 1949  
 Delta R.T. 0.00 min  
 Lab File: BG032649.D  
 Acq: 12 Feb 2018 14:35

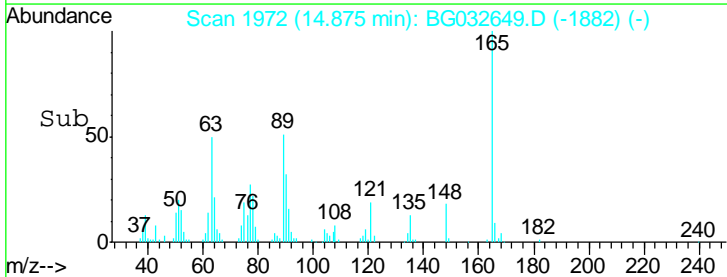
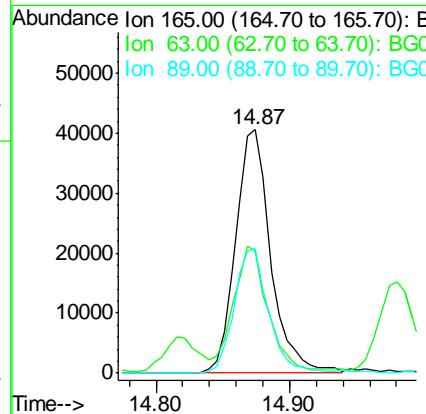
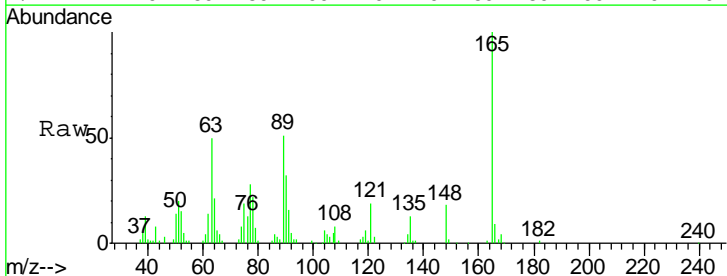
Instrument :  
 BNA\_G  
 ClientSampled :

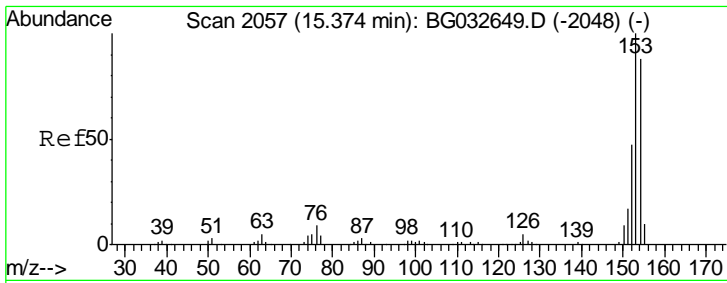
Tgt Ion	Resp	Lower	Upper
163	100		
194	5.2	3.4	5.2#
164	10.6	8.2	12.4



#50  
 2,6-Dinitrotoluene  
 Concen: 37.302 ng  
 RT: 14.87 min Scan# 1972  
 Delta R.T. 0.00 min  
 Lab File: BG032649.D  
 Acq: 12 Feb 2018 14:35

Tgt Ion	Resp	Lower	Upper
165	100		
63	50.3	52.7	79.1#
89	50.9	49.2	73.8

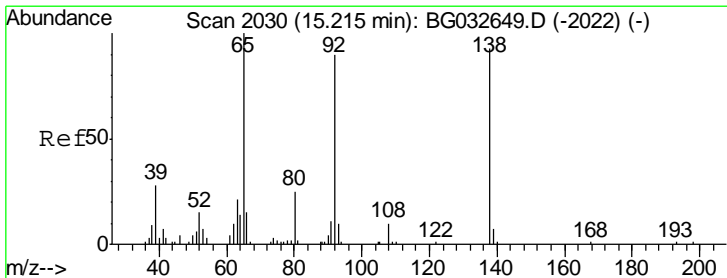
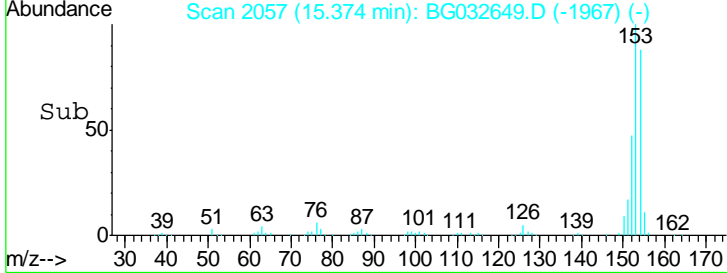
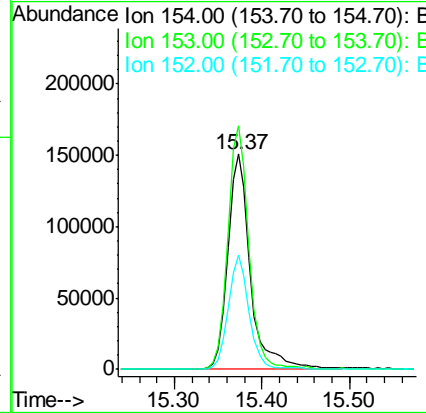
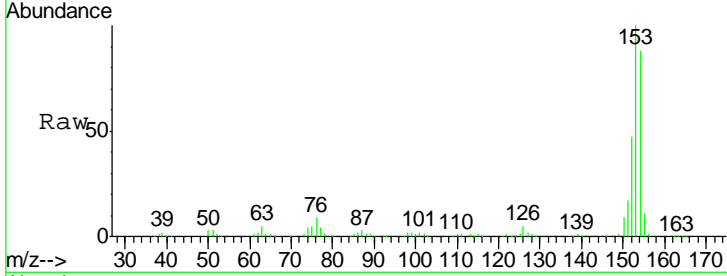




#51  
 Acenaphthene  
 Concen: 38.059 ng  
 RT: 15.37 min Scan# 2057  
 Delta R.T. 0.00 min  
 Lab File: BG032649.D  
 Acq: 12 Feb 2018 14:35

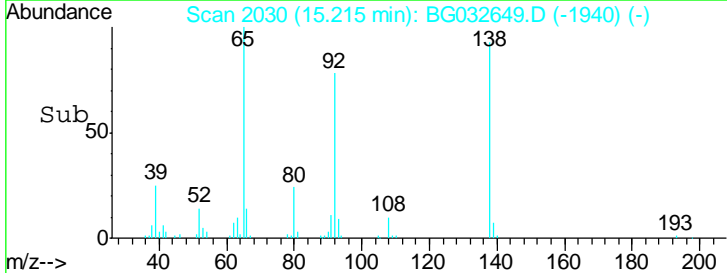
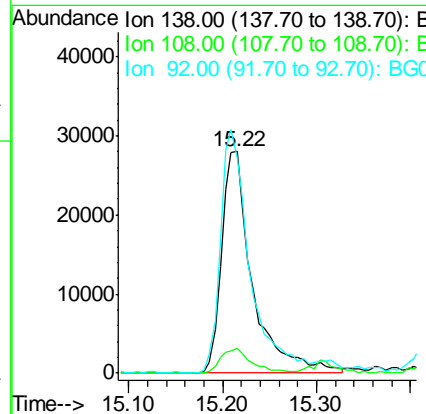
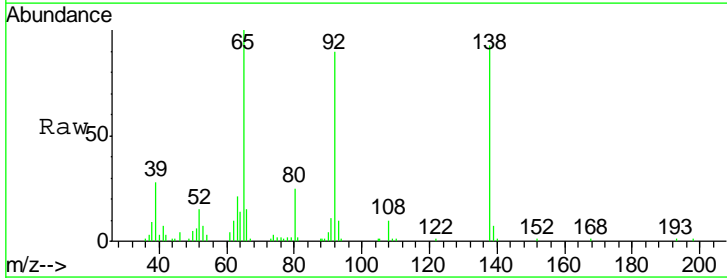
Instrument :  
 BNA\_G  
 ClientSampled :

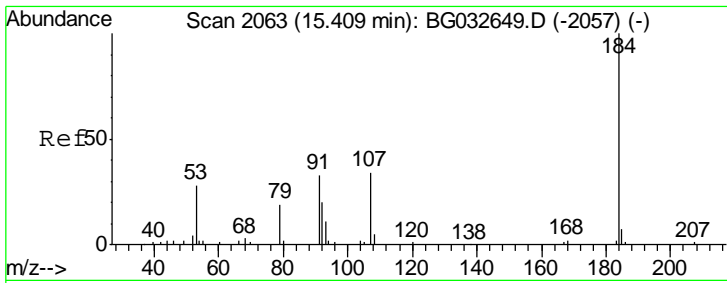
Tgt Ion	Resp	Lower	Upper
154	100		
153	113.2	90.4	135.6
152	53.3	41.6	62.4



#52  
 3-Nitroaniline  
 Concen: 36.945 ng  
 RT: 15.22 min Scan# 2030  
 Delta R.T. 0.00 min  
 Lab File: BG032649.D  
 Acq: 12 Feb 2018 14:35

Tgt Ion	Resp	Lower	Upper
138	100		
108	10.9	17.5	26.3#
92	97.2	105.8	158.8#

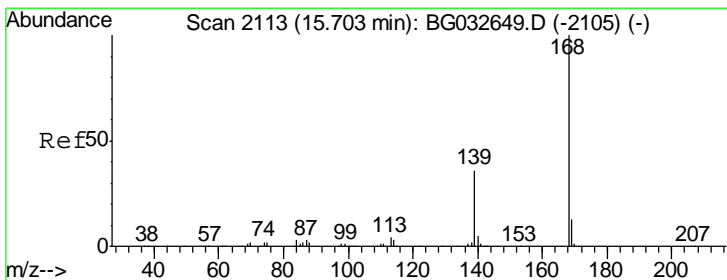
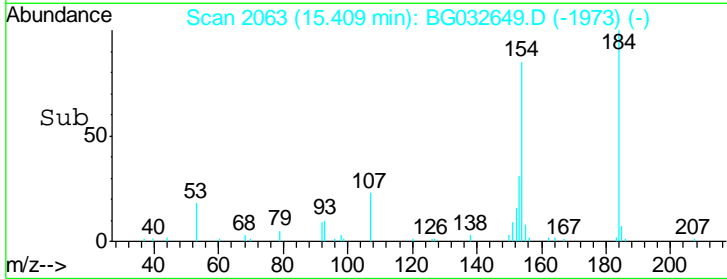
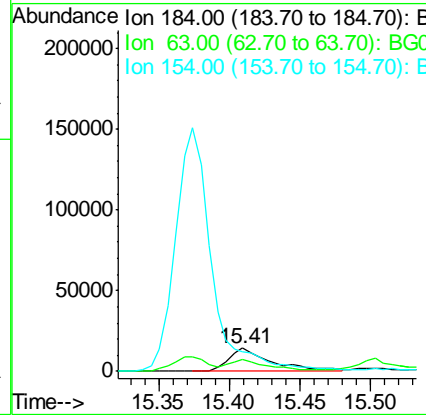
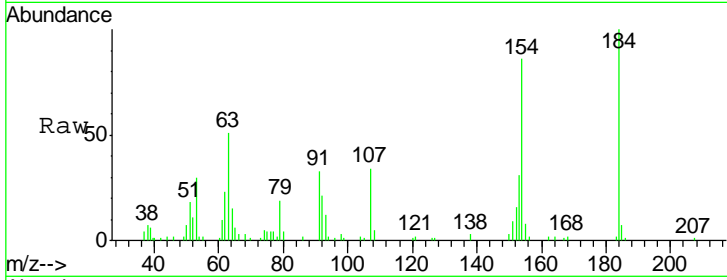




#53  
 2,4-Dinitrophenol  
 Concen: 26.651 ng  
 RT: 15.41 min Scan# 2063  
 Delta R.T. 0.00 min  
 Lab File: BG032649.D  
 Acq: 12 Feb 2018 14:35

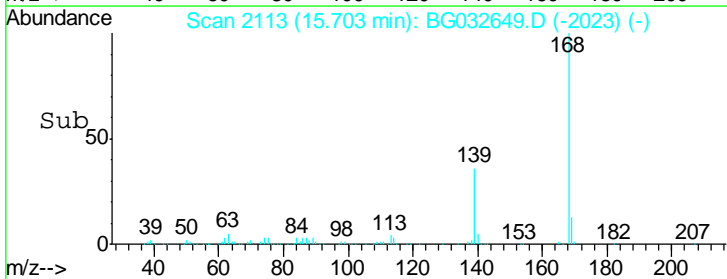
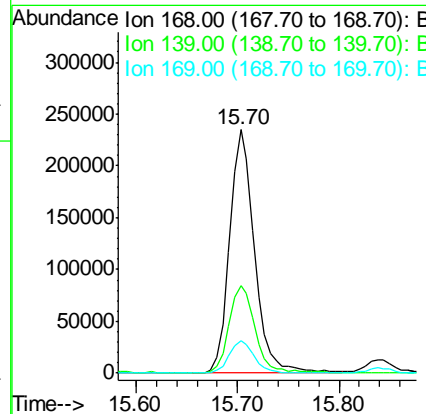
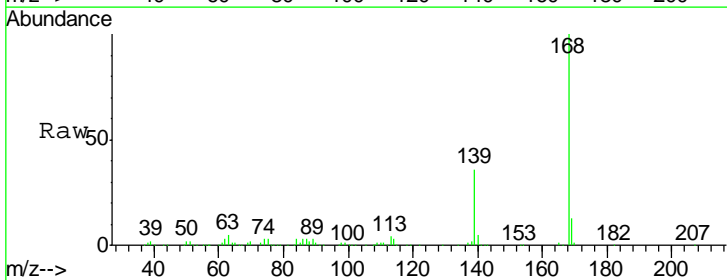
Instrument :  
 BNA\_G  
 ClientSampled :

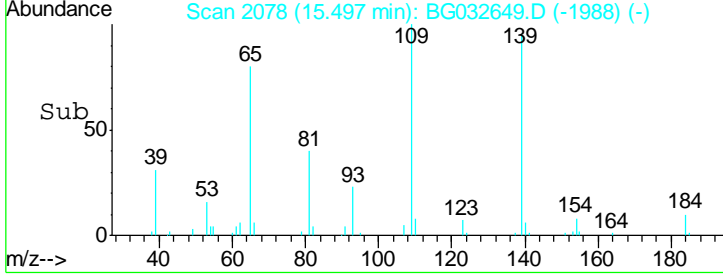
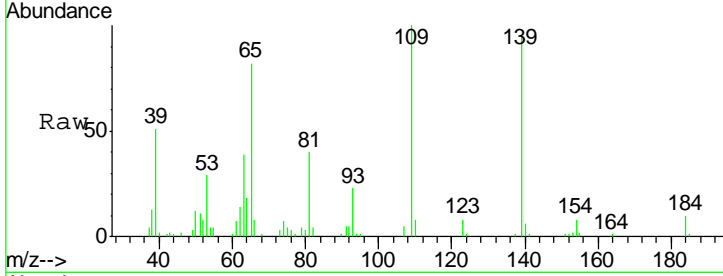
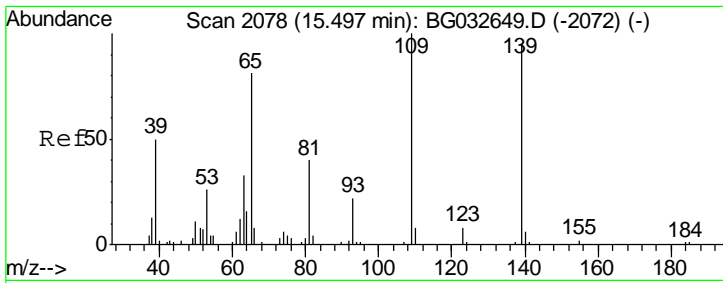
Tgt Ion	Resp	Lower	Upper
184	29711		
63	51.3	59.8	89.8#
154	86.2	101.8	152.8#



#54  
 Dibenzofuran  
 Concen: 37.862 ng  
 RT: 15.70 min Scan# 2113  
 Delta R.T. 0.00 min  
 Lab File: BG032649.D  
 Acq: 12 Feb 2018 14:35

Tgt Ion	Resp	Lower	Upper
168	399406		
139	35.8	28.6	43.0
169	13.4	11.2	16.8

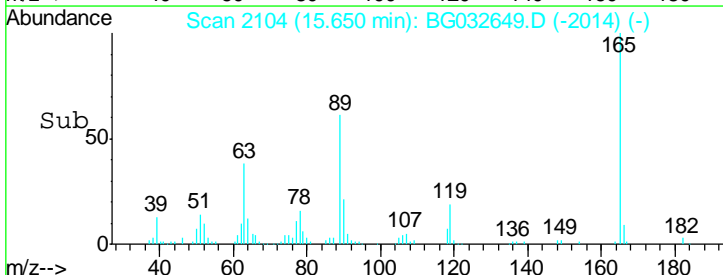
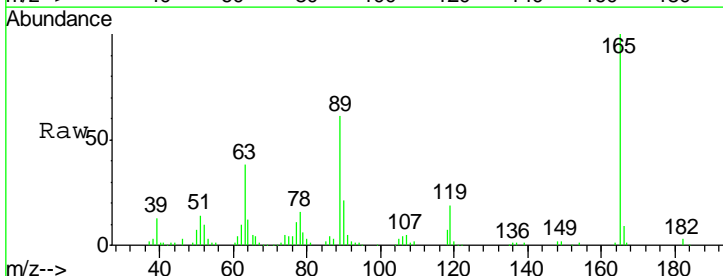
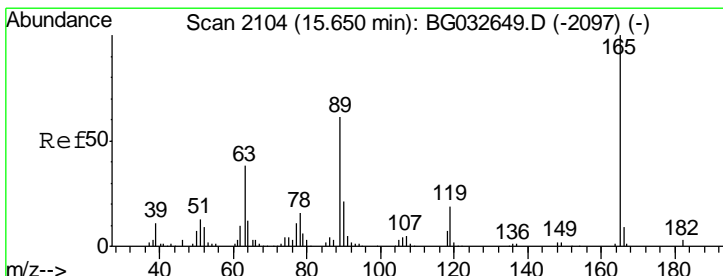
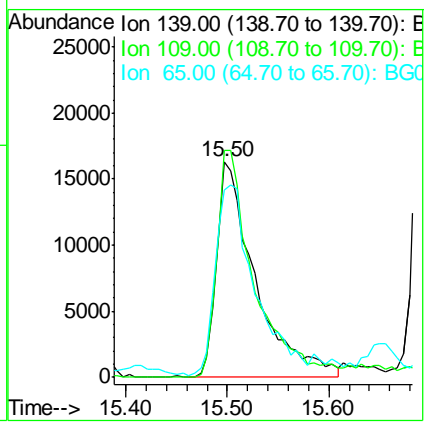




#55  
 4-Nitrophenol  
 Concen: 33.421 ng  
 RT: 15.50 min Scan# 2078  
 Delta R.T. 0.00 min  
 Lab File: BG032649.D  
 Acq: 12 Feb 2018 14:35

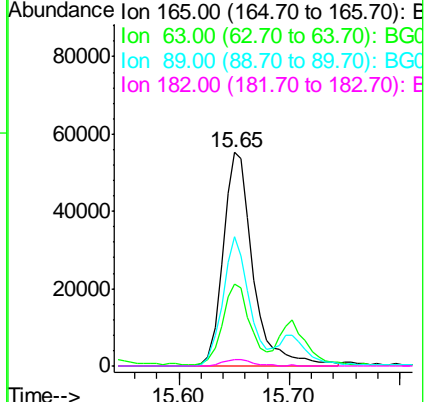
Instrument :  
 BNA\_G  
 ClientSampled :

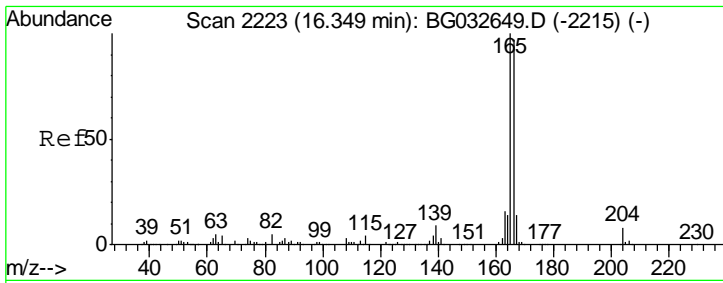
Tgt Ion	Resp	Lower	Upper
139	100		
109	105.4	62.2	102.2#
65	86.9	97.2	137.2#



#56  
 2,4-Dinitrotoluene  
 Concen: 36.906 ng  
 RT: 15.65 min Scan# 2104  
 Delta R.T. 0.00 min  
 Lab File: BG032649.D  
 Acq: 12 Feb 2018 14:35

Tgt Ion	Resp	Lower	Upper
165	100		
63	38.4	42.0	63.0#
89	60.6	66.9	100.3#
182	3.0	2.6	3.8

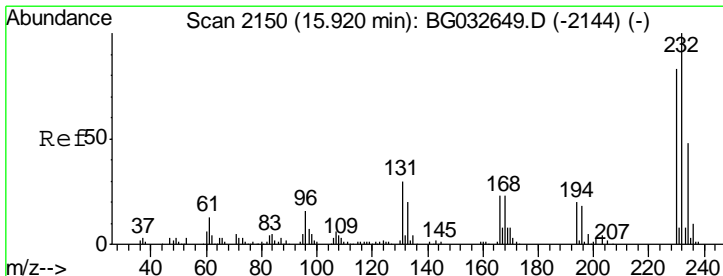
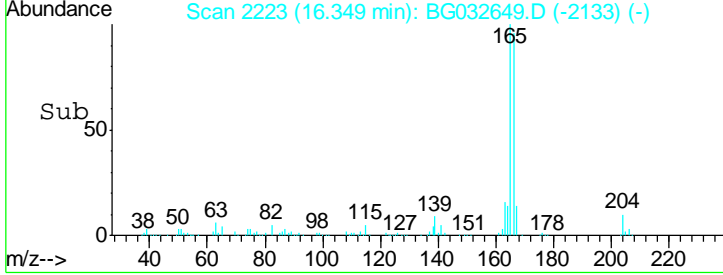
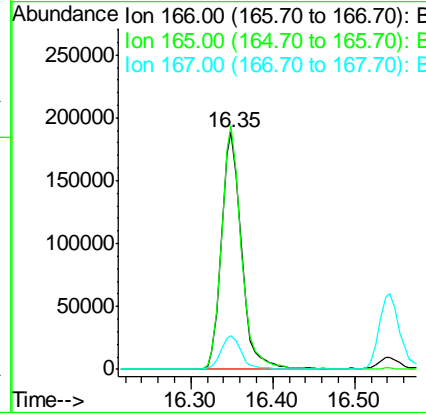
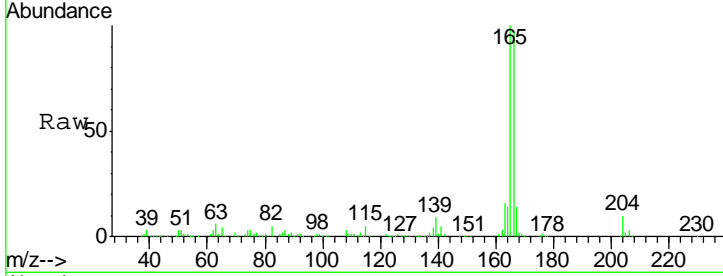




#57  
 Fluorene  
 Concen: 36.937 ng  
 RT: 16.35 min Scan# 2223  
 Delta R.T. 0.00 min  
 Lab File: BG032649.D  
 Acq: 12 Feb 2018 14:35

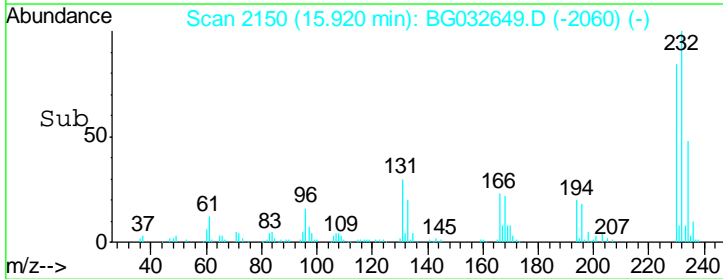
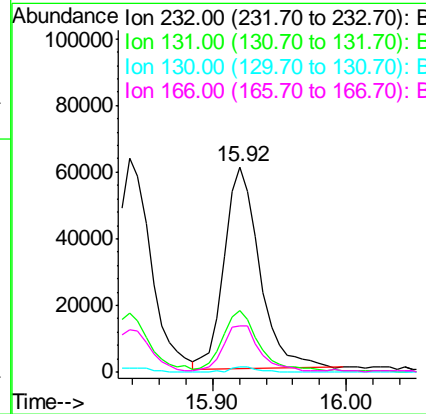
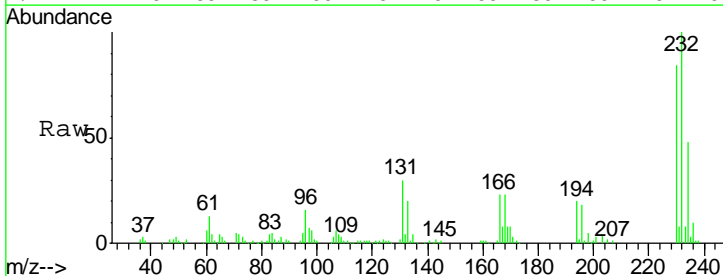
Instrument :  
 BNA\_G  
 ClientSampled :

Tgt Ion	Resp	Lower	Upper
166	100		
165	102.8	80.6	121.0
167	14.2	10.4	15.6

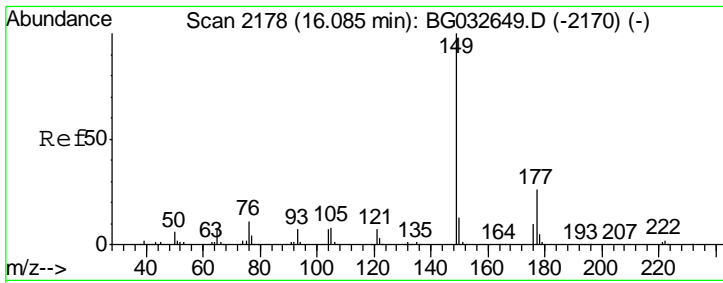


#58  
 2,3,4,6-Tetrachlorophenol  
 Concen: 37.589 ng  
 RT: 15.92 min Scan# 2150  
 Delta R.T. 0.00 min  
 Lab File: BG032649.D  
 Acq: 12 Feb 2018 14:35

Tgt Ion	Resp	Lower	Upper
232	100		
231	32.7	33.5	50.3#
130	1.9	2.2	3.2#
166	22.9	24.8	37.2#



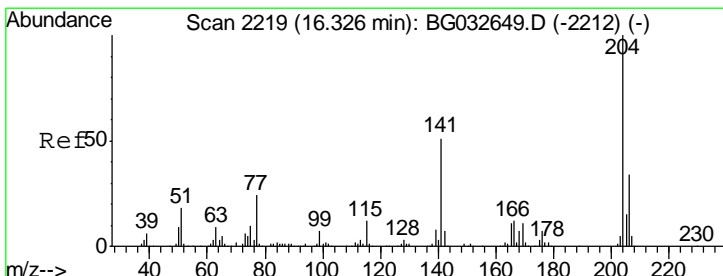
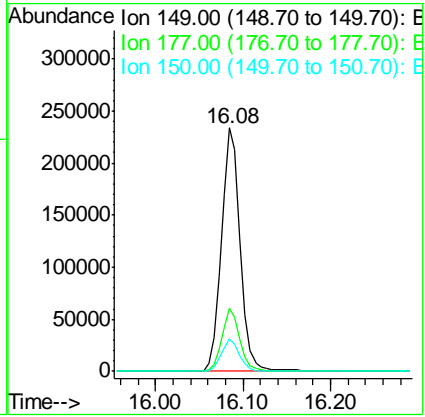
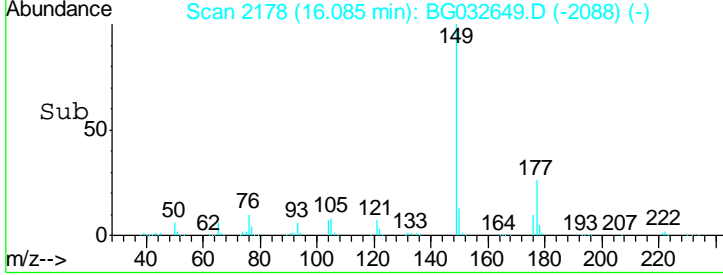
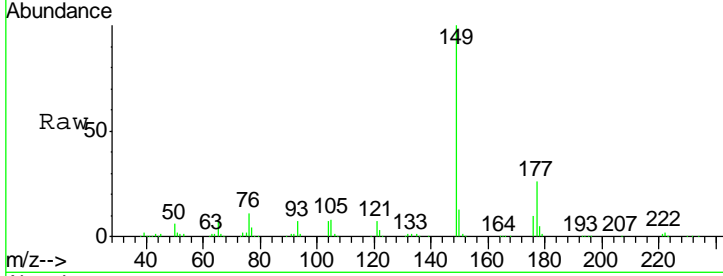




#59  
 Diethylphthalate  
 Concen: 37.458 ng  
 RT: 16.08 min Scan# 2178  
 Delta R.T. 0.00 min  
 Lab File: BG032649.D  
 Acq: 12 Feb 2018 14:35

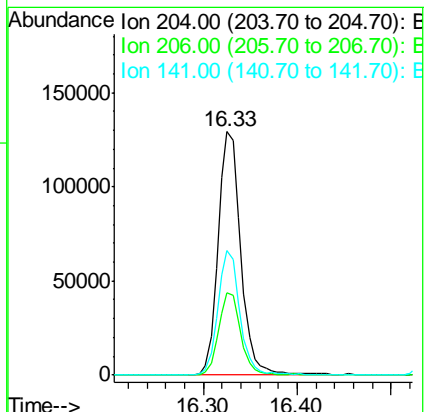
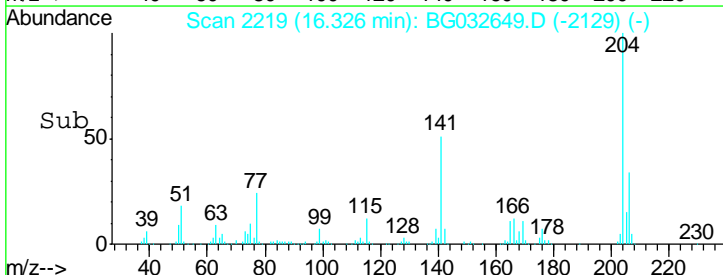
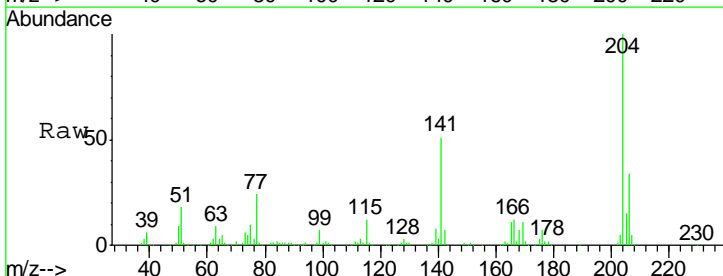
Instrument :  
 BNA\_G  
 ClientSampled :

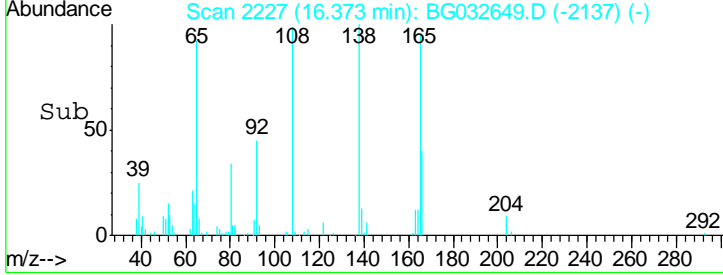
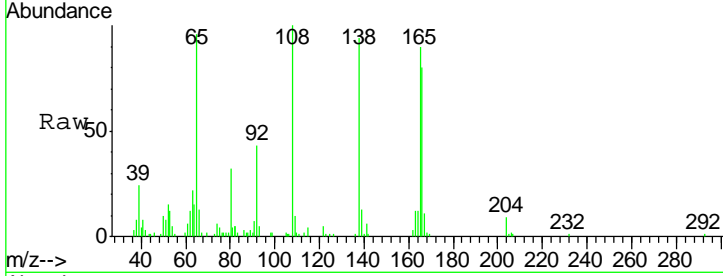
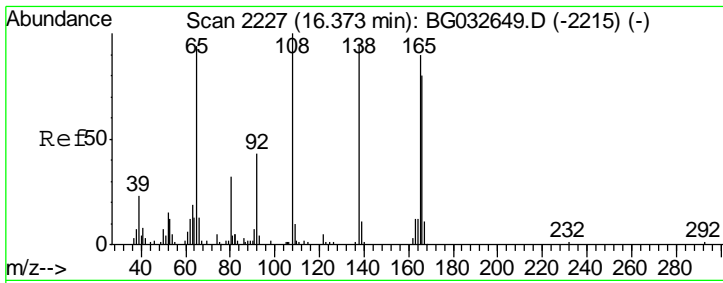
Tgt Ion	Resp	Lower	Upper
149	345331		
177	26.1	18.5	27.7
150	13.2	10.2	15.2



#60  
 4-Chlorophenyl-phenylether  
 Concen: 39.491 ng  
 RT: 16.33 min Scan# 2219  
 Delta R.T. 0.00 min  
 Lab File: BG032649.D  
 Acq: 12 Feb 2018 14:35

Tgt Ion	Resp	Lower	Upper
204	218294		
206	33.6	26.2	39.2
141	51.1	45.8	68.6

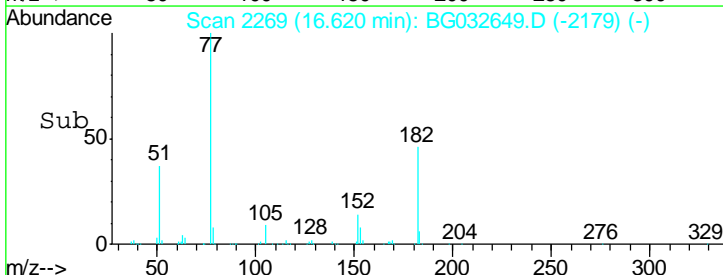
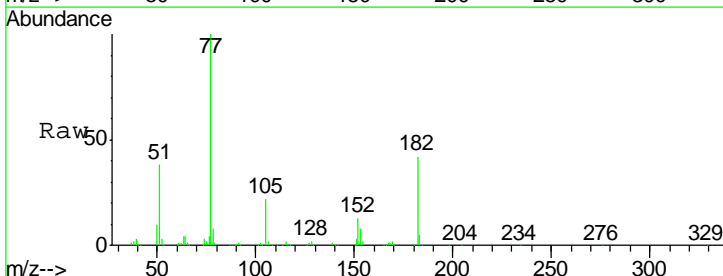
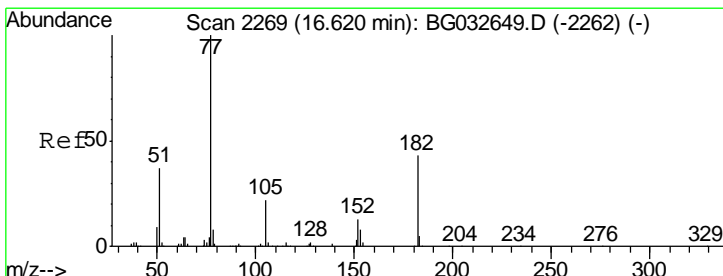
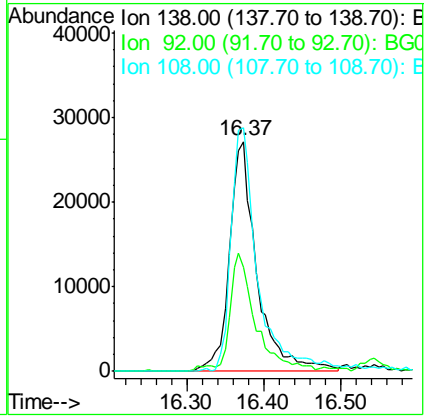




#61  
 4-Nitroaniline  
 Concen: 36.458 ng  
 RT: 16.37 min Scan# 2227  
 Delta R.T. 0.00 min  
 Lab File: BG032649.D  
 Acq: 12 Feb 2018 14:35

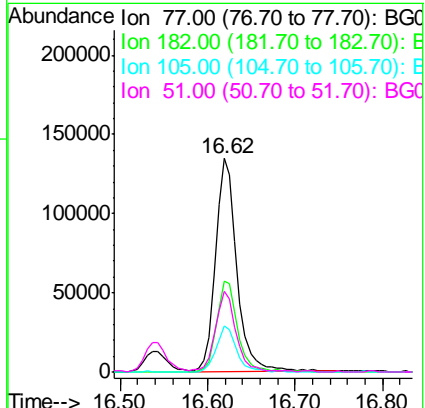
Instrument :  
 BNA\_G  
 ClientSampled :

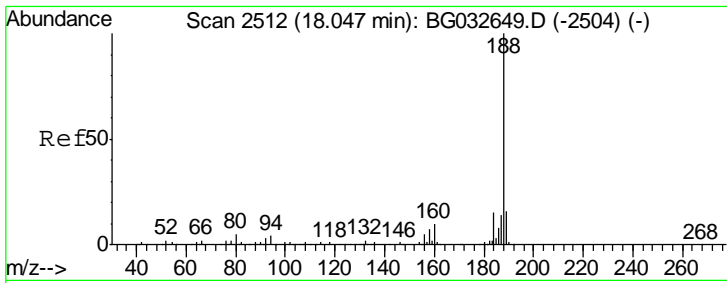
Tgt Ion	Resp	Lower	Upper
138	67811		
92	45.3	40.1	80.1
108	105.8	65.4	105.4#



#62  
 Azobenzene  
 Concen: 40.876 ng  
 RT: 16.62 min Scan# 2269  
 Delta R.T. 0.00 min  
 Lab File: BG032649.D  
 Acq: 12 Feb 2018 14:35

Tgt Ion	Resp	Lower	Upper
77	225202		
182	42.4	7.4	47.4
105	21.7	0.3	40.3
51	37.8	11.6	51.6

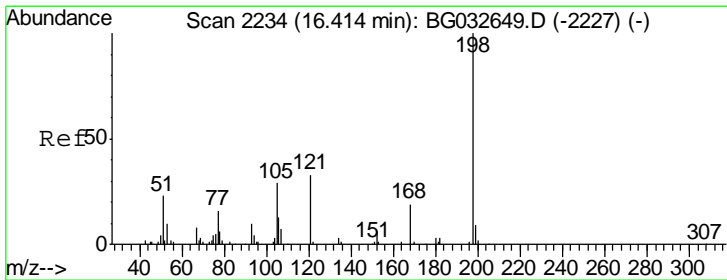
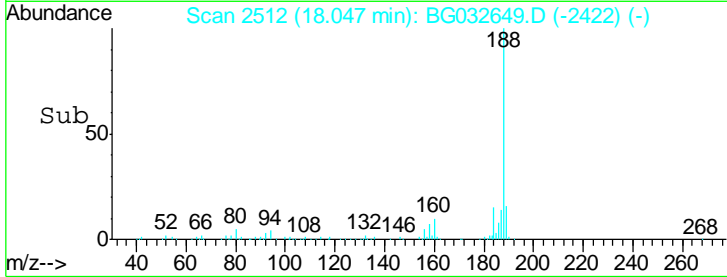
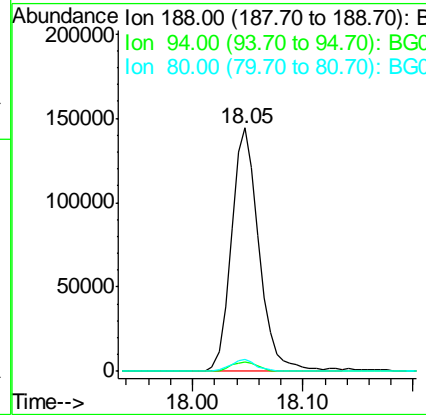
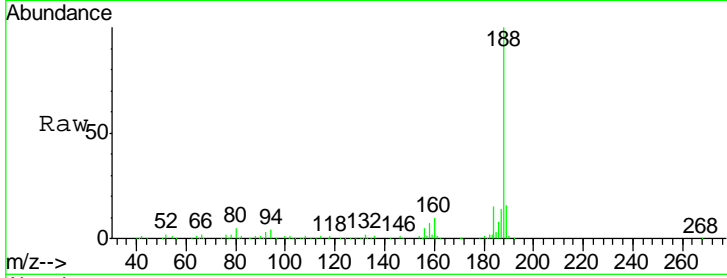




#63  
 Phenanthrene-d10  
 Concen: 20.000 ng  
 RT: 18.05 min Scan# 2512  
 Delta R.T. 0.00 min  
 Lab File: BG032649.D  
 Acq: 12 Feb 2018 14:35

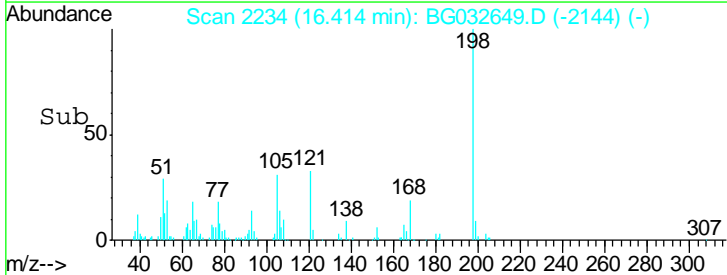
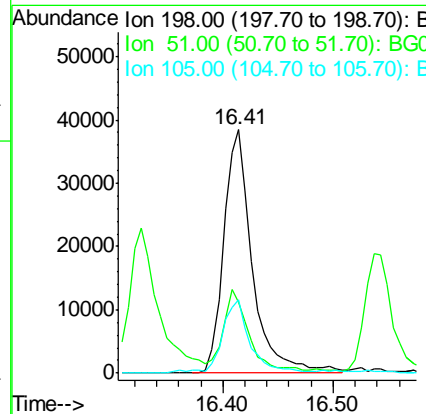
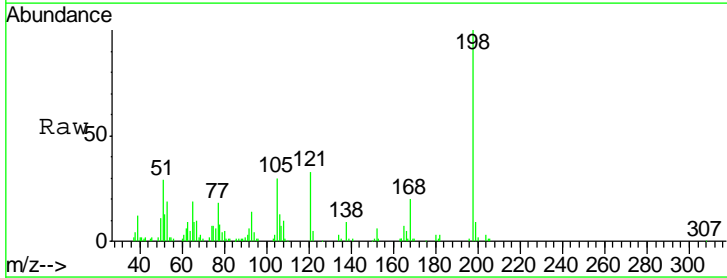
Instrument :  
 BNA\_G  
 ClientSampled :

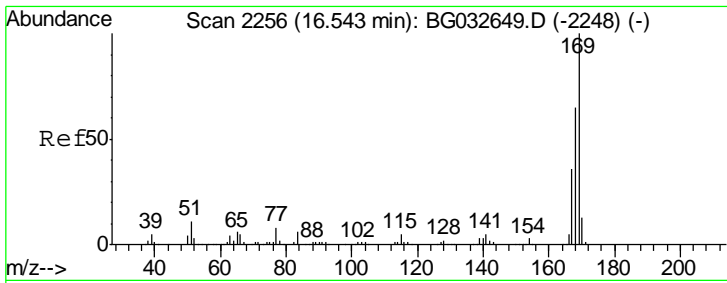
Tgt Ion	Resp	Lower	Upper
188	100		
94	3.9	6.9	10.3#
80	5.0	7.7	11.5#



#64  
 4,6-Dinitro-2-methylphenol  
 Concen: 36.673 ng  
 RT: 16.41 min Scan# 2234  
 Delta R.T. 0.00 min  
 Lab File: BG032649.D  
 Acq: 12 Feb 2018 14:35

Tgt Ion	Resp	Lower	Upper
198	100		
51	28.9	30.6	70.6#
105	30.3	23.8	63.8

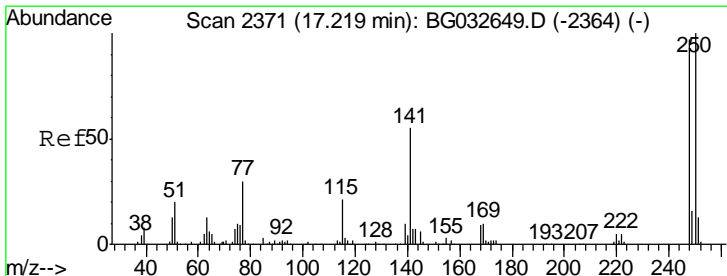

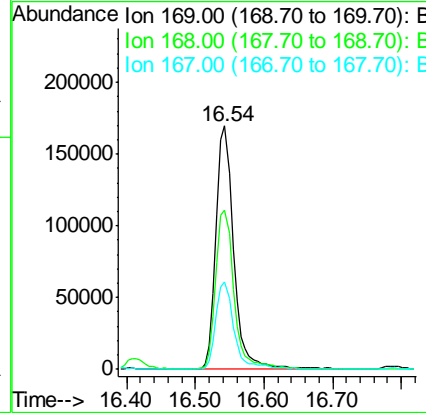
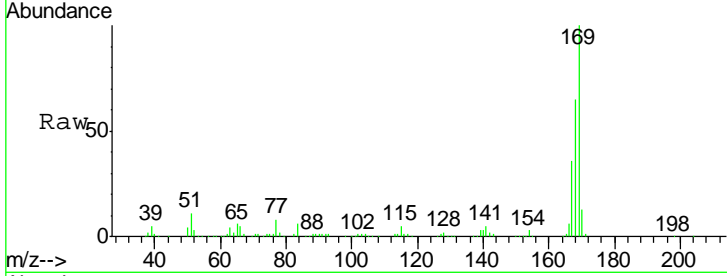




#65  
 n-Nitrosodiphenylamine  
 Concen: 40.525 ng  
 RT: 16.54 min Scan# 2256  
 Delta R.T. 0.00 min  
 Lab File: BG032649.D  
 Acq: 12 Feb 2018 14:35

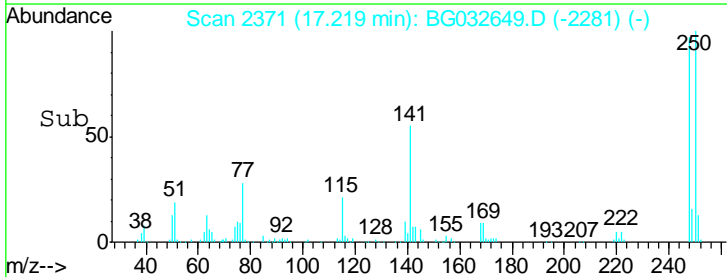
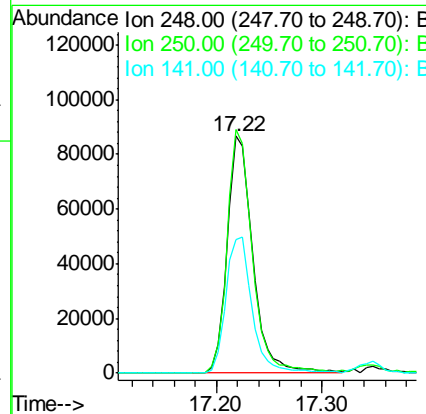
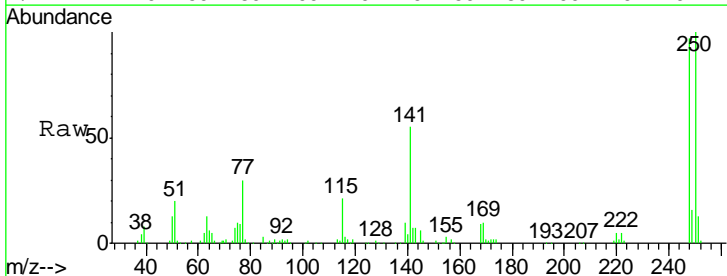
Instrument :  
 BNA\_G  
 ClientSampled :

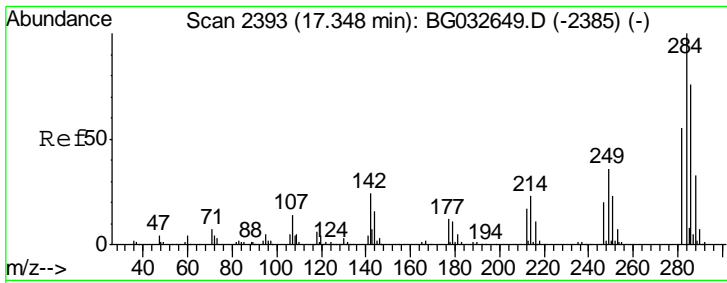
Tgt Ion	Resp	Lower	Upper
169	100		
168	65.1	55.7	83.5
167	35.9	30.1	45.1



#66  
 4-Bromophenyl-phenylether  
 Concen: 39.122 ng  
 RT: 17.22 min Scan# 2371  
 Delta R.T. 0.00 min  
 Lab File: BG032649.D  
 Acq: 12 Feb 2018 14:35

Tgt Ion	Resp	Lower	Upper
248	100		
250	102.8	77.1	115.7
141	56.2	50.8	76.2

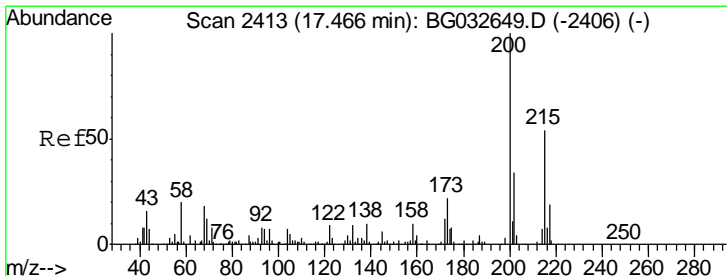
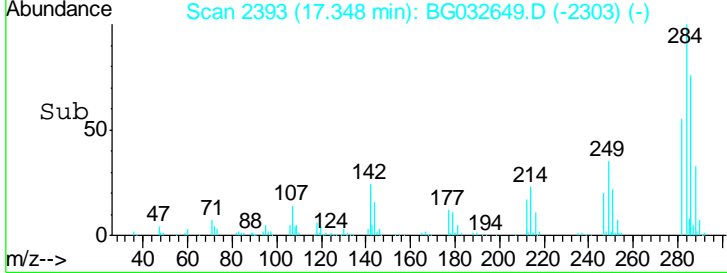
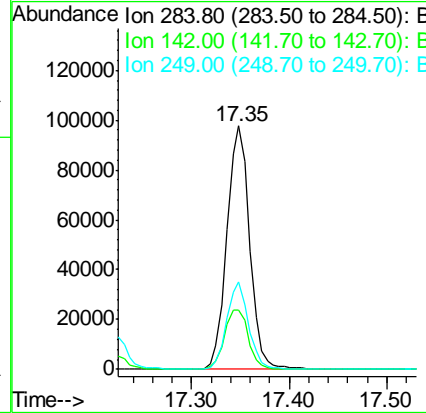
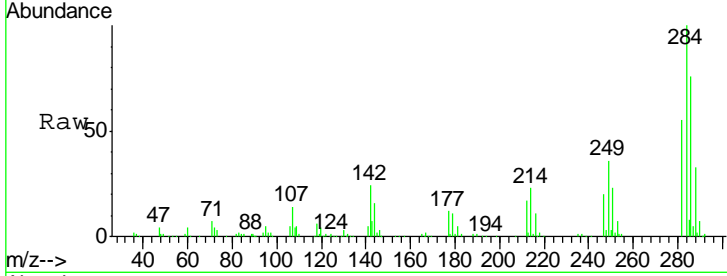




#67  
 Hexachlorobenzene  
 Concen: 37.983 ng  
 RT: 17.35 min Scan# 2393  
 Delta R.T. 0.00 min  
 Lab File: BG032649.D  
 Acq: 12 Feb 2018 14:35

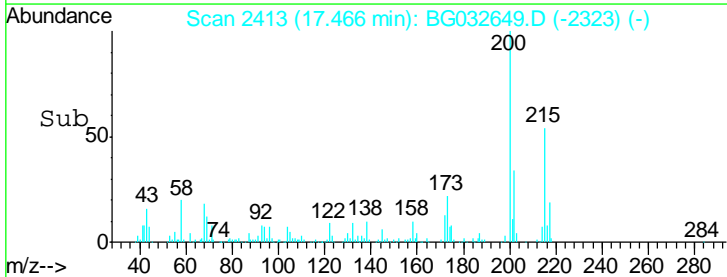
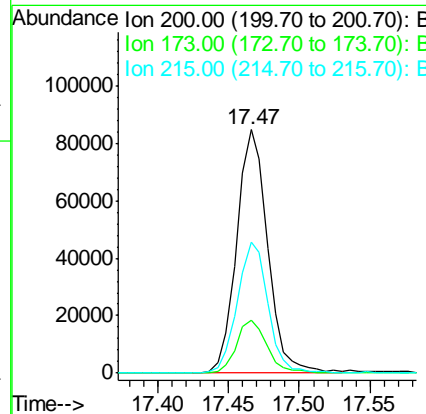
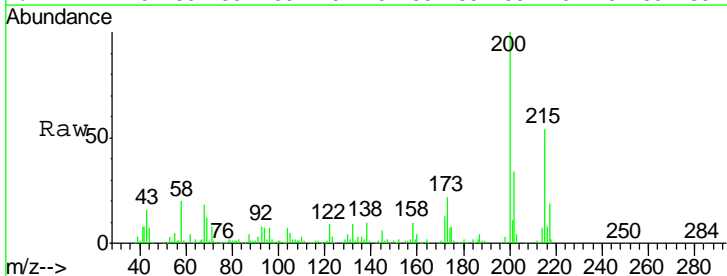
Instrument :  
 BNA\_G  
 ClientSampled :

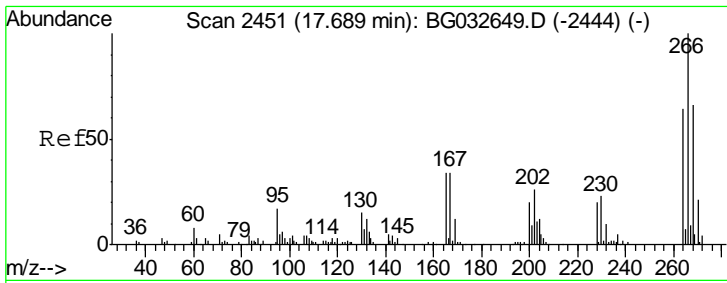
Tgt Ion	Resp	Lower	Upper
284	157626		
142	24.4	26.8	40.2#
249	35.7	26.3	39.5



#68  
 Atrazine  
 Concen: 40.051 ng  
 RT: 17.47 min Scan# 2413  
 Delta R.T. 0.00 min  
 Lab File: BG032649.D  
 Acq: 12 Feb 2018 14:35

Tgt Ion	Resp	Lower	Upper
200	129879		
173	21.7	5.2	45.2
215	53.9	30.4	70.4

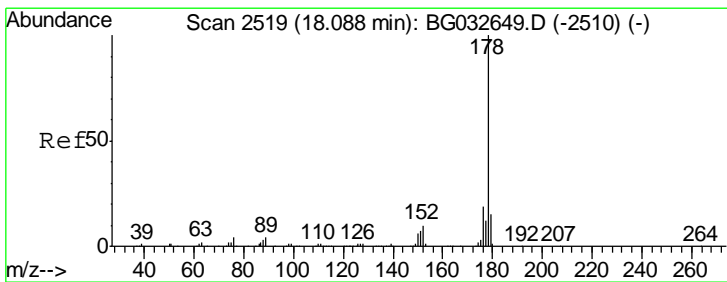
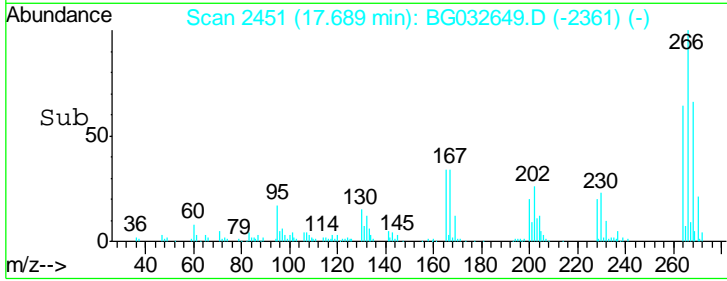
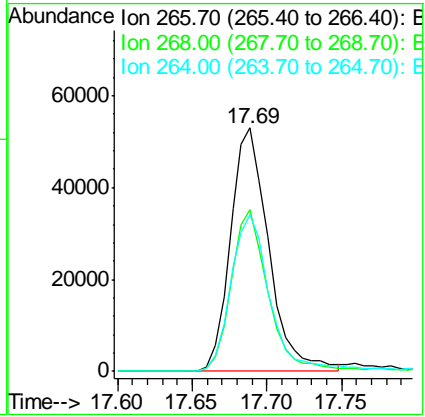
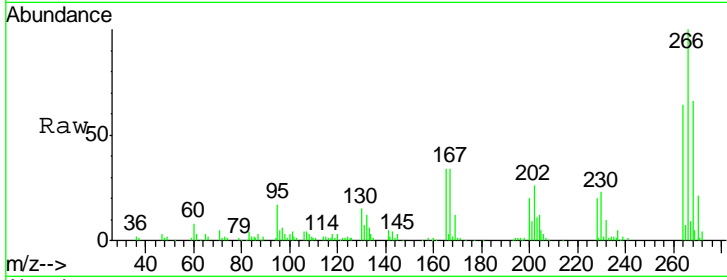




#69  
 Pentachlorophenol  
 Concen: 36.380 ng  
 RT: 17.69 min Scan# 2451  
 Delta R.T. 0.00 min  
 Lab File: BG032649.D  
 Acq: 12 Feb 2018 14:35

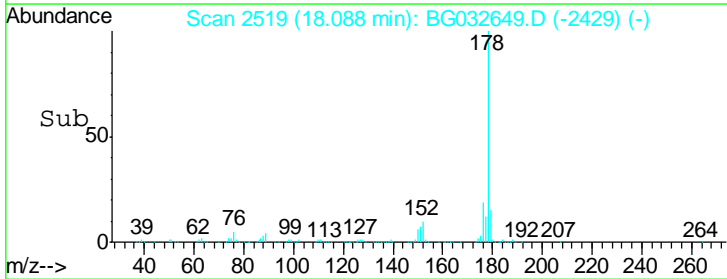
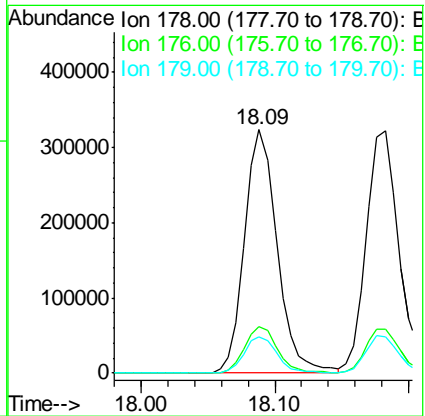
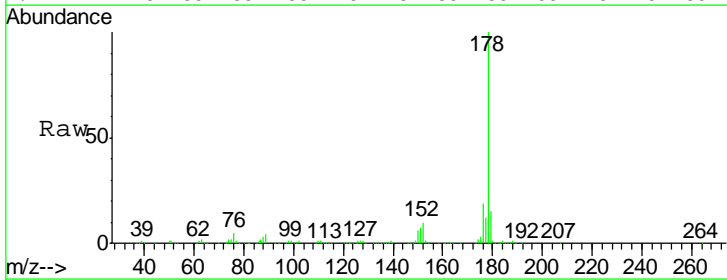
Instrument :  
 BNA\_G  
 ClientSampled :

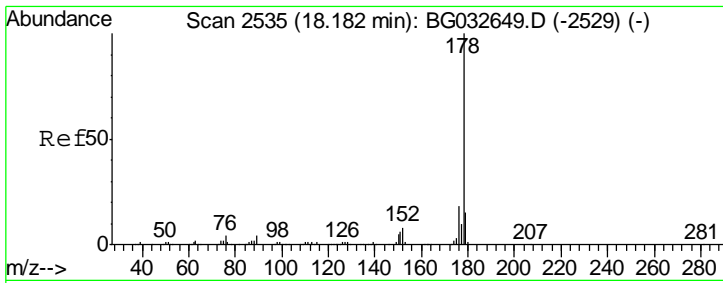
Tgt Ion	Resp	Lower	Upper
266	100		
268	66.2	51.1	76.7
264	64.2	49.6	74.4



#70  
 Phenanthrene  
 Concen: 38.763 ng  
 RT: 18.09 min Scan# 2519  
 Delta R.T. 0.00 min  
 Lab File: BG032649.D  
 Acq: 12 Feb 2018 14:35

Tgt Ion	Resp	Lower	Upper
178	100		
176	19.2	15.7	23.5
179	15.0	12.5	18.7

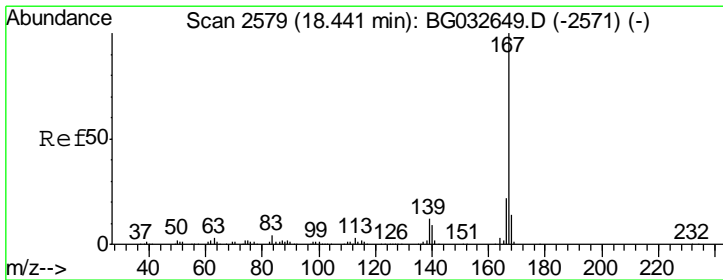
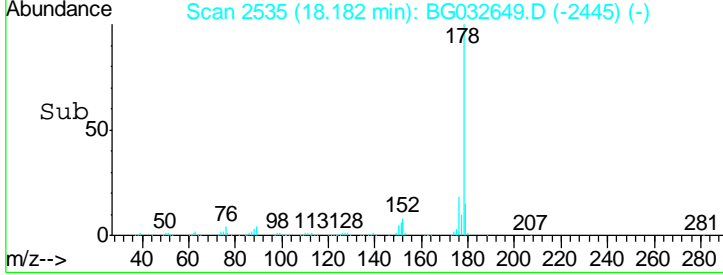
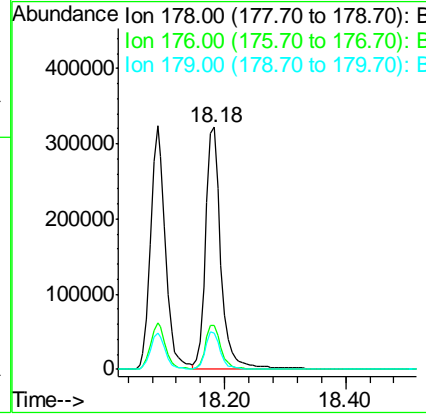
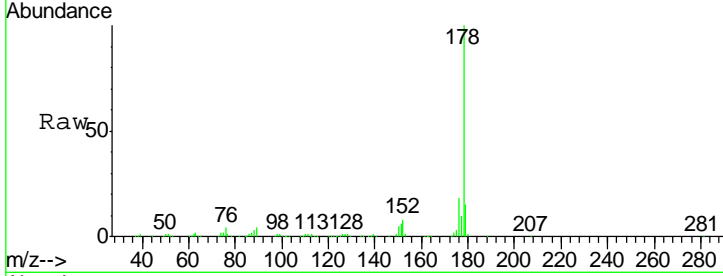




#71  
 Anthracene  
 Concen: 40.432 ng  
 RT: 18.18 min Scan# 2535  
 Delta R.T. 0.00 min  
 Lab File: BG032649.D  
 Acq: 12 Feb 2018 14:35

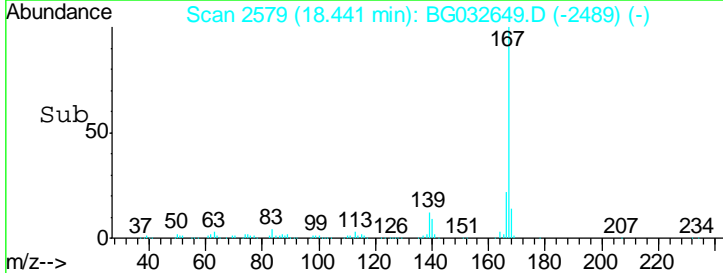
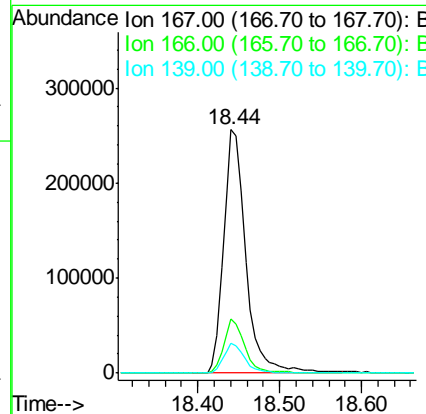
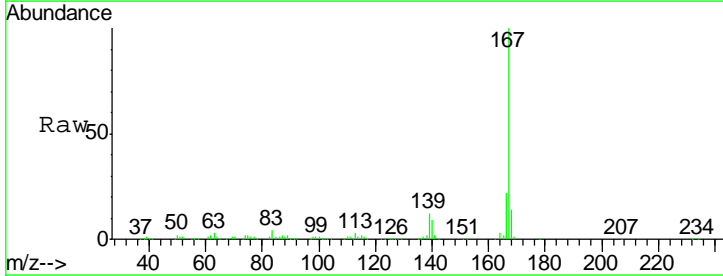
Instrument :  
 BNA\_G  
 ClientSampled :

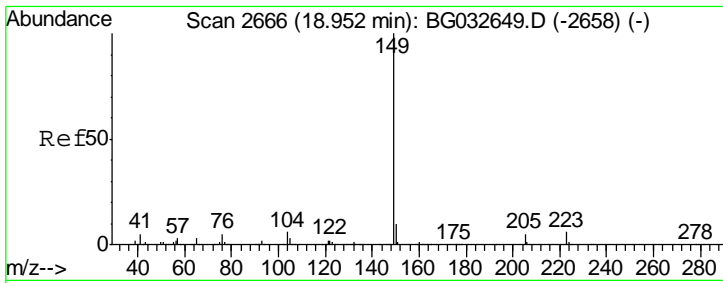
Tgt Ion	Resp	Lower	Upper
178	100		
176	18.2	16.0	24.0
179	15.2	12.5	18.7



#72  
 Carbazole  
 Concen: 39.126 ng  
 RT: 18.44 min Scan# 2579  
 Delta R.T. 0.00 min  
 Lab File: BG032649.D  
 Acq: 12 Feb 2018 14:35

Tgt Ion	Resp	Lower	Upper
167	100		
166	22.4	18.2	27.4
139	12.1	9.4	14.2

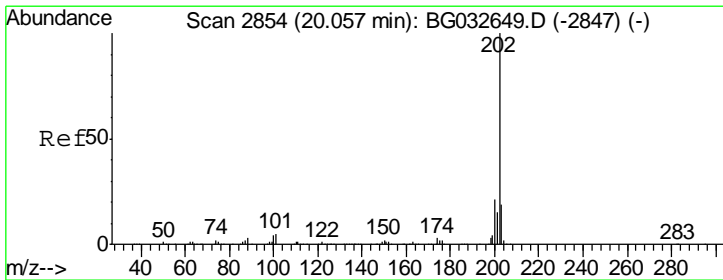
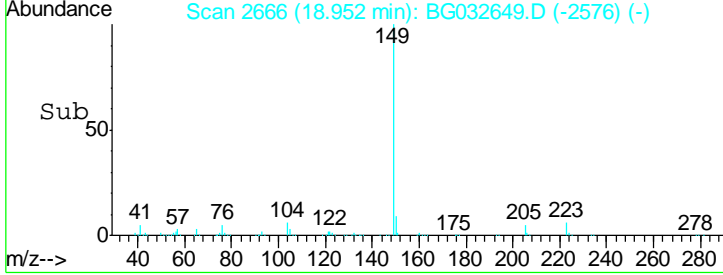
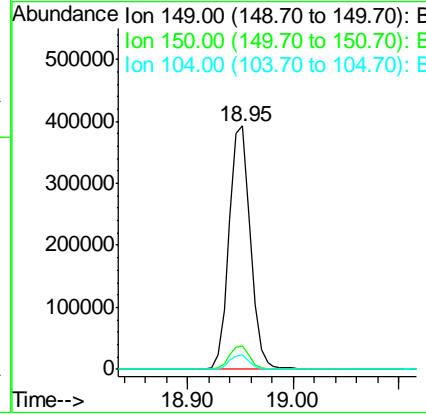
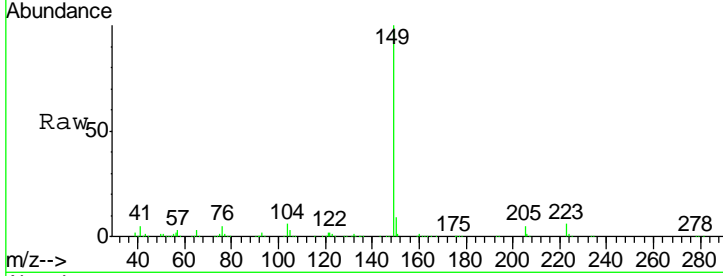




#73  
 Di-n-butylphthalate  
 Concen: 39.910 ng  
 RT: 18.95 min Scan# 2666  
 Delta R.T. 0.00 min  
 Lab File: BG032649.D  
 Acq: 12 Feb 2018 14:35

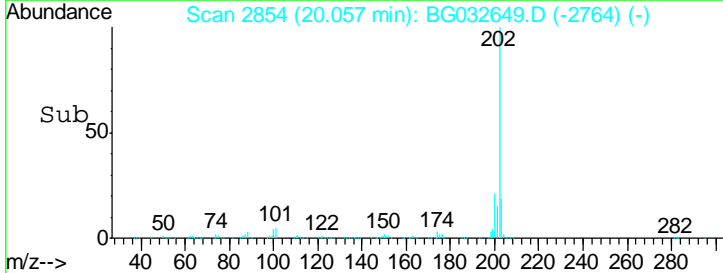
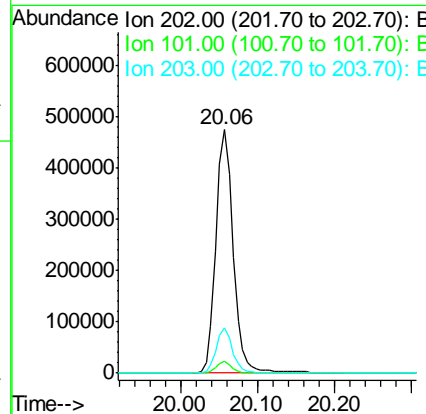
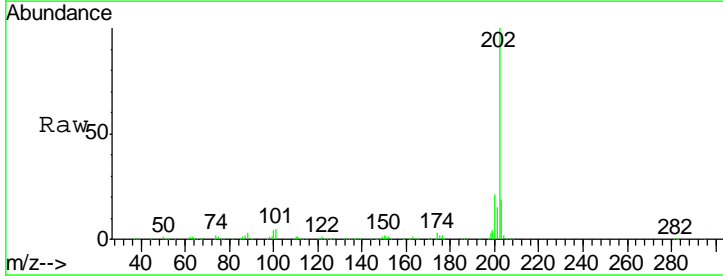
Instrument :  
 BNA\_G  
 ClientSampled :

Tgt Ion	Resp	Lower	Upper
149	100		
150	9.5	7.8	11.6
104	5.7	3.9	5.9

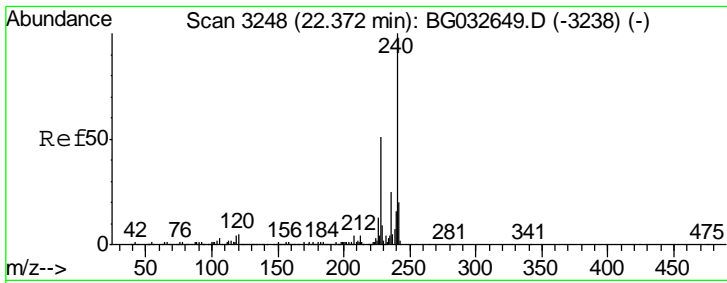


#74  
 Fluoranthene  
 Concen: 39.572 ng  
 RT: 20.06 min Scan# 2854  
 Delta R.T. 0.00 min  
 Lab File: BG032649.D  
 Acq: 12 Feb 2018 14:35

Tgt Ion	Resp	Lower	Upper
202	100		
101	4.7	0.0	28.9
203	18.6	0.0	37.5



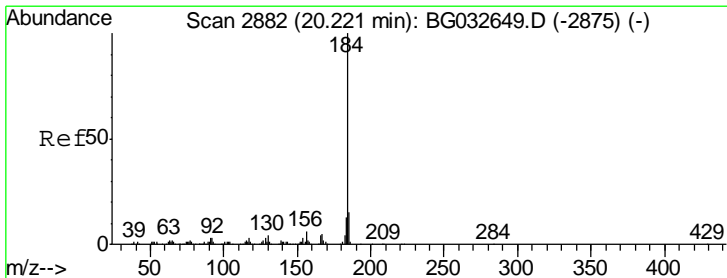
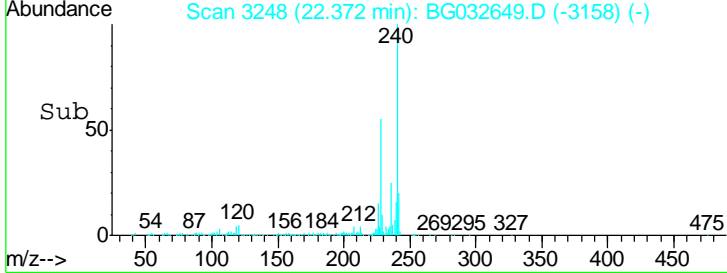
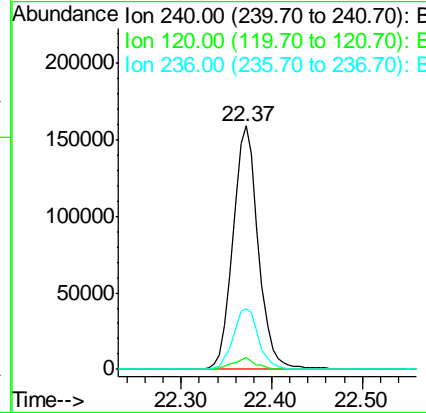
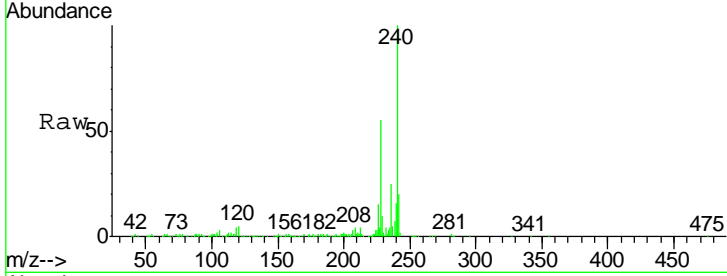




#75  
 Chrysene-d12  
 Concen: 20.000 ng  
 RT: 22.37 min Scan# 3248  
 Delta R.T. 0.00 min  
 Lab File: BG032649.D  
 Acq: 12 Feb 2018 14:35

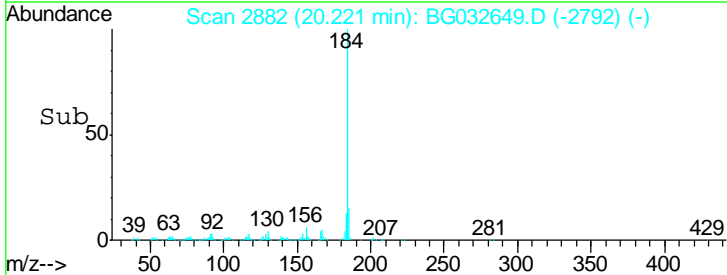
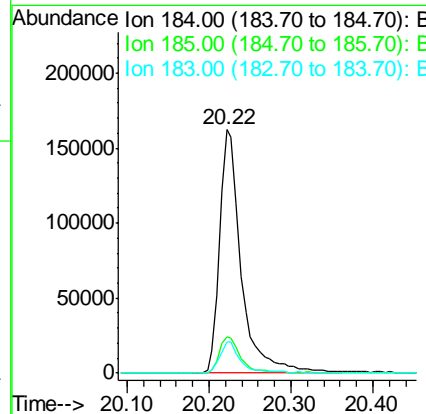
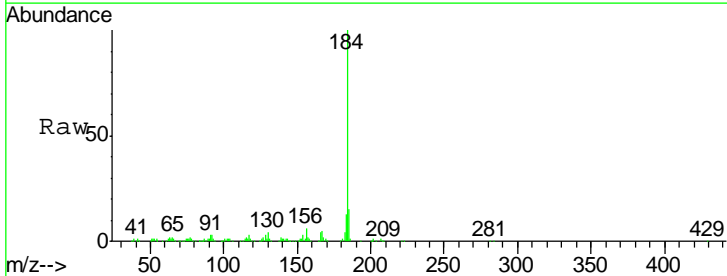
Instrument :  
 BNA\_G  
 ClientSampled :

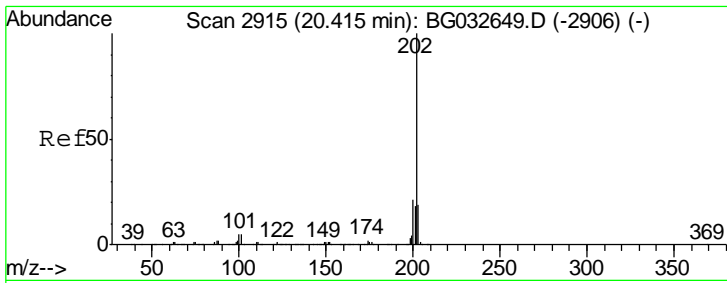
Tgt Ion	Resp	Lower	Upper
240	308410		
120	5.1	6.8	10.2#
236	25.1	20.9	31.3



#76  
 Benzidine  
 Concen: 49.540 ng  
 RT: 20.22 min Scan# 2882  
 Delta R.T. 0.00 min  
 Lab File: BG032649.D  
 Acq: 12 Feb 2018 14:35

Tgt Ion	Resp	Lower	Upper
184	300009		
185	14.8	11.1	16.7
183	12.7	10.6	16.0

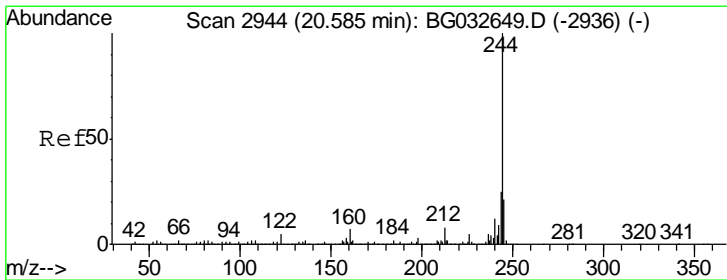
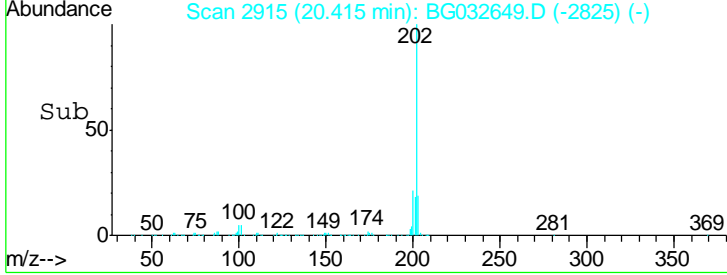
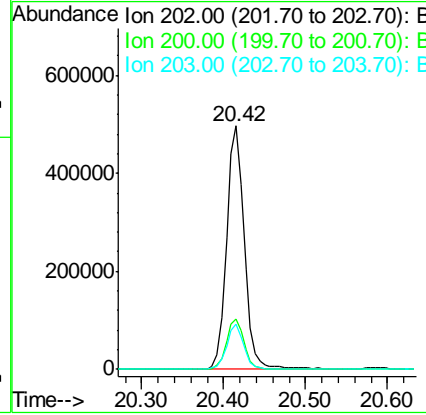
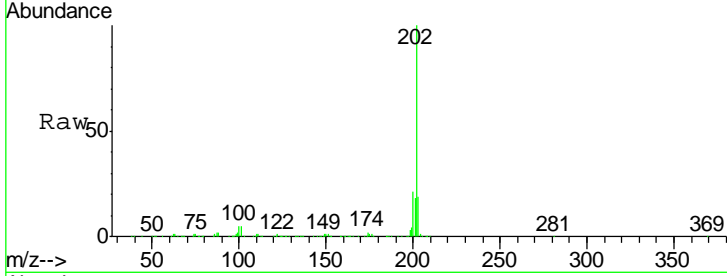




#77  
 Pyrene  
 Concen: 39.406 ng  
 RT: 20.42 min Scan# 2915  
 Delta R.T. 0.00 min  
 Lab File: BG032649.D  
 Acq: 12 Feb 2018 14:35

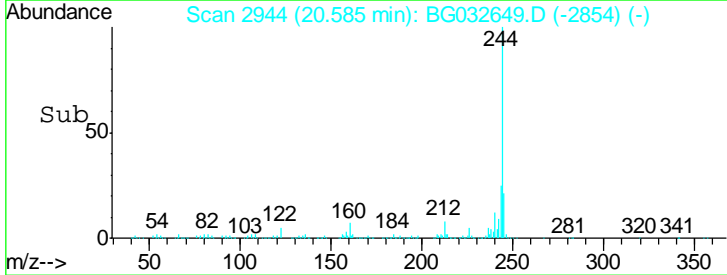
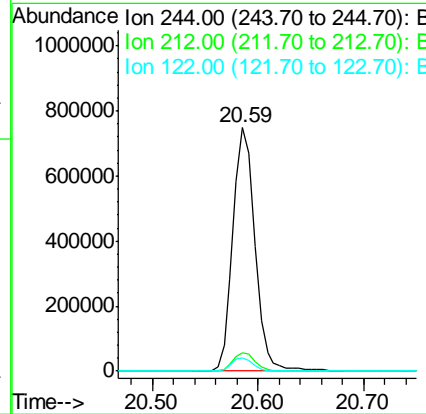
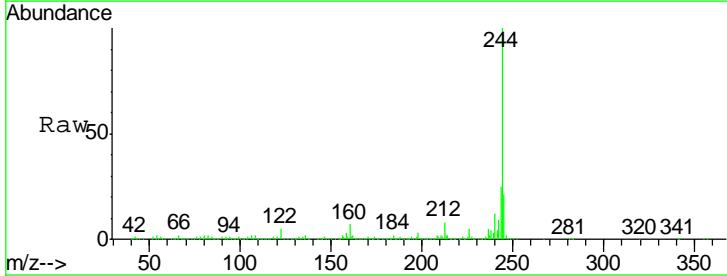
Instrument :  
 BNA\_G  
 ClientSampled :

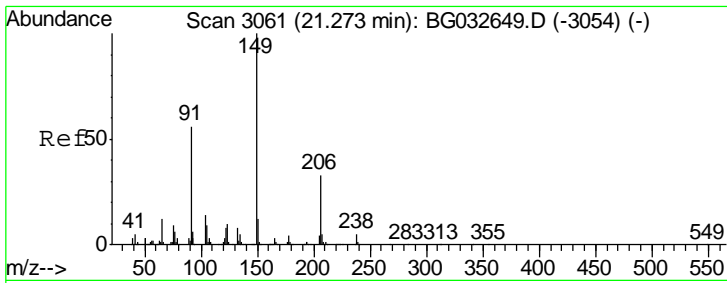
Tgt Ion	Ratio	Lower	Upper
202	100		
200	20.9	16.9	25.3
203	18.7	13.9	20.9



#78  
 Terphenyl-d14  
 Concen: 75.070 ng  
 RT: 20.59 min Scan# 2944  
 Delta R.T. 0.00 min  
 Lab File: BG032649.D  
 Acq: 12 Feb 2018 14:35

Tgt Ion	Ratio	Lower	Upper
244	100		
212	7.6	5.8	8.8
122	5.2	7.0	10.4#

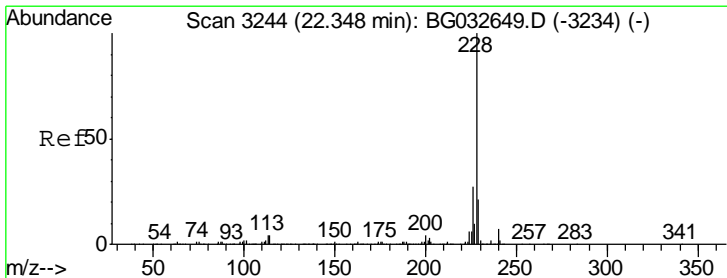
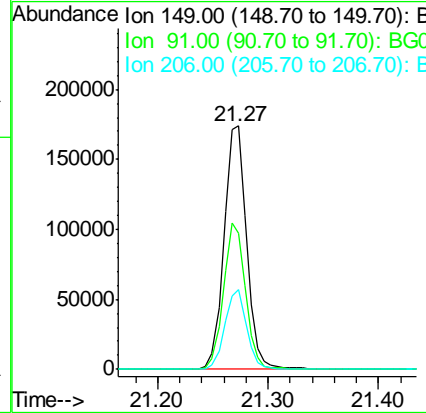
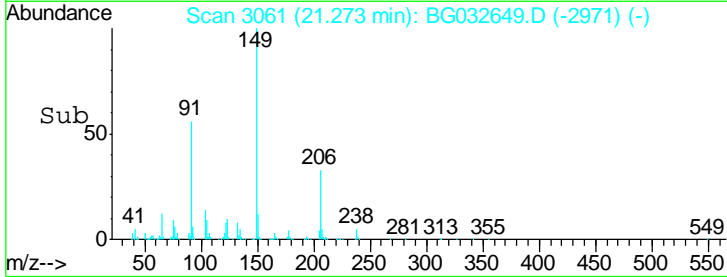
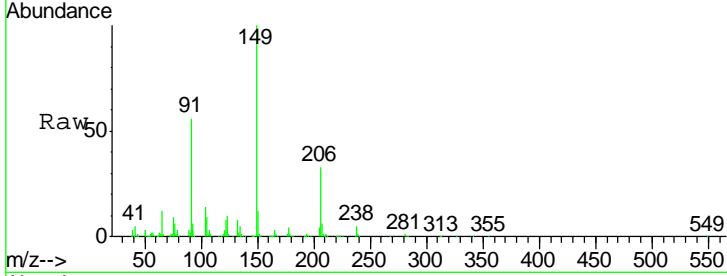




#79  
 Butylbenzylphthalate  
 Concen: 41.618 ng  
 RT: 21.27 min Scan# 3061  
 Delta R.T. 0.00 min  
 Lab File: BG032649.D  
 Acq: 12 Feb 2018 14:35

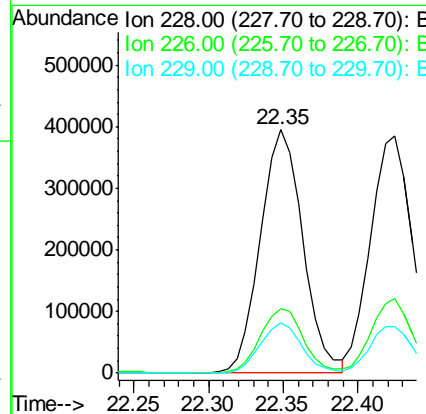
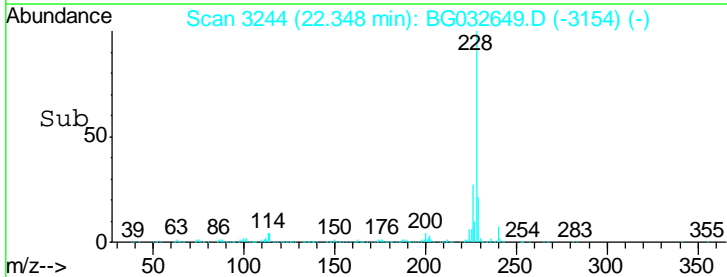
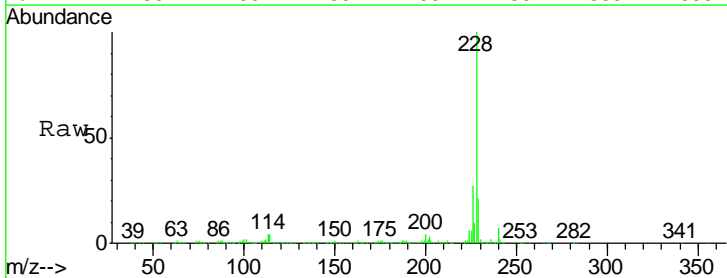
Instrument :  
 BNA\_G  
 ClientSampled :

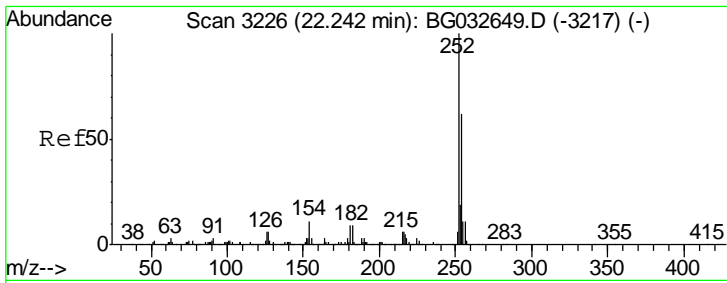
Tgt Ion	Resp	Lower	Upper
149	248317		
91	56.0	62.2	93.2#
206	33.0	18.6	27.8#



#80  
 Benzo(a)anthracene  
 Concen: 40.832 ng  
 RT: 22.35 min Scan# 3244  
 Delta R.T. 0.00 min  
 Lab File: BG032649.D  
 Acq: 12 Feb 2018 14:35

Tgt Ion	Resp	Lower	Upper
228	780699		
226	26.6	22.7	34.1
229	20.9	16.2	24.2

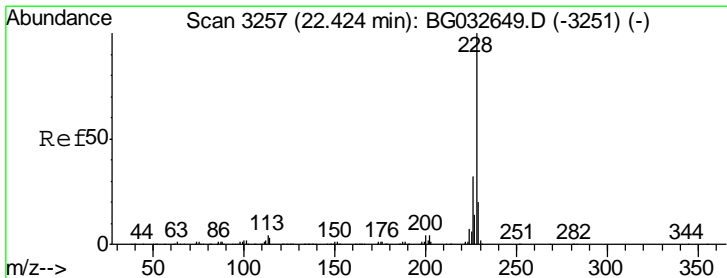
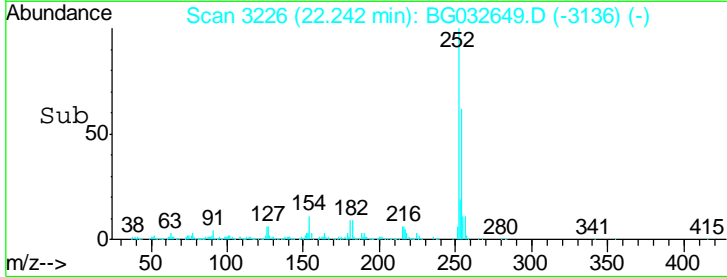
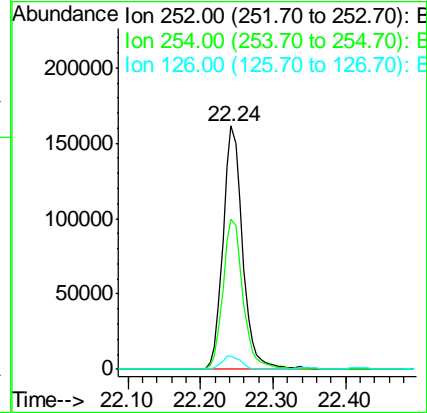
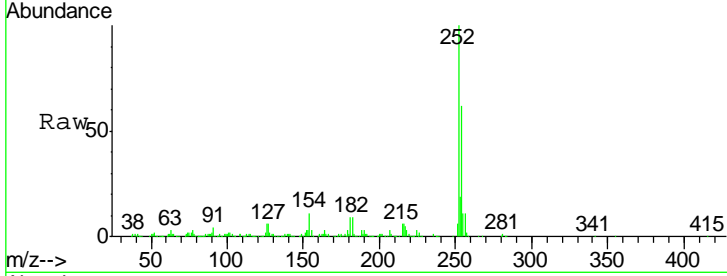




#81  
 3,3'-Dichlorobenzidine  
 Concen: 41.140 ng  
 RT: 22.24 min Scan# 3226  
 Delta R.T. 0.00 min  
 Lab File: BG032649.D  
 Acq: 12 Feb 2018 14:35

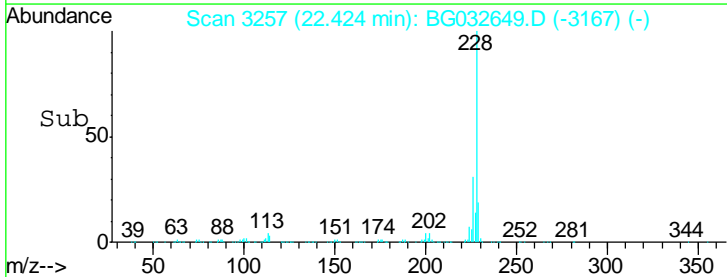
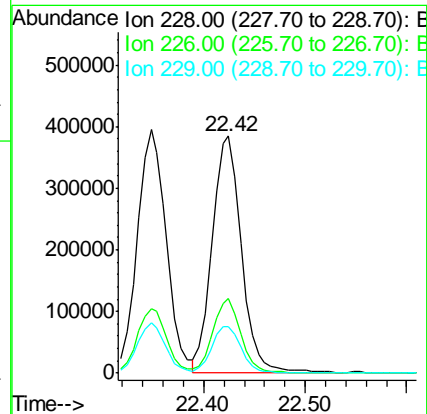
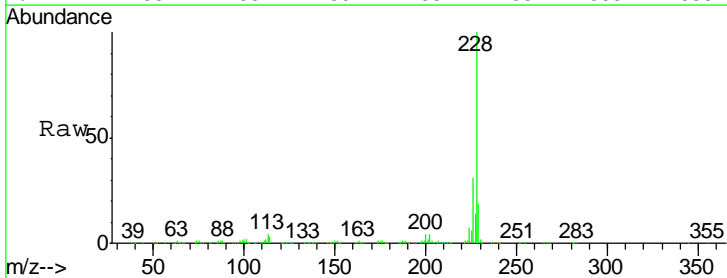
Instrument :  
 BNA\_G  
 ClientSampled :

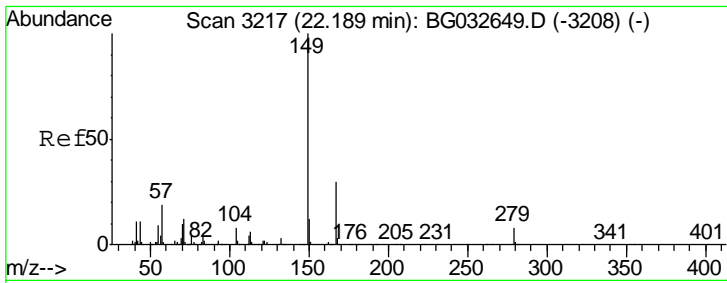
Tgt Ion	Resp	Lower	Upper
252	100		
254	61.8	50.8	76.2
126	5.7	7.4	11.2#



#82  
 Chrysene  
 Concen: 41.388 ng  
 RT: 22.42 min Scan# 3257  
 Delta R.T. 0.00 min  
 Lab File: BG032649.D  
 Acq: 12 Feb 2018 14:35

Tgt Ion	Resp	Lower	Upper
228	100		
226	31.5	24.9	37.3
229	19.4	15.0	22.4

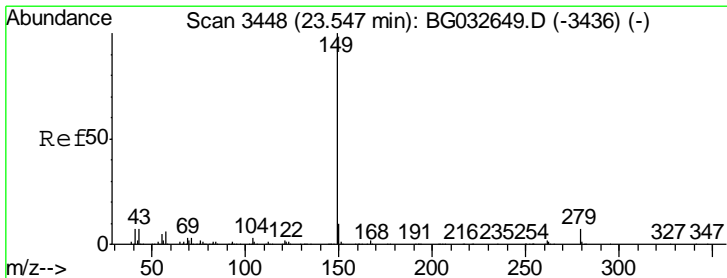
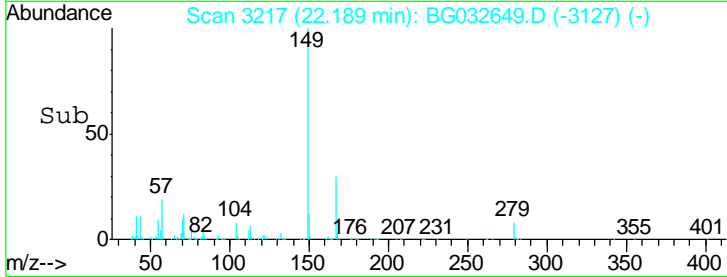
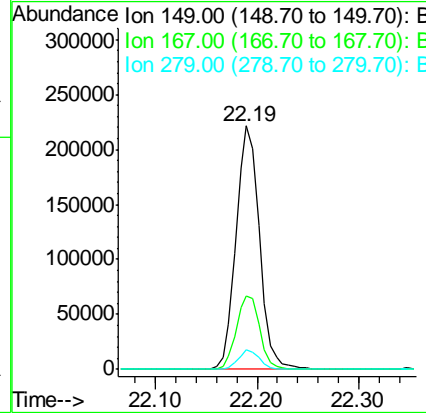
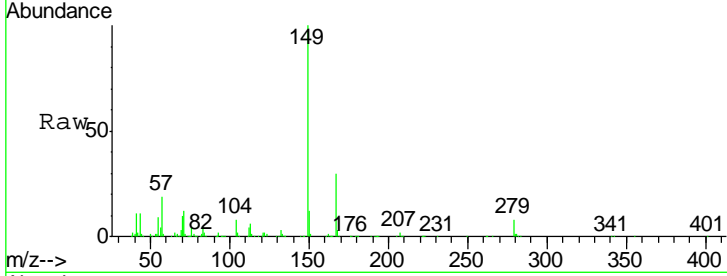




#83  
 Bis(2-ethylhexyl)phthalate  
 Concen: 41.879 ng  
 RT: 22.19 min Scan# 3217  
 Delta R.T. 0.00 min  
 Lab File: BG032649.D  
 Acq: 12 Feb 2018 14:35

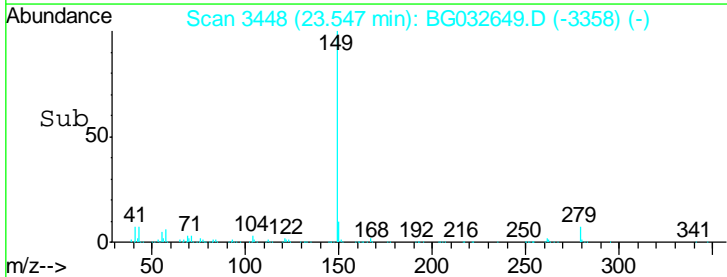
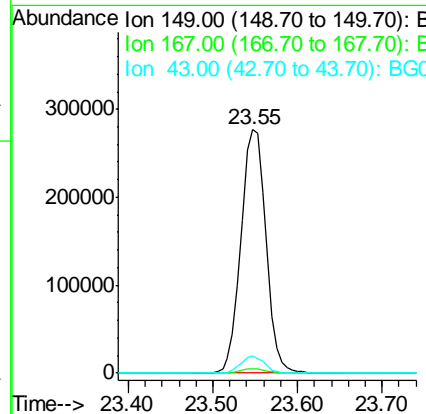
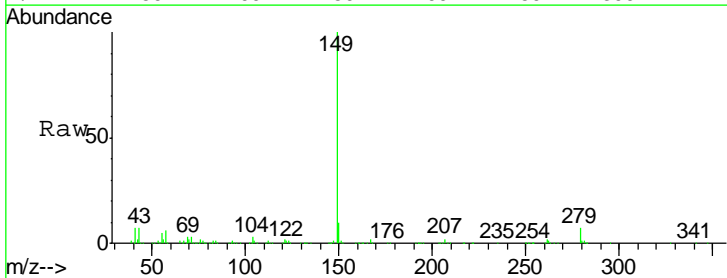
Instrument :  
 BNA\_G  
 ClientSampled :

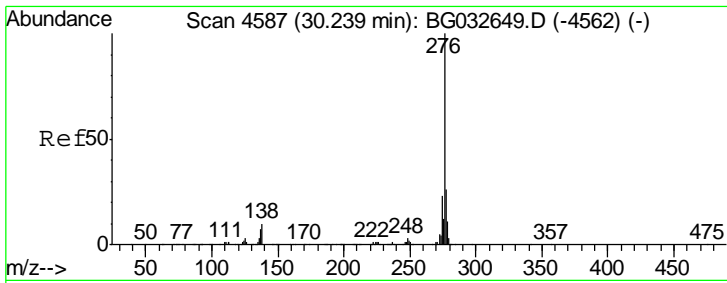
Tgt Ion	Resp	Lower	Upper
149	100		
167	30.4	24.3	36.5
279	7.8	4.0	6.0



#84  
 Di-n-octyl phthalate  
 Concen: 42.092 ng  
 RT: 23.55 min Scan# 3448  
 Delta R.T. 0.00 min  
 Lab File: BG032649.D  
 Acq: 12 Feb 2018 14:35

Tgt Ion	Resp	Lower	Upper
149	100		
167	1.7	1.4	2.0
43	6.8	8.9	13.3

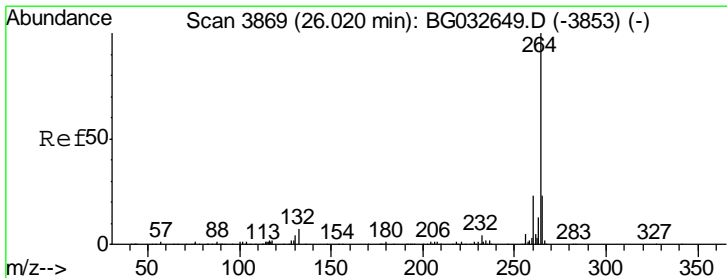
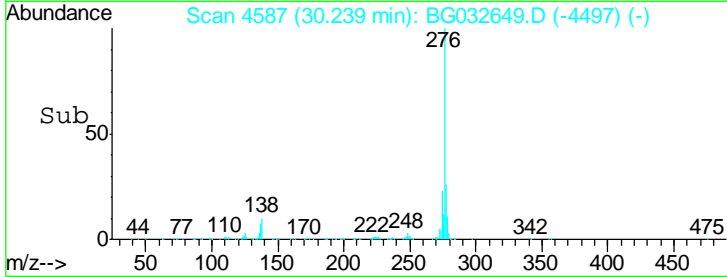
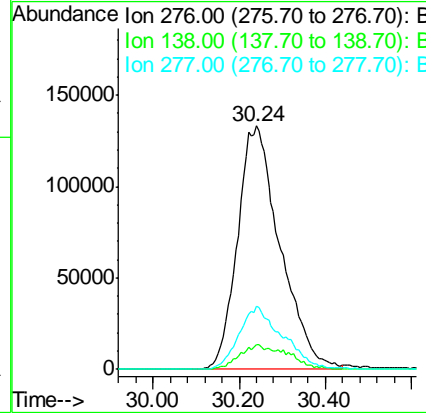
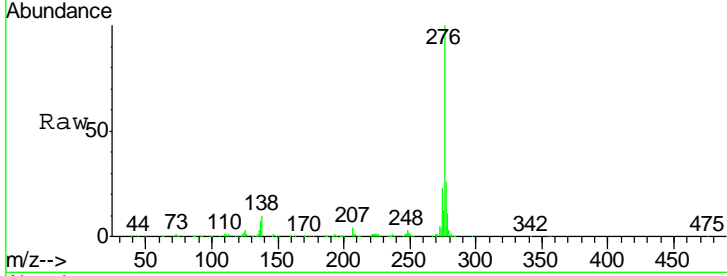




#85  
 Indeno(1,2,3-cd)pyrene  
 Concen: 39.430 ng  
 RT: 30.24 min Scan# 4587  
 Delta R.T. 0.00 min  
 Lab File: BG032649.D  
 Acq: 12 Feb 2018 14:35

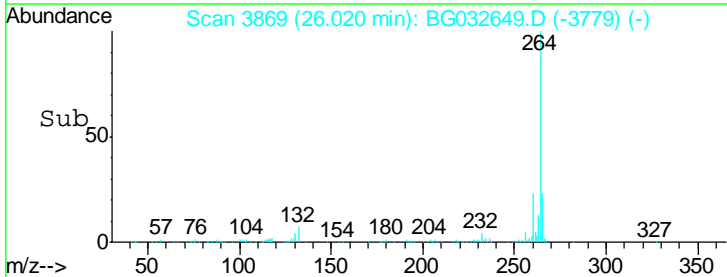
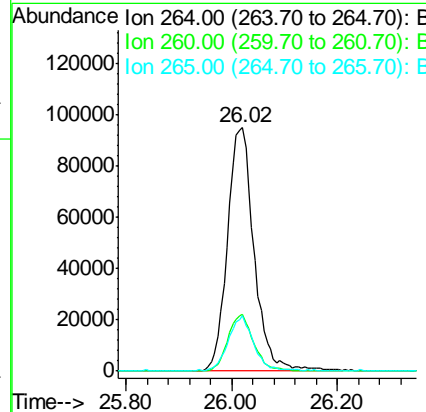
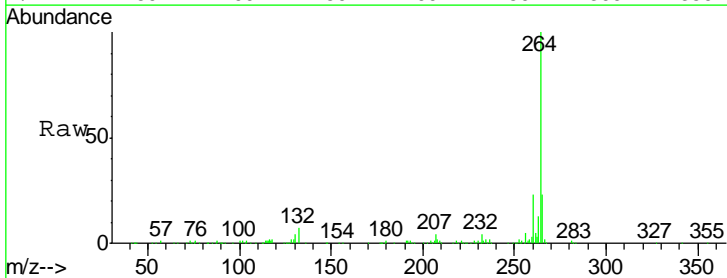
Instrument :  
 BNA\_G  
 ClientSampled :

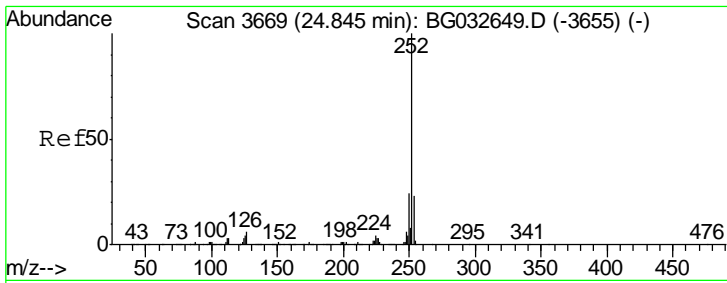
Tgt Ion	Resp	Lower	Upper
276	100		
138	7.7	16.0	24.0#
277	26.3	20.0	30.0



#86  
 Perylene-d12  
 Concen: 20.000 ng  
 RT: 26.02 min Scan# 3869  
 Delta R.T. 0.00 min  
 Lab File: BG032649.D  
 Acq: 12 Feb 2018 14:35

Tgt Ion	Resp	Lower	Upper
264	100		
260	23.1	17.4	26.0
265	22.8	17.7	26.5

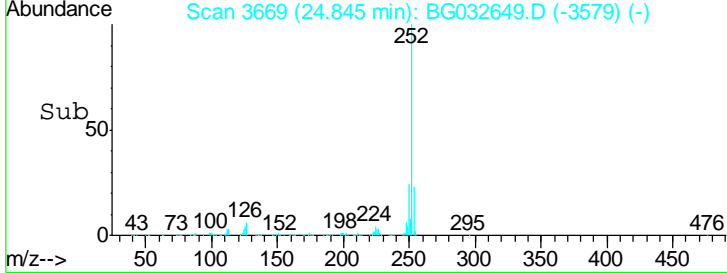
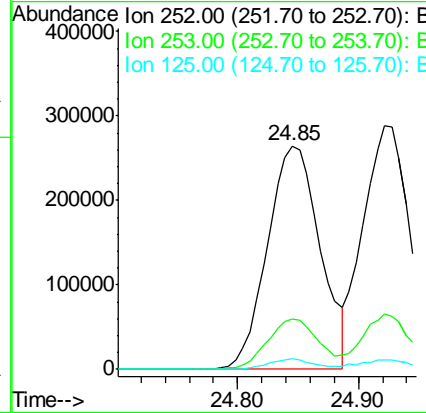
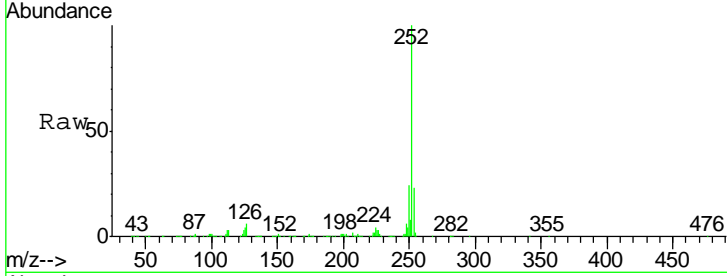




#87  
 Benzo(b)fluoranthene  
 Concen: 39.877 ng  
 RT: 24.85 min Scan# 3669  
 Delta R.T. 0.00 min  
 Lab File: BG032649.D  
 Acq: 12 Feb 2018 14:35

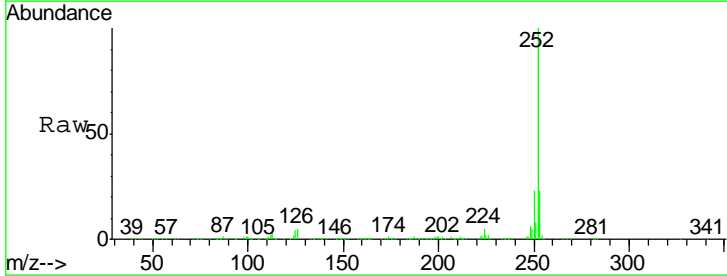
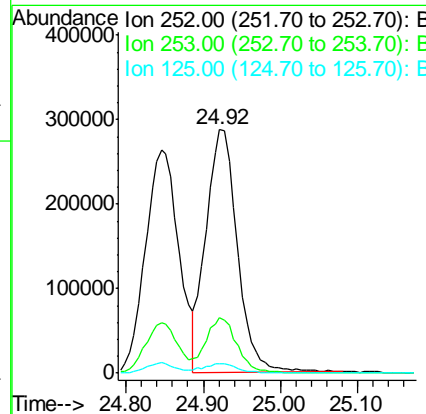
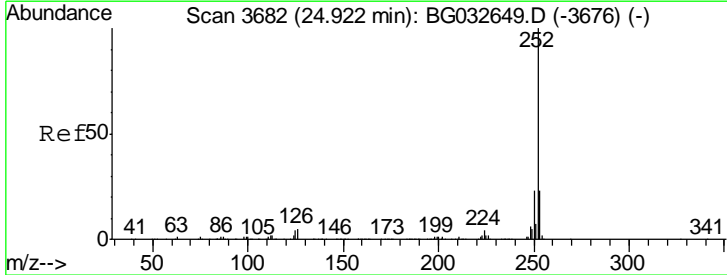
Instrument :  
 BNA\_G  
 ClientSampled :

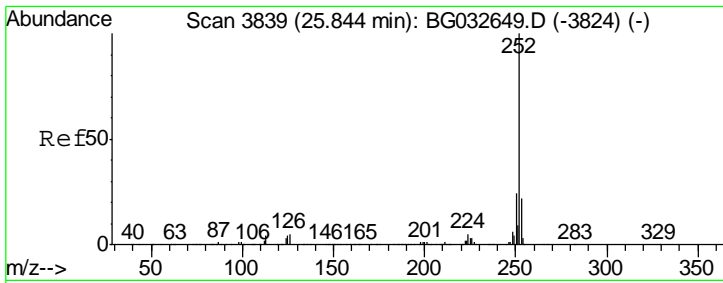
Tgt Ion	Resp	Lower	Upper
252	100		
253	22.8	18.2	27.4
125	4.5	7.2	10.8#



#88  
 Benzo(k)fluoranthene  
 Concen: 40.800 ng  
 RT: 24.92 min Scan# 3682  
 Delta R.T. 0.00 min  
 Lab File: BG032649.D  
 Acq: 12 Feb 2018 14:35

Tgt Ion	Resp	Lower	Upper
252	100		
253	22.8	17.4	26.2
125	4.0	6.6	9.8#

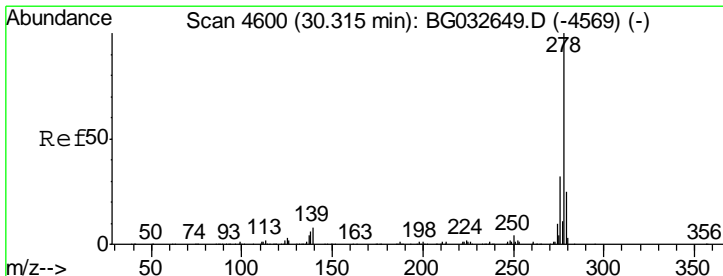

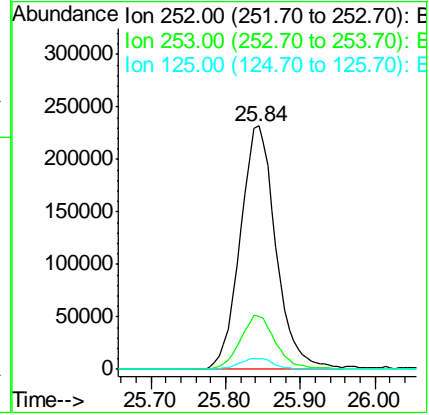





#89  
 Benzo(a)pyrene  
 Concen: 40.210 ng  
 RT: 25.84 min Scan# 3839  
 Delta R.T. 0.00 min  
 Lab File: BG032649.D  
 Acq: 12 Feb 2018 14:35

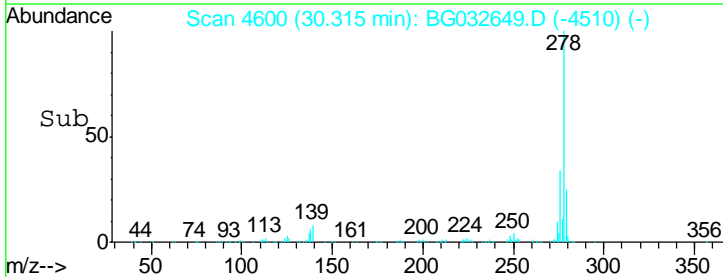
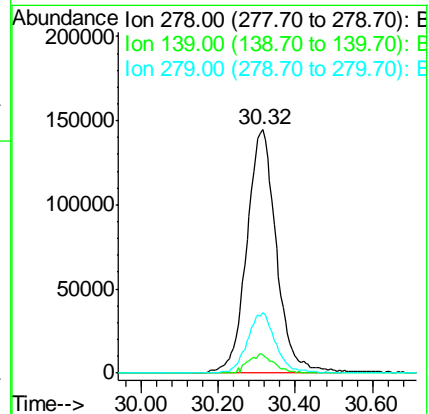
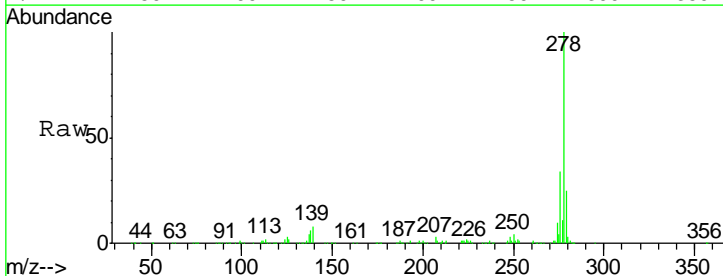
Instrument :  
 BNA\_G  
 ClientSampled :

Tgt Ion	Resp	Lower	Upper
252	769134		
253	21.7	18.3	27.5
125	4.4	7.3	10.9#

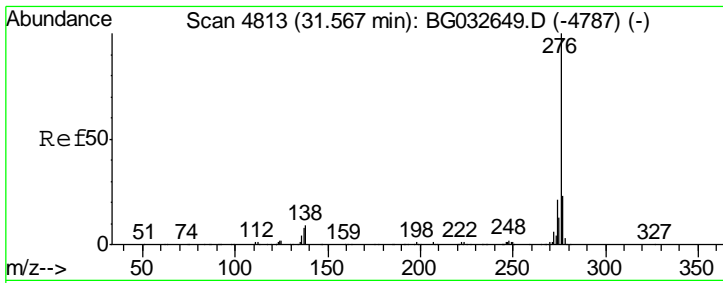


#90  
 Dibenzo(a,h)anthracene  
 Concen: 39.461 ng  
 RT: 30.32 min Scan# 4600  
 Delta R.T. 0.00 min  
 Lab File: BG032649.D  
 Acq: 12 Feb 2018 14:35

Tgt Ion	Resp	Lower	Upper
278	772158		
139	7.6	9.8	14.6#
279	24.8	18.4	27.6







#91  
 Benzo(a,h,i)perylene  
 Concen: 38.864 ng  
 RT: 31.57 min Scan# 4813  
 Delta R.T. 0.00 min  
 Lab File: BG032649.D  
 Acq: 12 Feb 2018 14:35

Instrument :  
 BNA\_G  
 ClientSampled :

Tot Ion	Ratio	Lower	Upper
276	100		
277	23.0	18.3	27.5
138	9.3	13.9	20.9#

