

Data Path : Z:\HPCHEM1\BNA G\DATA\BG021318\  
 Data File : BG032678.D  
 Acq On : 14 Feb 2018 5:07  
 Operator : SJ/JU  
 Sample : J1397-08  
 Misc :  
 ALS Vial : 23 Sample Multiplier: 1

Instrument :  
 BNA\_G  
 ClientSampleId :

Quant Time: Feb 14 06:31:03 2018  
 Quant Method : Z:\HPCHEM1\BNA G\METHODS\8270-BG021218.M  
 Quant Title : ASP BNA STANDARDS FOR 5 POINT CALIBRATION  
 QLast Update : Mon Feb 12 18:08:01 2018  
 Response via : Initial Calibration

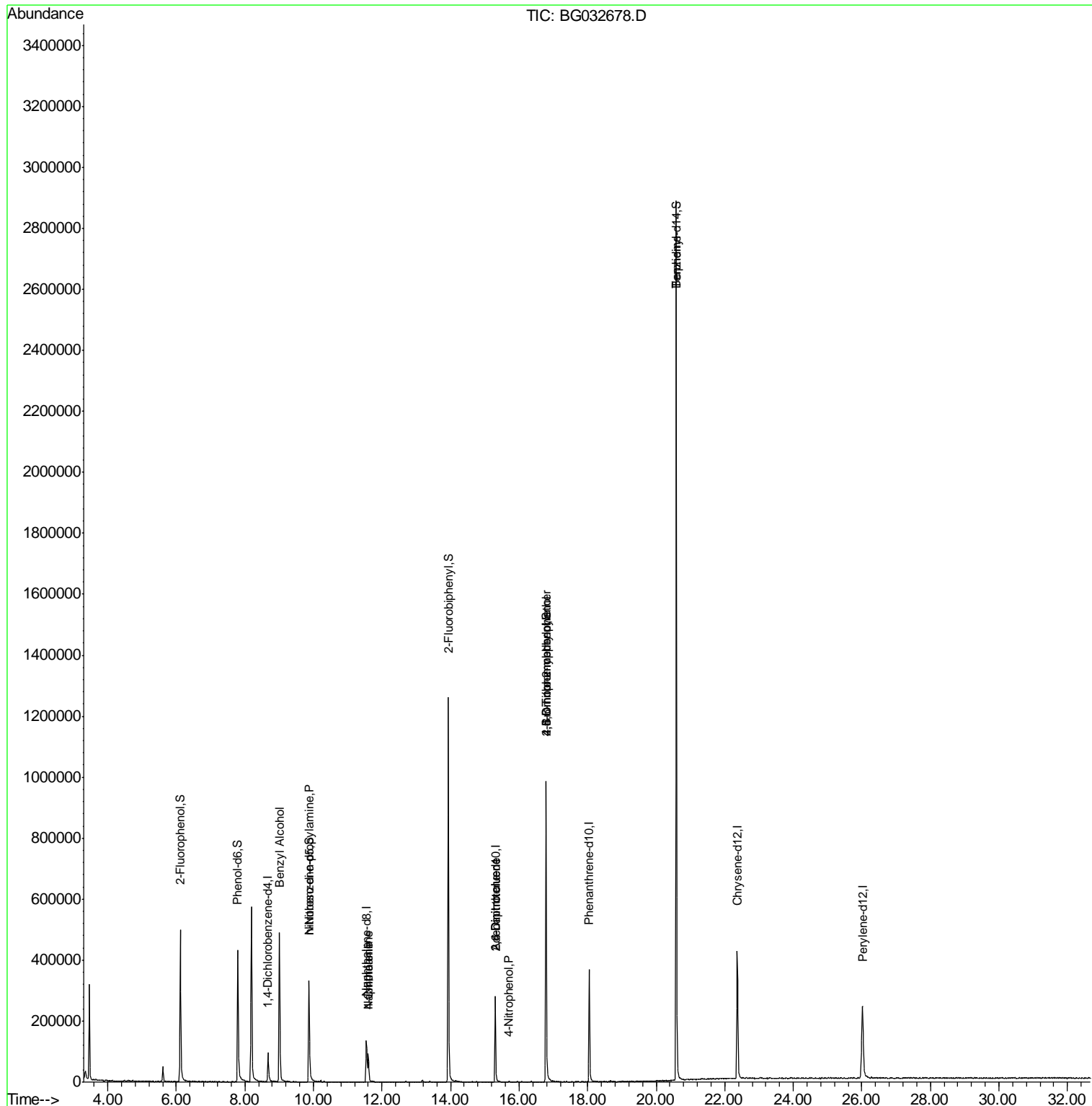
Internal Standards	R.T.	QIon	Response	Conc	Units	Dev(Min)	
1) 1,4-Dichlorobenzene-d4	8.67	152	36673	20.00	ng	0.00	
21) Naphthalene-d8	11.54	136	150350	20.00	ng	0.00	
38) Acenaphthene-d10	15.31	164	110024	20.00	ng	0.00	
63) Phenanthrene-d10	18.04	188	284786	20.00	ng	0.00	
75) Chrysene-d12	22.37	240	358407	20.00	ng	0.00	
86) Perylene-d12	26.02	264	361327	20.00	ng	0.00	
System Monitoring Compounds							
5) 2-Fluorophenol	6.12	112	262574	143.65	ng	0.00	
7) Phenol-d6	7.79	99	290251	116.13	ng	0.00	
23) Nitrobenzene-d5	9.87	82	231522	97.87	ng	0.00	
41) 2,4,6-Tribromophenol	16.79	330	218601	129.03	ng	0.00	
44) 2-Fluorobiphenyl	13.94	172	795130	90.37	ng	0.00	
78) Terphenyl-d14	20.59	244	1573182	100.04	ng	0.00	
Target Compounds						Qvalue	
15) Benzyl Alcohol	9.01	79	4733	2.53	ng	#	44
19) n-Nitroso-di-n-propylamine	9.87	70	34605	20.59	ng	#	75
31) Naphthalene	11.60	128	91419	12.52	ng	#	96
33) 4-Chloroaniline	11.60	127	12528	4.32	ng	#	46
50) 2,6-Dinitrotoluene	15.31	165	13494	6.89	ng	#	18
55) 4-Nitrophenol	15.70	139	149	5.59	ng	#	1
56) 2,4-Dinitrotoluene	15.31	165	13494	5.00	ng	#	16
64) 4,6-Dinitro-2-methylphenol	16.79	198	511	5.24	ng	#	1
66) 4-Bromophenyl-phenylether	16.79	248	19615	4.81	ng	#	1
76) Benzidine	20.59	184	23878	2.83	ng	#	87

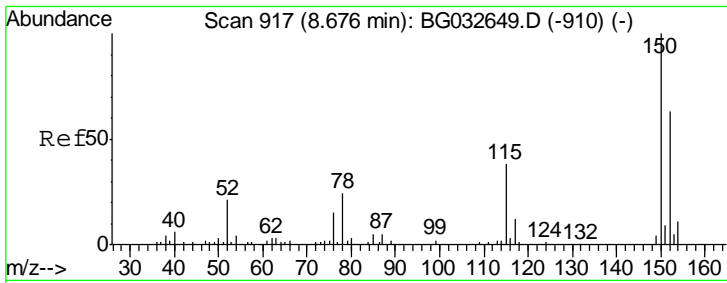
(#) = qualifier out of range (m) = manual integration (+) = signals summed

Data Path : Z:\HPCHEM1\BNA G\DATA\BG021318\  
 Data File : BG032678.D  
 Acq On : 14 Feb 2018 5:07  
 Operator : SJ/JU  
 Sample : J1397-08  
 Misc :  
 ALS Vial : 23 Sample Multiplier: 1

Instrument :  
 BNA\_G  
 ClientSampled :

Quant Time: Feb 14 06:31:03 2018  
 Quant Method : Z:\HPCHEM1\BNA G\METHODS\8270-BG021218.M  
 Quant Title : ASP BNA STANDARDS FOR 5 POINT CALIBRATION  
 QLast Update : Mon Feb 12 18:08:01 2018  
 Response via : Initial Calibration

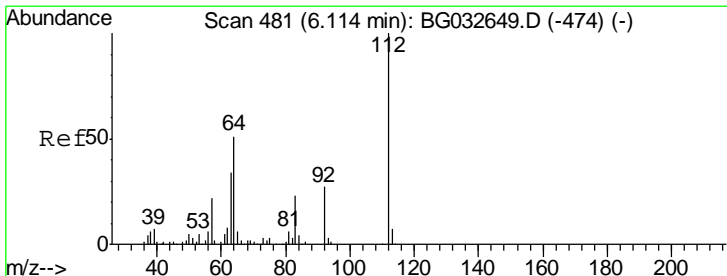
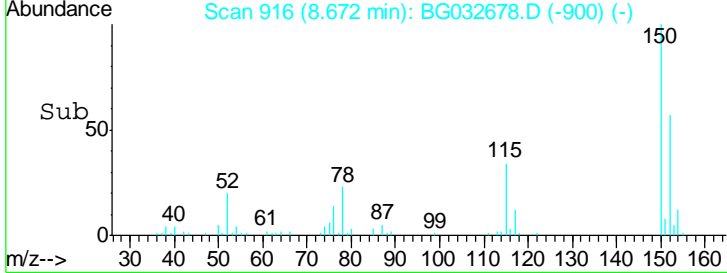
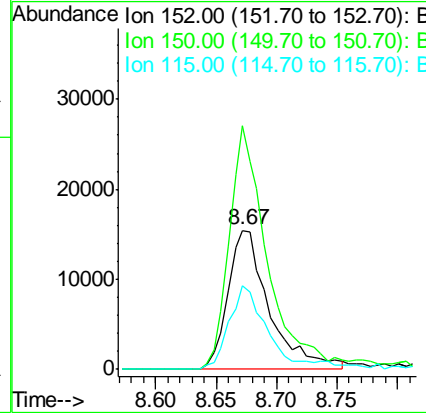
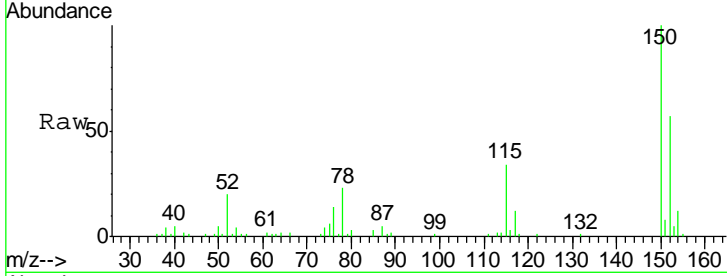




#1  
 1,4-Dichlorobenzene-d4  
 Concen: 20.00 ng  
 RT: 8.67 min Scan# 916  
 Delta R.T. -0.00 min  
 Lab File: BG032678.D  
 Acq: 14 Feb 2018 5:07

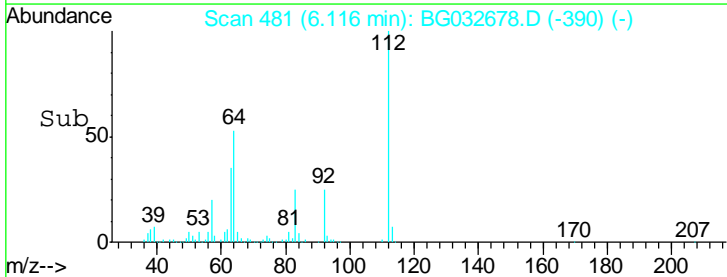
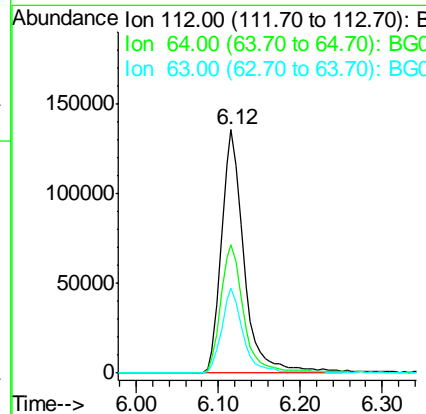
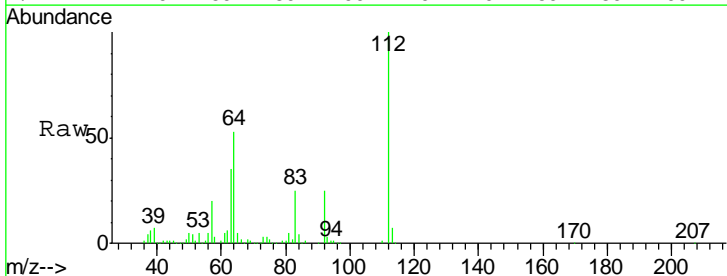
Instrument :  
 BNA\_G  
 ClientSampled :

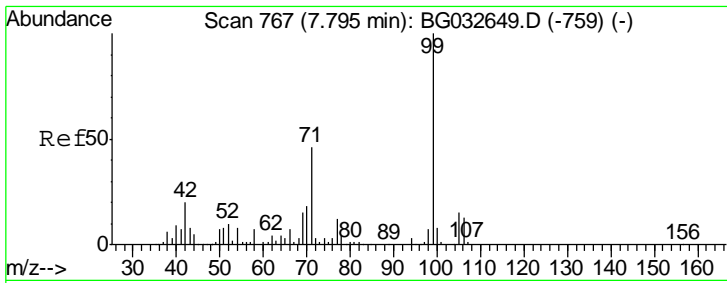
Tgt Ion	Resp	Lower	Upper
152	36673		
150	174.8	126.6	189.8
115	59.9	53.0	79.4



#5  
 2-Fluorophenol  
 Concen: 143.65 ng  
 RT: 6.12 min Scan# 481  
 Delta R.T. 0.00 min  
 Lab File: BG032678.D  
 Acq: 14 Feb 2018 5:07

Tgt Ion	Resp	Lower	Upper
112	262574		
64	53.0	56.3	84.5#
63	35.0	30.1	45.1

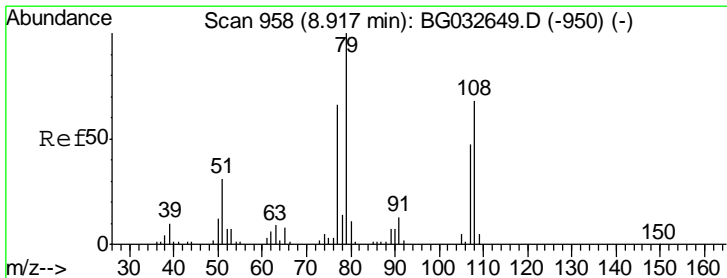
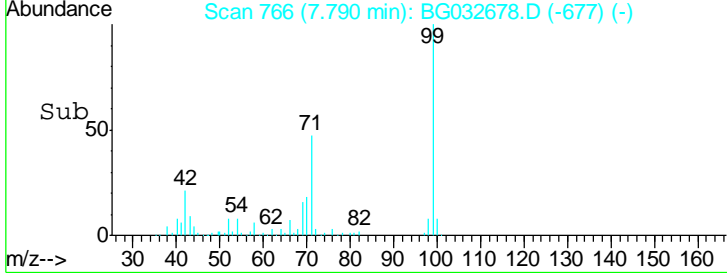
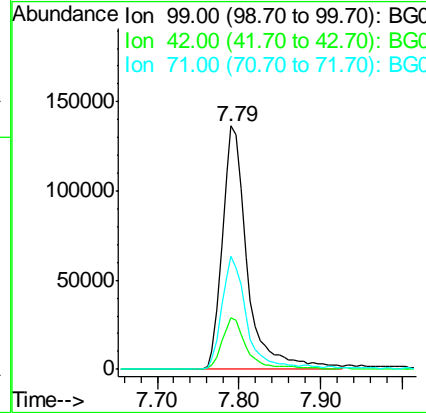
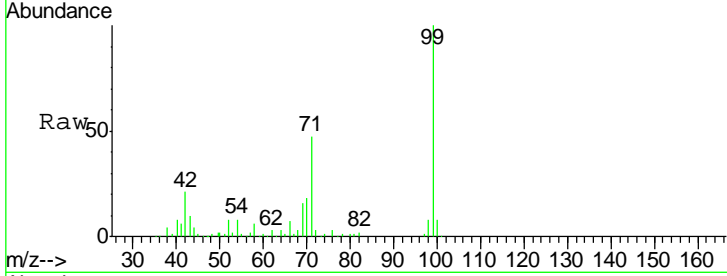




#7  
 Phenol-d6  
 Concen: 116.13 ng  
 RT: 7.79 min Scan# 766  
 Delta R.T. -0.00 min  
 Lab File: BG032678.D  
 Acq: 14 Feb 2018 5:07

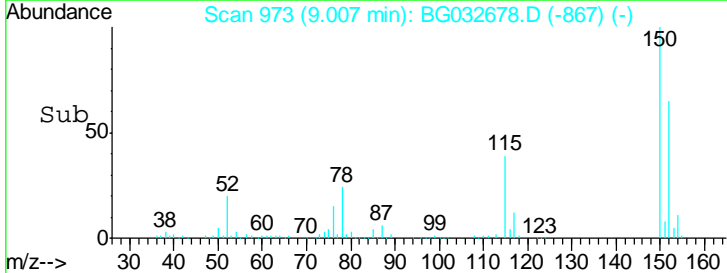
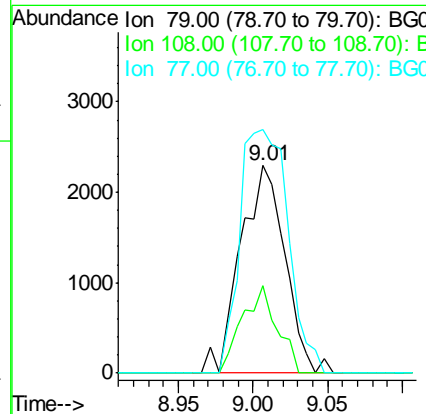
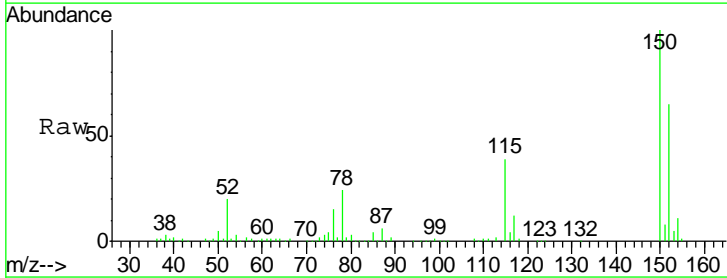
Instrument :  
 BNA\_G  
 ClientSampled :

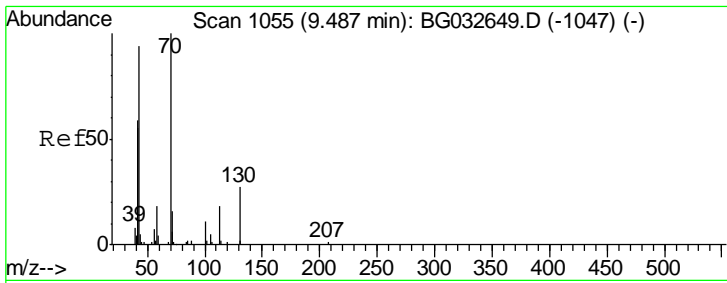
Tgt Ion	Resp	Lower	Upper
99	290251		
42	21.5	14.1	21.1#
71	46.7	26.1	39.1#



#15  
 Benzyl Alcohol  
 Concen: 2.53 ng  
 RT: 9.01 min Scan# 973  
 Delta R.T. 0.09 min  
 Lab File: BG032678.D  
 Acq: 14 Feb 2018 5:07

Tgt Ion	Resp	Lower	Upper
79	4733		
108	42.1	57.2	85.8#
77	117.4	46.1	69.1#

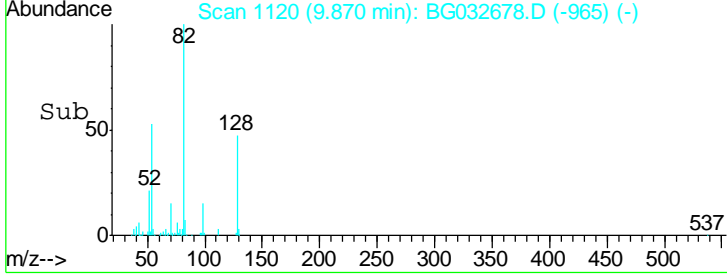
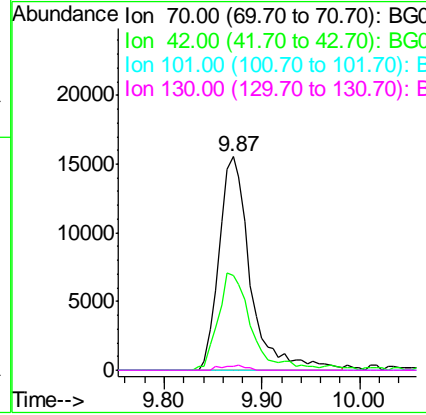
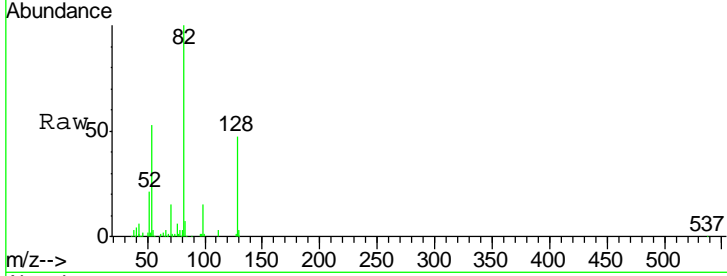




#19  
 n-Nitroso-di-n-propylamine  
 Concen: 20.59 ng  
 RT: 9.87 min Scan# 1120  
 Delta R.T. 0.38 min  
 Lab File: BG032678.D  
 Acq: 14 Feb 2018 5:07

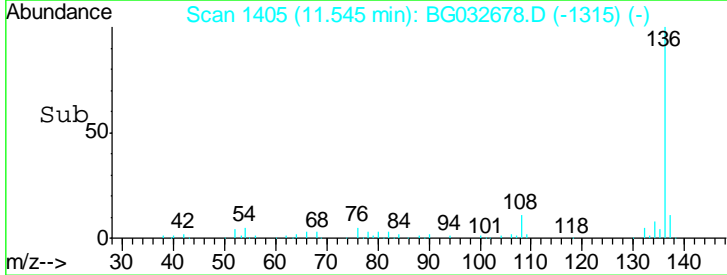
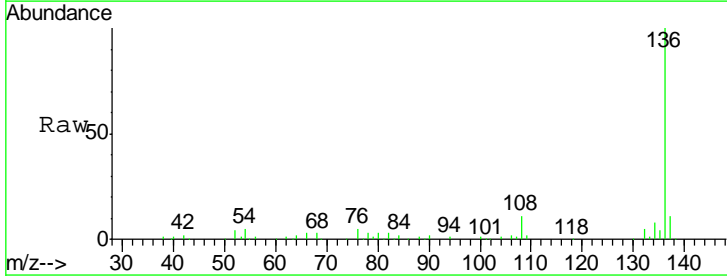
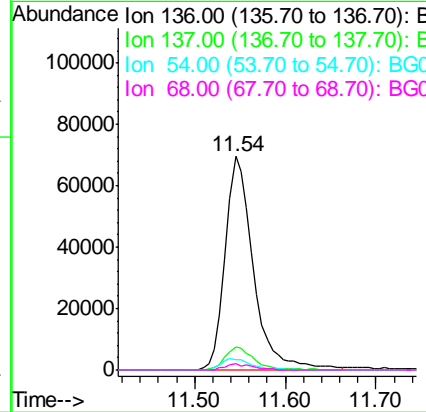
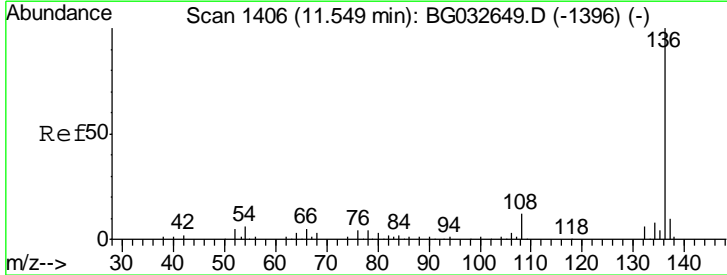
Instrument :  
 BNA\_G  
 ClientSampled :

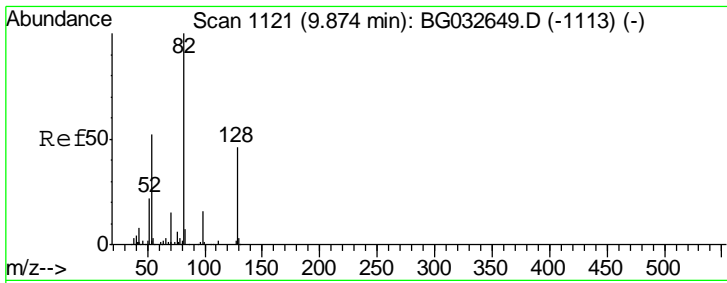
Tgt Ion	Resp	Lower	Upper
70	100		
42	44.5	49.1	73.7#
101	0.0	8.5	12.7#
130	1.9	13.4	20.0#



#21  
 Naphthalene-d8  
 Concen: 20.00 ng  
 RT: 11.54 min Scan# 1405  
 Delta R.T. -0.00 min  
 Lab File: BG032678.D  
 Acq: 14 Feb 2018 5:07

Tgt Ion	Resp	Lower	Upper
136	100		
137	10.9	9.2	13.8
54	5.1	10.3	15.5#
68	3.4	4.5	6.7#

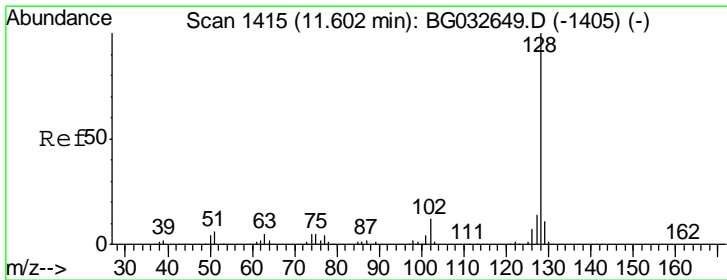
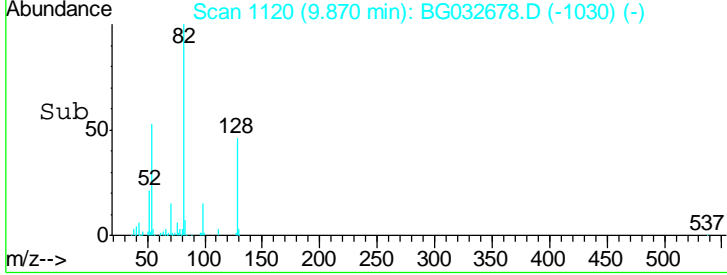
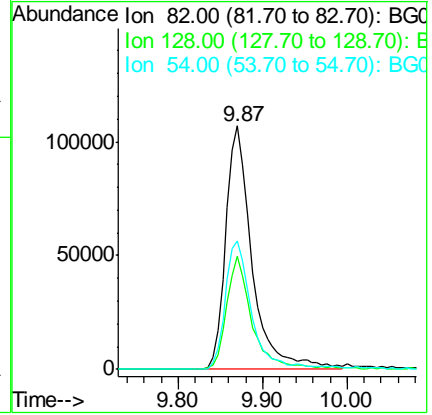
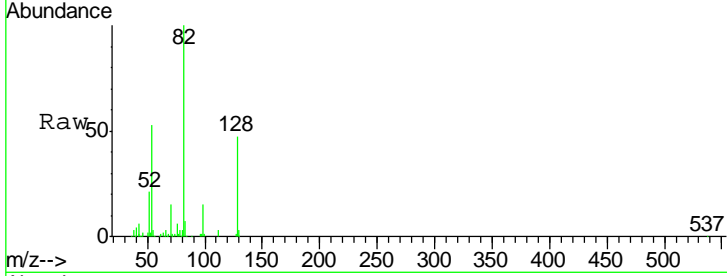




#23  
 Nitrobenzene-d5  
 Concen: 97.87 ng  
 RT: 9.87 min Scan# 1120  
 Delta R.T. -0.00 min  
 Lab File: BG032678.D  
 Acq: 14 Feb 2018 5:07

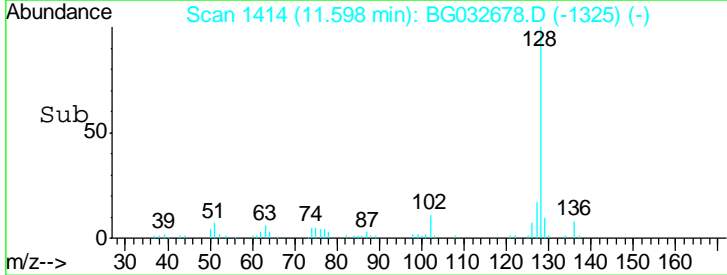
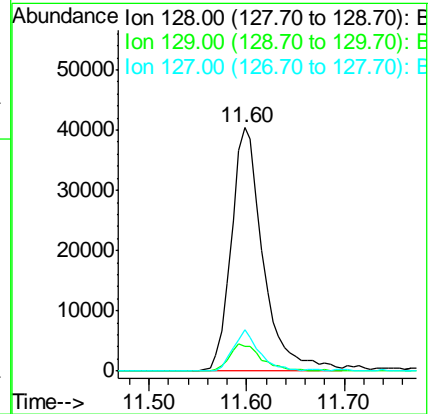
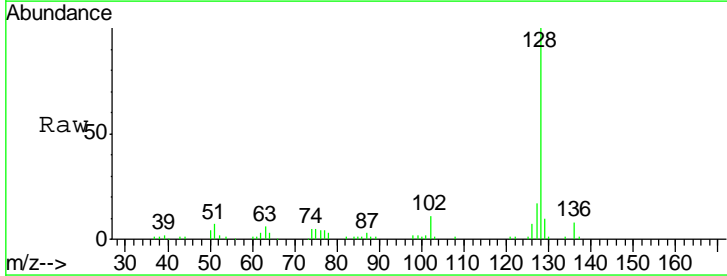
Instrument :  
 BNA\_G  
 ClientSampled :

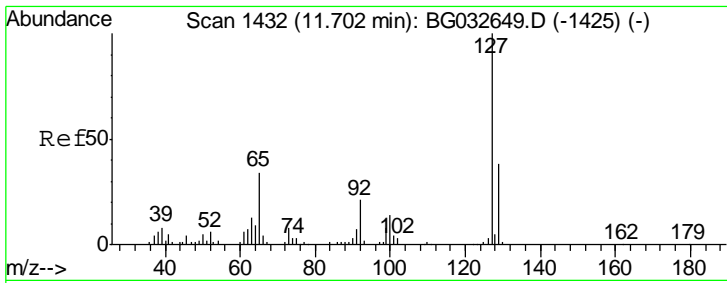
Tgt Ion	Resp	Lower	Upper
82	231522		
128	46.6	29.7	44.5#
54	52.9	43.1	64.7



#31  
 Naphthalene  
 Concen: 12.52 ng  
 RT: 11.60 min Scan# 1414  
 Delta R.T. -0.00 min  
 Lab File: BG032678.D  
 Acq: 14 Feb 2018 5:07

Tgt Ion	Resp	Lower	Upper
128	91419		
129	10.2	8.6	12.8
127	17.0	11.6	17.4

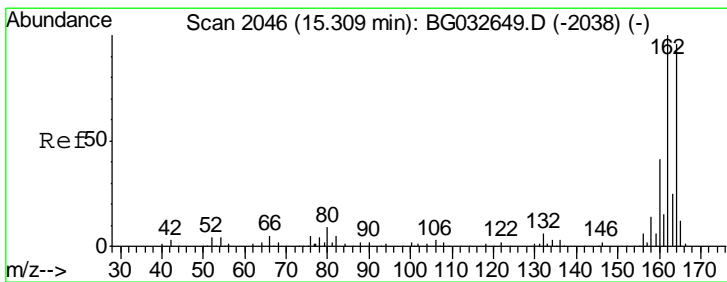
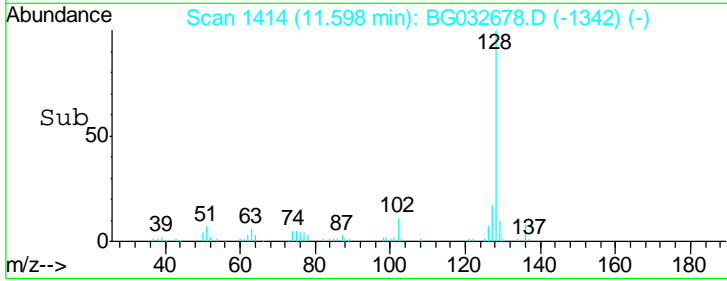
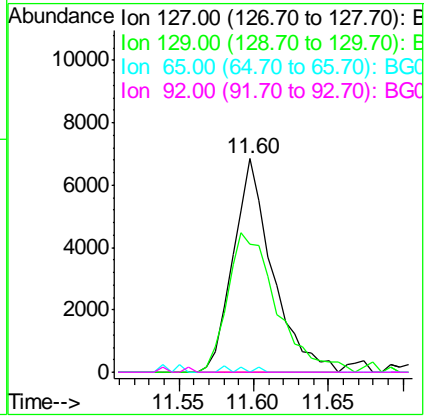
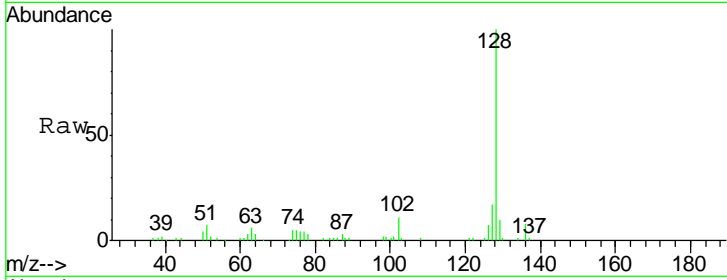




#33  
 4-Chloroaniline  
 Concen: 4.32 ng  
 RT: 11.60 min Scan# 1414  
 Delta R.T. -0.10 min  
 Lab File: BG032678.D  
 Acq: 14 Feb 2018 5:07

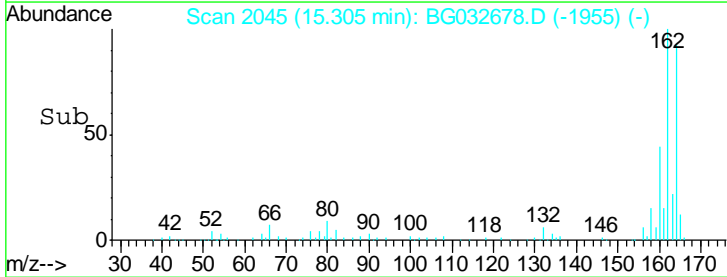
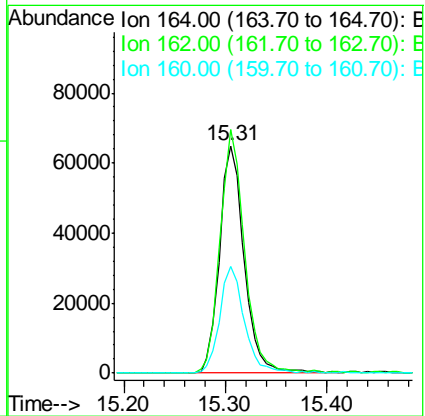
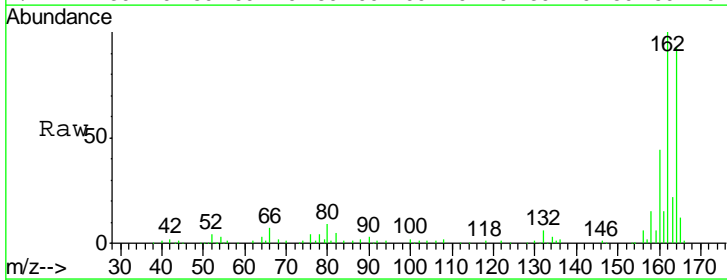
Instrument :  
 BNA\_G  
 ClientSampled :

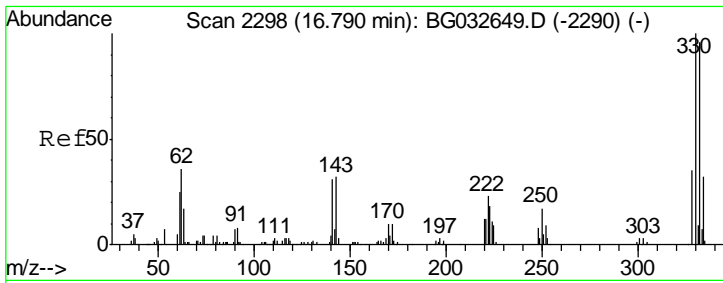
Tgt Ion	Resp	Lower	Upper
127	12528		
129	60.2	24.0	36.0#
65	0.0	27.0	40.4#
92	0.0	16.6	25.0#



#38  
 Acenaphthene-d10  
 Concen: 20.00 ng  
 RT: 15.31 min Scan# 2045  
 Delta R.T. -0.00 min  
 Lab File: BG032678.D  
 Acq: 14 Feb 2018 5:07

Tgt Ion	Resp	Lower	Upper
164	110024		
162	107.1	78.8	118.2
160	47.0	35.4	53.0

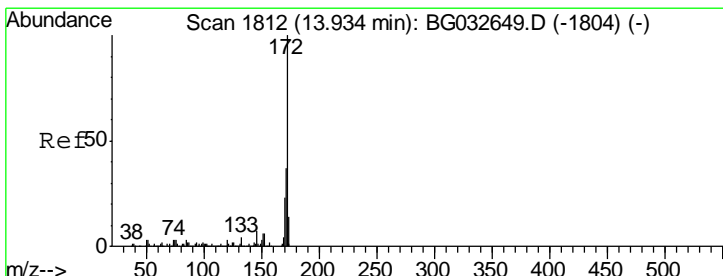
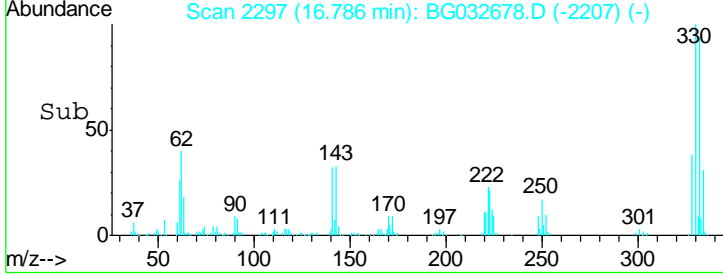
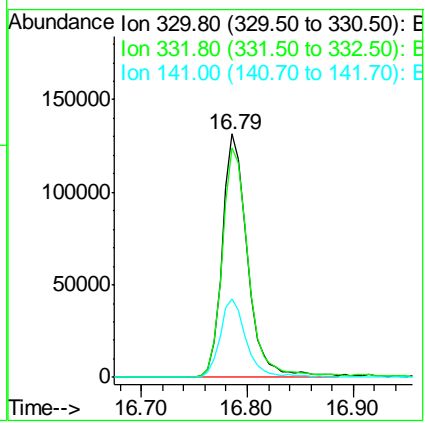
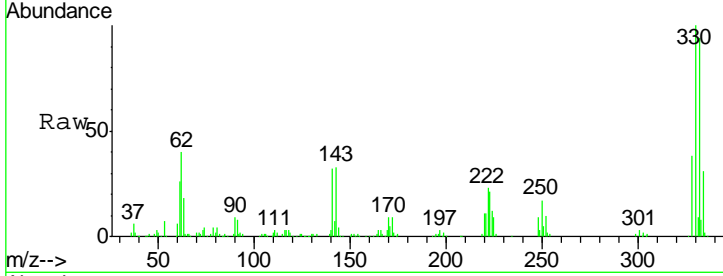




#41  
 2,4,6-Tribromophenol  
 Concen: 129.03 ng  
 RT: 16.79 min Scan# 2297  
 Delta R.T. -0.00 min  
 Lab File: BG032678.D  
 Acq: 14 Feb 2018 5:07

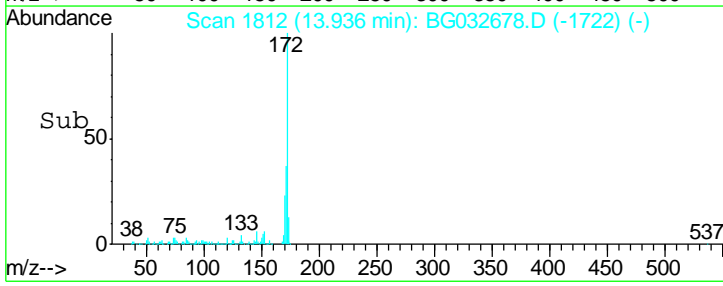
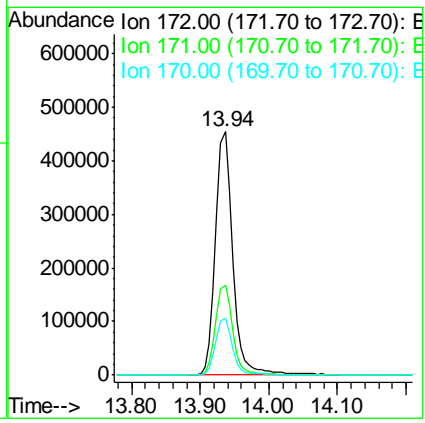
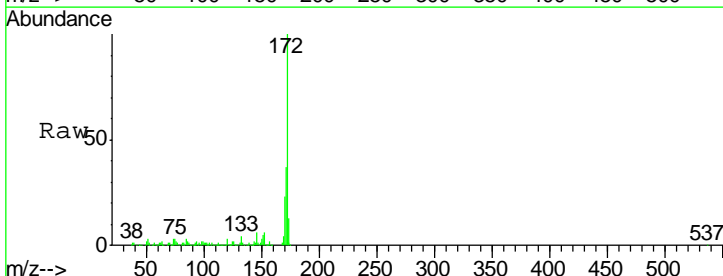
Instrument :  
 BNA\_G  
 ClientSampled :

Tgt Ion	Resp	Lower	Upper
330	100		
332	97.7	77.0	115.6
141	33.3	25.2	37.8

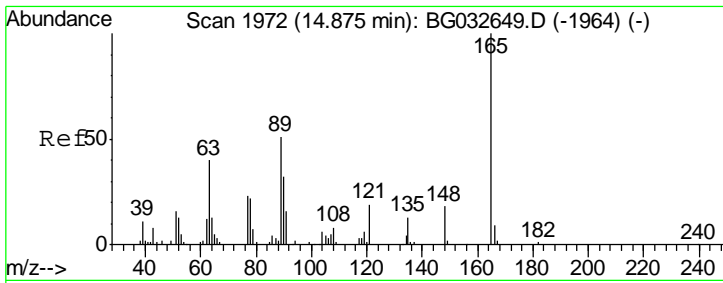


#44  
 2-Fluorobiphenyl  
 Concen: 90.37 ng  
 RT: 13.94 min Scan# 1812  
 Delta R.T. 0.00 min  
 Lab File: BG032678.D  
 Acq: 14 Feb 2018 5:07

Tgt Ion	Resp	Lower	Upper
172	100		
171	37.2	30.0	45.0
170	23.1	19.5	29.3



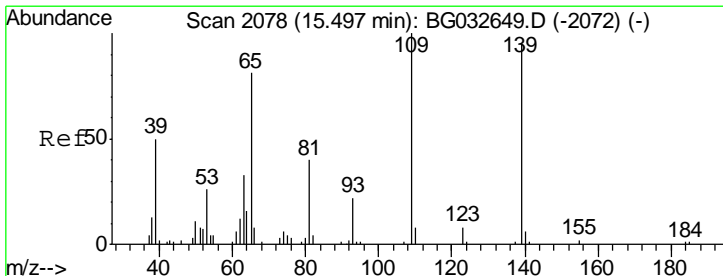
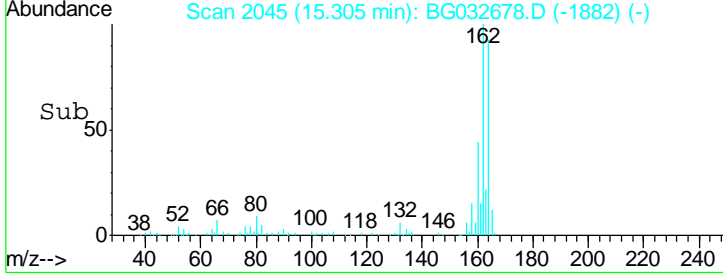
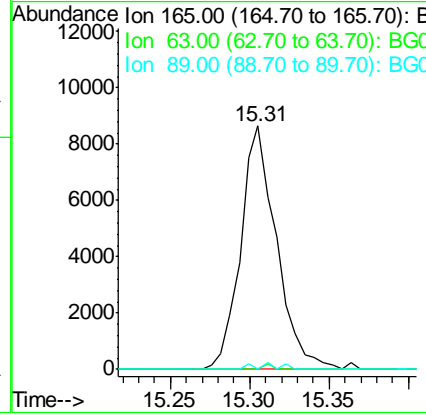
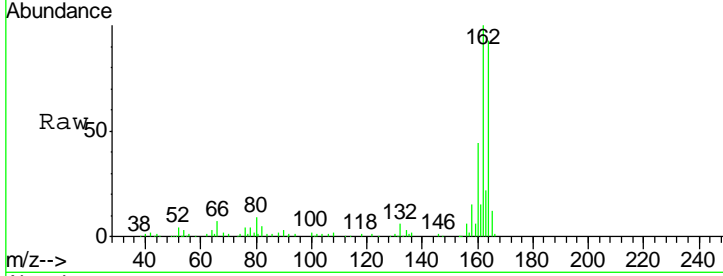




#50  
 2,6-Dinitrotoluene  
 Concen: 6.89 ng  
 RT: 15.31 min Scan# 2045  
 Delta R.T. 0.43 min  
 Lab File: BG032678.D  
 Acq: 14 Feb 2018 5:07

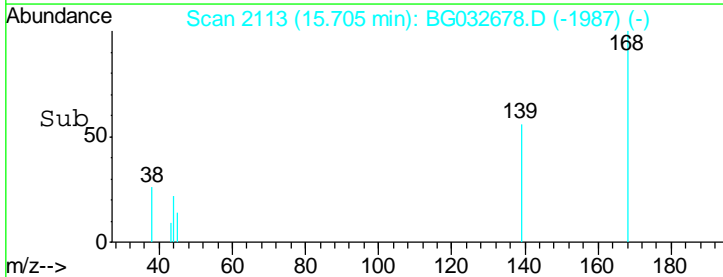
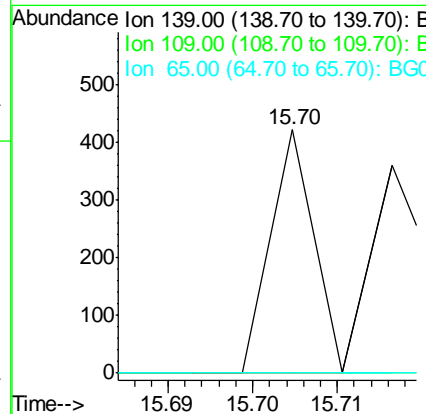
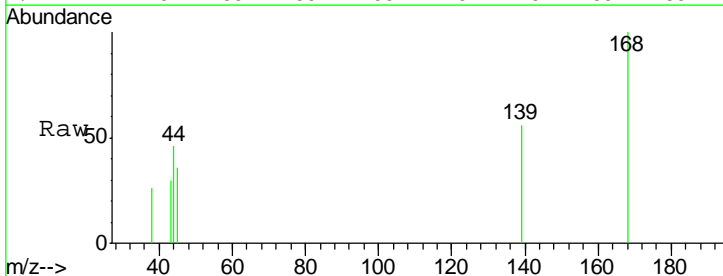
Instrument :  
 BNA\_G  
 ClientSampled :

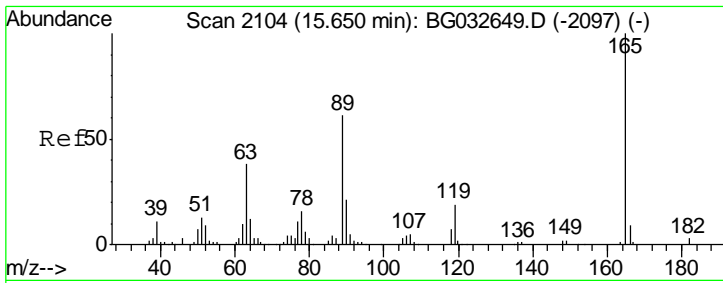
Tgt Ion	Resp	Lower	Upper
165	100		
63	0.0	52.7	79.1#
89	0.0	49.2	73.8#



#55  
 4-Nitrophenol  
 Concen: 5.59 ng  
 RT: 15.70 min Scan# 2113  
 Delta R.T. 0.21 min  
 Lab File: BG032678.D  
 Acq: 14 Feb 2018 5:07

Tgt Ion	Resp	Lower	Upper
139	100		
109	0.0	62.2	102.2#
65	0.0	97.2	137.2#

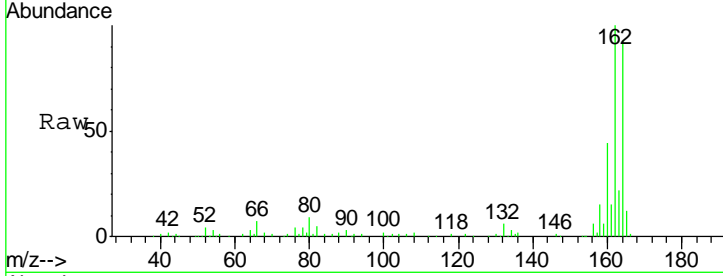




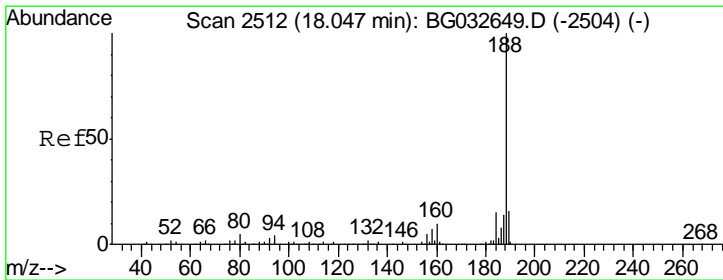
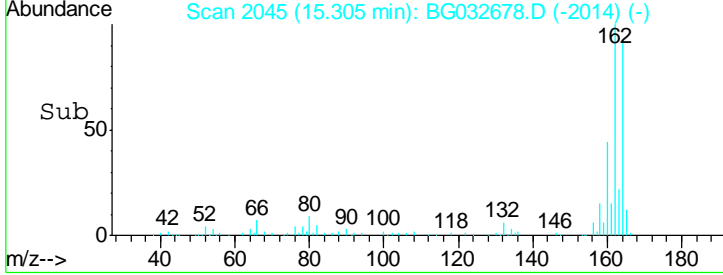
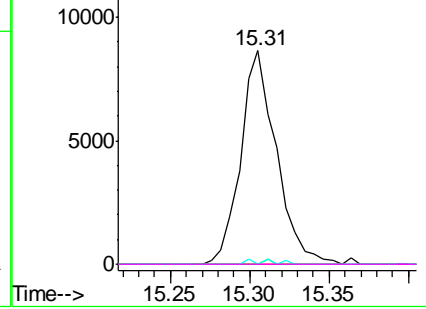
#56  
 2,4-Dinitrotoluene  
 Concen: 5.00 ng  
 RT: 15.31 min Scan# 2045  
 Delta R.T. -0.34 min  
 Lab File: BG032678.D  
 Acq: 14 Feb 2018 5:07

Instrument :  
 BNA\_G  
 ClientSampled :

Tgt Ion	Resp	Lower	Upper
165	13494		
63	0.0	42.0	63.0#
89	0.0	66.9	100.3#
182	0.0	2.6	3.8#

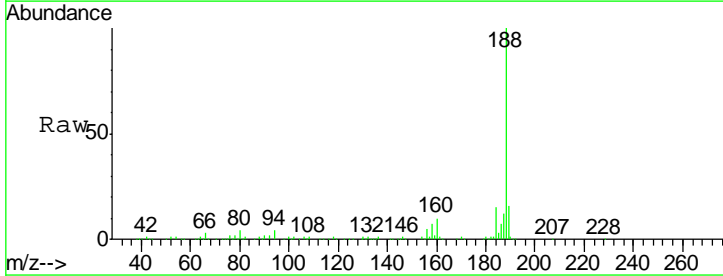


Abundance Ion 165.00 (164.70 to 165.70): E  
 Ion 63.00 (62.70 to 63.70): BGC  
 Ion 89.00 (88.70 to 89.70): BGC  
 Ion 182.00 (181.70 to 182.70): E

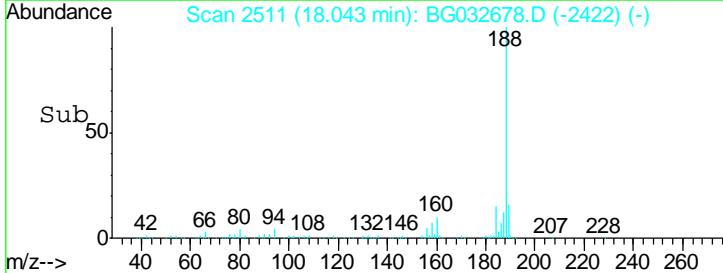
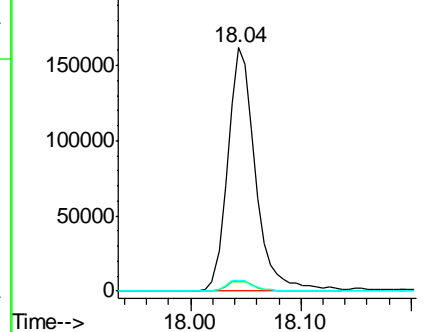


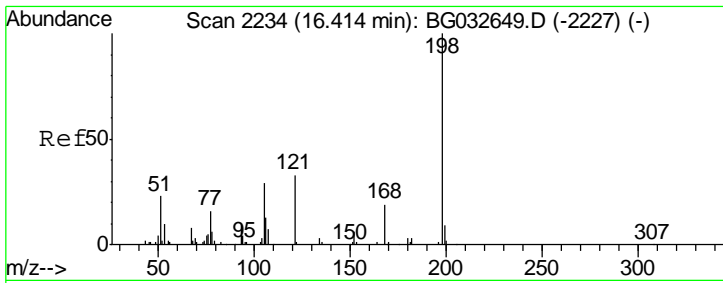
#63  
 Phenanthrene-d10  
 Concen: 20.00 ng  
 RT: 18.04 min Scan# 2511  
 Delta R.T. -0.00 min  
 Lab File: BG032678.D  
 Acq: 14 Feb 2018 5:07

Tgt Ion	Resp	Lower	Upper
188	284786		
94	3.8	6.9	10.3#
80	4.3	7.7	11.5#



Abundance Ion 188.00 (187.70 to 188.70): E  
 Ion 94.00 (93.70 to 94.70): BGC  
 Ion 80.00 (79.70 to 80.70): BGC

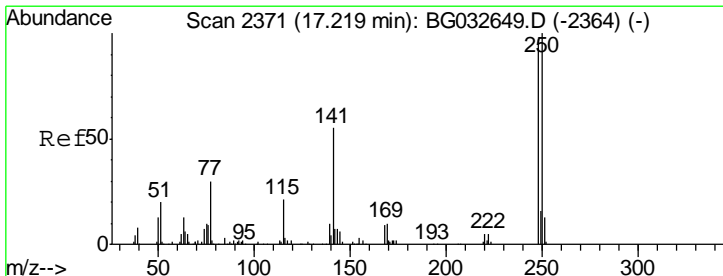
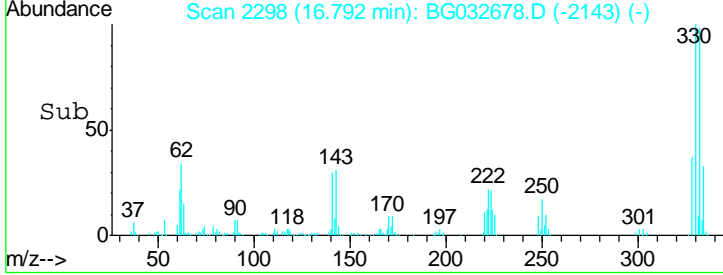
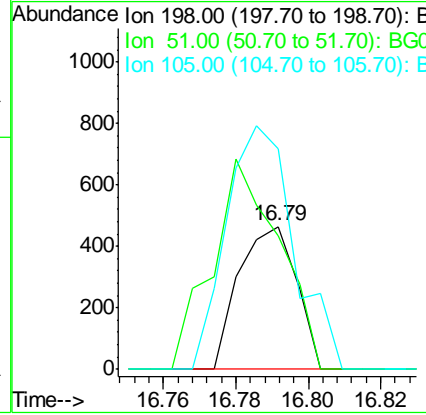
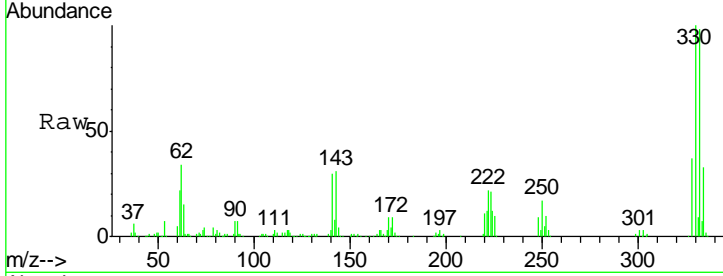




#64  
 4,6-Dinitro-2-methylphenol  
 Concen: 5.24 ng  
 RT: 16.79 min Scan# 2298  
 Delta R.T. 0.38 min  
 Lab File: BG032678.D  
 Acq: 14 Feb 2018 5:07

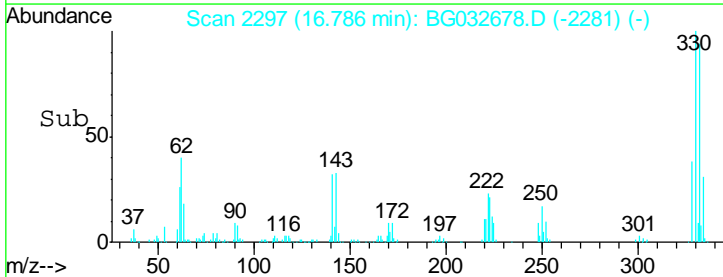
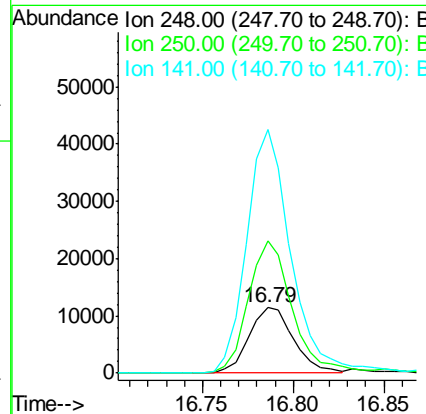
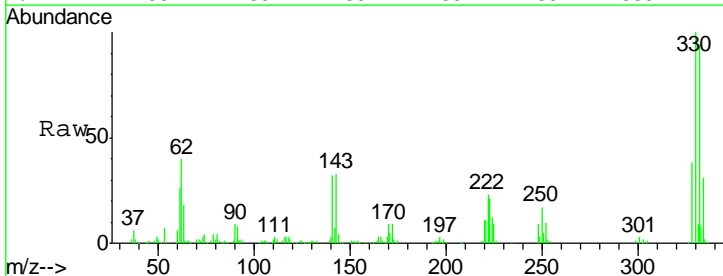
Instrument :  
 BNA\_G  
 ClientSampled :

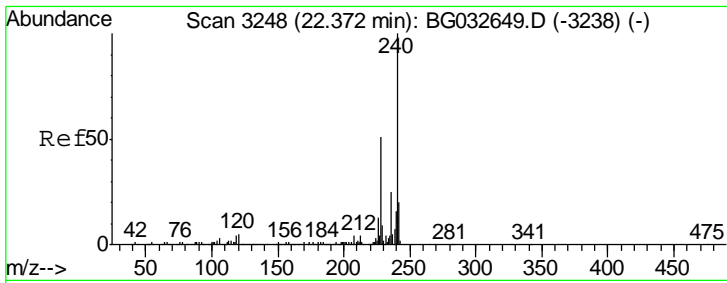
Tgt Ion	Resp	Lower	Upper
198	100		
51	93.8	30.6	70.6#
105	155.0	23.8	63.8#



#66  
 4-Bromophenyl-phenylether  
 Concen: 4.81 ng  
 RT: 16.79 min Scan# 2297  
 Delta R.T. -0.43 min  
 Lab File: BG032678.D  
 Acq: 14 Feb 2018 5:07

Tgt Ion	Resp	Lower	Upper
248	100		
250	200.8	77.1	115.7#
141	371.3	50.8	76.2#

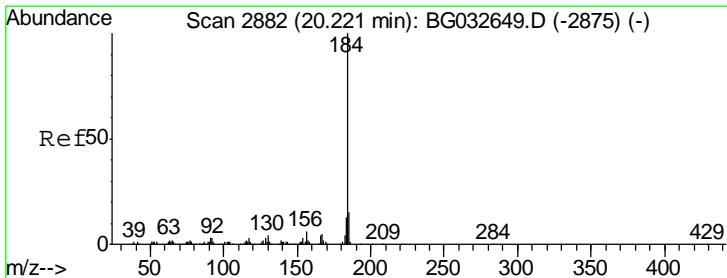
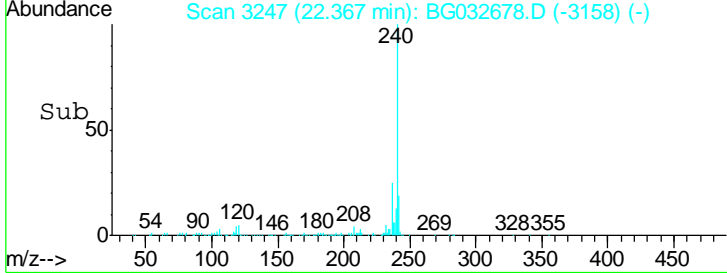
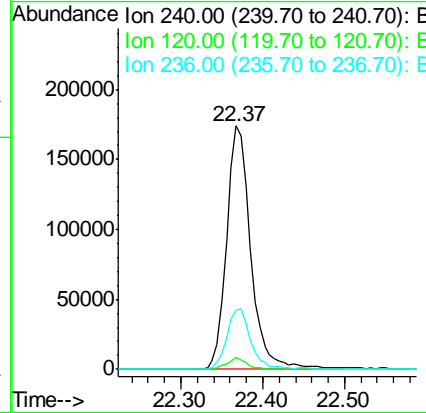
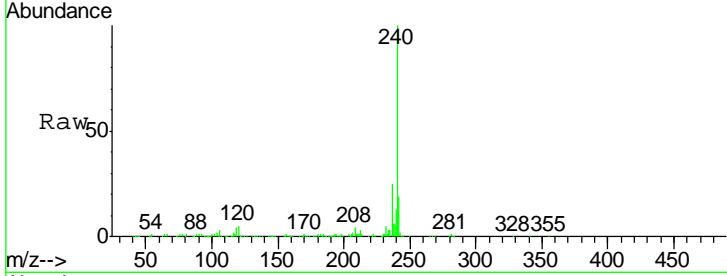




#75  
 Chrysene-d12  
 Concen: 20.00 ng  
 RT: 22.37 min Scan# 3247  
 Delta R.T. -0.00 min  
 Lab File: BG032678.D  
 Acq: 14 Feb 2018 5:07

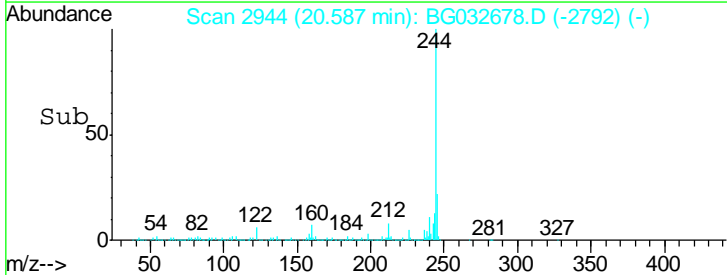
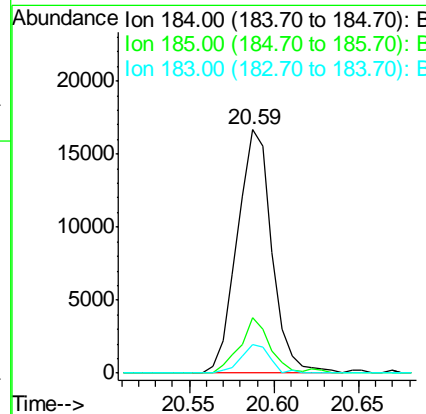
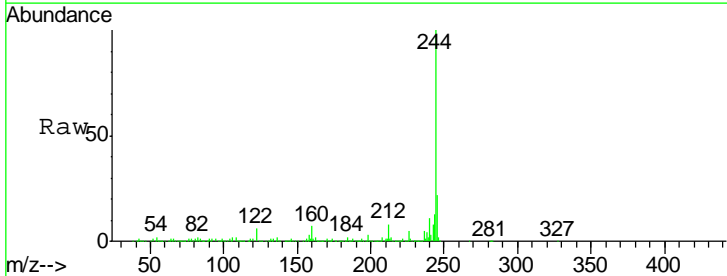
Instrument :  
 BNA\_G  
 ClientSampled :

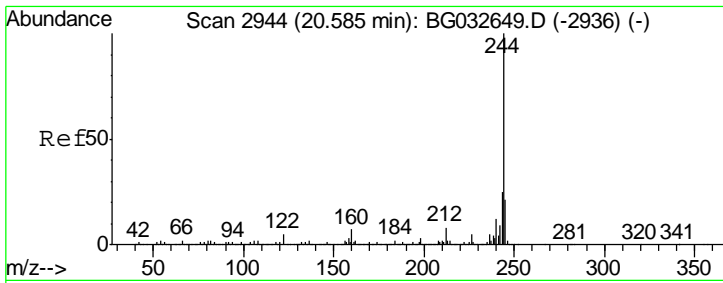
Tgt Ion	Resp	Lower	Upper
240	100		
120	4.7	6.8	10.2#
236	24.6	20.9	31.3



#76  
 Benzidine  
 Concen: 2.83 ng  
 RT: 20.59 min Scan# 2944  
 Delta R.T. 0.37 min  
 Lab File: BG032678.D  
 Acq: 14 Feb 2018 5:07

Tgt Ion	Resp	Lower	Upper
184	100		
185	22.9	11.1	16.7#
183	11.9	10.6	16.0



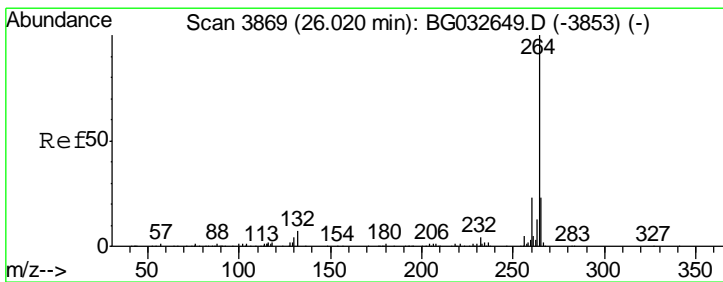
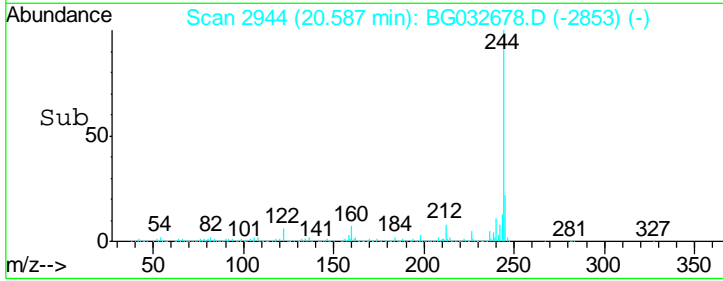
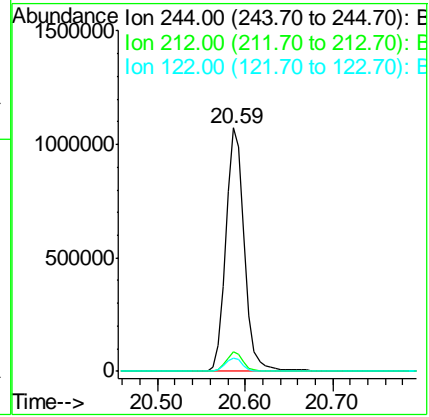
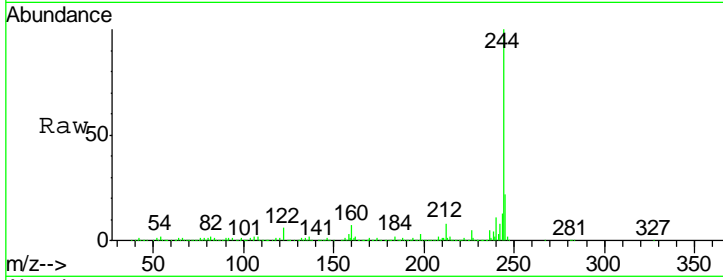


#78  
 Terphenyl-d14  
 Concen: 100.04 ng  
 RT: 20.59 min Scan# 2944  
 Delta R.T. 0.00 min  
 Lab File: BG032678.D  
 Acq: 14 Feb 2018 5:07

Instrument :  
 BNA\_G  
 ClientSampled :

Tgt Ion: 244 Resp: 1573182

Ion	Ratio	Lower	Upper
244	100		
212	8.2	5.8	8.8
122	5.7	7.0	10.4



#86  
 Perylene-d12  
 Concen: 20.00 ng  
 RT: 26.02 min Scan# 3869  
 Delta R.T. 0.00 min  
 Lab File: BG032678.D  
 Acq: 14 Feb 2018 5:07

Tgt Ion: 264 Resp: 361327

Ion	Ratio	Lower	Upper
264	100		
260	22.9	17.4	26.0
265	21.7	17.7	26.5

