

Data Path : Z:\HPCHEM1\BNA G\DATA\BG021418\
 Data File : BG032693.D
 Acq On : 14 Feb 2018 22:39
 Operator : SJ/JU
 Sample : PB106539BSD
 Misc :
 ALS Vial : 13 Sample Multiplier: 1

Instrument :
 BNA_G
 ClientSampled :

Quant Time: Feb 15 02:55:40 2018
 Quant Method : Z:\HPCHEM1\BNA G\METHODS\8270-BG021218.M
 Quant Title : ASP BNA STANDARDS FOR 5 POINT CALIBRATION
 QLast Update : Mon Feb 12 18:08:01 2018
 Response via : Initial Calibration

Internal Standards	R.T.	QIon	Response	Conc	Units	Dev(Min)
1) 1,4-Dichlorobenzene-d4	8.66	152	30385	20.00	ng	-0.02
21) Naphthalene-d8	11.54	136	120082	20.00	ng	-0.01
38) Acenaphthene-d10	15.30	164	88260	20.00	ng	-0.01
63) Phenanthrene-d10	18.03	188	238851	20.00	ng	-0.01
75) Chrysene-d12	22.35	240	299493	20.00	ng	-0.02
86) Perylene-d12	25.98	264	329541	20.00	ng	-0.04

System Monitoring Compounds

5) 2-Fluorophenol	6.10	112	108985	71.96	ng	-0.01
7) Phenol-d6	7.79	99	158465	76.52	ng	0.00
23) Nitrobenzene-d5	9.84	82	129594	68.59	ng	-0.03
41) 2,4,6-Tribromophenol	16.78	330	144082	106.02	ng	-0.01
44) 2-Fluorobiphenyl	13.92	172	605983	85.86	ng	-0.01
78) Terphenyl-d14	20.58	244	1129591	85.96	ng	0.00

Target Compounds

Target Compounds	R.T.	QIon	Response	Conc	Units	Qvalue
2) 1,4-Dioxane	3.76	88	14359	22.67	ng	# 78
3) Pyridine	4.21	79	39564	24.35	ng	# 78
4) n-Nitrosodimethylamine	4.13	42	22272	29.17	ng	# 61
6) Aniline	7.95	93	29194	11.93	ng	93
8) 2-Chlorophenol	8.21	128	80112	46.00	ng	# 81
9) Benzaldehyde	7.76	77	11793	9.64	ng	94
10) Phenol	7.81	94	80125	39.78	ng	88
11) bis(2-Chloroethyl)ether	8.05	93	53339	33.03	ng	# 82
12) 1,3-Dichlorobenzene	8.54	146	93205	37.95	ng	97
13) 1,4-Dichlorobenzene	8.69	146	95751	39.46	ng	95
14) 1,2-Dichlorobenzene	9.02	146	94708	38.70	ng	98
15) Benzyl Alcohol	8.90	79	61816	39.83	ng	94
16) 2,2'-oxybis(1-Chloropropan	9.18	45	55905	32.17	ng	60
17) 2-Methylphenol	9.10	107	58117	40.75	ng	95
18) Hexachloroethane	9.77	117	33865	38.22	ng	# 83
19) n-Nitroso-di-n-propylamine	9.47	70	49943	35.87	ng	# 93
20) 3+4-Methylphenols	9.44	107	80966	37.56	ng	94
22) Acetophenone	9.50	105	108026	42.30	ng	# 94
24) Nitrobenzene	9.90	77	58476	29.56	ng	# 90
25) Isophorone	10.41	82	141786	39.36	ng	# 87
26) 2-Nitrophenol	10.63	139	43262	40.89	ng	# 80
27) 2,4-Dimethylphenol	10.66	122	79191	56.97	ng	96
28) bis(2-Chloroethoxy)methane	10.90	93	77289	41.97	ng	# 92
29) 2,4-Dichlorophenol	11.17	162	103962	51.10	ng	87
30) 1,2,4-Trichlorobenzene	11.39	180	116567	40.87	ng	# 96
31) Naphthalene	11.58	128	247261	42.41	ng	99
32) Benzoic acid	10.78	122	32225	30.67	ng	90
33) 4-Chloroaniline	11.68	127	35156	15.20	ng	97
34) Hexachlorobutadiene	11.85	225	91571	39.17	ng	94
35) Caprolactam	12.45	113	28436	49.22	ng	# 49
36) 4-Chloro-3-methylphenol	12.78	107	92376	50.48	ng	# 87
37) 2-Methylnaphthalene	13.15	142	208942	44.18	ng	98
39) 1,2,4,5-Tetrachlorobenzene	13.51	216	169451	40.65	ng	96
40) Hexachlorocyclopentadiene	13.48	237	217297	82.37	ng	92

Data Path : Z:\HPCHEM1\BNA G\DATA\BG021418\
 Data File : BG032693.D
 Acq On : 14 Feb 2018 22:39
 Operator : SJ/JU
 Sample : PB106539BSD
 Misc :
 ALS Vial : 13 Sample Multiplier: 1

Instrument :
 BNA_G
 ClientSampleId :

Quant Time: Feb 15 02:55:40 2018
 Quant Method : Z:\HPCHEM1\BNA G\METHODS\8270-BG021218.M
 Quant Title : ASP BNA STANDARDS FOR 5 POINT CALIBRATION
 QLast Update : Mon Feb 12 18:08:01 2018
 Response via : Initial Calibration

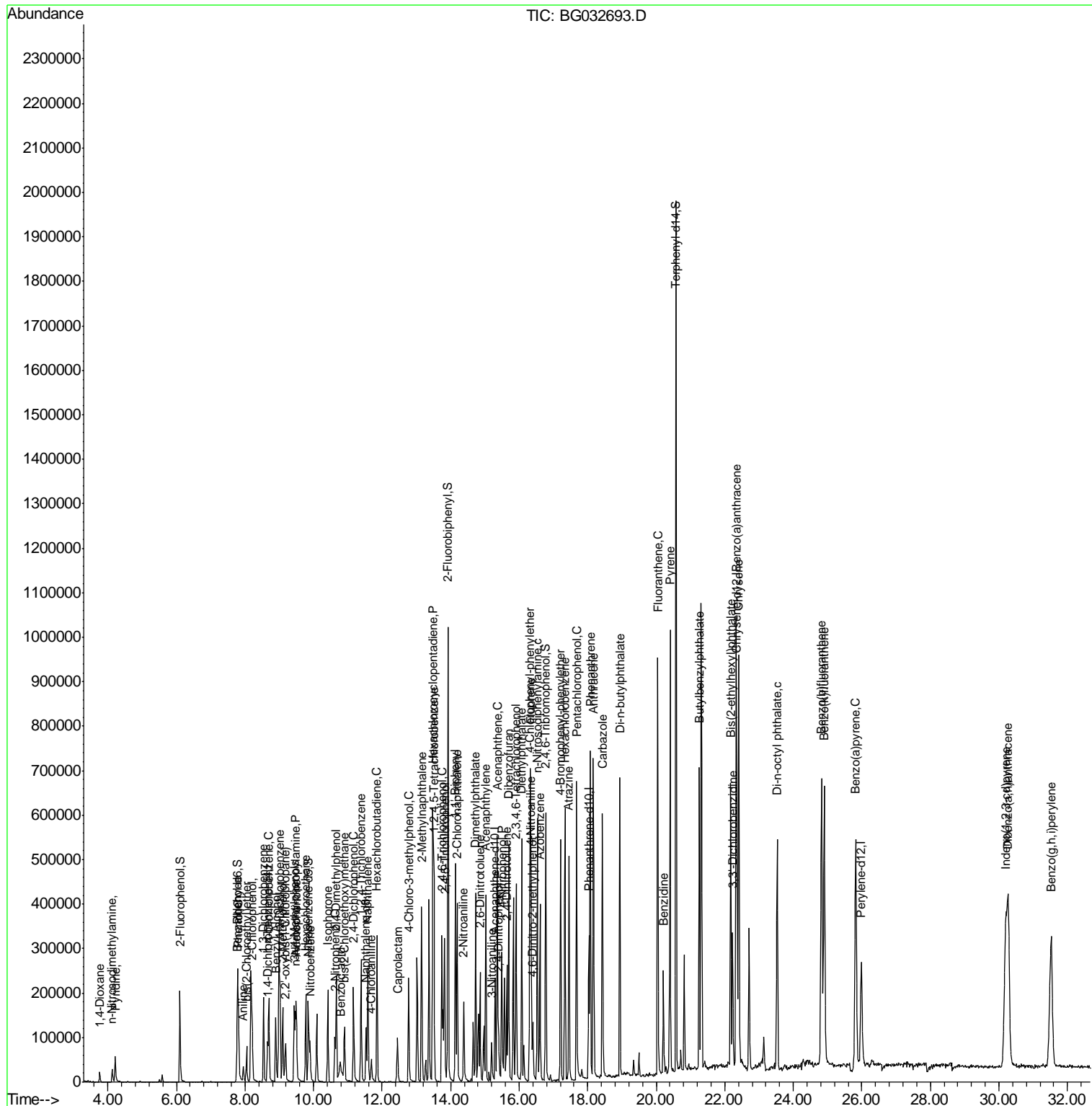
Internal Standards	R.T.	QIon	Response	Conc	Units	Dev(Min)
42) 2,4,6-Trichlorophenol	13.75	196	105427	50.67	ng	97
43) 2,4,5-Trichlorophenol	13.82	196	114816	44.28	ng	# 91
45) 1,1'-Biphenyl	14.13	154	303466	41.79	ng	97
46) 2-Chloronaphthalene	14.19	162	238995	41.59	ng	97
47) 2-Nitroaniline	14.38	65	54120	43.30	ng	# 77
48) Acenaphthylene	15.03	152	332100	39.28	ng	98
49) Dimethylphthalate	14.73	163	318625	41.76	ng	98
50) 2,6-Dinitrotoluene	14.86	165	65909	41.95	ng	# 77
51) Acenaphthene	15.36	154	247805	42.92	ng	100
52) 3-Nitroaniline	15.19	138	29834	21.50	ng	# 67
53) 2,4-Dinitrophenol	15.39	184	41338	53.24	ng	# 70
54) Dibenzofuran	15.69	168	385294	44.85	ng	97
55) 4-Nitrophenol	15.49	139	98008	94.20	ng	# 75
56) 2,4-Dinitrotoluene	15.64	165	103532	47.82	ng	# 69
57) Fluorene	16.34	166	319241	45.19	ng	99
58) 2,3,4,6-Tetrachlorophenol	15.91	232	126027	51.63	ng	# 84
59) Diethylphthalate	16.07	149	325192	43.81	ng	97
60) 4-Chlorophenyl-phenylether	16.31	204	205307	44.02	ng	95
61) 4-Nitroaniline	16.35	138	55806	39.01	ng	81
62) Azobenzene	16.61	77	204343	42.85	ng	# 83
64) 4,6-Dinitro-2-methylphenol	16.40	198	43690	27.54	ng	73
65) n-Nitrosodiphenylamine	16.53	169	288510	41.19	ng	99
66) 4-Bromophenyl-phenylether	17.21	248	147257	43.08	ng	95
67) Hexachlorobenzene	17.34	284	156834	42.72	ng	# 91
68) Atrazine	17.45	200	138444	46.08	ng	98
69) Pentachlorophenol	17.67	266	151064	67.21	ng	98
70) Phenanthrene	18.08	178	535694	41.75	ng	100
71) Anthracene	18.16	178	564255	42.98	ng	97
72) Carbazole	18.43	167	465914	41.62	ng	98
73) Di-n-butylphthalate	18.94	149	540530	42.89	ng	100
74) Fluoranthene	20.04	202	699632	40.84	ng	94
76) Benzidine	20.21	184	166715	23.64	ng	98
77) Pyrene	20.40	202	728544	40.89	ng	99
79) Butylbenzylphthalate	21.26	149	255657	43.56	ng	# 75
80) Benzo(a)anthracene	22.34	228	796489	42.48	ng	99
81) 3,3'-Dichlorobenzidine	22.22	252	146931	20.98	ng	# 95
82) Chrysene	22.41	228	751817	40.66	ng	99
83) Bis(2-ethylhexyl)phthalate	22.18	149	336909	39.80	ng	# 97
84) Di-n-octyl phthalate	23.53	149	572621	43.12	ng	# 89
85) Indeno(1,2,3-cd)pyrene	30.20	276	936216	42.74	ng	# 85
87) Benzo(b)fluoranthene	24.83	252	811573	41.32	ng	# 96
88) Benzo(k)fluoranthene	24.90	252	809183	39.81	ng	# 94
89) Benzo(a)pyrene	25.82	252	773147	40.41	ng	# 94
90) Dibenzo(a,h)anthracene	30.26	278	783017	41.11	ng	# 94
91) Benzo(g,h,i)perylene	31.53	276	775977	42.14	ng	# 90

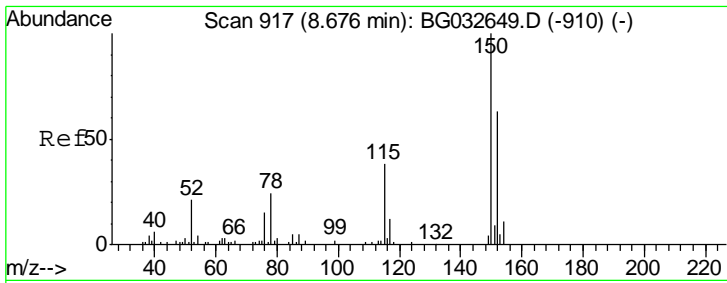
(#) = qualifier out of range (m) = manual integration (+) = signals summed

Data Path : Z:\HPCHEM1\BNA G\DATA\BG021418\
 Data File : BG032693.D
 Acq On : 14 Feb 2018 22:39
 Operator : SJ/JU
 Sample : PB106539BSD
 Misc :
 ALS Vial : 13 Sample Multiplier: 1

Instrument :
 BNA_G
 Client Sampled :

Quant Time: Feb 15 02:55:40 2018
 Quant Method : Z:\HPCHEM1\BNA G\METHODS\8270-BG021218.M
 Quant Title : ASP BNA STANDARDS FOR 5 POINT CALIBRATION
 QLast Update : Mon Feb 12 18:08:01 2018
 Response via : Initial Calibration

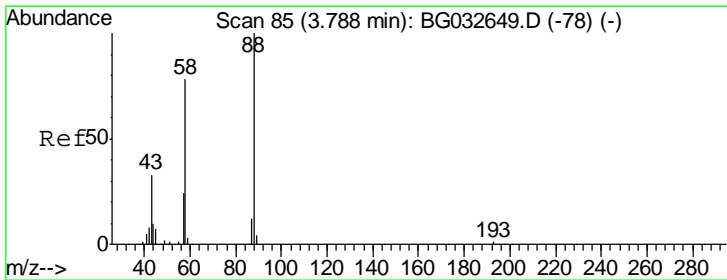
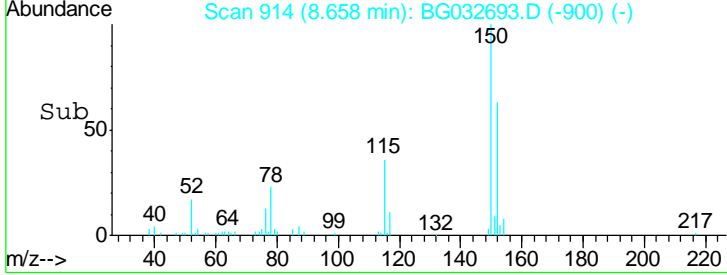
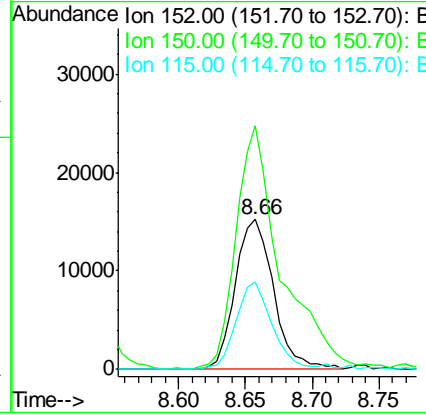
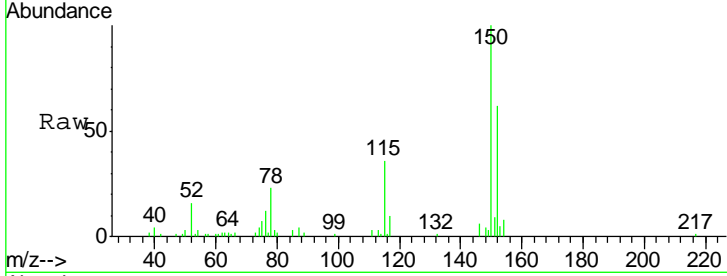




#1
 1,4-Dichlorobenzene-d4
 Concen: 20.00 ng
 RT: 8.66 min Scan# 914
 Delta R.T. -0.02 min
 Lab File: BG032693.D
 Acq: 14 Feb 2018 22:39

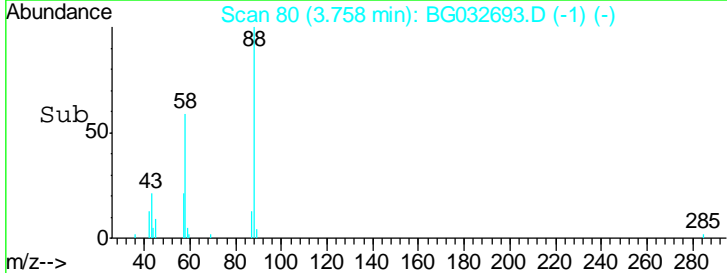
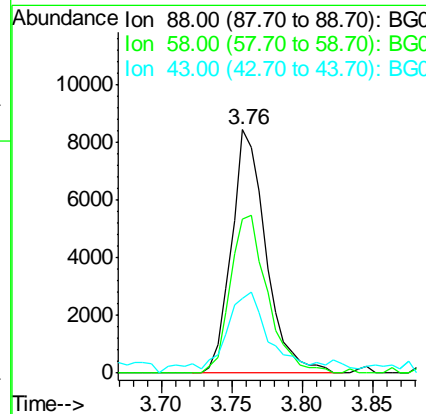
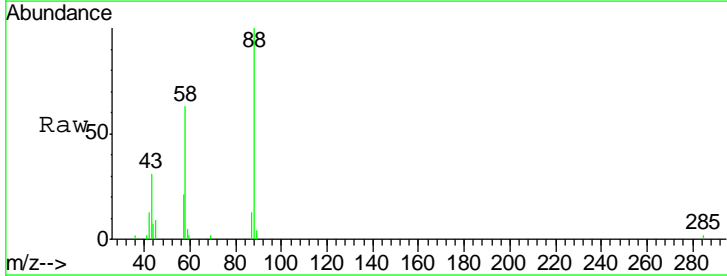
Instrument :
 BNA_G
 ClientSampled :

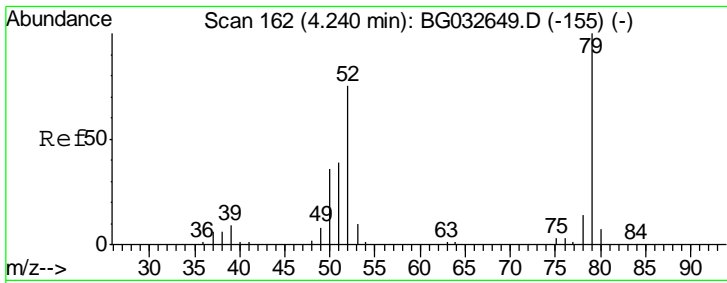
Tgt Ion	Resp	Lower	Upper
152	30385		
150	162.5	126.6	189.8
115	58.2	53.0	79.4



#2
 1,4-Dioxane
 Concen: 22.67 ng
 RT: 3.76 min Scan# 80
 Delta R.T. -0.03 min
 Lab File: BG032693.D
 Acq: 14 Feb 2018 22:39

Tgt Ion	Resp	Lower	Upper
88	14359		
58	70.0	79.6	119.4#
43	34.8	27.4	41.0

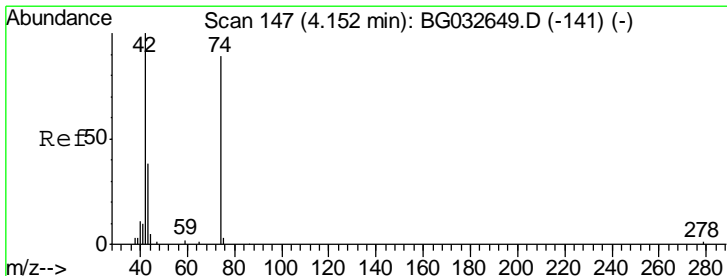
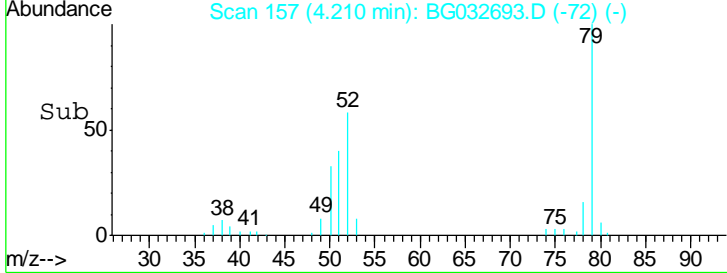
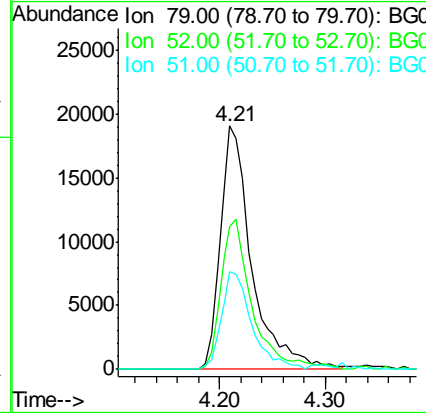
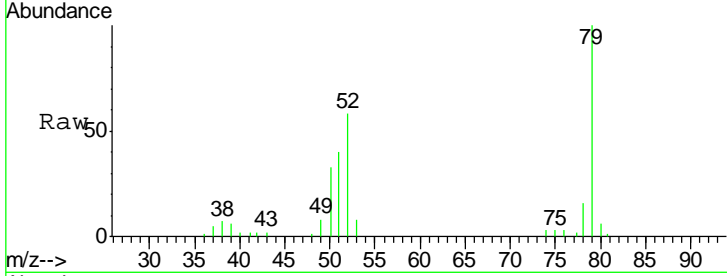




#3
 Pyridine
 Concen: 24.35 ng
 RT: 4.21 min Scan# 157
 Delta R.T. -0.03 min
 Lab File: BG032693.D
 Acq: 14 Feb 2018 22:39

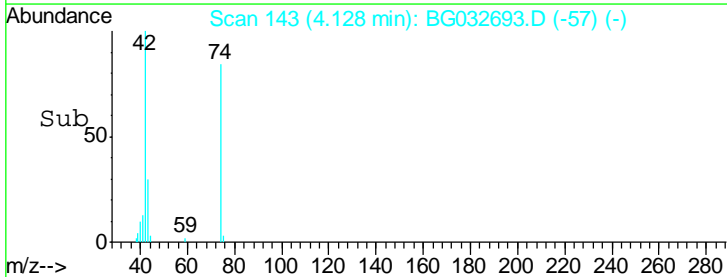
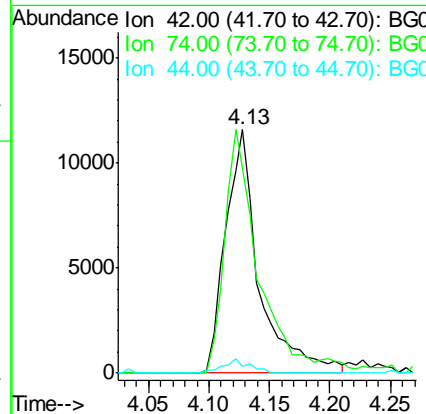
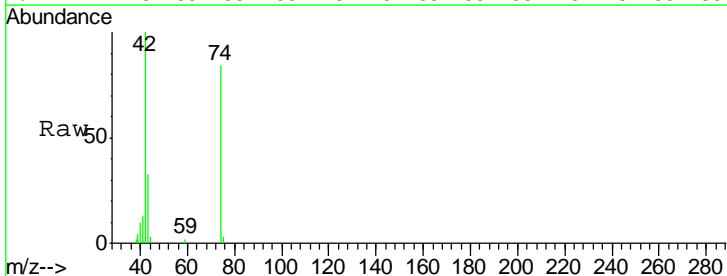
Instrument :
 BNA_G
 ClientSampled :

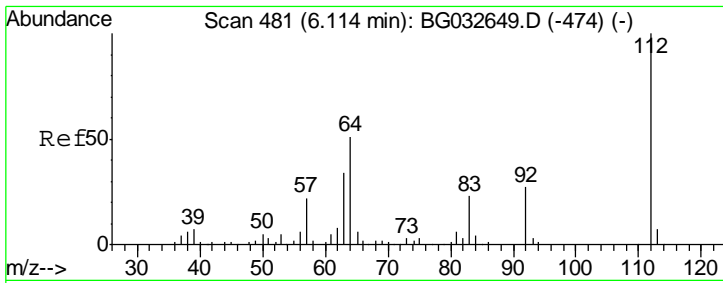
Tgt Ion	Resp	Lower	Upper
79	100		
52	58.3	69.9	104.9#
51	40.1	34.0	51.0



#4
 n-Nitrosodimethylamine
 Concen: 29.17 ng
 RT: 4.13 min Scan# 143
 Delta R.T. -0.02 min
 Lab File: BG032693.D
 Acq: 14 Feb 2018 22:39

Tgt Ion	Resp	Lower	Upper
42	100		
74	84.2	102.5	153.7#
44	2.9	18.9	28.3#

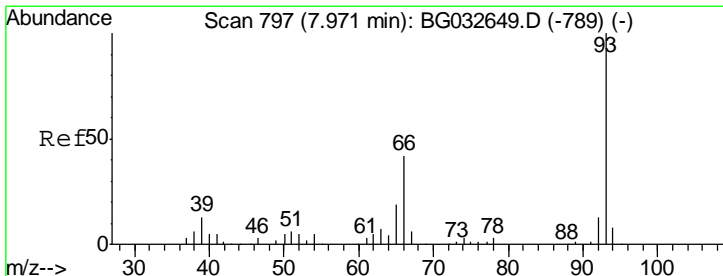
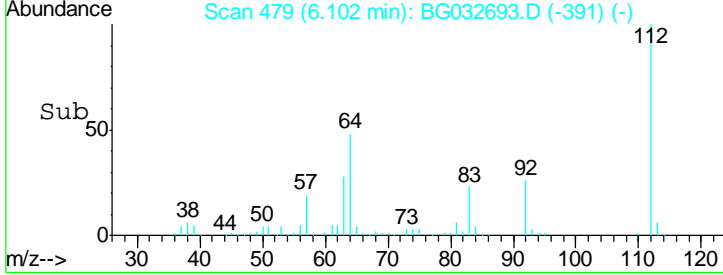
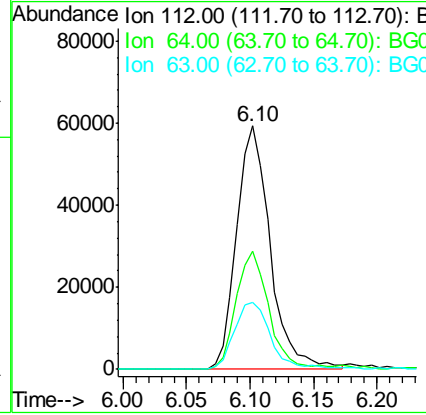
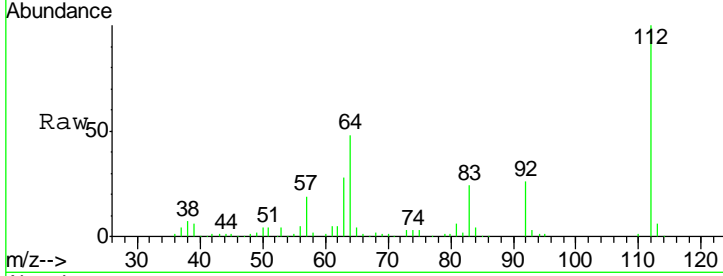




#5
 2-Fluorophenol
 Concen: 71.96 ng
 RT: 6.10 min Scan# 479
 Delta R.T. -0.01 min
 Lab File: BG032693.D
 Acq: 14 Feb 2018 22:39

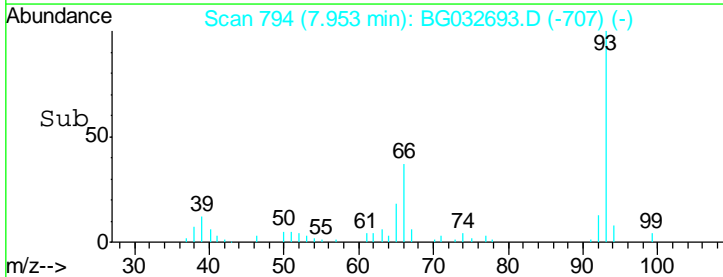
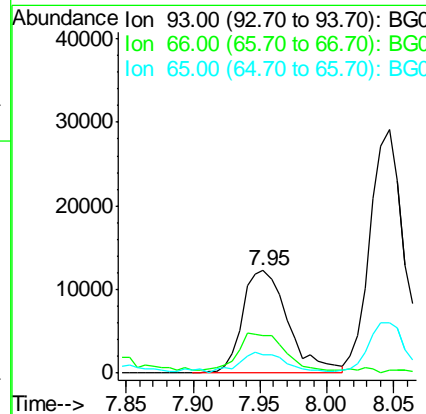
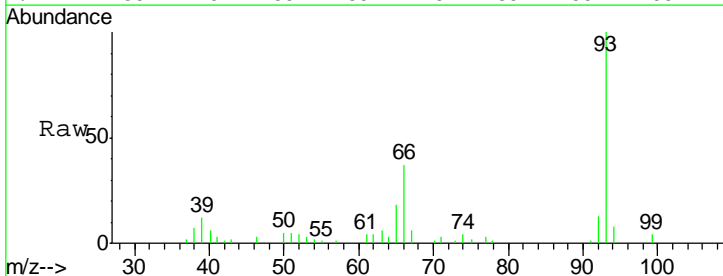
Instrument :
 BNA_G
 ClientSampled :

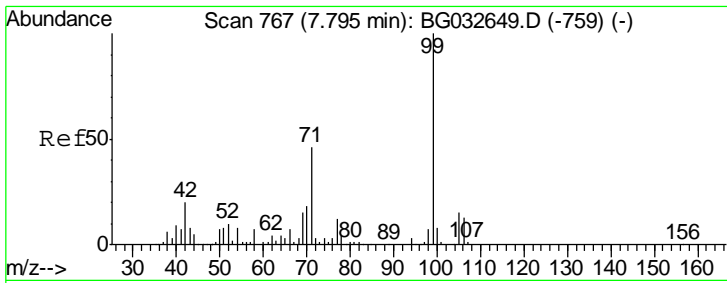
Tgt Ion	Resp	Lower	Upper
112	108985		
64	48.5	56.3	84.5#
63	27.7	30.1	45.1#



#6
 Aniline
 Concen: 11.93 ng
 RT: 7.95 min Scan# 794
 Delta R.T. -0.02 min
 Lab File: BG032693.D
 Acq: 14 Feb 2018 22:39

Tgt Ion	Resp	Lower	Upper
93	29194		
66	36.6	33.7	50.5
65	18.5	16.1	24.1

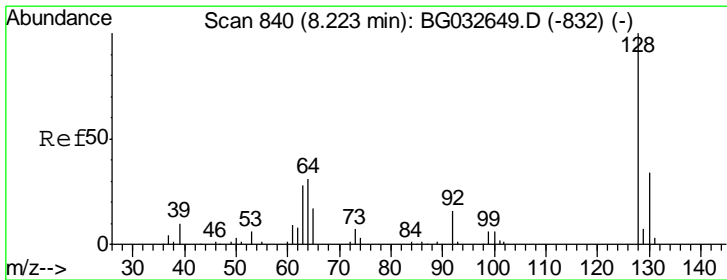
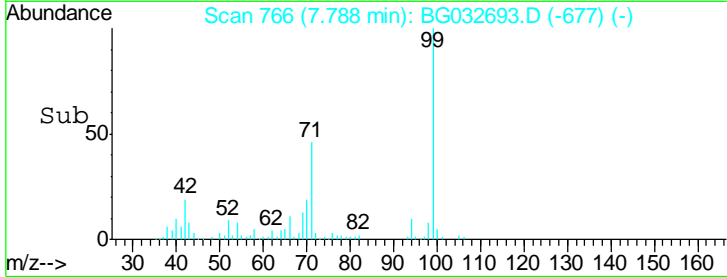
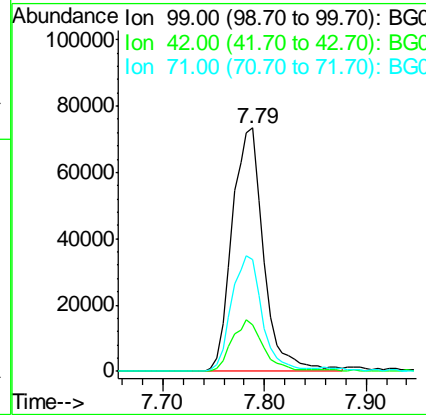
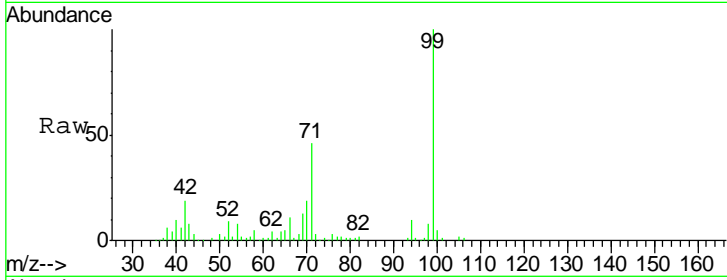




#7
 Phenol-d6
 Concen: 76.52 ng
 RT: 7.79 min Scan# 766
 Delta R.T. -0.01 min
 Lab File: BG032693.D
 Acq: 14 Feb 2018 22:39

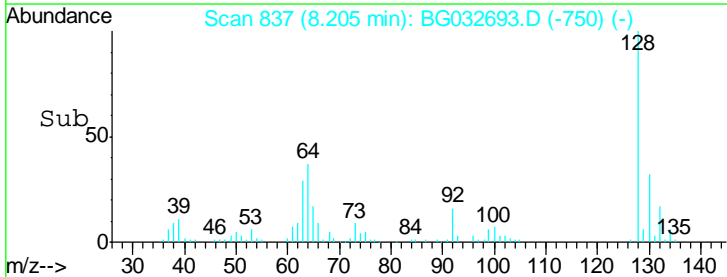
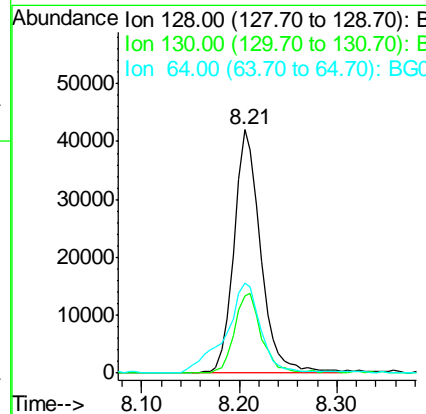
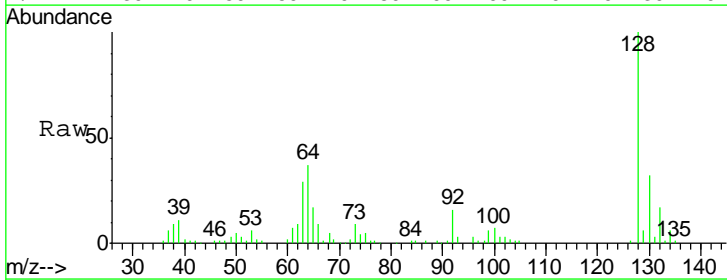
Instrument :
 BNA_G
 ClientSampled :

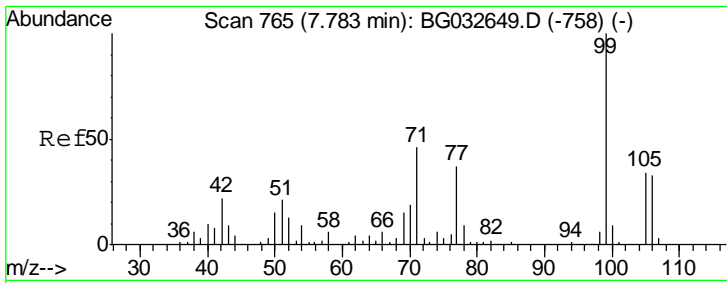
Tgt Ion	Resp	Lower	Upper
99	158465		
42	19.0	14.1	21.1
71	45.9	26.1	39.1#



#8
 2-Chlorophenol
 Concen: 46.00 ng
 RT: 8.21 min Scan# 837
 Delta R.T. -0.02 min
 Lab File: BG032693.D
 Acq: 14 Feb 2018 22:39

Tgt Ion	Resp	Lower	Upper
128	80112		
130	31.8	14.0	54.0
64	37.0	37.7	77.7#

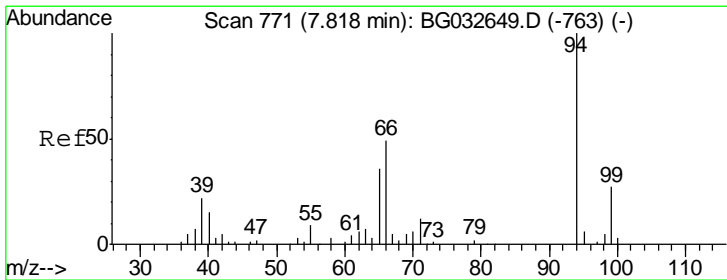
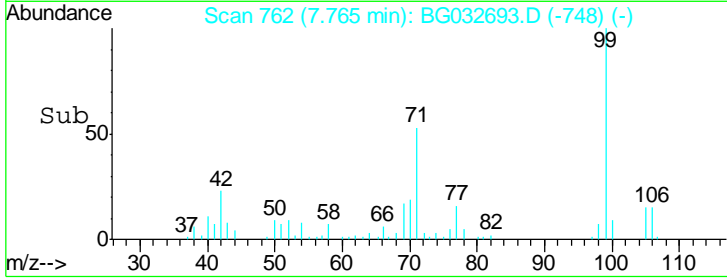
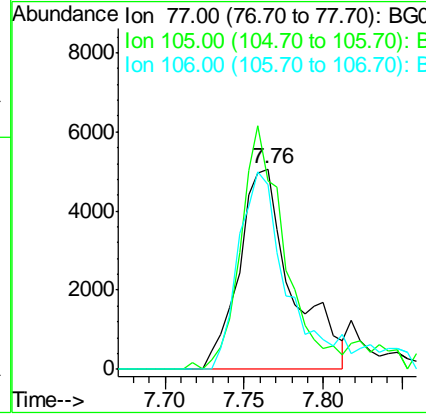
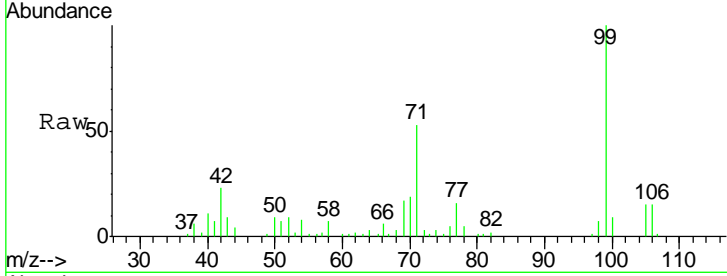




#9
Benzaldehyde
Concen: 9.64 ng
RT: 7.76 min Scan# 762
Delta R.T. -0.02 min
Lab File: BG032693.D
Acq: 14 Feb 2018 22:39

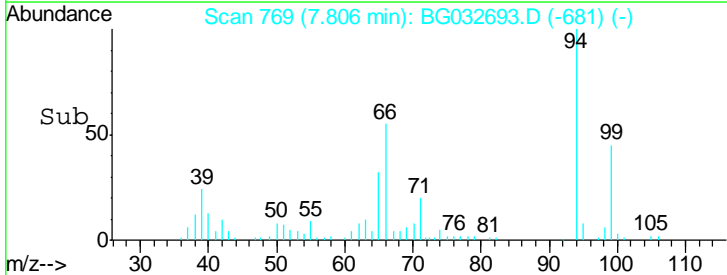
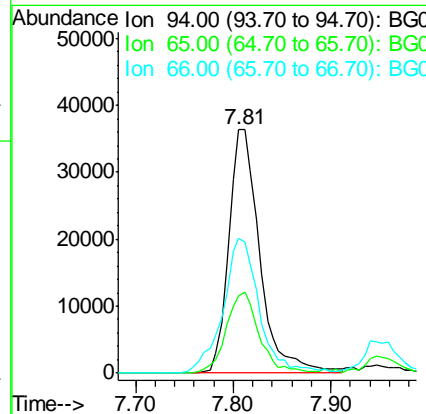
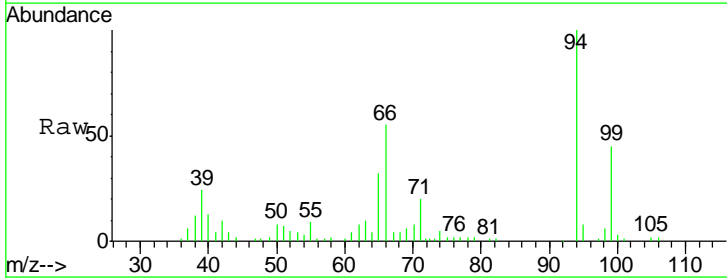
Instrument :
BNA_G
ClientSampled :

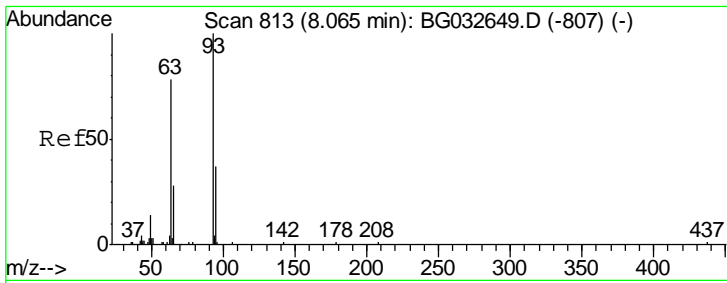
Tgt Ion	Resp	Lower	Upper
77	11793		
105	93.8	71.3	111.3
106	92.1	64.2	104.2



#10
Phenol
Concen: 39.78 ng
RT: 7.81 min Scan# 769
Delta R.T. -0.01 min
Lab File: BG032693.D
Acq: 14 Feb 2018 22:39

Tgt Ion	Resp	Lower	Upper
94	80125		
65	31.6	11.9	51.9
66	55.3	22.2	62.2

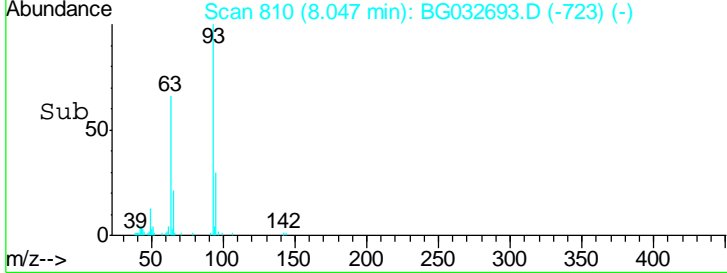
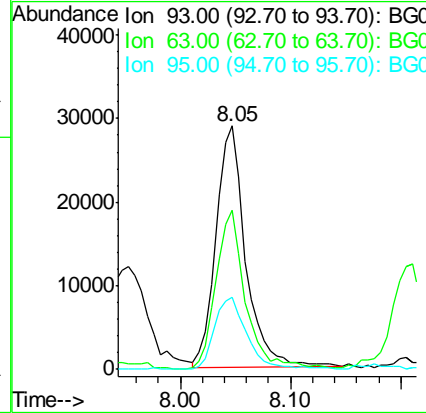
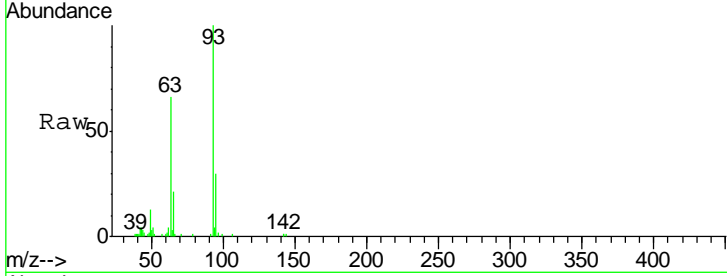




#11
 bis(2-Chloroethyl)ether
 Concen: 33.03 ng
 RT: 8.05 min Scan# 810
 Delta R.T. -0.02 min
 Lab File: BG032693.D
 Acq: 14 Feb 2018 22:39

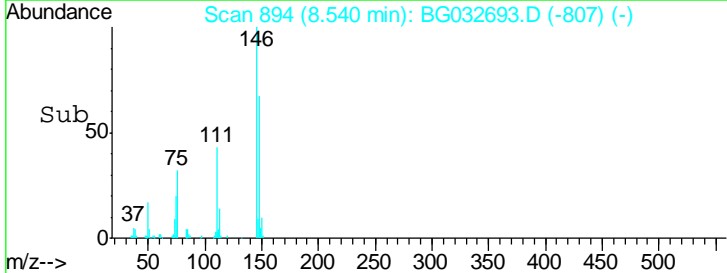
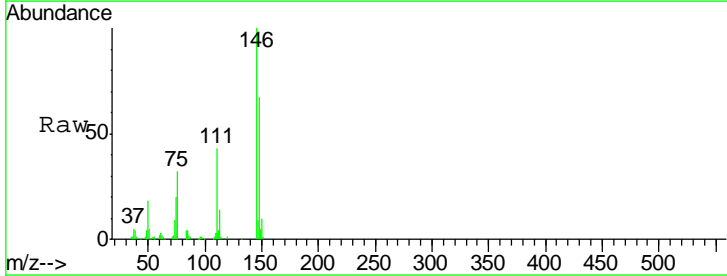
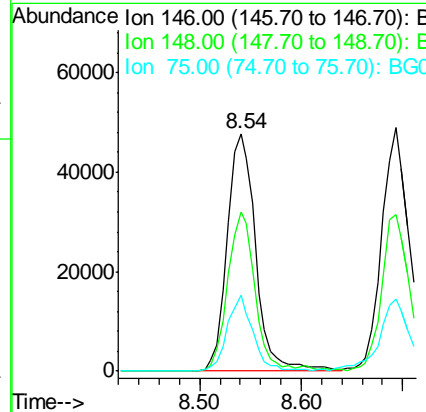
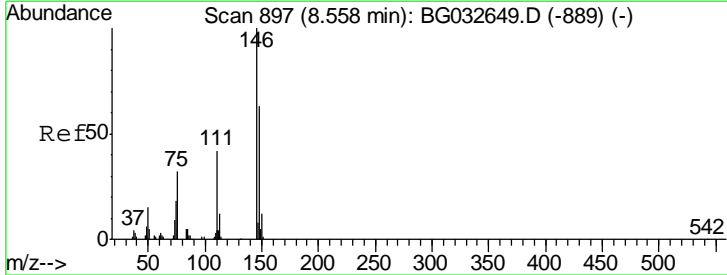
Instrument :
 BNA_G
 ClientSampled :

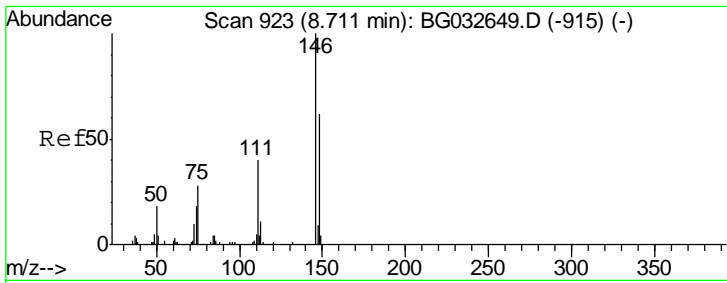
Tgt Ion	Resp	Lower	Upper
93	53339		
93	100		
63	65.5	67.1	107.1#
95	29.5	11.5	51.5



#12
 1,3-Dichlorobenzene
 Concen: 37.95 ng
 RT: 8.54 min Scan# 894
 Delta R.T. -0.02 min
 Lab File: BG032693.D
 Acq: 14 Feb 2018 22:39

Tgt Ion	Resp	Lower	Upper
146	93205		
146	100		
148	66.9	51.4	77.2
75	31.9	26.6	39.8

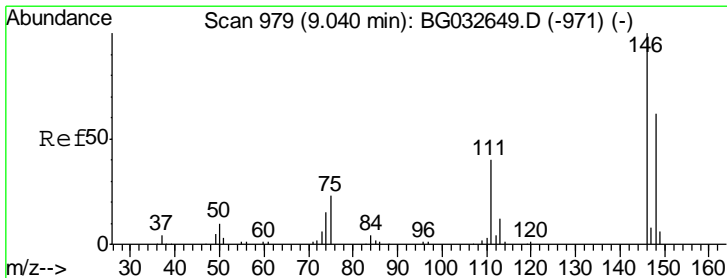
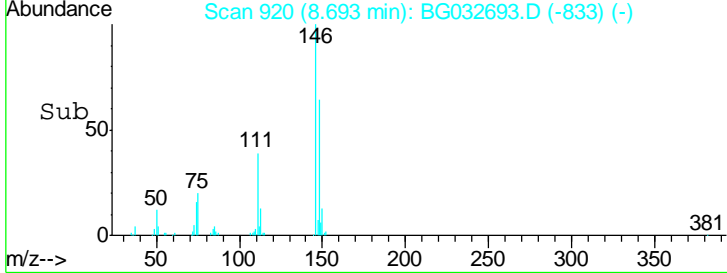
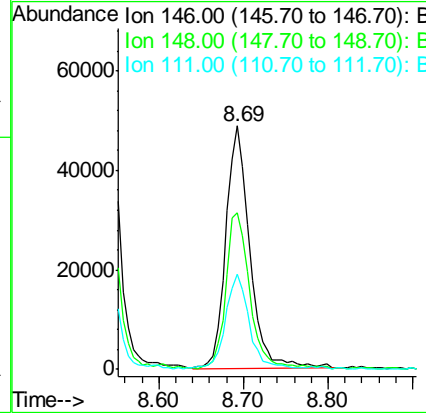
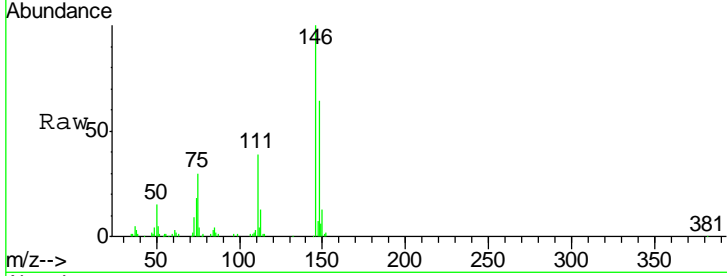




#13
 1,4-Dichlorobenzene
 Concen: 39.46 ng
 RT: 8.69 min Scan# 920
 Delta R.T. -0.02 min
 Lab File: BG032693.D
 Acq: 14 Feb 2018 22:39

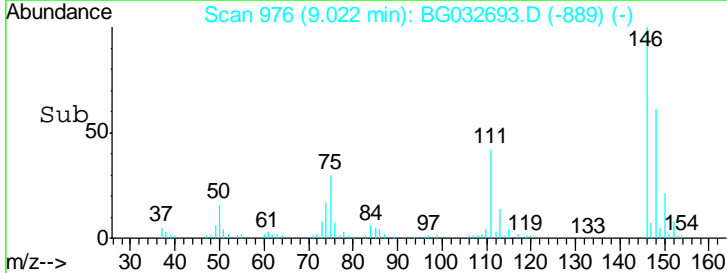
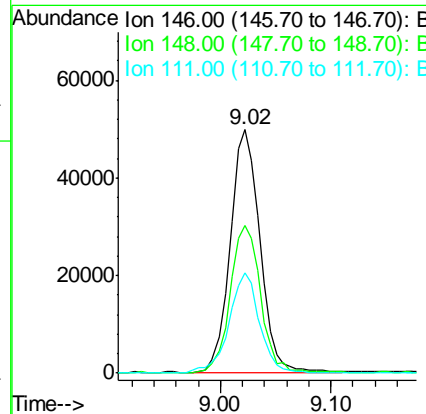
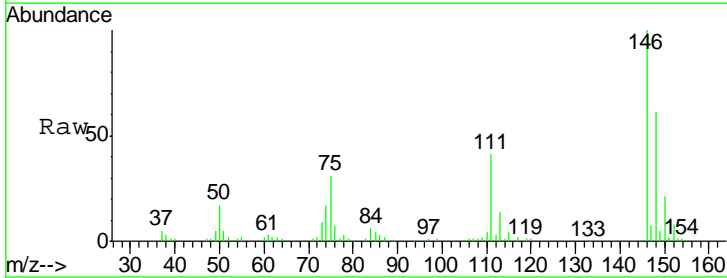
Instrument :
 BNA_G
 ClientSampled :

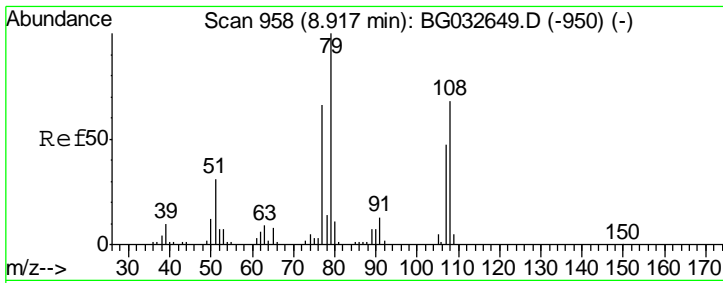
Tgt Ion	Resp	Lower	Upper
146	100		
148	64.2	53.7	80.5
111	39.2	35.2	52.8



#14
 1,2-Dichlorobenzene
 Concen: 38.70 ng
 RT: 9.02 min Scan# 976
 Delta R.T. -0.02 min
 Lab File: BG032693.D
 Acq: 14 Feb 2018 22:39

Tgt Ion	Resp	Lower	Upper
146	100		
148	60.9	49.3	73.9
111	41.2	34.3	51.5

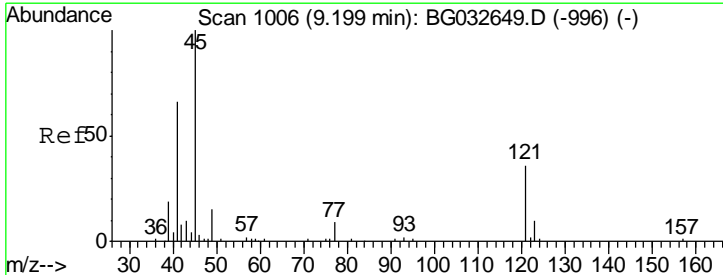
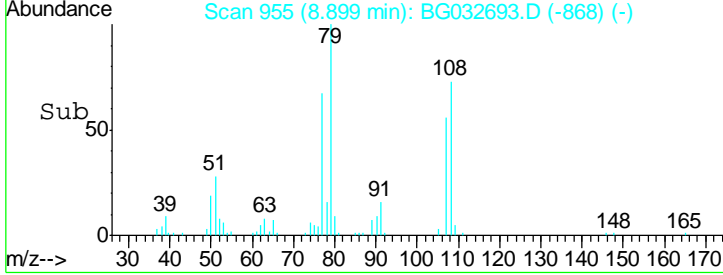
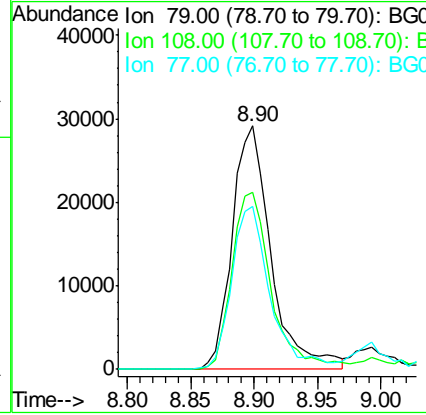
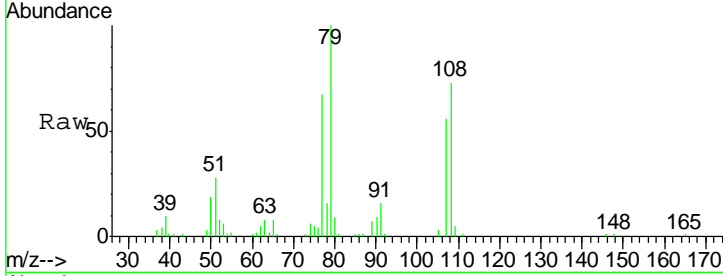




#15
 Benzyl Alcohol
 Concen: 39.83 ng
 RT: 8.90 min Scan# 955
 Delta R.T. -0.02 min
 Lab File: BG032693.D
 Acq: 14 Feb 2018 22:39

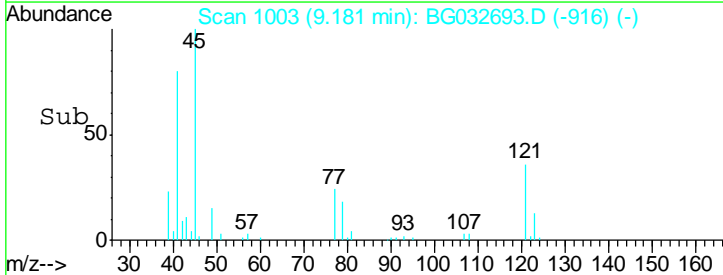
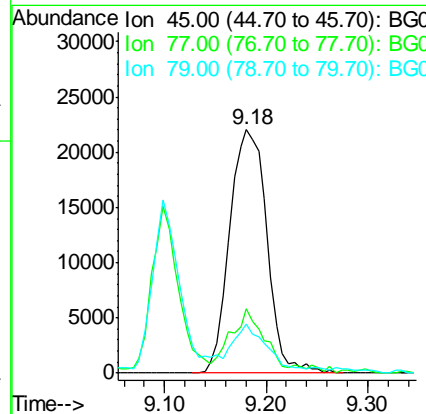
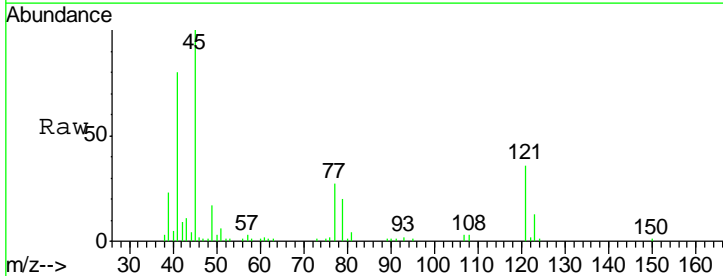
Instrument :
 BNA_G
 ClientSampled :

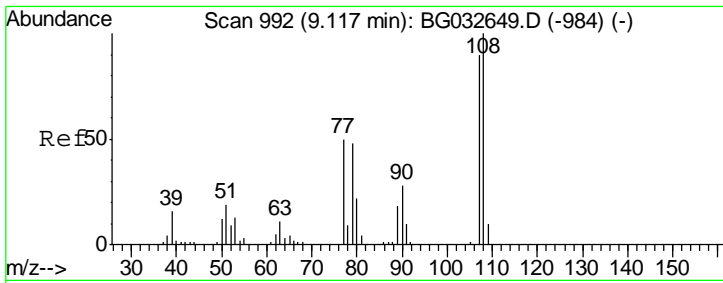
Tgt Ion	Resp	Lower	Upper
79	100		
108	72.6	57.2	85.8
77	66.7	46.1	69.1



#16
 2,2'-oxybis(1-Chloropropane)
 Concen: 32.17 ng
 RT: 9.18 min Scan# 1003
 Delta R.T. -0.02 min
 Lab File: BG032693.D
 Acq: 14 Feb 2018 22:39

Tgt Ion	Resp	Lower	Upper
45	100		
77	26.6	0.0	30.2
79	19.9	0.0	27.9

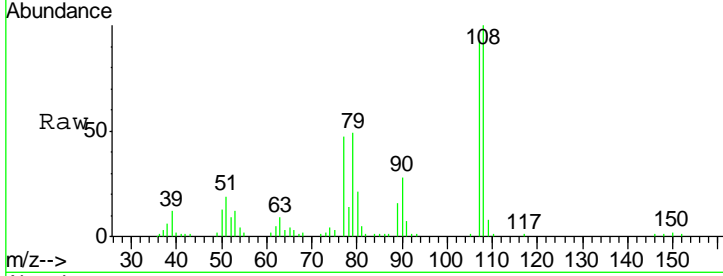




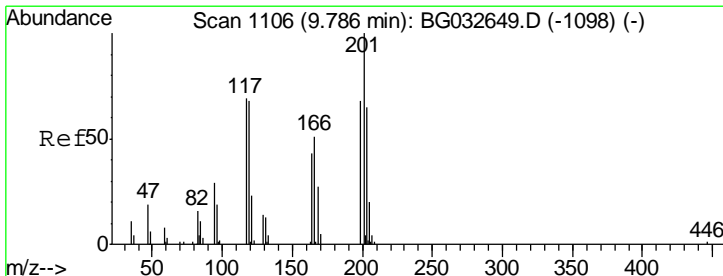
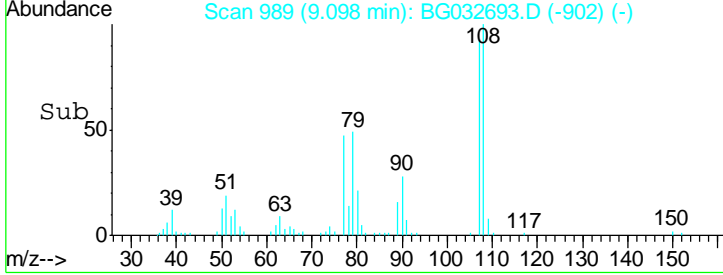
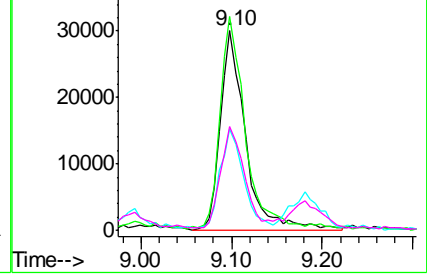
#17
 2-Methylphenol
 Concen: 40.75 ng
 RT: 9.10 min Scan# 989
 Delta R.T. -0.02 min
 Lab File: BG032693.D
 Acq: 14 Feb 2018 22:39

Instrument :
 BNA_G
 ClientSampled :

Tgt Ion	Resp	Lower	Upper
107	100		
108	107.1	83.9	125.9
77	50.4	37.2	55.8
79	52.3	36.2	54.2

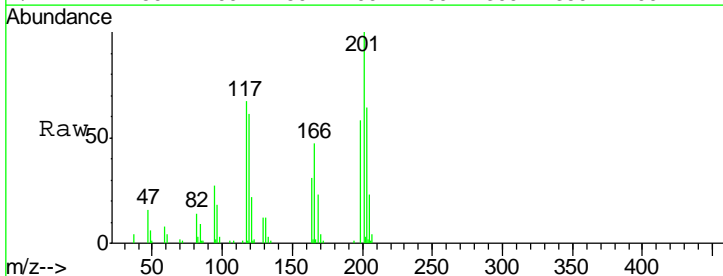


Abundance Ion 107.00 (106.70 to 107.70): E
 Ion 108.00 (107.70 to 108.70): E
 Ion 77.00 (76.70 to 77.70): BGC
 Ion 79.00 (78.70 to 79.70): BGC

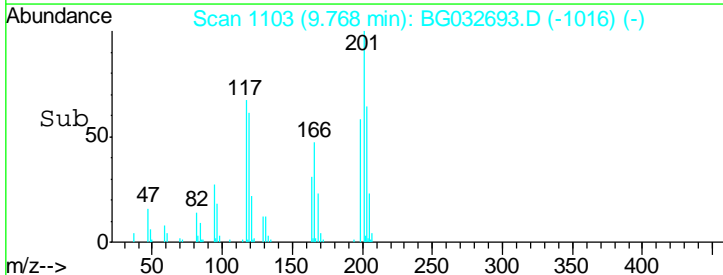
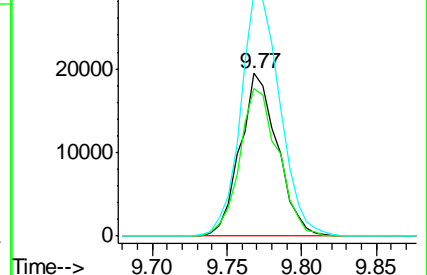



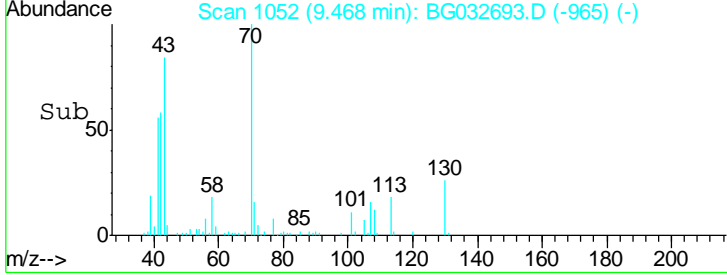
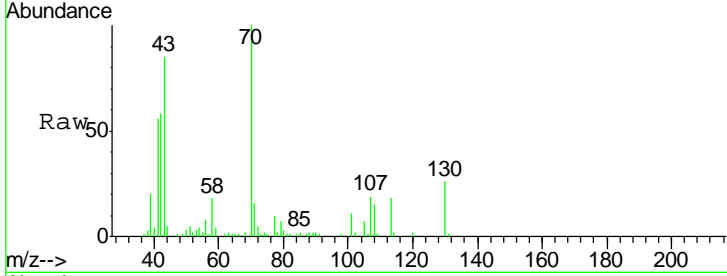
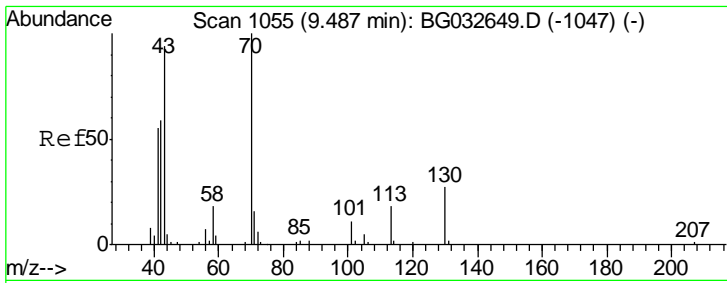
#18
 Hexachloroethane
 Concen: 38.22 ng
 RT: 9.77 min Scan# 1103
 Delta R.T. -0.02 min
 Lab File: BG032693.D
 Acq: 14 Feb 2018 22:39

Tgt Ion	Resp	Lower	Upper
117	100		
119	89.3	76.7	115.1
201	146.6	95.7	143.5#



Abundance Ion 117.00 (116.70 to 117.70): E
 Ion 119.00 (118.70 to 119.70): E
 Ion 201.00 (200.70 to 201.70): E

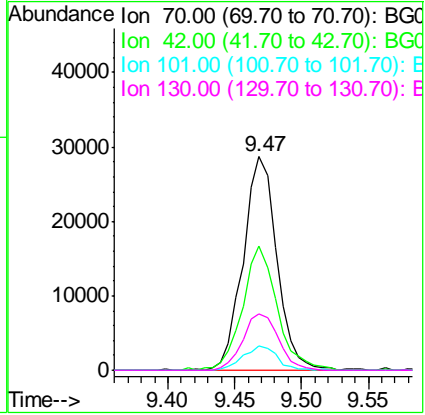




#19
 n-Nitroso-di-n-propylamine
 Concen: 35.87 ng
 RT: 9.47 min Scan# 1052
 Delta R.T. -0.02 min
 Lab File: BG032693.D
 Acq: 14 Feb 2018 22:39

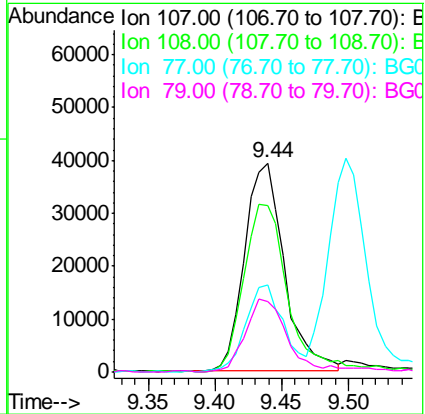
Instrument :
 BNA_G
 ClientSampled :

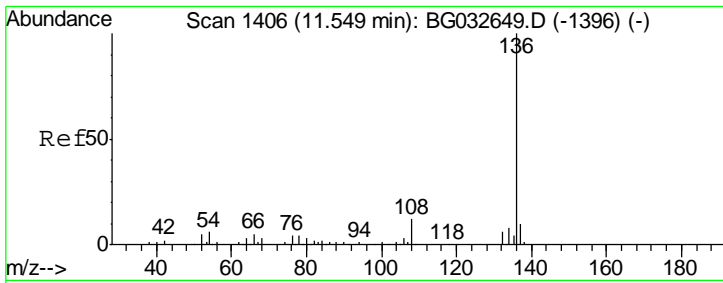
Tgt Ion	Resp	Lower	Upper
70	100		
42	58.3	49.1	73.7
101	11.2	8.5	12.7
130	26.4	13.4	20.0#



#20
 3+4-Methylphenols
 Concen: 37.56 ng
 RT: 9.44 min Scan# 1047
 Delta R.T. -0.01 min
 Lab File: BG032693.D
 Acq: 14 Feb 2018 22:39

Tgt Ion	Resp	Lower	Upper
107	100		
108	79.7	61.6	101.6
77	41.4	13.9	53.9
79	34.1	8.8	48.8

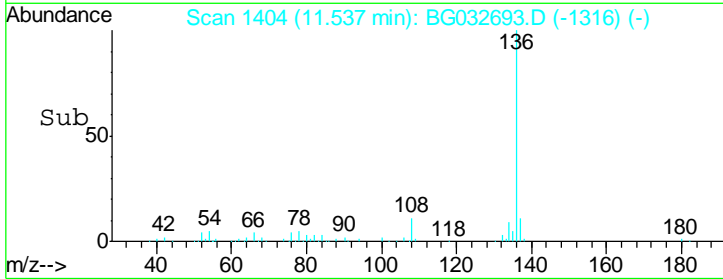
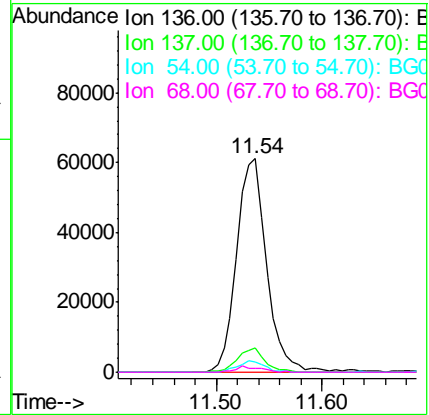
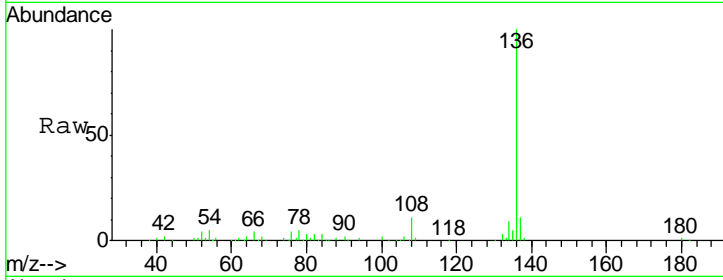




#21
 Naphthalene-d8
 Concen: 20.00 ng
 RT: 11.54 min Scan# 1404
 Delta R.T. -0.01 min
 Lab File: BG032693.D
 Acq: 14 Feb 2018 22:39

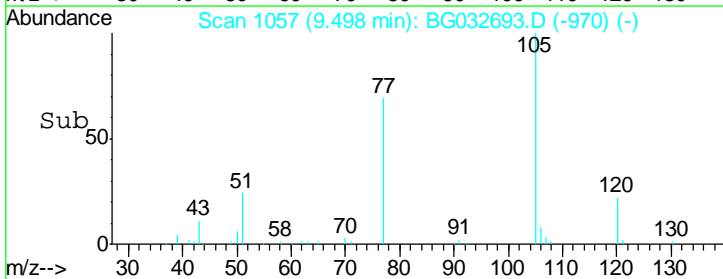
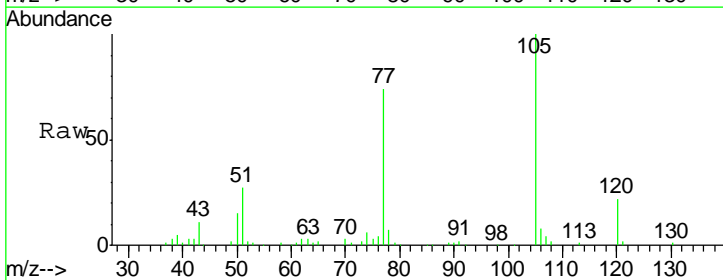
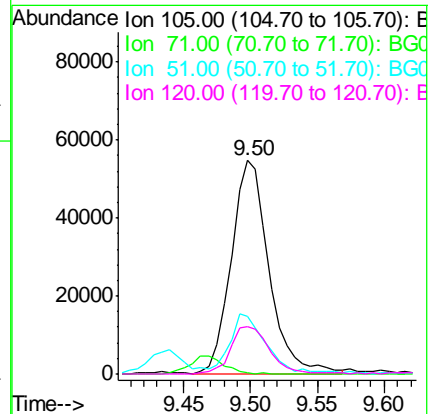
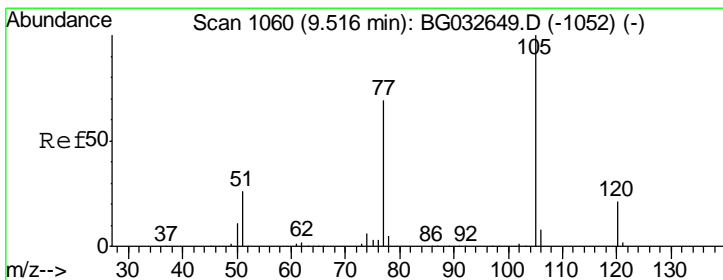
Instrument :
 BNA_G
 ClientSampled :

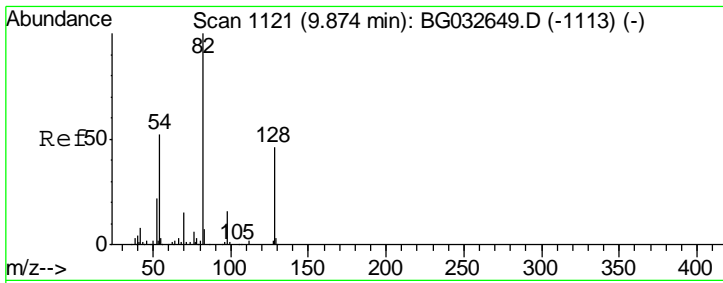
Tgt Ion	Resp	Lower	Upper
136	120082		
137	11.3	9.2	13.8
54	5.1	10.3	15.5#
68	2.0	4.5	6.7#



#22
 Acetophenone
 Concen: 42.30 ng
 RT: 9.50 min Scan# 1057
 Delta R.T. -0.02 min
 Lab File: BG032693.D
 Acq: 14 Feb 2018 22:39

Tgt Ion	Resp	Lower	Upper
105	108026		
71	0.6	3.0	4.4#
51	26.9	26.1	39.1
120	21.9	17.4	26.2

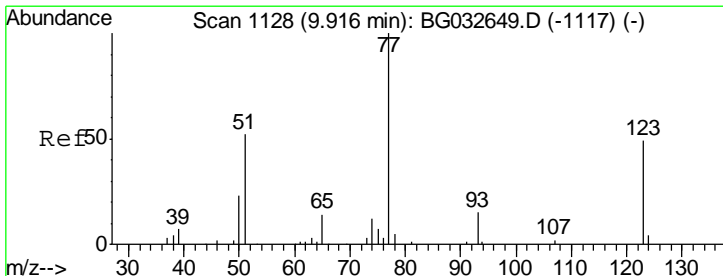
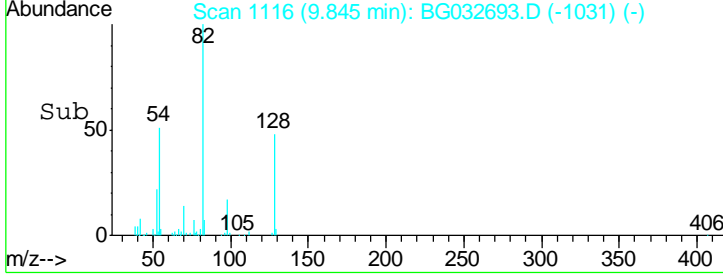
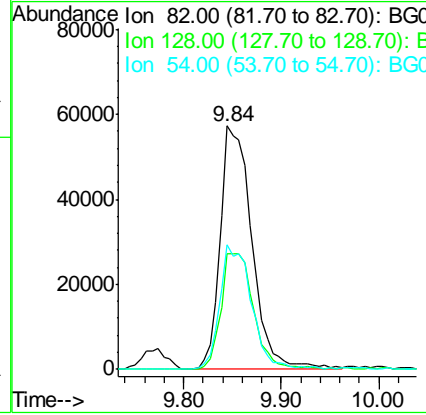
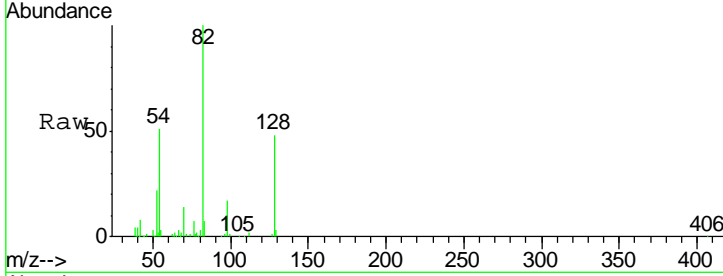




#23
 Nitrobenzene-d5
 Concen: 68.59 ng
 RT: 9.84 min Scan# 1116
 Delta R.T. -0.03 min
 Lab File: BG032693.D
 Acq: 14 Feb 2018 22:39

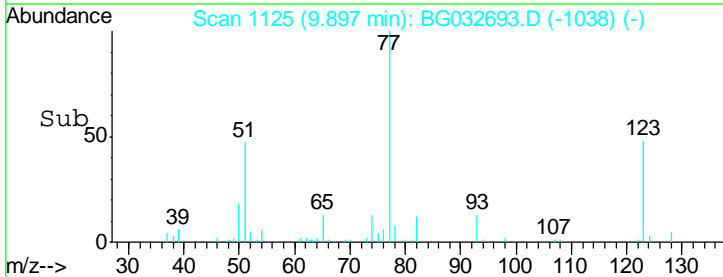
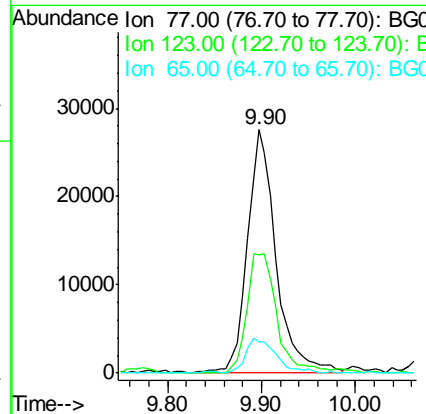
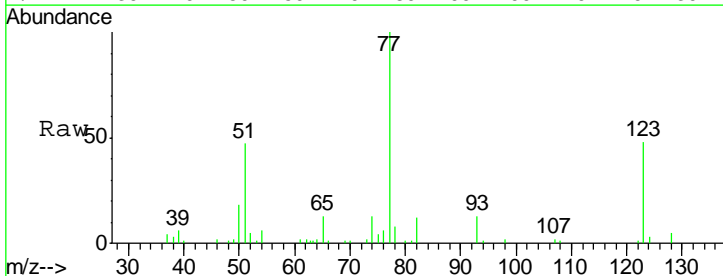
Instrument :
 BNA_G
 ClientSampled :

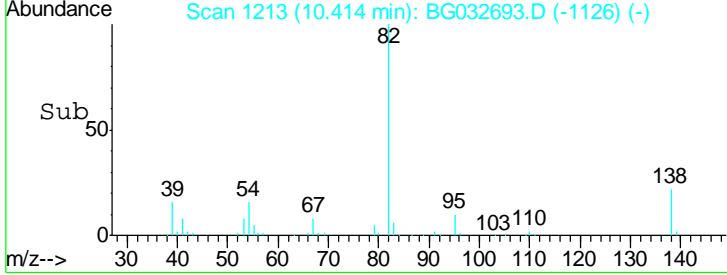
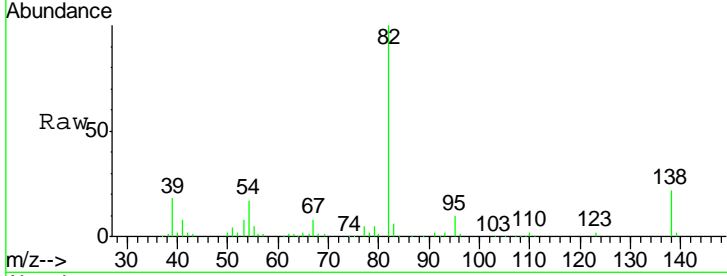
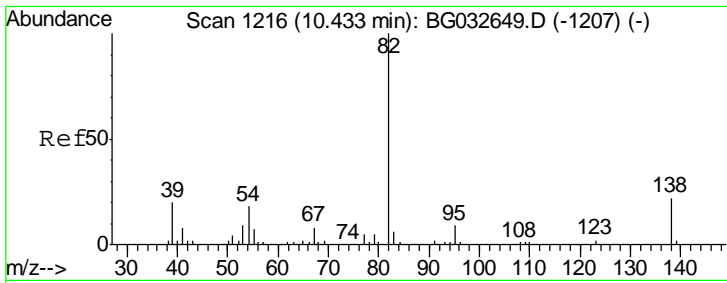
Tgt Ion	Resp	Lower	Upper
82	129594		
128	47.6	29.7	44.5#
54	51.0	43.1	64.7



#24
 Nitrobenzene
 Concen: 29.56 ng
 RT: 9.90 min Scan# 1125
 Delta R.T. -0.02 min
 Lab File: BG032693.D
 Acq: 14 Feb 2018 22:39

Tgt Ion	Resp	Lower	Upper
77	58476		
123	48.4	33.0	49.6
65	12.9	13.0	19.6#

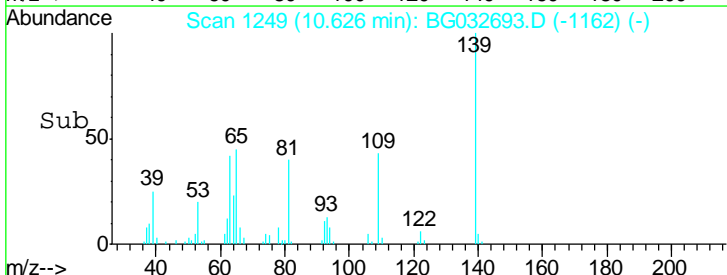
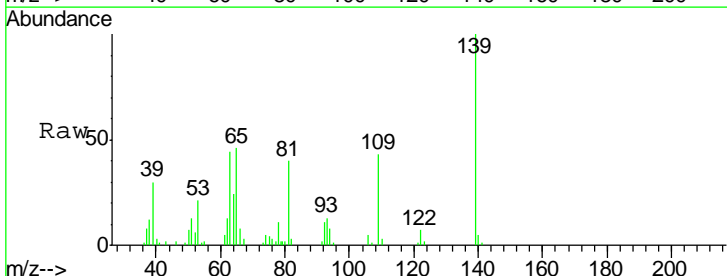
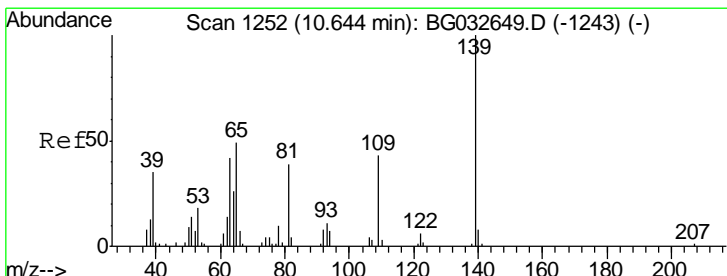
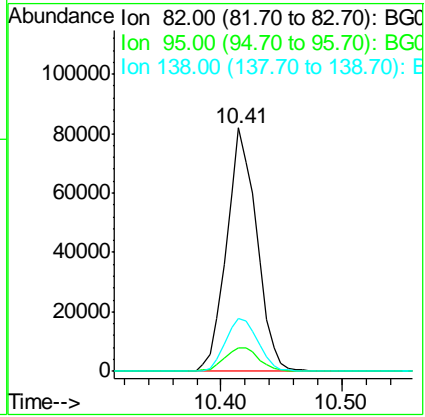




#25
 Isophorone
 Concen: 39.36 ng
 RT: 10.41 min Scan# 1213
 Delta R.T. -0.02 min
 Lab File: BG032693.D
 Acq: 14 Feb 2018 22:39

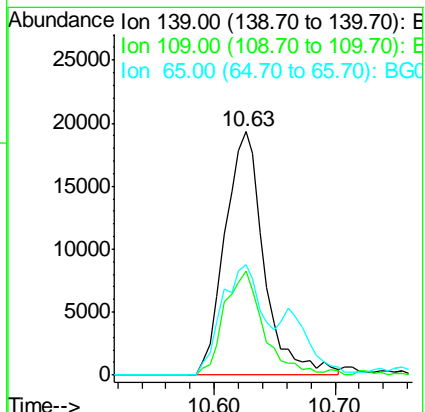
Instrument :
 BNA_G
 ClientSampled :

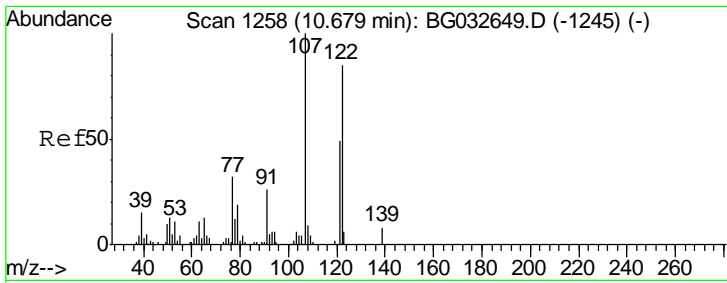
Tgt Ion	Resp	Lower	Upper
82	141786		
95	9.7	6.2	9.2#
138	22.0	12.1	18.1#



#26
 2-Nitrophenol
 Concen: 40.89 ng
 RT: 10.63 min Scan# 1249
 Delta R.T. -0.02 min
 Lab File: BG032693.D
 Acq: 14 Feb 2018 22:39

Tgt Ion	Resp	Lower	Upper
139	43262		
109	42.7	24.2	36.2#
65	45.6	47.4	71.0#

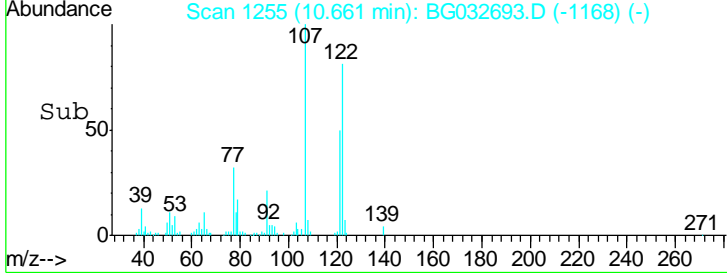
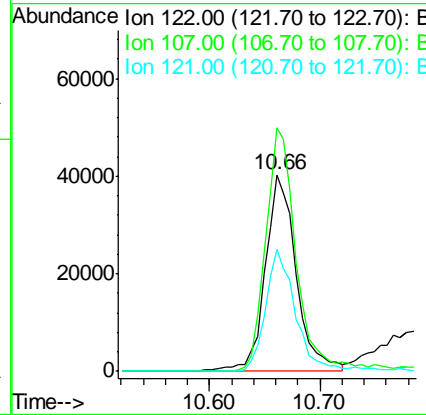
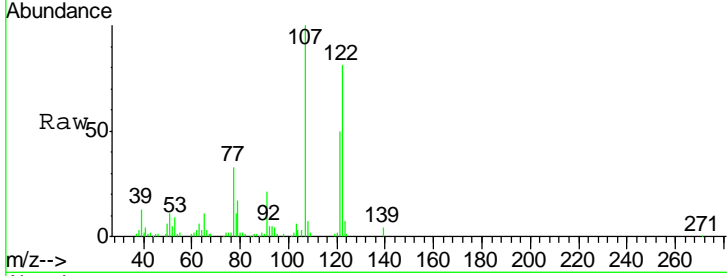




#27
 2,4-Dimethylphenol
 Concen: 56.97 ng
 RT: 10.66 min Scan# 1255
 Delta R.T. -0.02 min
 Lab File: BG032693.D
 Acq: 14 Feb 2018 22:39

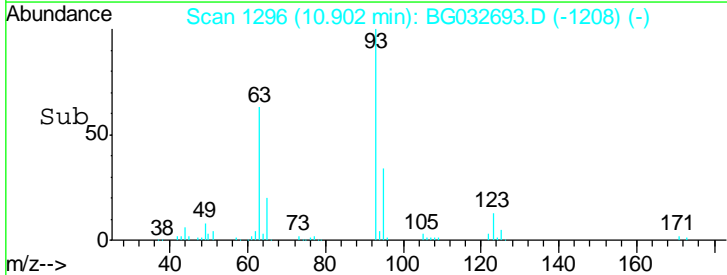
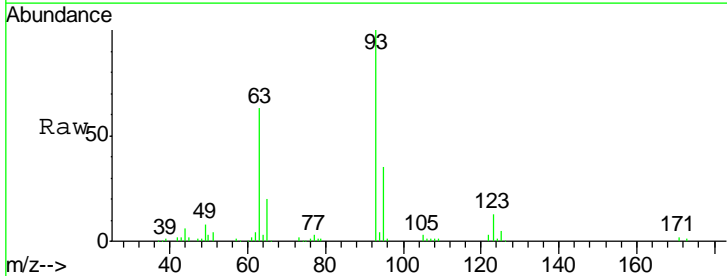
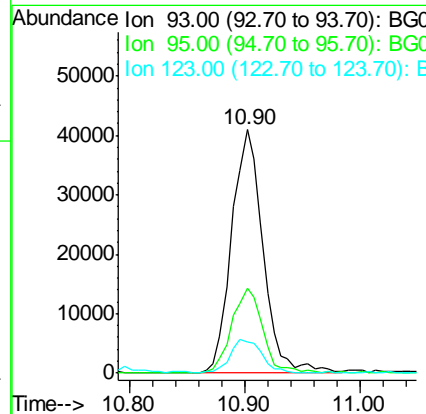
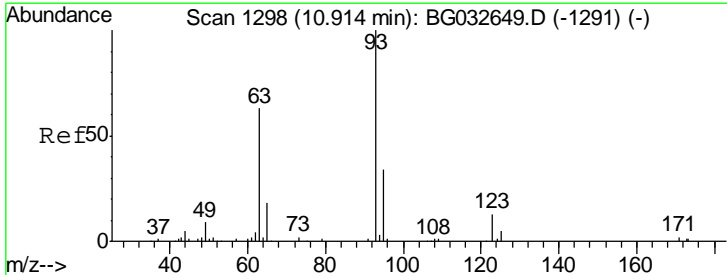
Instrument :
 BNA_G
 ClientSampled :

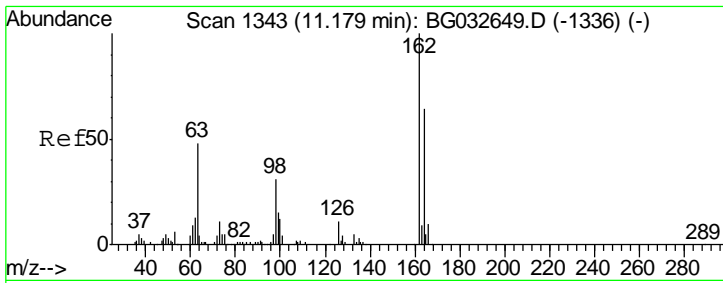
Tgt Ion	Resp	Lower	Upper
122	79191		
122	100		
107	123.9	100.2	150.2
121	62.3	44.4	66.6



#28
 bis(2-Chloroethoxy)methane
 Concen: 41.97 ng
 RT: 10.90 min Scan# 1296
 Delta R.T. -0.01 min
 Lab File: BG032693.D
 Acq: 14 Feb 2018 22:39

Tgt Ion	Resp	Lower	Upper
93	77289		
93	100		
95	34.9	24.3	36.5
123	12.7	8.4	12.6#

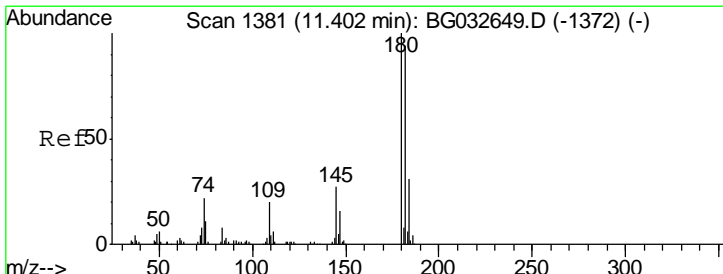
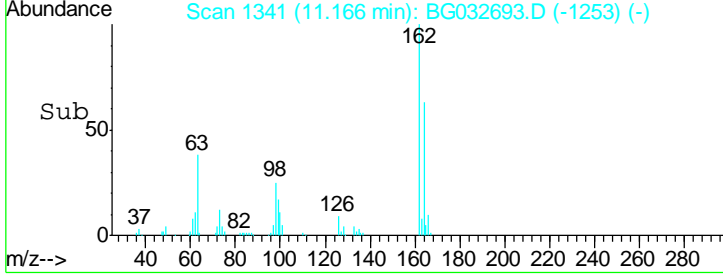
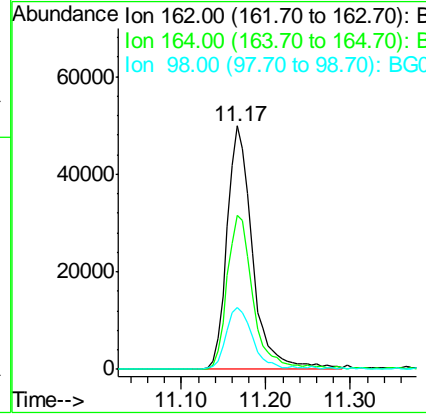
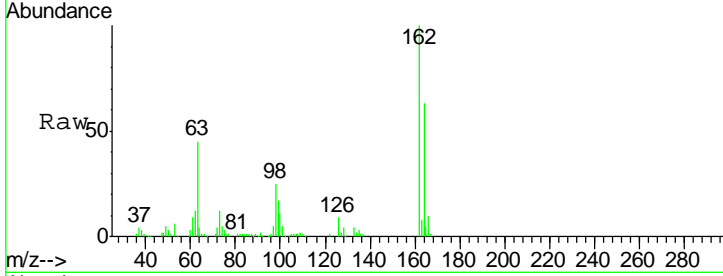




#29
 2,4-Dichlorophenol
 Concen: 51.10 ng
 RT: 11.17 min Scan# 1341
 Delta R.T. -0.01 min
 Lab File: BG032693.D
 Acq: 14 Feb 2018 22:39

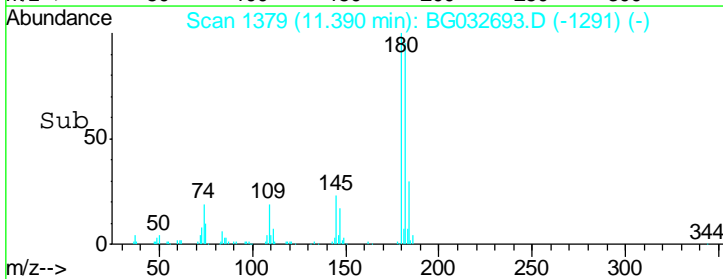
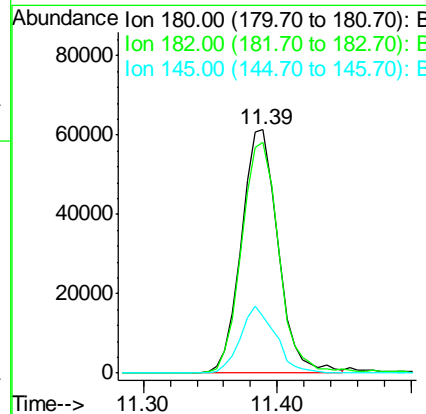
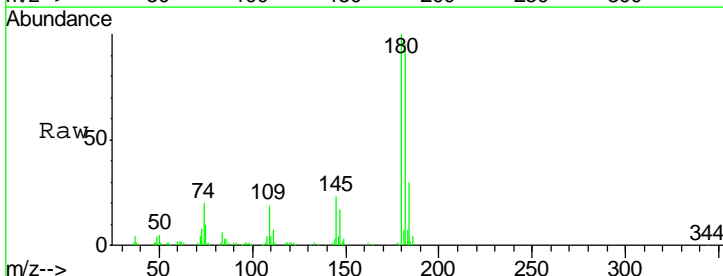
Instrument :
 BNA_G
 ClientSampled :

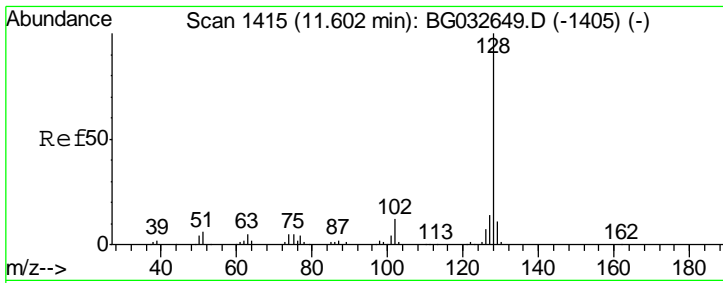
Tgt Ion	Resp	Lower	Upper
162	103962		
164	63.1	48.0	88.0
98	25.2	21.1	61.1



#30
 1,2,4-Trichlorobenzene
 Concen: 40.87 ng
 RT: 11.39 min Scan# 1379
 Delta R.T. -0.01 min
 Lab File: BG032693.D
 Acq: 14 Feb 2018 22:39

Tgt Ion	Resp	Lower	Upper
180	116567		
182	94.8	77.5	116.3
145	23.3	23.4	35.2#

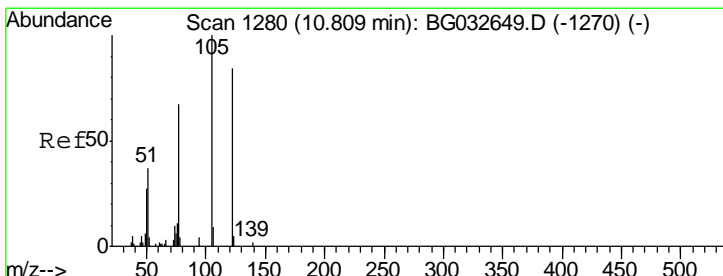
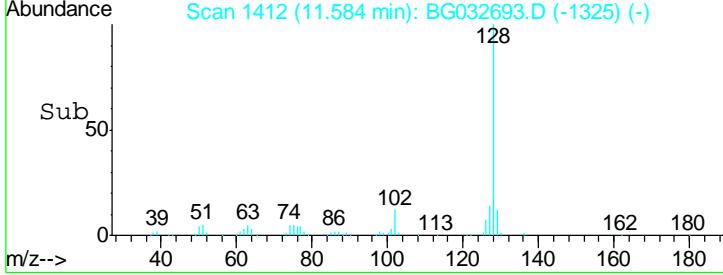
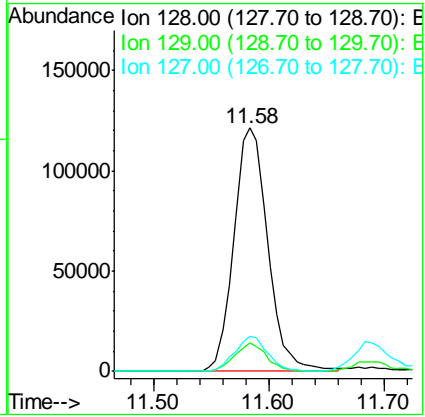
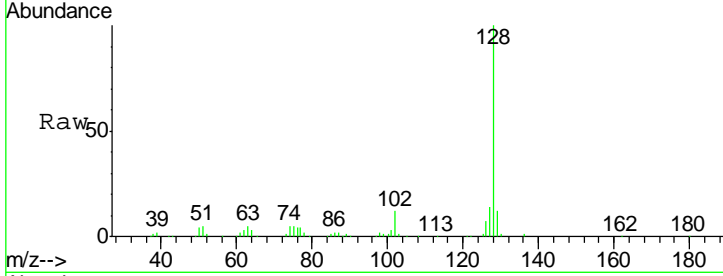




#31
 Naphthalene
 Concen: 42.41 ng
 RT: 11.58 min Scan# 1412
 Delta R.T. -0.02 min
 Lab File: BG032693.D
 Acq: 14 Feb 2018 22:39

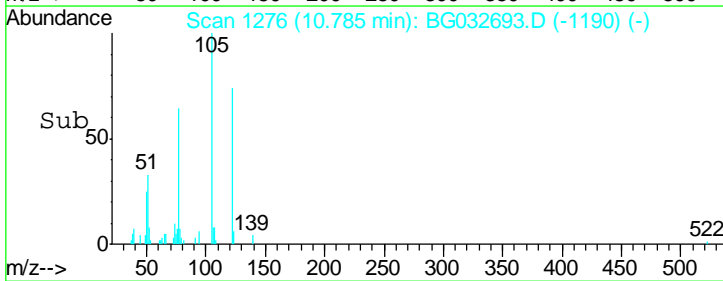
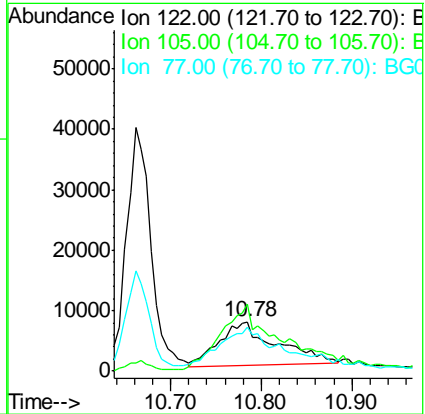
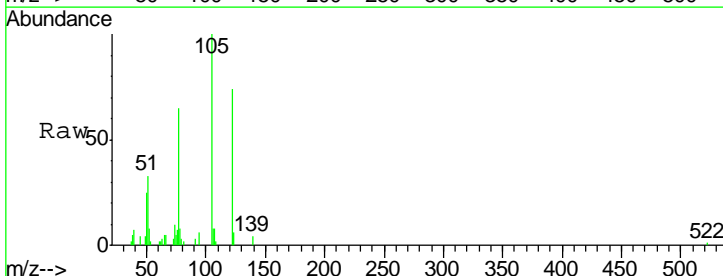
Instrument :
 BNA_G
 ClientSampled :

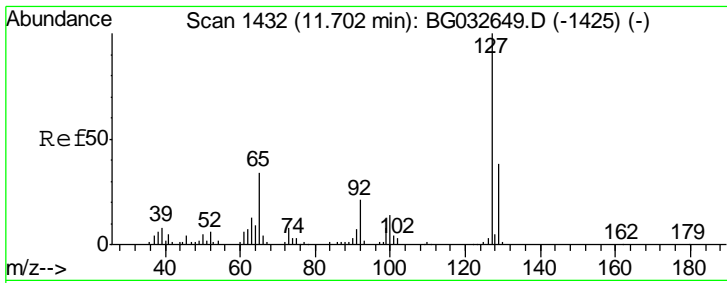
Tgt Ion	Resp	Lower	Upper
128	247261		
129	11.6	8.6	12.8
127	14.2	11.6	17.4



#32
 Benzoic acid
 Concen: 30.67 ng
 RT: 10.78 min Scan# 1276
 Delta R.T. -0.02 min
 Lab File: BG032693.D
 Acq: 14 Feb 2018 22:39

Tgt Ion	Resp	Lower	Upper
122	32225		
105	135.9	123.5	163.5
77	88.8	85.7	125.7

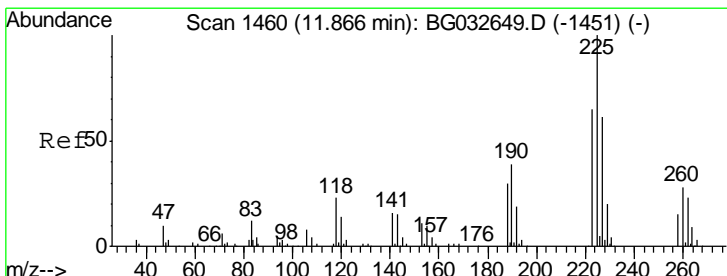
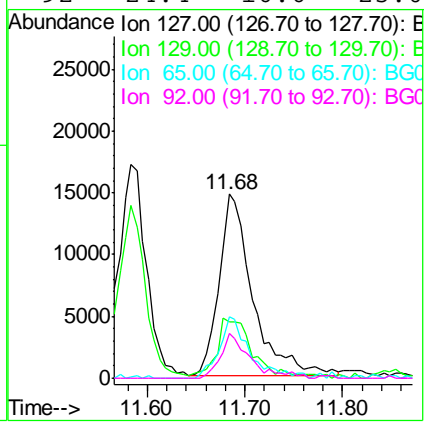
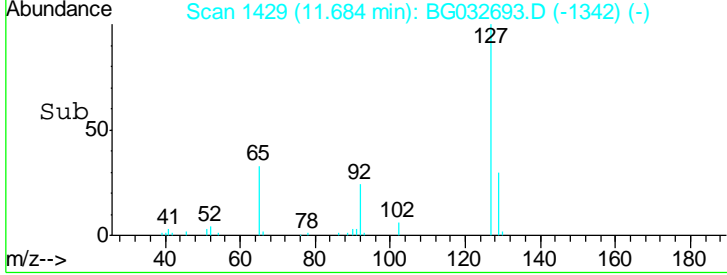
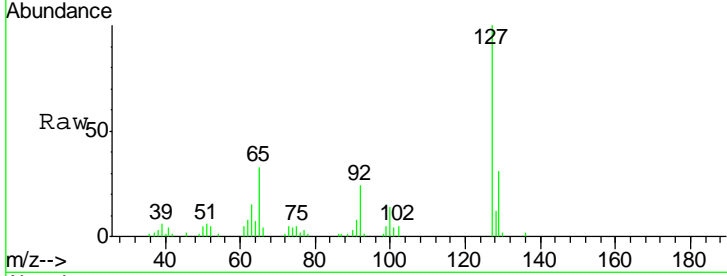




#33
 4-Chloroaniline
 Concen: 15.20 ng
 RT: 11.68 min Scan# 1429
 Delta R.T. -0.02 min
 Lab File: BG032693.D
 Acq: 14 Feb 2018 22:39

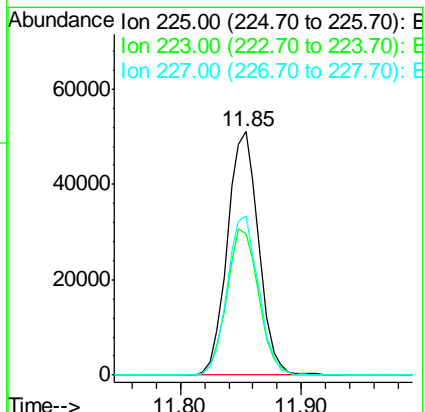
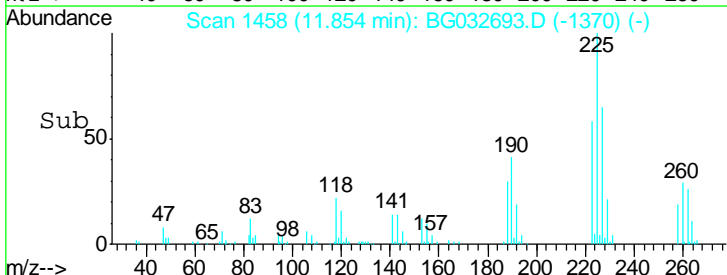
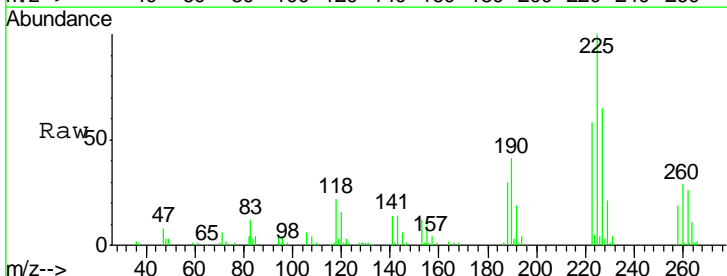
Instrument :
 BNA_G
 ClientSampled :

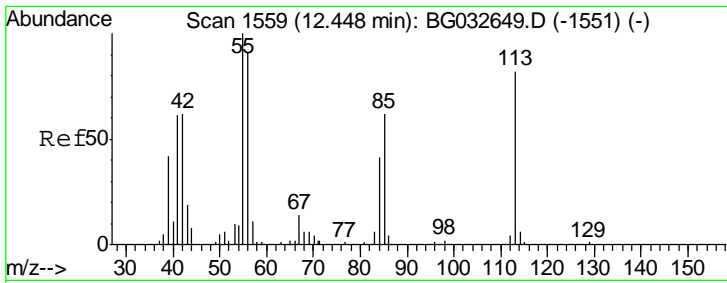
Tgt Ion	Resp	Lower	Upper
127	35156		
129	30.9	24.0	36.0
65	33.4	27.0	40.4
92	24.4	16.6	25.0



#34
 Hexachlorobutadiene
 Concen: 39.17 ng
 RT: 11.85 min Scan# 1458
 Delta R.T. -0.01 min
 Lab File: BG032693.D
 Acq: 14 Feb 2018 22:39

Tgt Ion	Resp	Lower	Upper
225	91571		
223	57.7	49.7	74.5
227	65.3	48.1	72.1

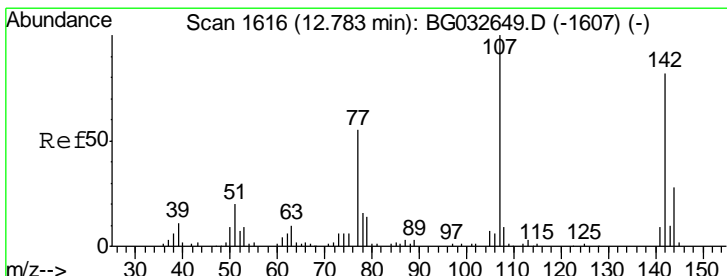
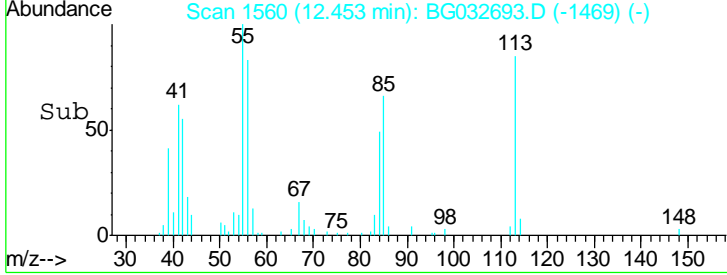
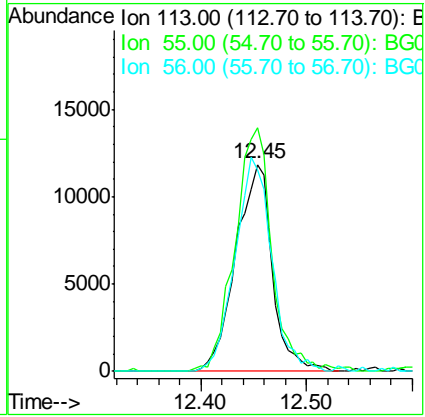
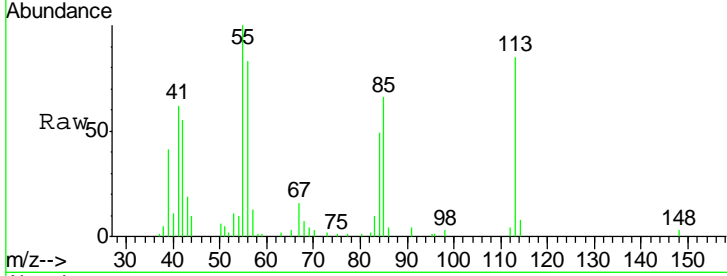




#35
 Caprolactam
 Concen: 49.22 ng
 RT: 12.45 min Scan# 1560
 Delta R.T. 0.01 min
 Lab File: BG032693.D
 Acq: 14 Feb 2018 22:39

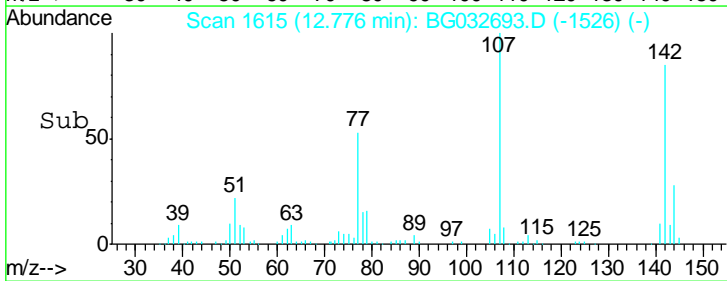
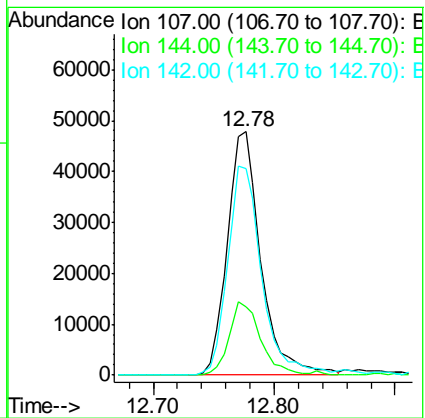
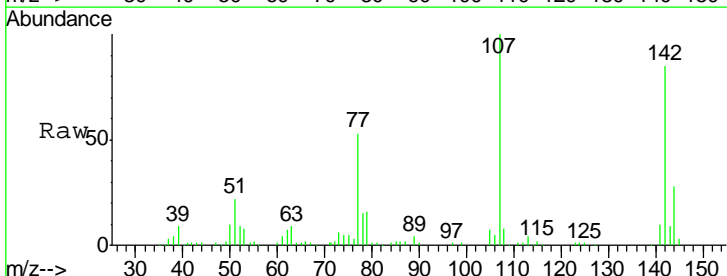
Instrument :
 BNA_G
 ClientSampled :

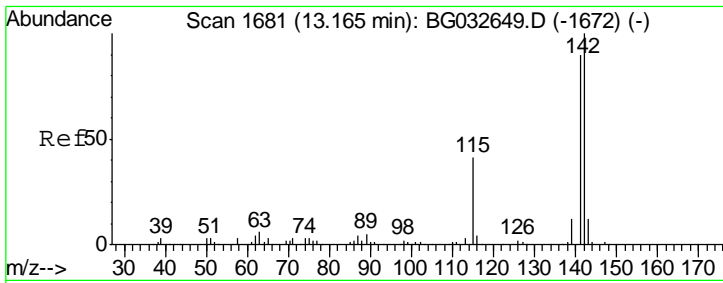
Tgt Ion	Resp	Lower	Upper
113	100		
55	117.8	186.9	226.9#
56	97.5	130.9	170.9#



#36
 4-Chloro-3-methylphenol
 Concen: 50.48 ng
 RT: 12.78 min Scan# 1615
 Delta R.T. -0.01 min
 Lab File: BG032693.D
 Acq: 14 Feb 2018 22:39

Tgt Ion	Resp	Lower	Upper
107	100		
144	27.9	18.2	27.4#
142	84.8	59.0	88.4

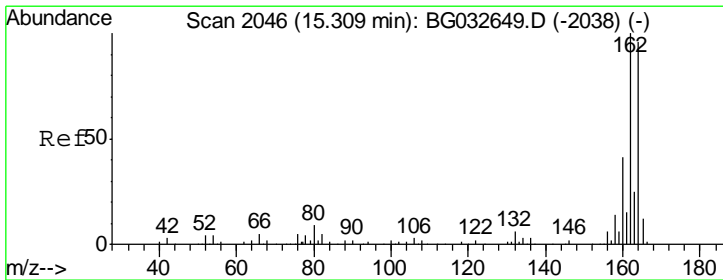
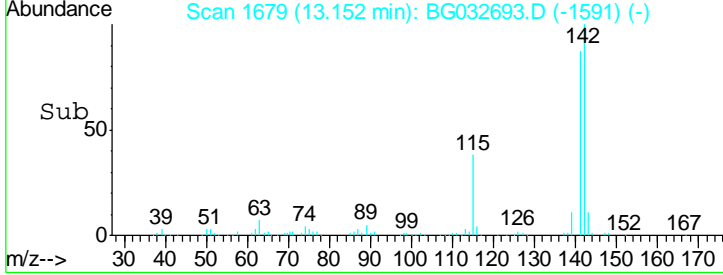
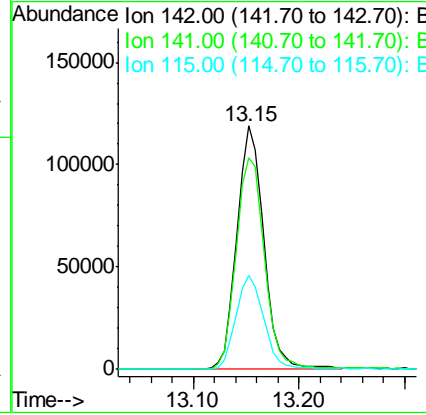
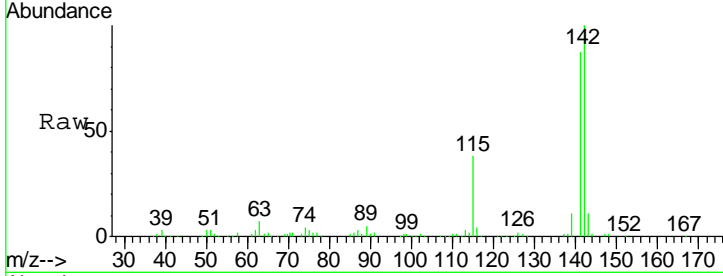




#37
 2-Methylnaphthalene
 Concen: 44.18 ng
 RT: 13.15 min Scan# 1679
 Delta R.T. -0.01 min
 Lab File: BG032693.D
 Acq: 14 Feb 2018 22:39

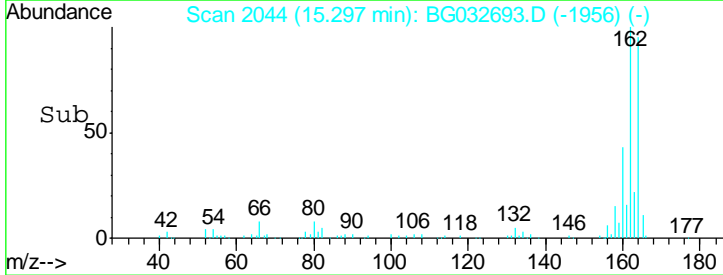
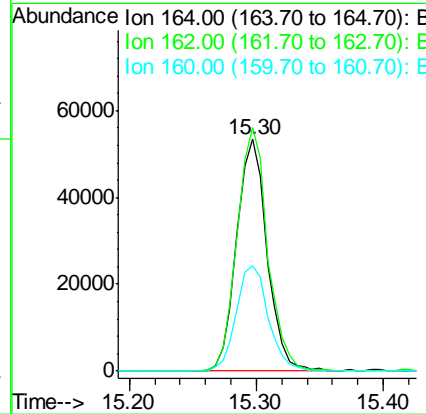
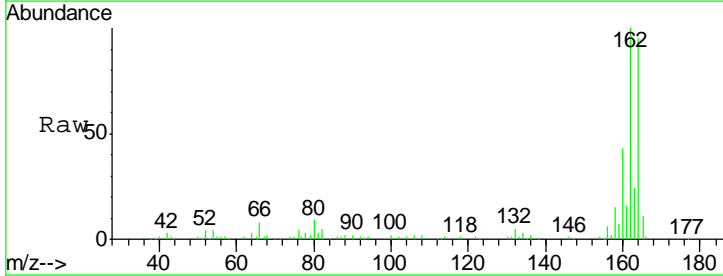
Instrument :
 BNA_G
 ClientSampled :

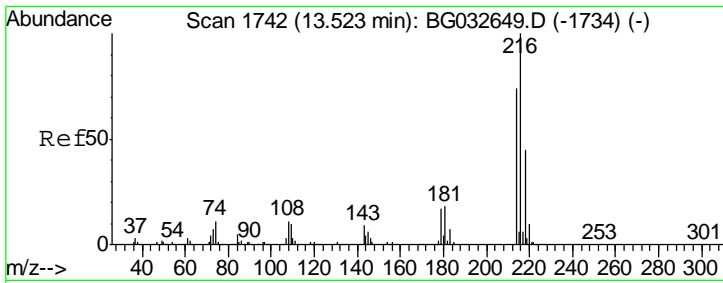
Tgt Ion	Resp	Lower	Upper
142	208942		
141	87.0	67.1	100.7
115	38.3	30.7	46.1



#38
 Acenaphthene-d10
 Concen: 20.00 ng
 RT: 15.30 min Scan# 2044
 Delta R.T. -0.01 min
 Lab File: BG032693.D
 Acq: 14 Feb 2018 22:39

Tgt Ion	Resp	Lower	Upper
164	88260		
162	105.0	78.8	118.2
160	45.3	35.4	53.0

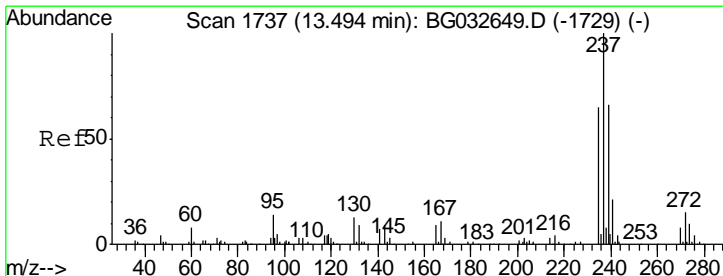
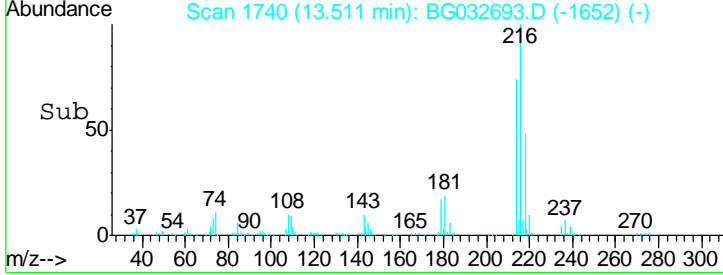
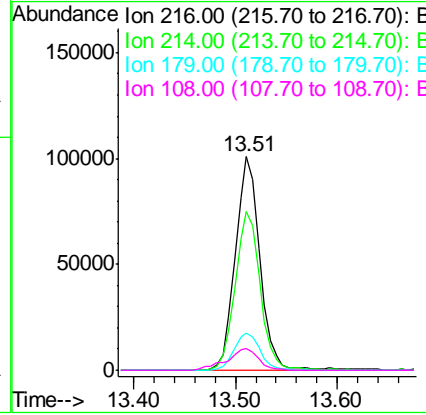
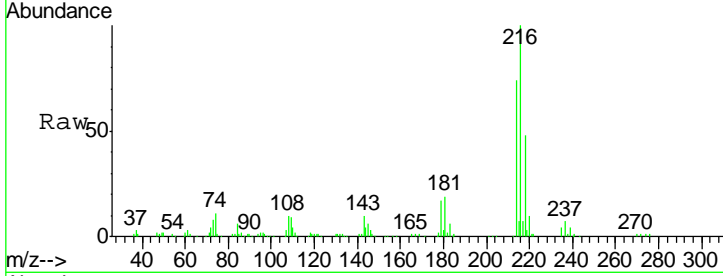




#39
 1,2,4,5-Tetrachlorobenzene
 Concen: 40.65 ng
 RT: 13.51 min Scan# 1740
 Delta R.T. -0.01 min
 Lab File: BG032693.D
 Acq: 14 Feb 2018 22:39

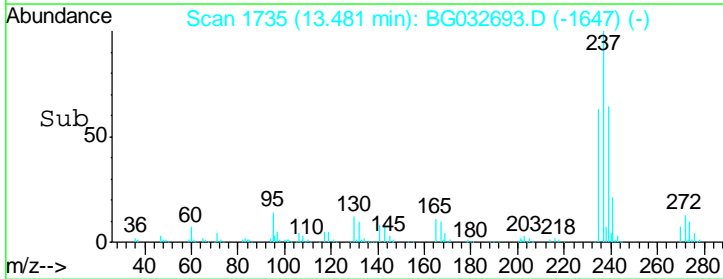
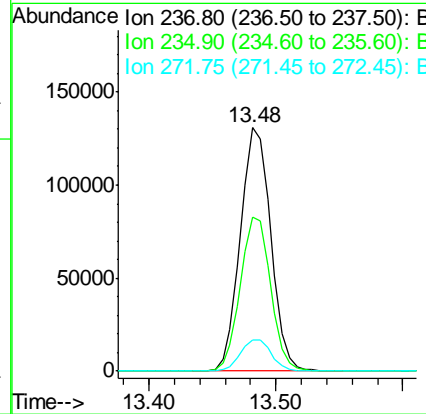
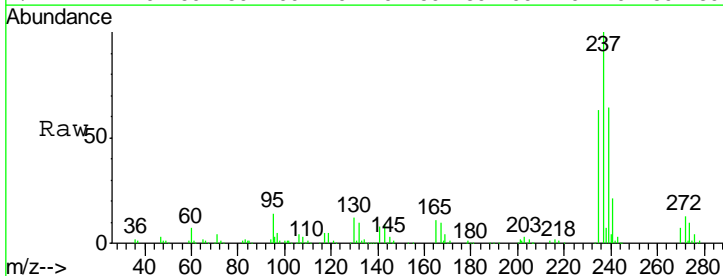
Instrument :
 BNA_G
 ClientSampled :

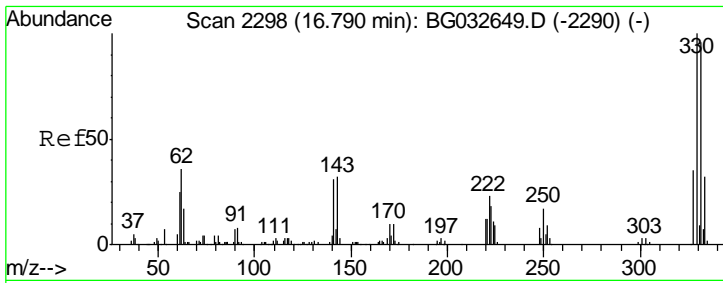
Tgt Ion	Resp	Lower	Upper
216	169451		
214	75.9	63.0	94.4
179	18.1	17.0	25.6
108	12.9	12.8	19.2



#40
 Hexachlorocyclopentadiene
 Concen: 82.37 ng
 RT: 13.48 min Scan# 1735
 Delta R.T. -0.01 min
 Lab File: BG032693.D
 Acq: 14 Feb 2018 22:39

Tgt Ion	Resp	Lower	Upper
237	217297		
235	63.4	50.4	90.4
272	12.8	0.0	31.8

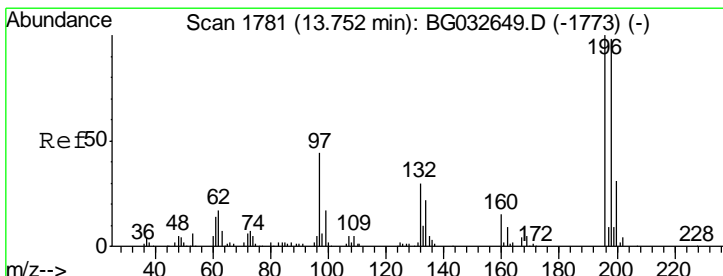
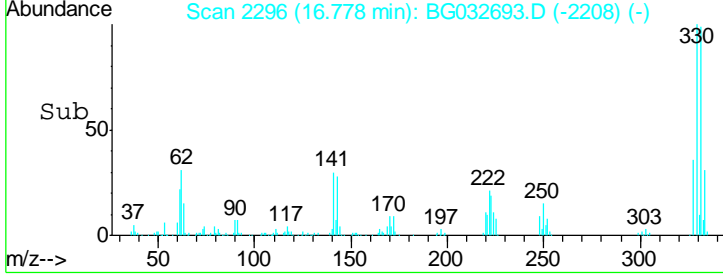
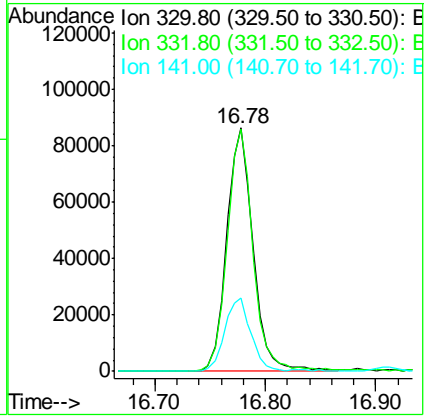
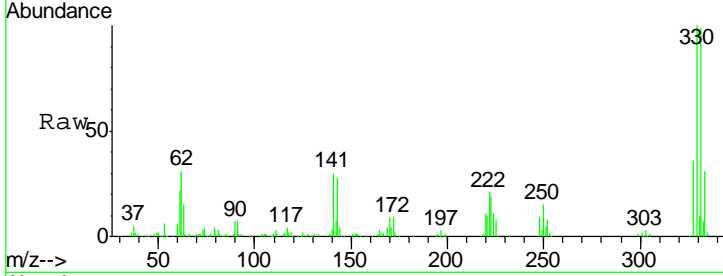




#41
 2,4,6-Tribromophenol
 Concen: 106.02 ng
 RT: 16.78 min Scan# 2296
 Delta R.T. -0.01 min
 Lab File: BG032693.D
 Acq: 14 Feb 2018 22:39

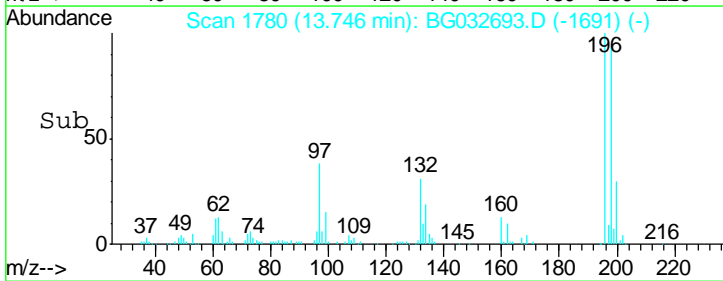
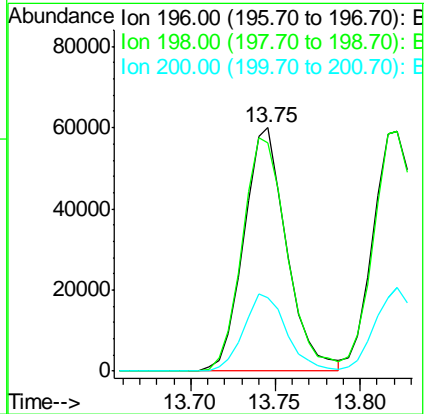
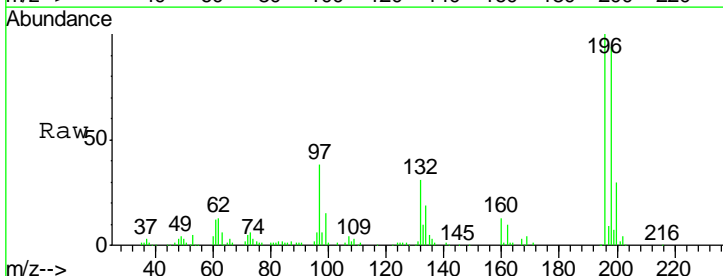
Instrument :
 BNA_G
 ClientSampled :

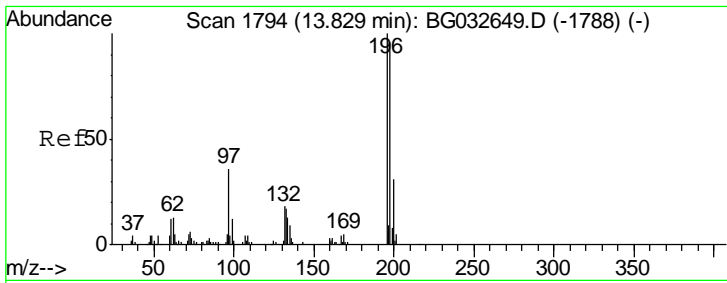
Tgt Ion	Resp	Lower	Upper
330	100		
332	97.9	77.0	115.6
141	30.4	25.2	37.8



#42
 2,4,6-Trichlorophenol
 Concen: 50.67 ng
 RT: 13.75 min Scan# 1780
 Delta R.T. -0.01 min
 Lab File: BG032693.D
 Acq: 14 Feb 2018 22:39

Tgt Ion	Resp	Lower	Upper
196	100		
198	93.9	78.2	117.2
200	30.2	24.6	36.8

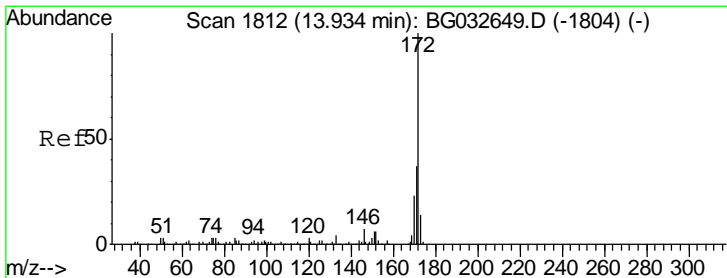
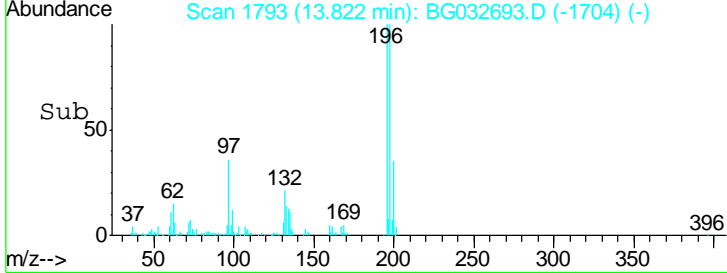
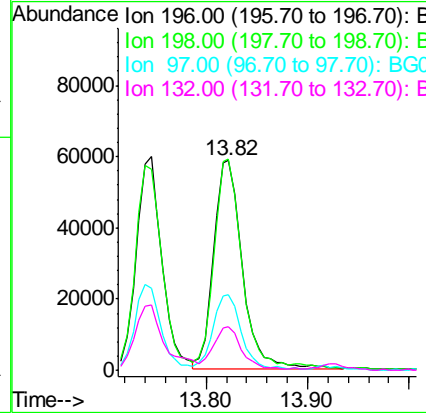
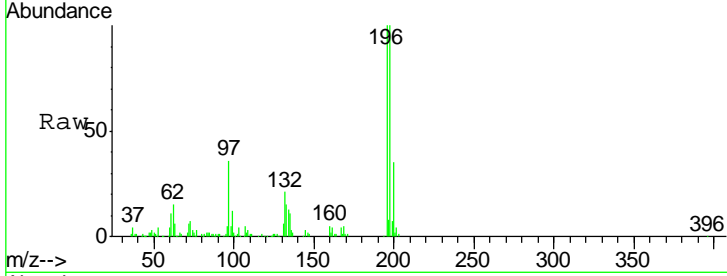




#43
 2,4,5-Trichlorophenol
 Concen: 44.28 ng
 RT: 13.82 min Scan# 1793
 Delta R.T. -0.01 min
 Lab File: BG032693.D
 Acq: 14 Feb 2018 22:39

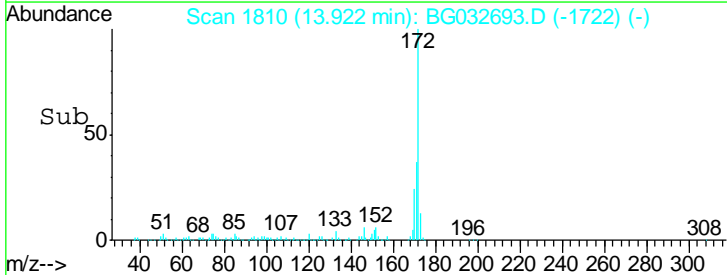
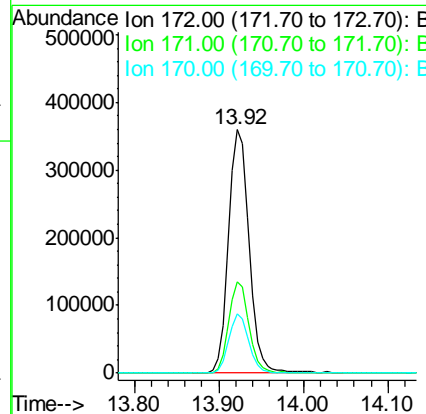
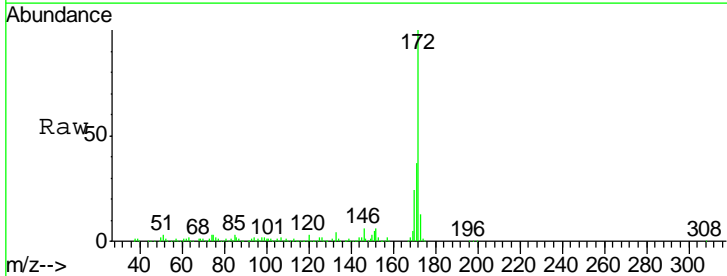
Instrument :
 BNA_G
 ClientSampled :

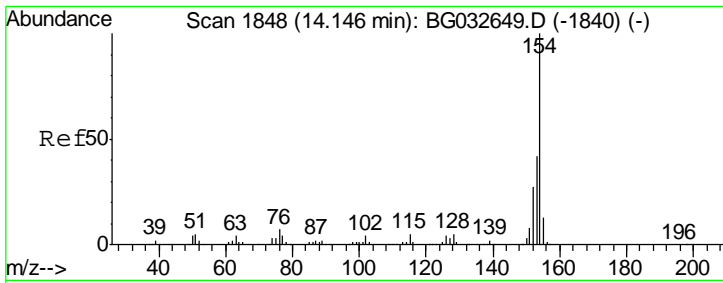
Tgt Ion	Resp	Lower	Upper
196	114816		
198	100.5	76.2	114.4
97	36.1	38.7	58.1#
132	20.9	20.2	30.2



#44
 2-Fluorobiphenyl
 Concen: 85.86 ng
 RT: 13.92 min Scan# 1810
 Delta R.T. -0.01 min
 Lab File: BG032693.D
 Acq: 14 Feb 2018 22:39

Tgt Ion	Resp	Lower	Upper
172	605983		
171	37.3	30.0	45.0
170	24.3	19.5	29.3

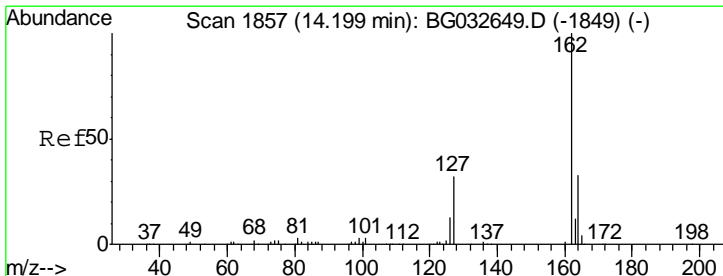
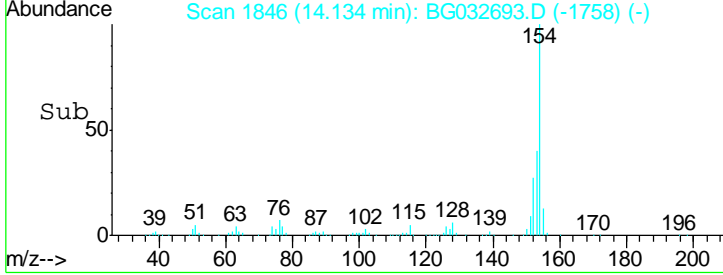
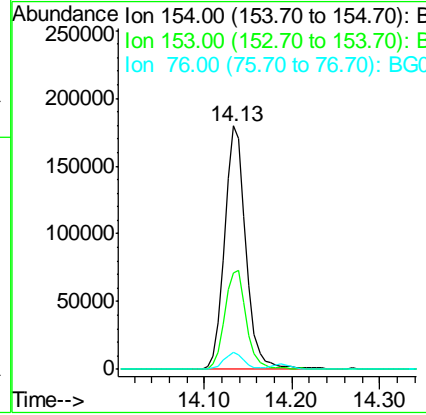
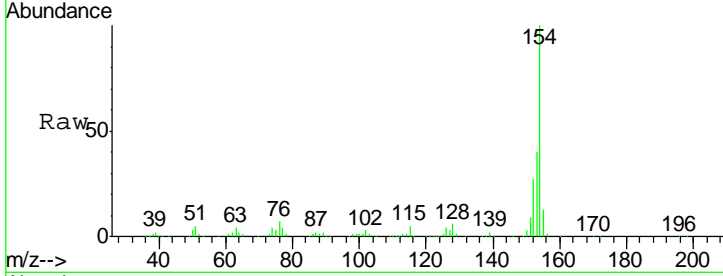




#45
 1,1'-Biphenyl
 Concen: 41.79 ng
 RT: 14.13 min Scan# 1846
 Delta R.T. -0.01 min
 Lab File: BG032693.D
 Acq: 14 Feb 2018 22:39

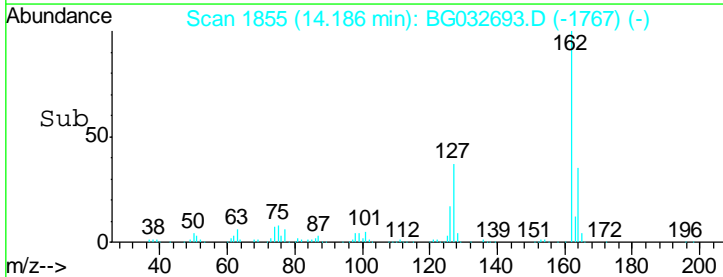
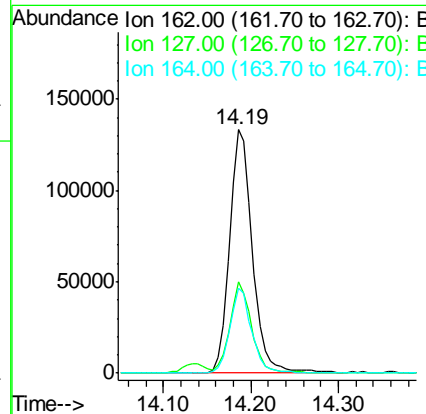
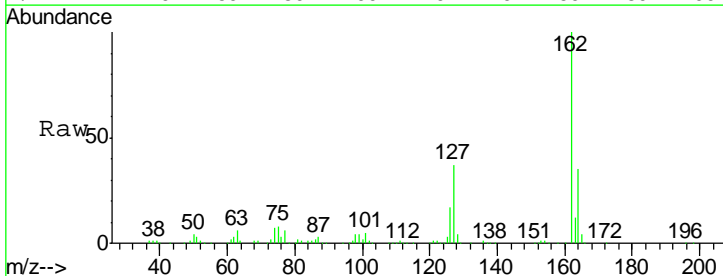
Instrument :
 BNA_G
 ClientSampled :

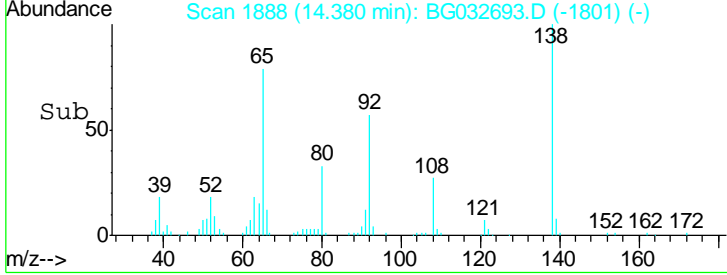
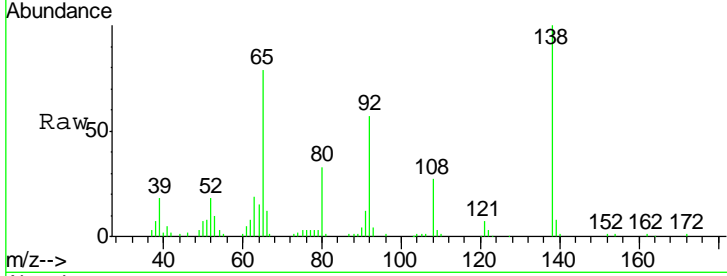
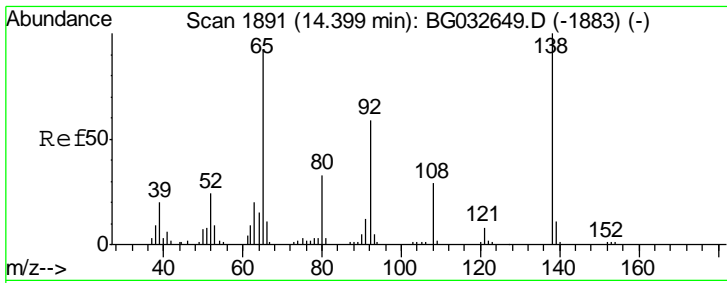
Tgt Ion	Resp	Lower	Upper
154	303466		
153	39.6	19.8	59.8
76	7.0	0.0	31.9



#46
 2-Chloronaphthalene
 Concen: 41.59 ng
 RT: 14.19 min Scan# 1855
 Delta R.T. -0.01 min
 Lab File: BG032693.D
 Acq: 14 Feb 2018 22:39

Tgt Ion	Resp	Lower	Upper
162	238995		
127	37.4	30.7	46.1
164	34.8	26.0	39.0


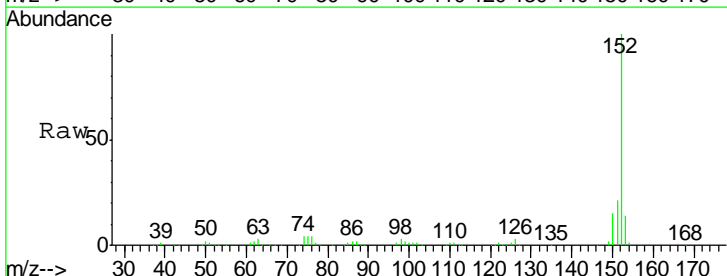
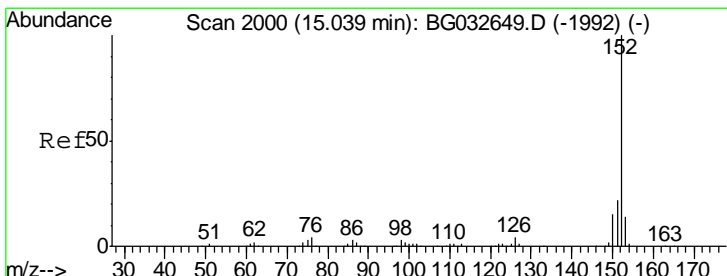
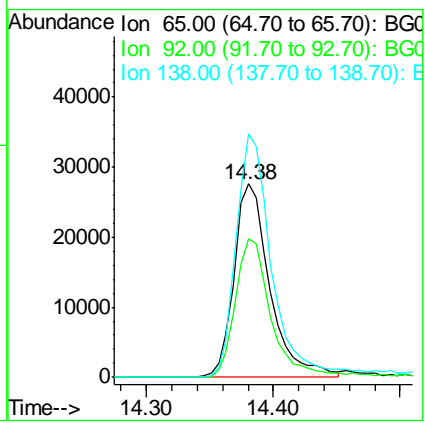




#47
 2-Nitroaniline
 Concen: 43.30 ng
 RT: 14.38 min Scan# 1888
 Delta R.T. -0.02 min
 Lab File: BG032693.D
 Acq: 14 Feb 2018 22:39

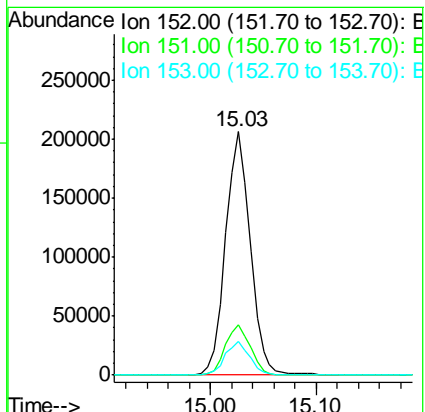
Instrument :
 BNA_G
 ClientSampled :

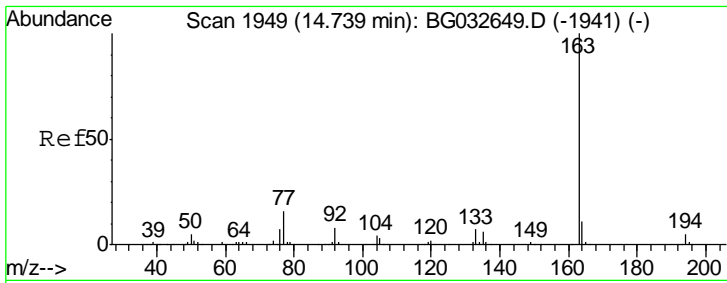
Tgt Ion	Resp	Lower	Upper
65	100		
92	71.5	54.6	82.0
138	125.8	72.9	109.3#



#48
 Acenaphthylene
 Concen: 39.28 ng
 RT: 15.03 min Scan# 1998
 Delta R.T. -0.01 min
 Lab File: BG032693.D
 Acq: 14 Feb 2018 22:39

Tgt Ion	Resp	Lower	Upper
152	100		
151	20.8	17.2	25.8
153	13.9	10.2	15.4

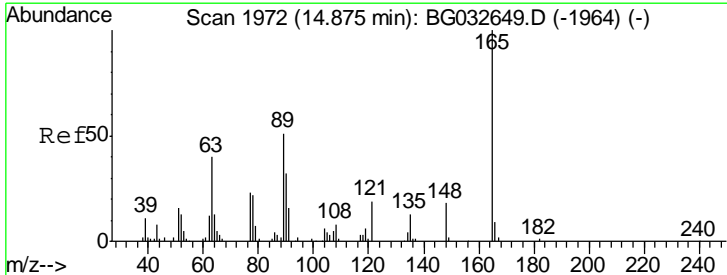
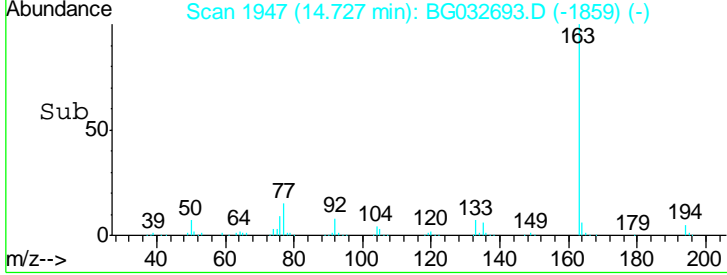
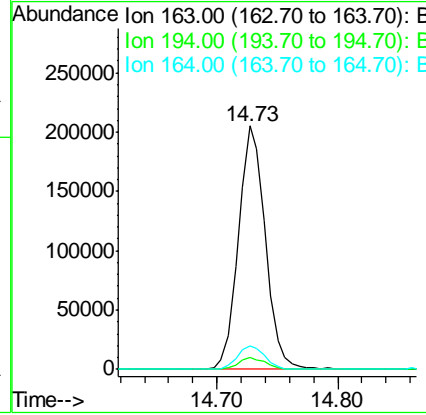
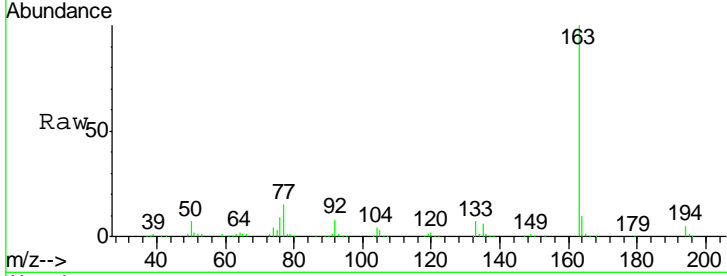




#49
 Dimethylphthalate
 Concen: 41.76 ng
 RT: 14.73 min Scan# 1947
 Delta R.T. -0.01 min
 Lab File: BG032693.D
 Acq: 14 Feb 2018 22:39

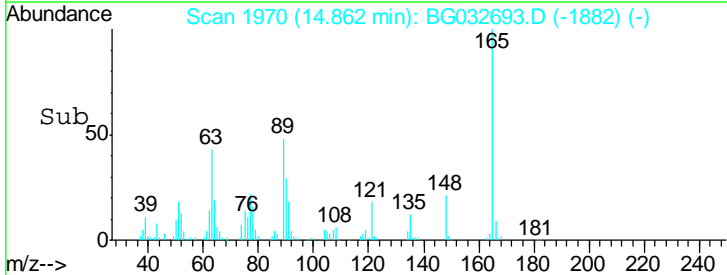
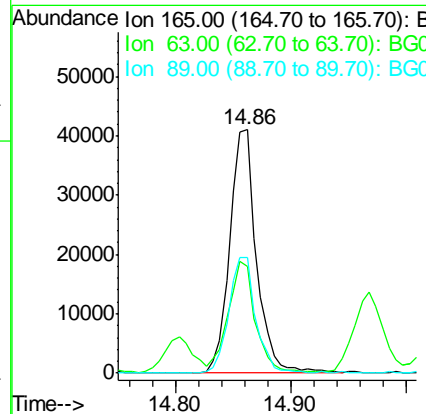
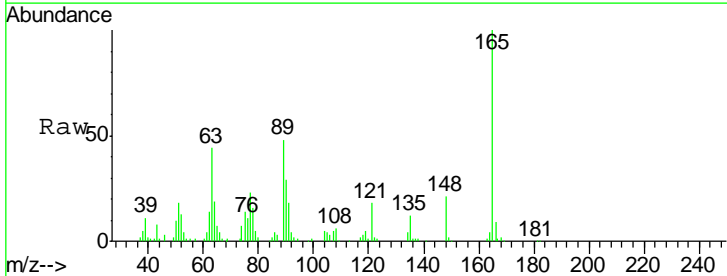
Instrument :
 BNA_G
 ClientSampled :

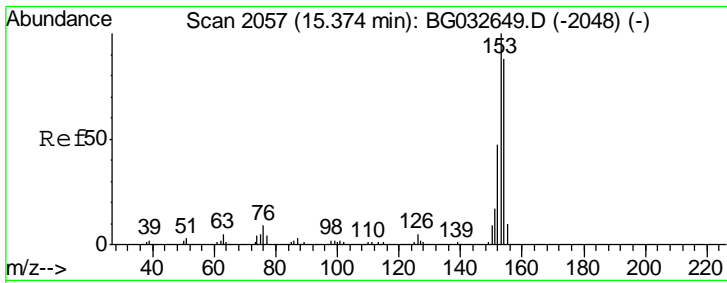
Tgt Ion	Resp	Lower	Upper
163	100		
194	4.9	3.4	5.2
164	9.7	8.2	12.4



#50
 2,6-Dinitrotoluene
 Concen: 41.95 ng
 RT: 14.86 min Scan# 1970
 Delta R.T. -0.01 min
 Lab File: BG032693.D
 Acq: 14 Feb 2018 22:39

Tgt Ion	Resp	Lower	Upper
165	100		
63	43.8	52.7	79.1#
89	47.7	49.2	73.8#

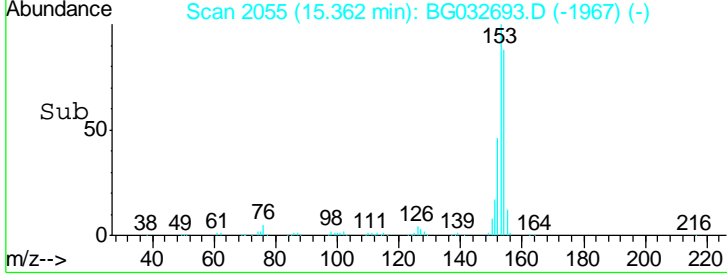
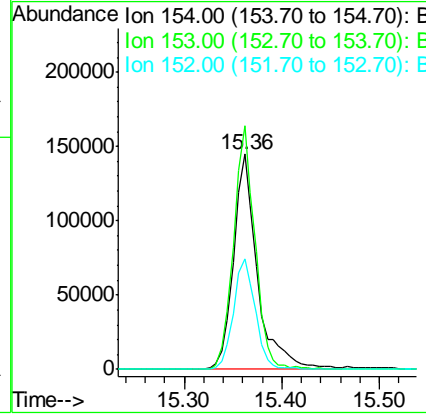
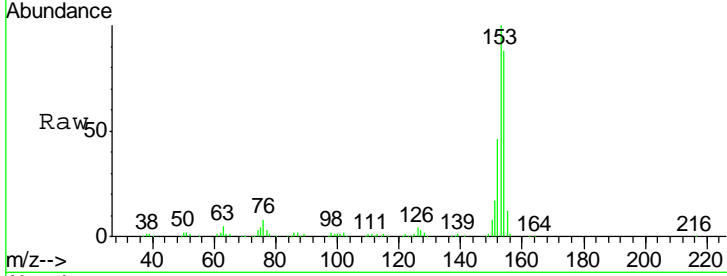




#51
 Acenaphthene
 Concen: 42.92 ng
 RT: 15.36 min Scan# 2055
 Delta R.T. -0.01 min
 Lab File: BG032693.D
 Acq: 14 Feb 2018 22:39

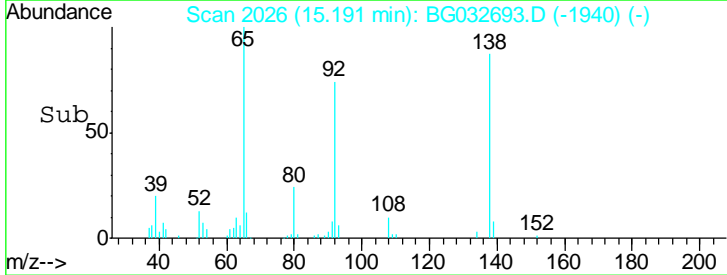
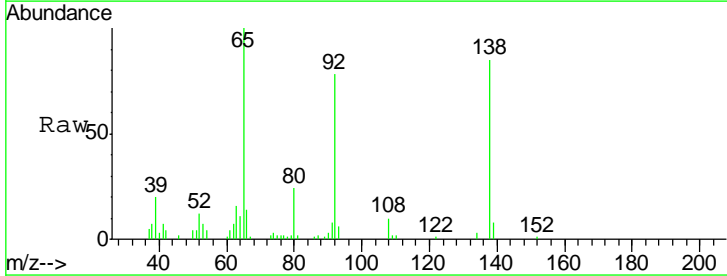
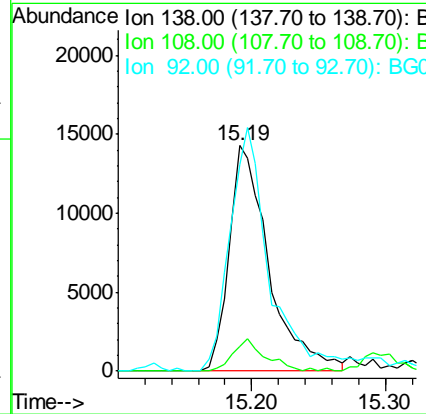
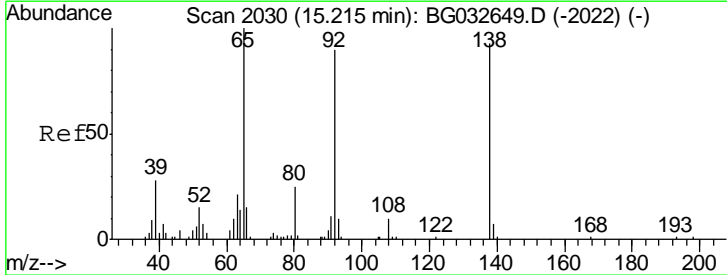
Instrument :
 BNA_G
 ClientSampled :

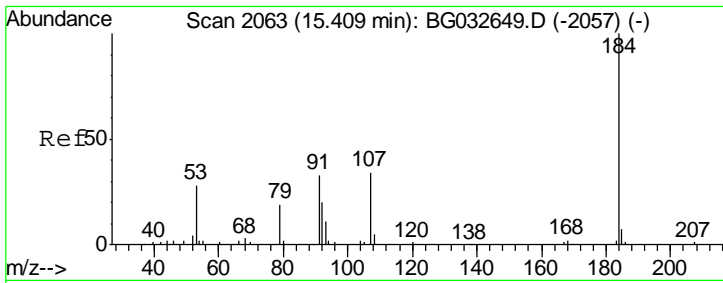
Tgt Ion	Resp	Lower	Upper
154	100		
153	113.2	90.4	135.6
152	51.6	41.6	62.4



#52
 3-Nitroaniline
 Concen: 21.50 ng
 RT: 15.19 min Scan# 2026
 Delta R.T. -0.02 min
 Lab File: BG032693.D
 Acq: 14 Feb 2018 22:39

Tgt Ion	Resp	Lower	Upper
138	100		
108	11.2	17.5	26.3#
92	91.5	105.8	158.8#

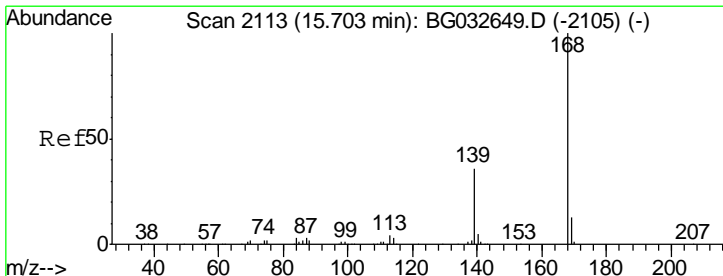
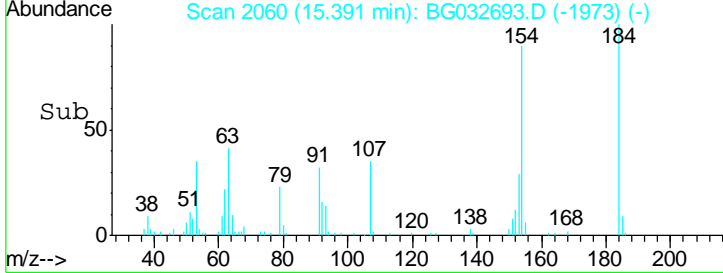
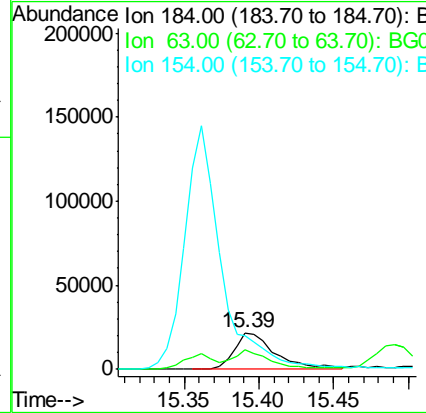
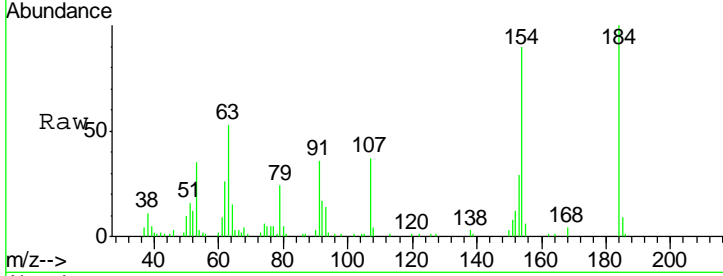




#53
 2,4-Dinitrophenol
 Concen: 53.24 ng
 RT: 15.39 min Scan# 2060
 Delta R.T. -0.02 min
 Lab File: BG032693.D
 Acq: 14 Feb 2018 22:39

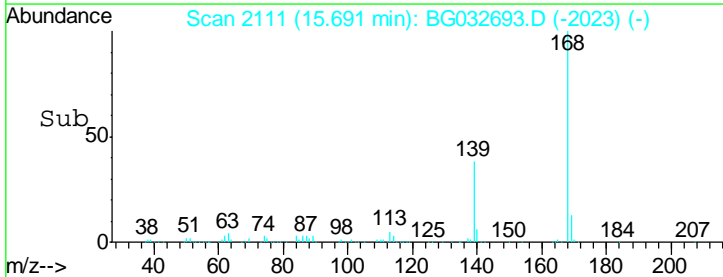
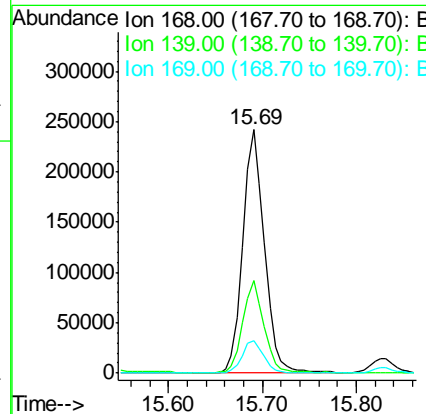
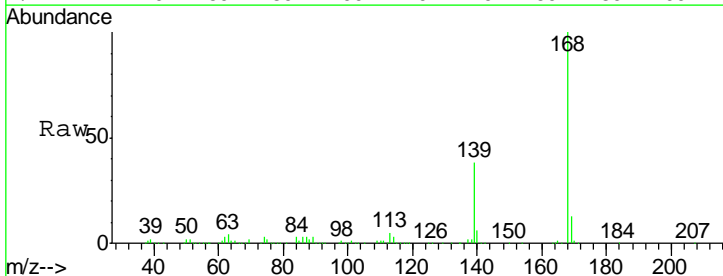
Instrument :
 BNA_G
 ClientSampled :

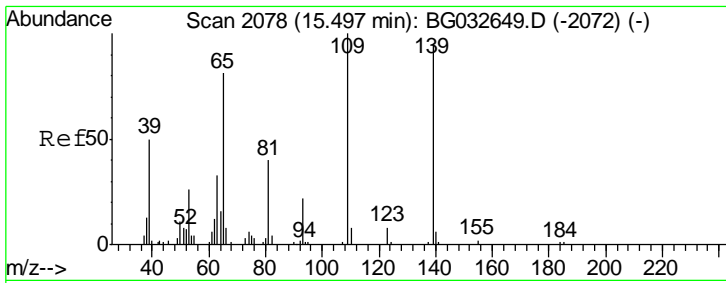
Tgt Ion	Resp	Lower	Upper
184	41338		
63	53.2	59.8	89.8#
154	90.3	101.8	152.8#



#54
 Dibenzofuran
 Concen: 44.85 ng
 RT: 15.69 min Scan# 2111
 Delta R.T. -0.01 min
 Lab File: BG032693.D
 Acq: 14 Feb 2018 22:39

Tgt Ion	Resp	Lower	Upper
168	385294		
139	38.0	28.6	43.0
169	13.3	11.2	16.8

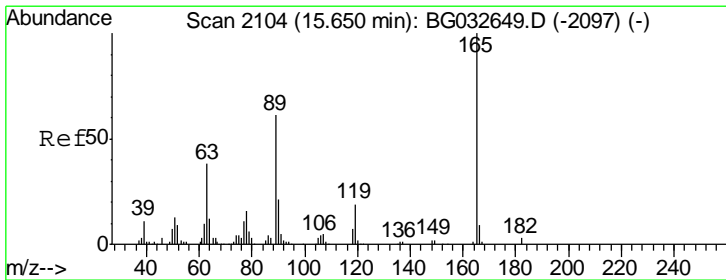
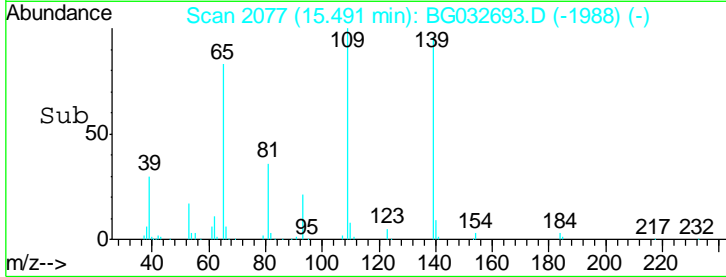
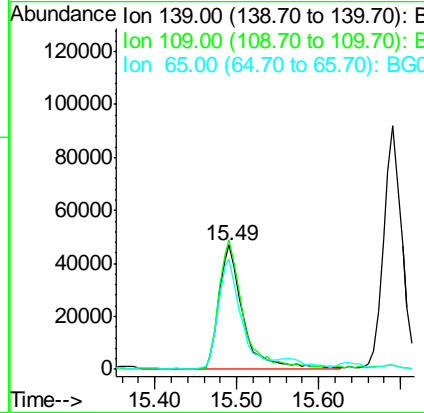
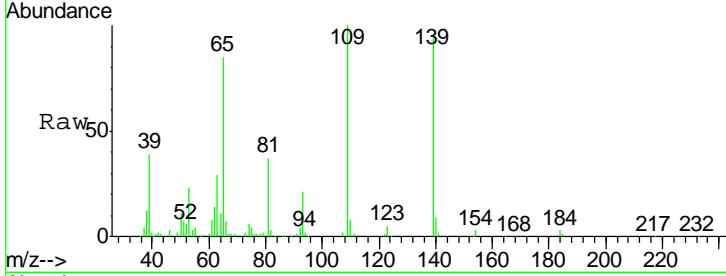




#55
 4-Nitrophenol
 Concen: 94.20 ng
 RT: 15.49 min Scan# 2077
 Delta R.T. -0.01 min
 Lab File: BG032693.D
 Acq: 14 Feb 2018 22:39

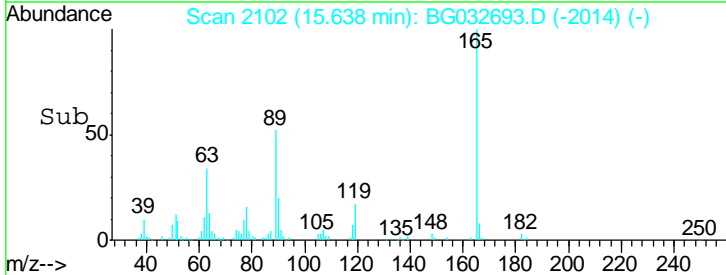
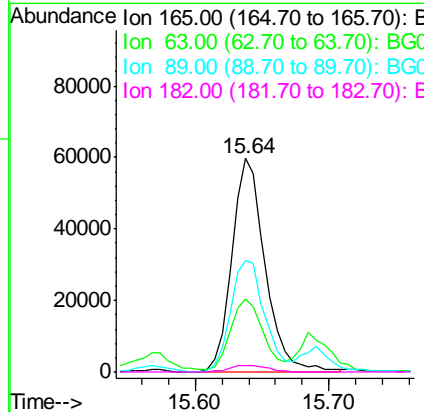
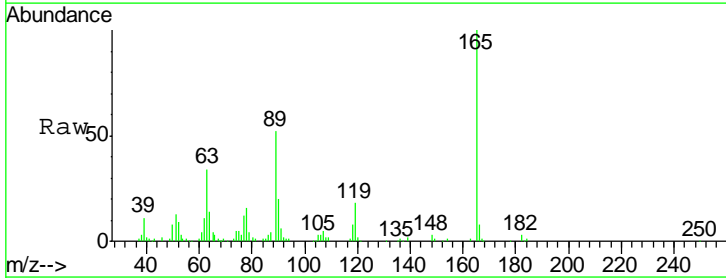
Instrument :
 BNA_G
 ClientSampled :

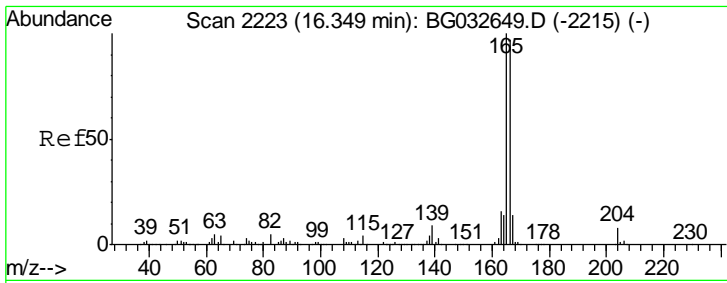
Tgt Ion	Resp	Lower	Upper
139	100		
109	104.5	62.2	102.2#
65	89.2	97.2	137.2#



#56
 2,4-Dinitrotoluene
 Concen: 47.82 ng
 RT: 15.64 min Scan# 2102
 Delta R.T. -0.01 min
 Lab File: BG032693.D
 Acq: 14 Feb 2018 22:39

Tgt Ion	Resp	Lower	Upper
165	100		
63	34.0	42.0	63.0#
89	52.4	66.9	100.3#
182	3.3	2.6	3.8

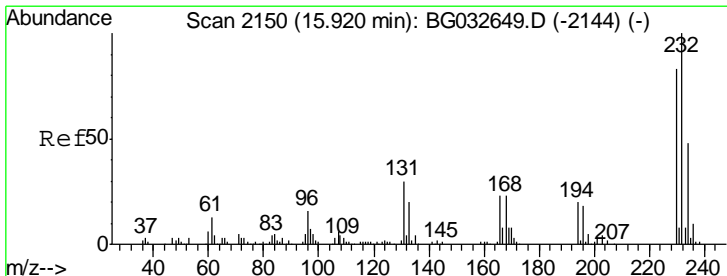
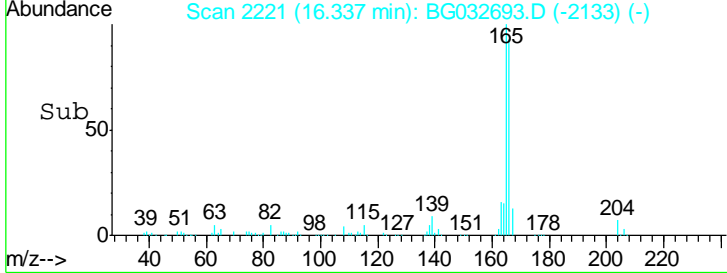
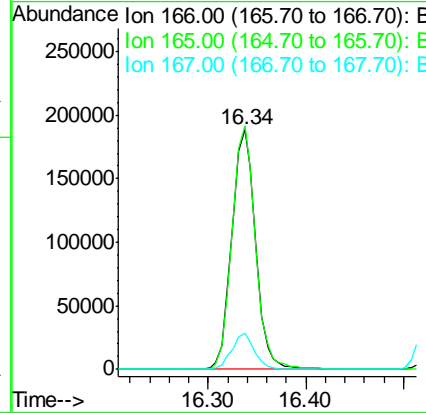
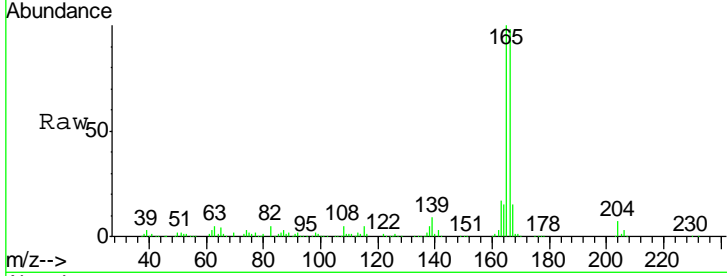




#57
 Fluorene
 Concen: 45.19 ng
 RT: 16.34 min Scan# 2221
 Delta R.T. -0.01 min
 Lab File: BG032693.D
 Acq: 14 Feb 2018 22:39

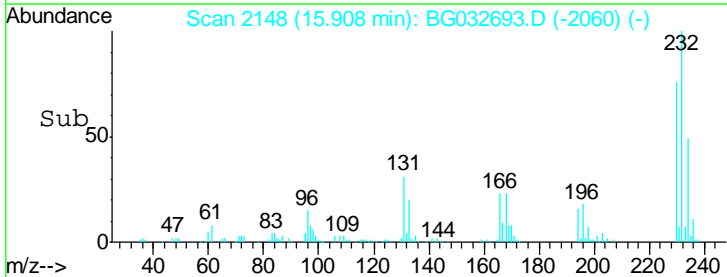
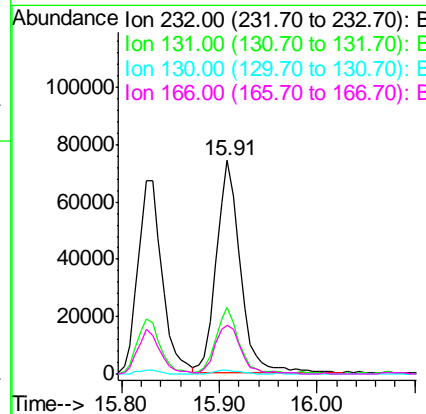
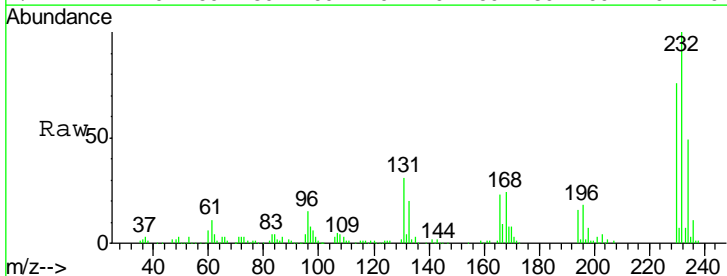
Instrument :
 BNA_G
 ClientSampled :

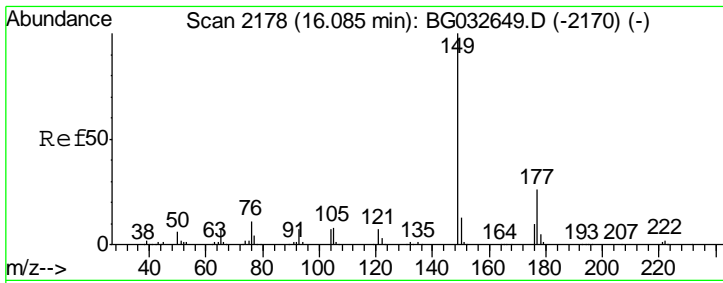
Tgt Ion	Resp	Lower	Upper
166	100		
165	101.6	80.6	121.0
167	15.2	10.4	15.6



#58
 2,3,4,6-Tetrachlorophenol
 Concen: 51.63 ng
 RT: 15.91 min Scan# 2148
 Delta R.T. -0.01 min
 Lab File: BG032693.D
 Acq: 14 Feb 2018 22:39

Tgt Ion	Resp	Lower	Upper
232	100		
131	29.2	33.5	50.3#
130	2.0	2.2	3.2#
166	25.3	24.8	37.2

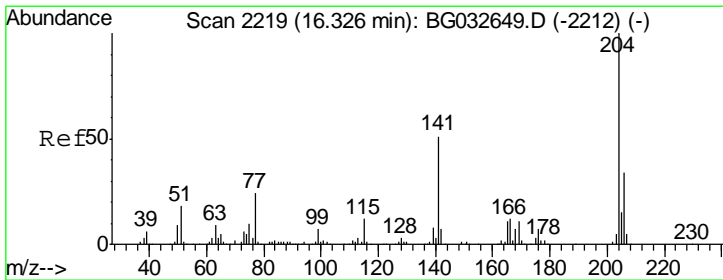
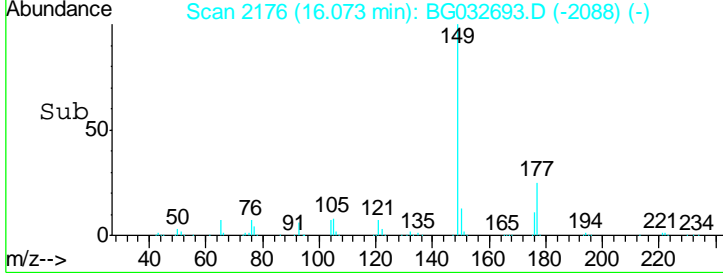
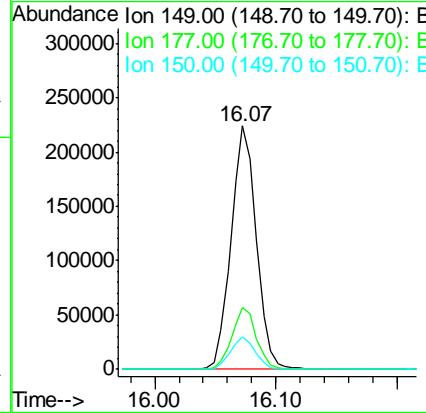
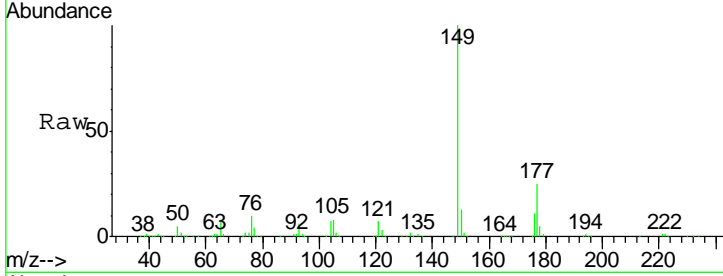




#59
 Diethylphthalate
 Concen: 43.81 ng
 RT: 16.07 min Scan# 2176
 Delta R.T. -0.01 min
 Lab File: BG032693.D
 Acq: 14 Feb 2018 22:39

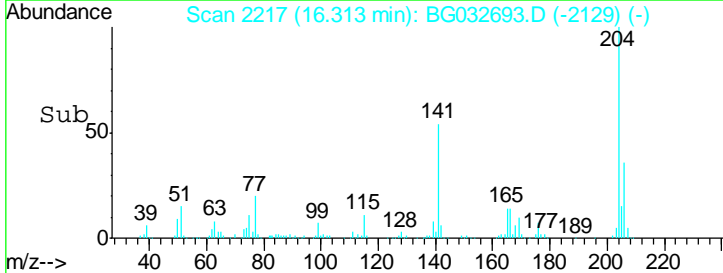
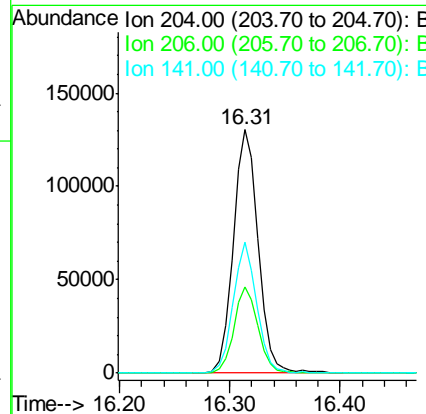
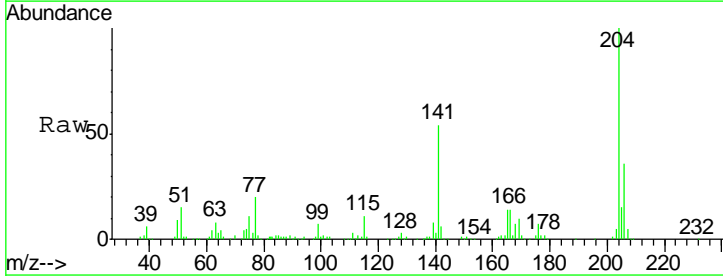
Instrument :
 BNA_G
 ClientSampled :

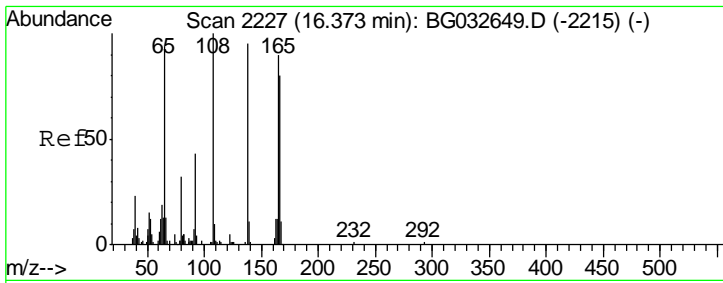
Tgt Ion	Resp	Lower	Upper
149	325192		
177	25.3	18.5	27.7
150	13.1	10.2	15.2



#60
 4-Chlorophenyl-phenylether
 Concen: 44.02 ng
 RT: 16.31 min Scan# 2217
 Delta R.T. -0.01 min
 Lab File: BG032693.D
 Acq: 14 Feb 2018 22:39

Tgt Ion	Resp	Lower	Upper
204	205307		
206	35.6	26.2	39.2
141	53.7	45.8	68.6

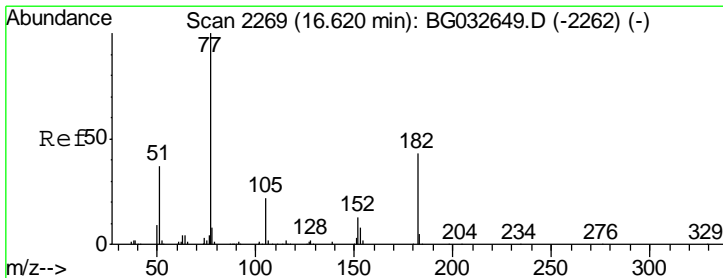
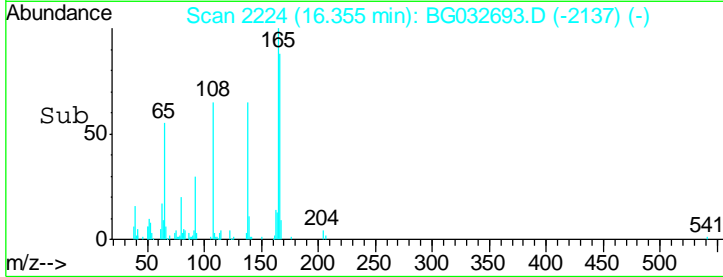
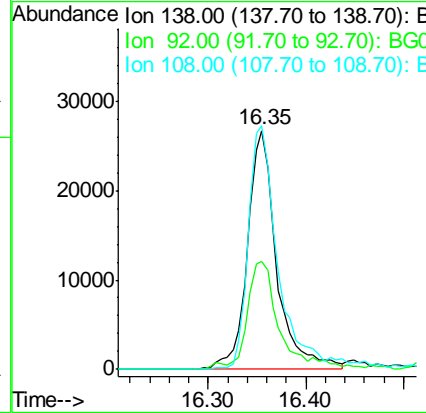
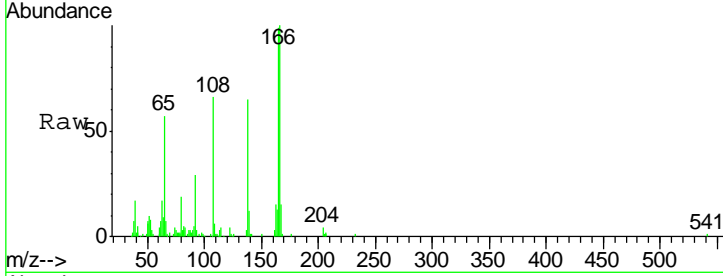




#61
 4-Nitroaniline
 Concen: 39.01 ng
 RT: 16.35 min Scan# 2224
 Delta R.T. -0.02 min
 Lab File: BG032693.D
 Acq: 14 Feb 2018 22:39

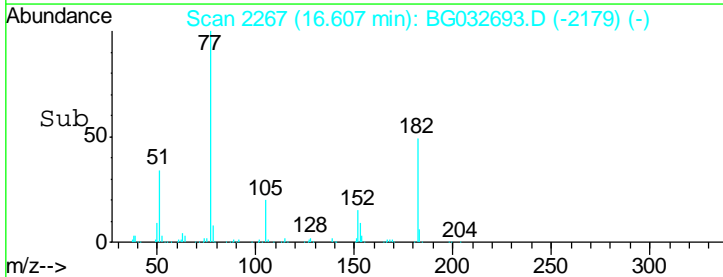
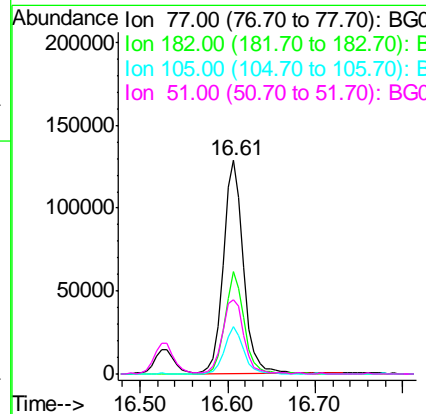
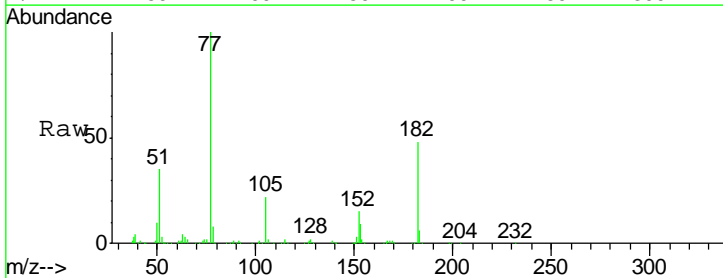
Instrument :
 BNA_G
 ClientSampled :

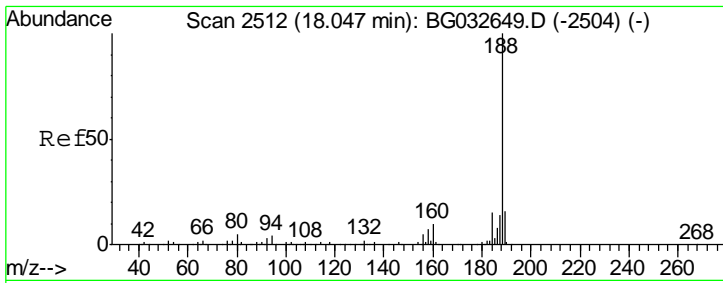
Tgt Ion	Resp	Lower	Upper
138	100		
92	45.4	40.1	80.1
108	102.0	65.4	105.4



#62
 Azobenzene
 Concen: 42.85 ng
 RT: 16.61 min Scan# 2267
 Delta R.T. -0.01 min
 Lab File: BG032693.D
 Acq: 14 Feb 2018 22:39

Tgt Ion	Resp	Lower	Upper
77	100		
182	48.1	7.4	47.4#
105	22.4	0.3	40.3
51	34.6	11.6	51.6

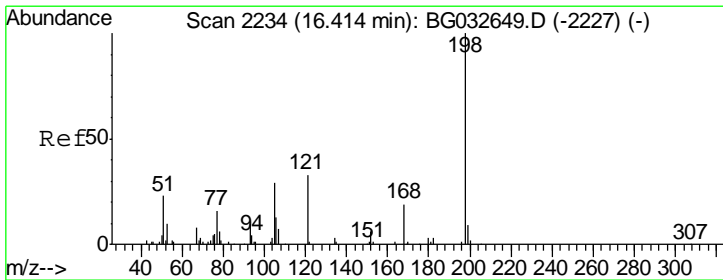
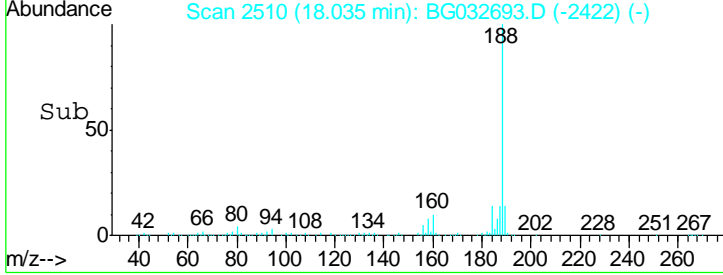
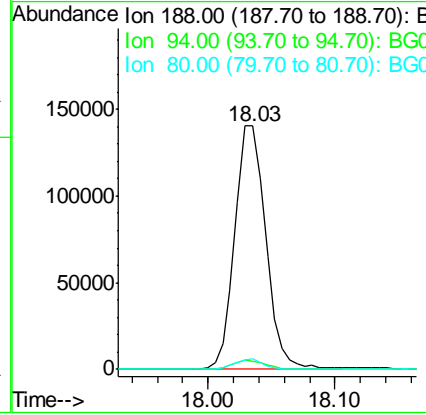
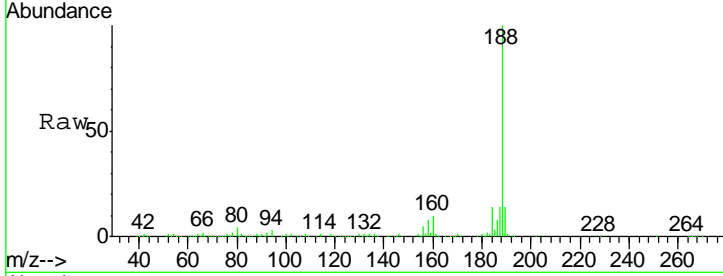




#63
 Phenanthrene-d10
 Concen: 20.00 ng
 RT: 18.03 min Scan# 2510
 Delta R.T. -0.01 min
 Lab File: BG032693.D
 Acq: 14 Feb 2018 22:39

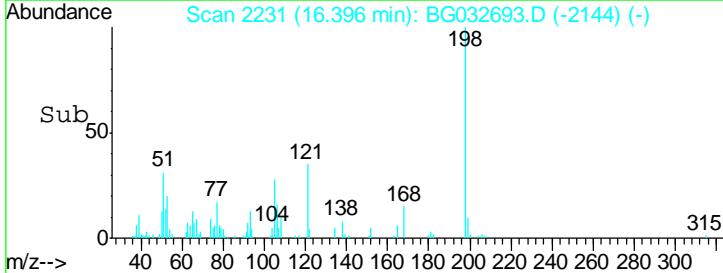
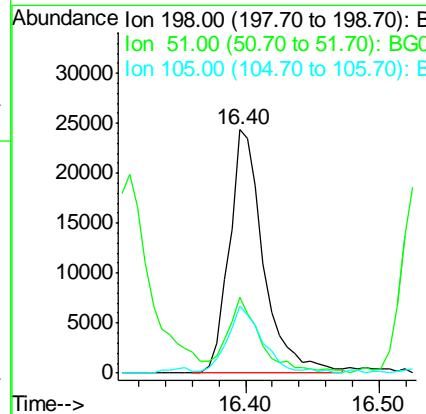
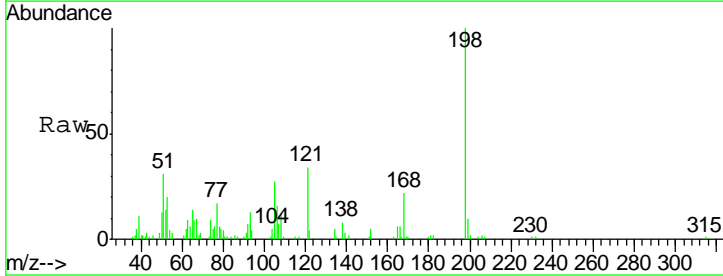
Instrument :
 BNA_G
 ClientSampled :

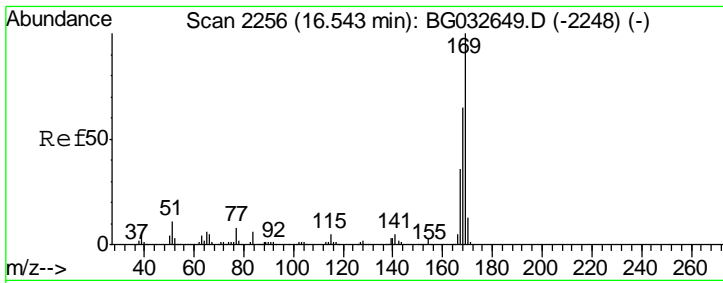
Tgt Ion	Resp	Lower	Upper
188	100		
94	3.4	6.9	10.3#
80	4.3	7.7	11.5#



#64
 4,6-Dinitro-2-methylphenol
 Concen: 27.54 ng
 RT: 16.40 min Scan# 2231
 Delta R.T. -0.02 min
 Lab File: BG032693.D
 Acq: 14 Feb 2018 22:39

Tgt Ion	Resp	Lower	Upper
198	100		
51	31.0	30.6	70.6
105	27.3	23.8	63.8

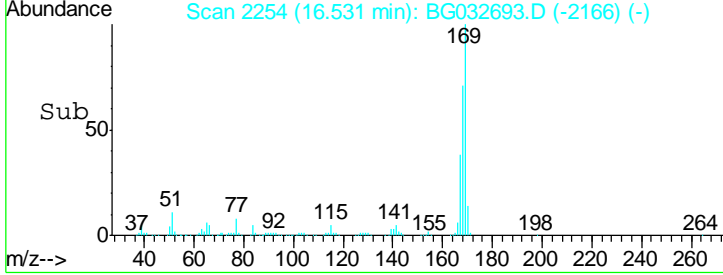
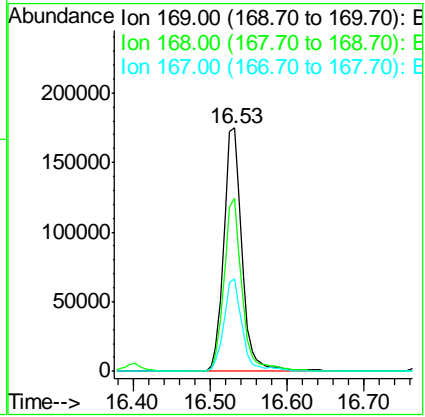
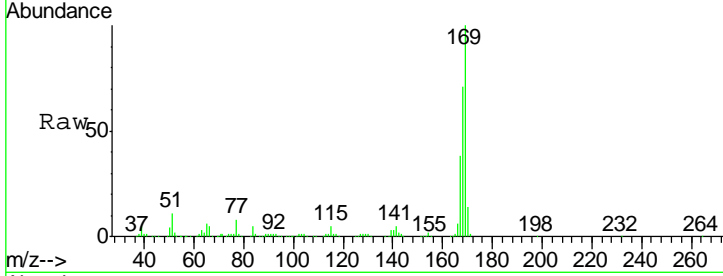




#65
 n-Nitrosodiphenylamine
 Concen: 41.19 ng
 RT: 16.53 min Scan# 2254
 Delta R.T. -0.01 min
 Lab File: BG032693.D
 Acq: 14 Feb 2018 22:39

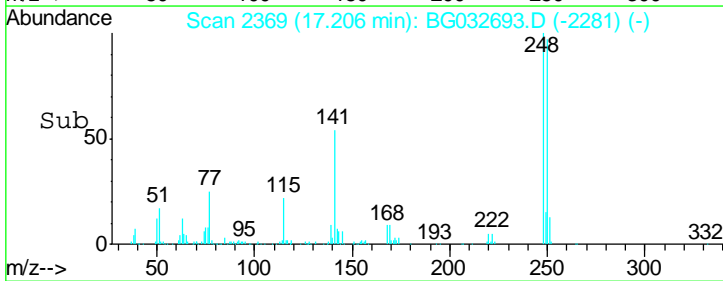
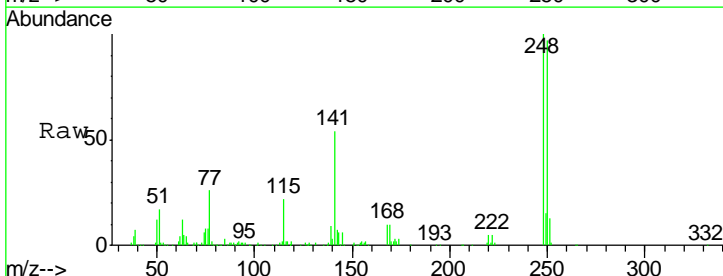
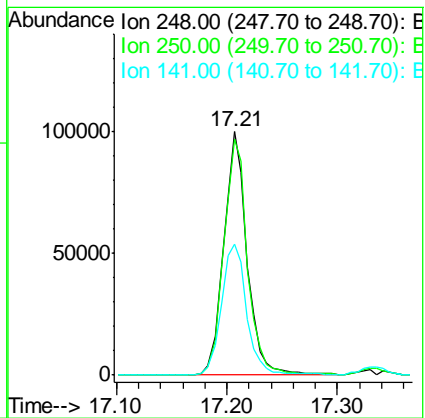
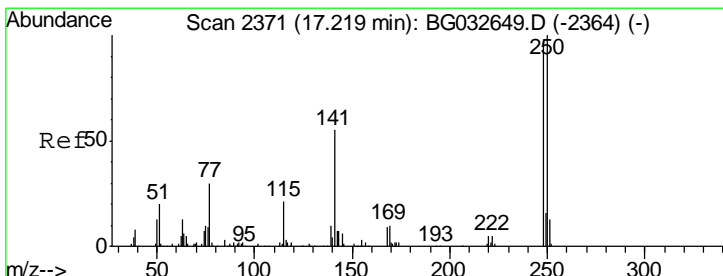
Instrument :
 BNA_G
 ClientSampled :

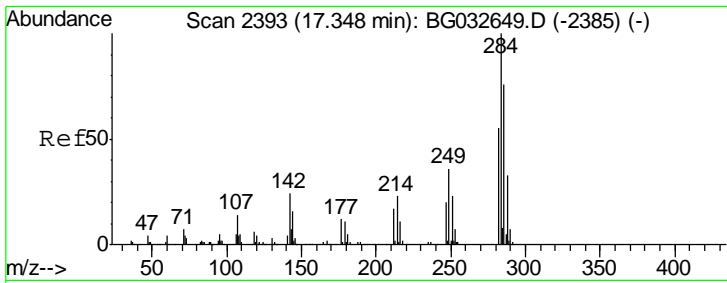
Tgt Ion	Resp	Lower	Upper
169	100		
168	71.0	55.7	83.5
167	37.8	30.1	45.1



#66
 4-Bromophenyl-phenylether
 Concen: 43.08 ng
 RT: 17.21 min Scan# 2369
 Delta R.T. -0.01 min
 Lab File: BG032693.D
 Acq: 14 Feb 2018 22:39

Tgt Ion	Resp	Lower	Upper
248	100		
250	96.9	77.1	115.7
141	53.9	50.8	76.2

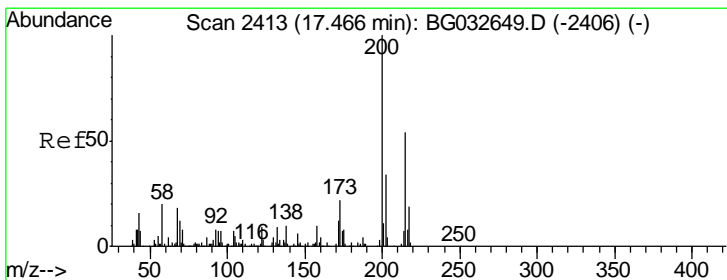
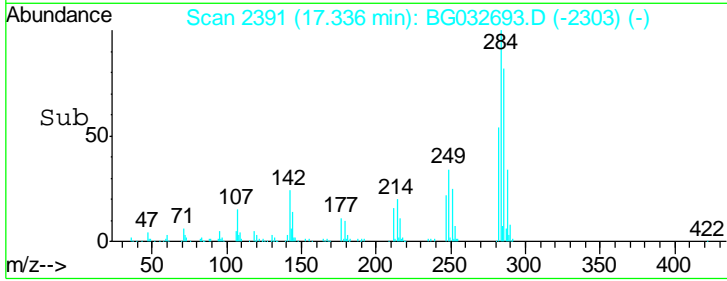
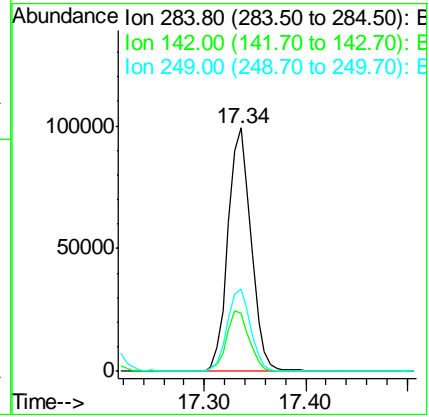
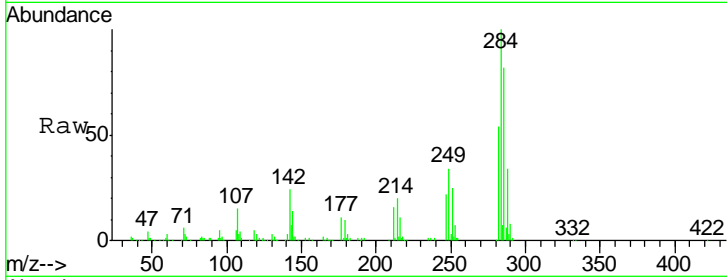




#67
 Hexachlorobenzene
 Concen: 42.72 ng
 RT: 17.34 min Scan# 2391
 Delta R.T. -0.01 min
 Lab File: BG032693.D
 Acq: 14 Feb 2018 22:39

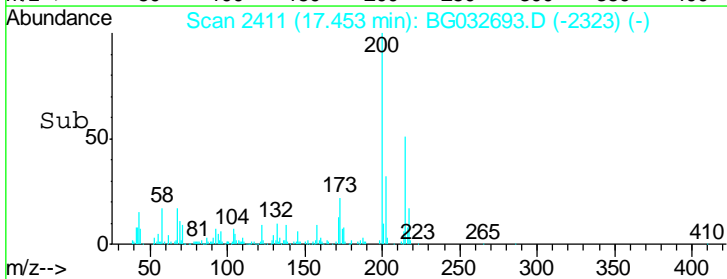
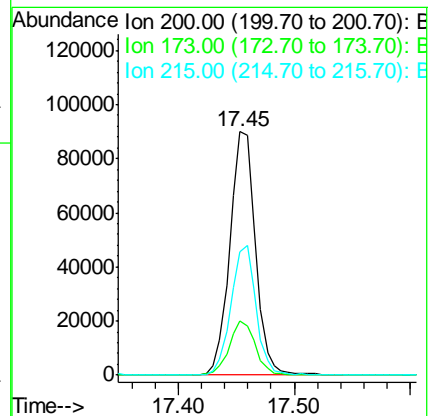
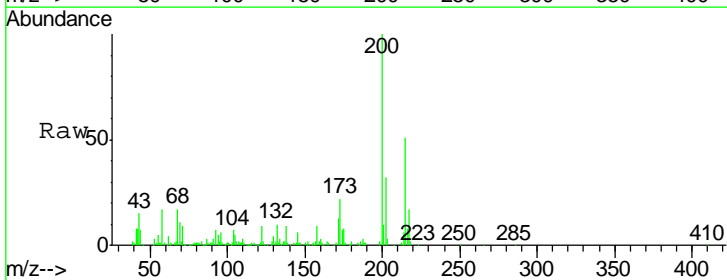
Instrument :
 BNA_G
 ClientSampled :

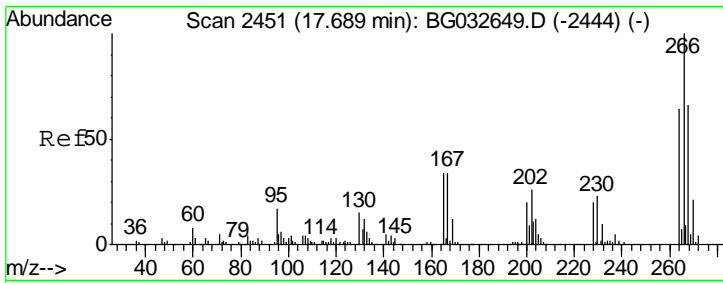
Tgt Ion	Resp	Lower	Upper
284	156834		
142	23.9	26.8	40.2#
249	33.9	26.3	39.5



#68
 Atrazine
 Concen: 46.08 ng
 RT: 17.45 min Scan# 2411
 Delta R.T. -0.01 min
 Lab File: BG032693.D
 Acq: 14 Feb 2018 22:39

Tgt Ion	Resp	Lower	Upper
200	138444		
173	22.4	5.2	45.2
215	50.6	30.4	70.4



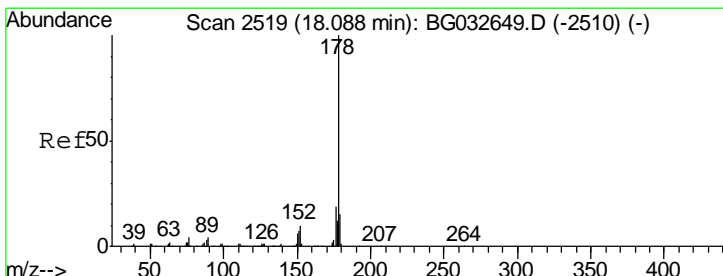
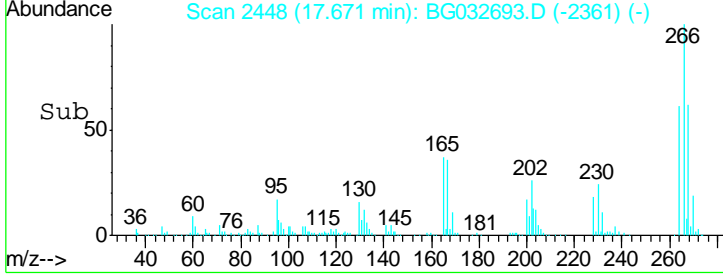
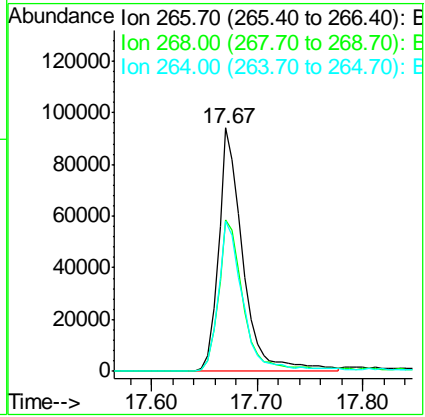
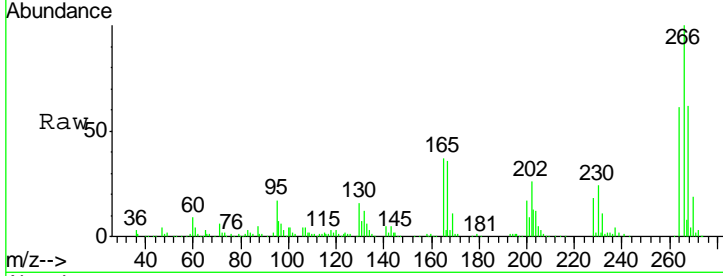


#69
 Pentachlorophenol
 Concen: 67.21 ng
 RT: 17.67 min Scan# 2448
 Delta R.T. -0.02 min
 Lab File: BG032693.D
 Acq: 14 Feb 2018 22:39

Instrument :
 BNA_G
 ClientSampled :

Tgt Ion: 266 Resp: 151064

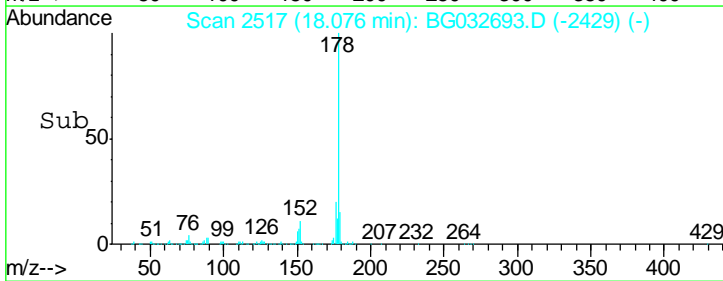
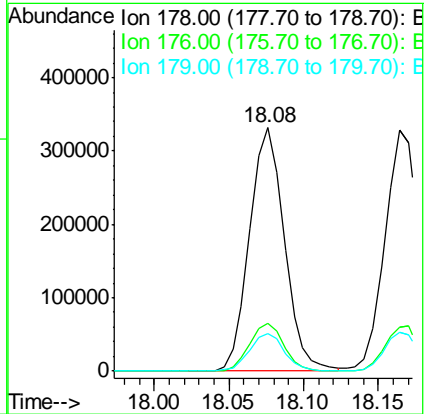
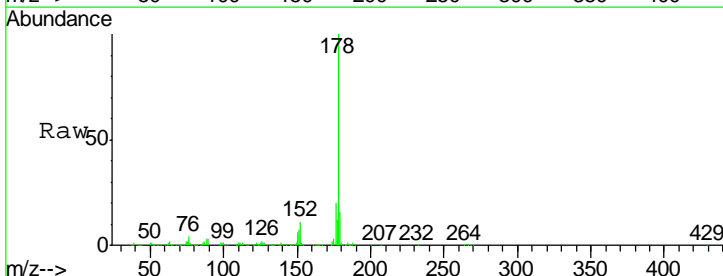
Ion	Ratio	Lower	Upper
266	100		
268	62.0	51.1	76.7
264	61.4	49.6	74.4

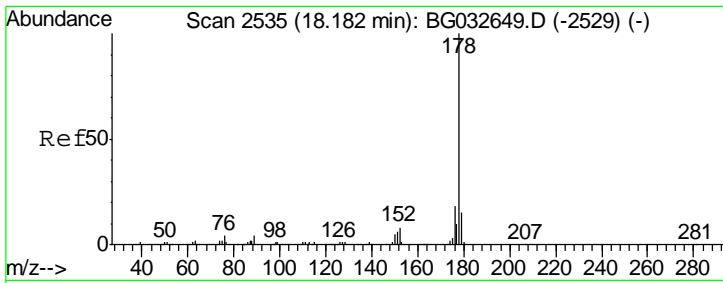


#70
 Phenanthrene
 Concen: 41.75 ng
 RT: 18.08 min Scan# 2517
 Delta R.T. -0.01 min
 Lab File: BG032693.D
 Acq: 14 Feb 2018 22:39

Tgt Ion: 178 Resp: 535694

Ion	Ratio	Lower	Upper
178	100		
176	19.7	15.7	23.5
179	15.5	12.5	18.7

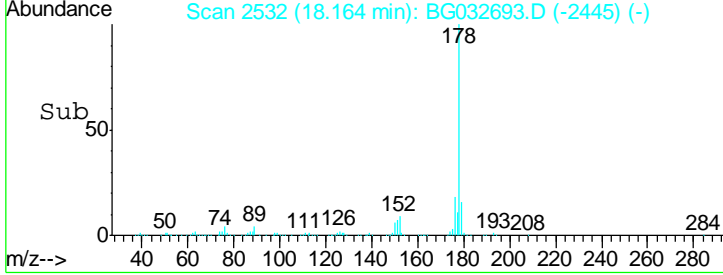
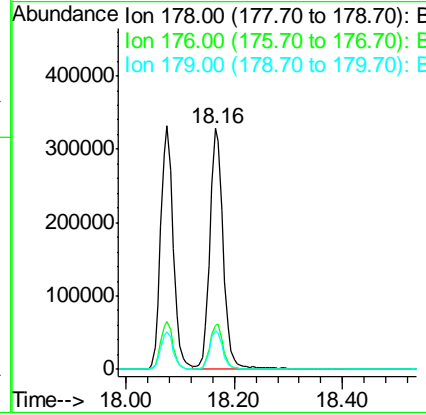
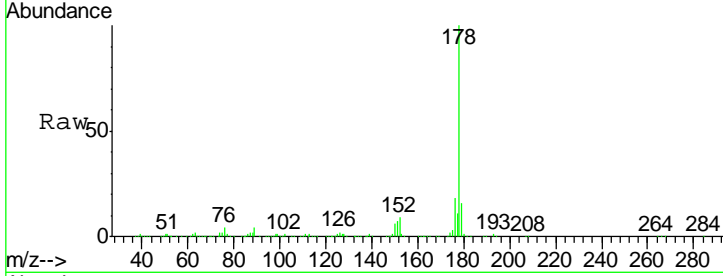




#71
 Anthracene
 Concen: 42.98 ng
 RT: 18.16 min Scan# 2532
 Delta R.T. -0.02 min
 Lab File: BG032693.D
 Acq: 14 Feb 2018 22:39

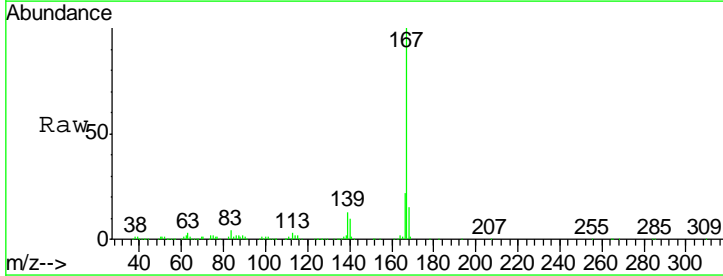
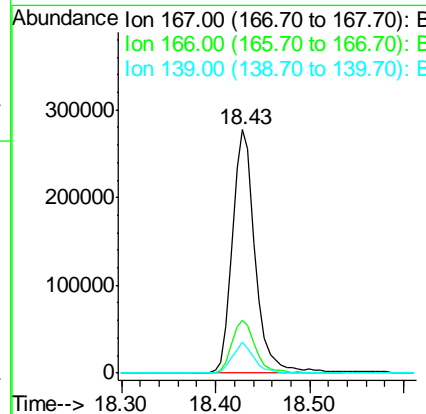
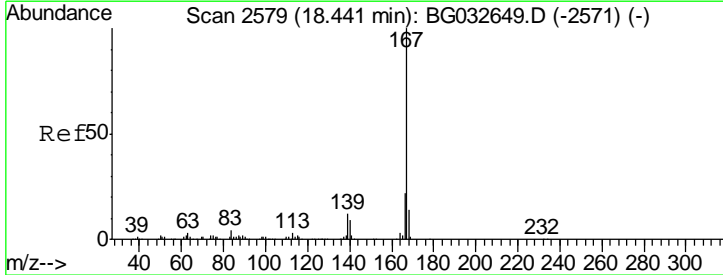
Instrument :
 BNA_G
 ClientSampled :

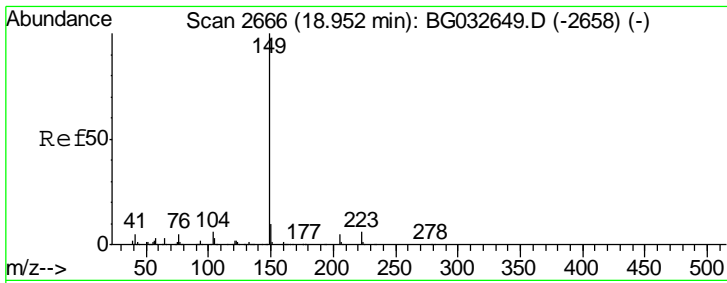
Tgt Ion	Resp	Lower	Upper
178	100		
176	18.4	16.0	24.0
179	16.3	12.5	18.7



#72
 Carbazole
 Concen: 41.62 ng
 RT: 18.43 min Scan# 2577
 Delta R.T. -0.01 min
 Lab File: BG032693.D
 Acq: 14 Feb 2018 22:39

Tgt Ion	Resp	Lower	Upper
167	100		
166	21.6	18.2	27.4
139	12.7	9.4	14.2

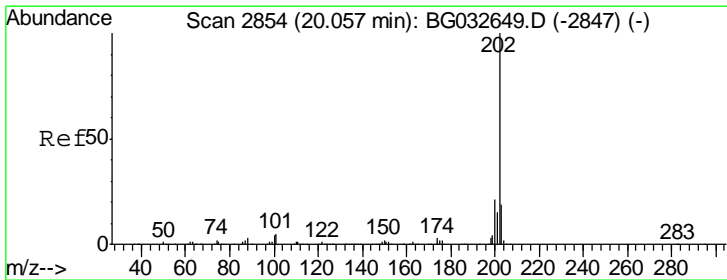
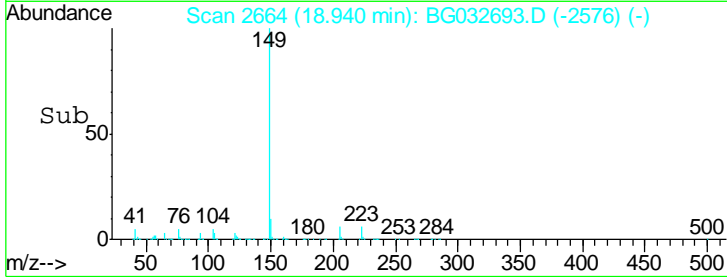
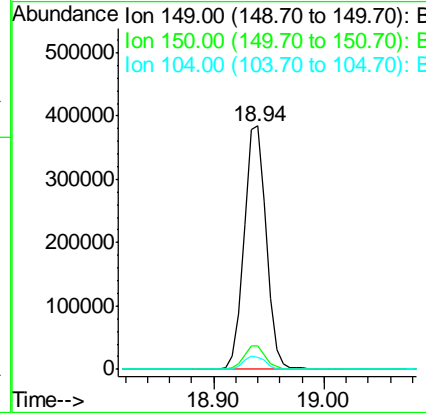
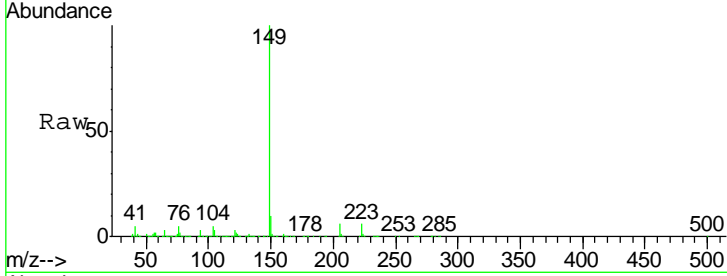




#73
 Di-n-butylphthalate
 Concen: 42.89 ng
 RT: 18.94 min Scan# 2664
 Delta R.T. -0.01 min
 Lab File: BG032693.D
 Acq: 14 Feb 2018 22:39

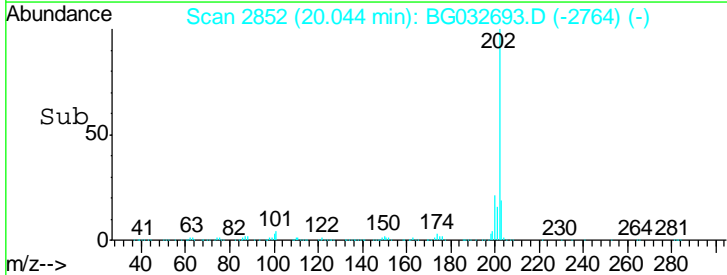
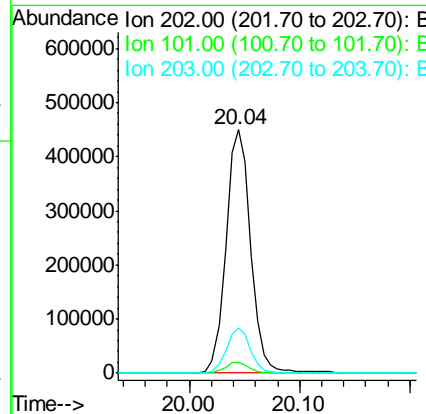
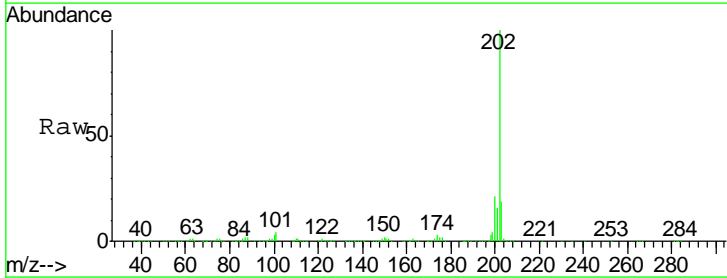
Instrument :
 BNA_G
 ClientSampled :

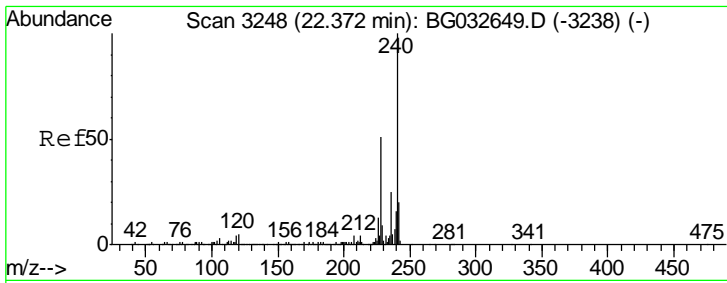
Tgt Ion	Resp	Lower	Upper
149	100		
150	9.6	7.8	11.6
104	5.0	3.9	5.9



#74
 Fluoranthene
 Concen: 40.84 ng
 RT: 20.04 min Scan# 2852
 Delta R.T. -0.01 min
 Lab File: BG032693.D
 Acq: 14 Feb 2018 22:39

Tgt Ion	Resp	Lower	Upper
202	100		
101	4.4	0.0	28.9
203	18.7	0.0	37.5

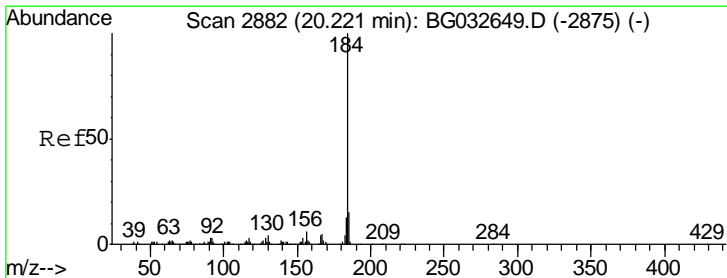
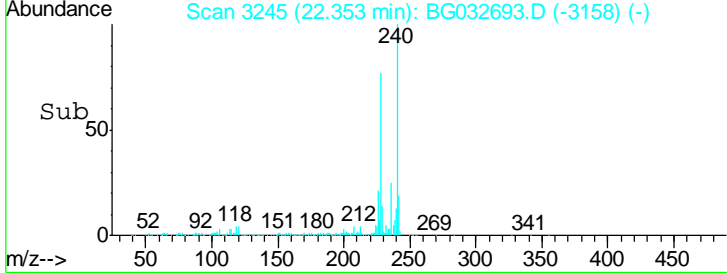
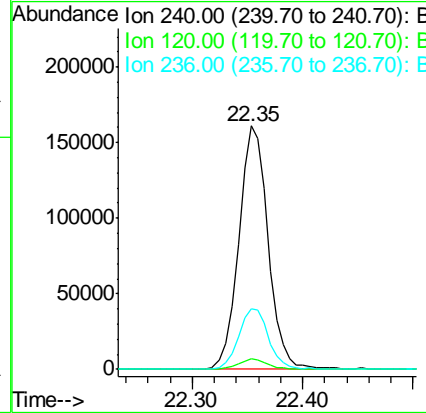
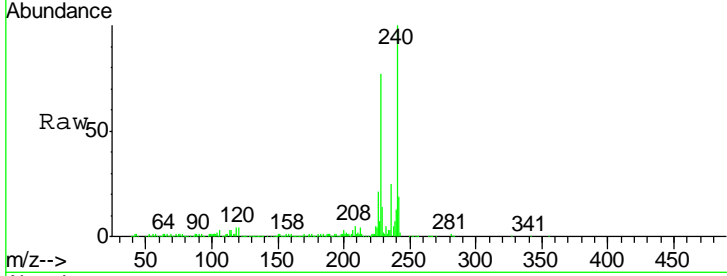




#75
 Chrysene-d12
 Concen: 20.00 ng
 RT: 22.35 min Scan# 3245
 Delta R.T. -0.02 min
 Lab File: BG032693.D
 Acq: 14 Feb 2018 22:39

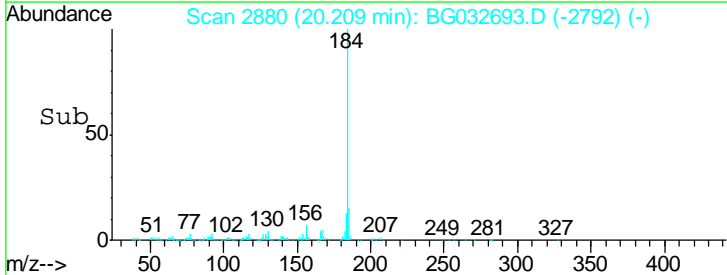
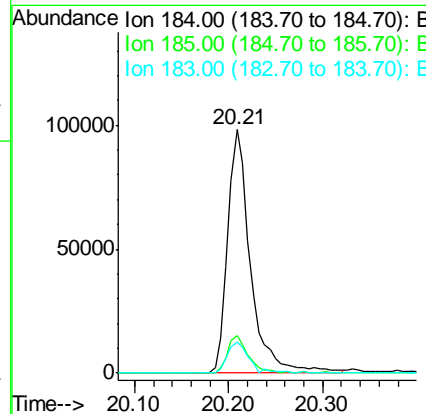
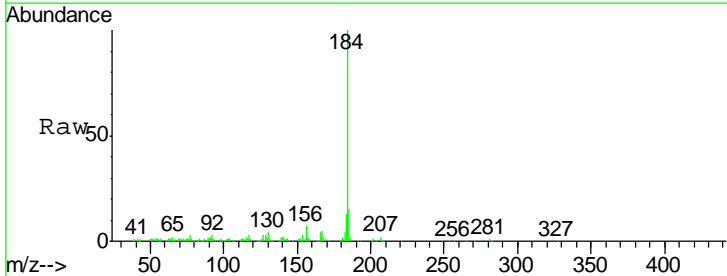
Instrument :
 BNA_G
 ClientSampled :

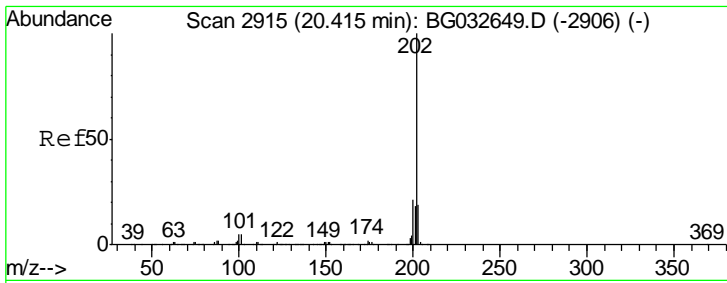
Tgt Ion	Resp	Lower	Upper
240	299493		
120	4.2	6.8	10.2#
236	24.7	20.9	31.3



#76
 Benzidine
 Concen: 23.64 ng
 RT: 20.21 min Scan# 2880
 Delta R.T. -0.01 min
 Lab File: BG032693.D
 Acq: 14 Feb 2018 22:39

Tgt Ion	Resp	Lower	Upper
184	166715		
185	15.2	11.1	16.7
183	12.7	10.6	16.0

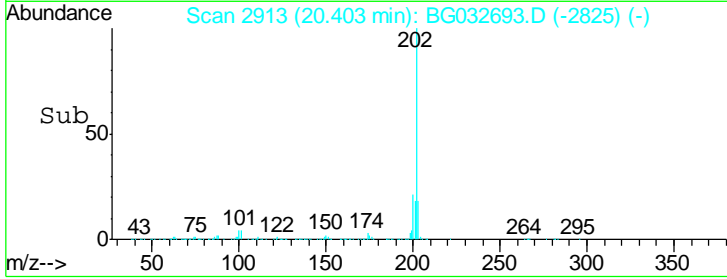
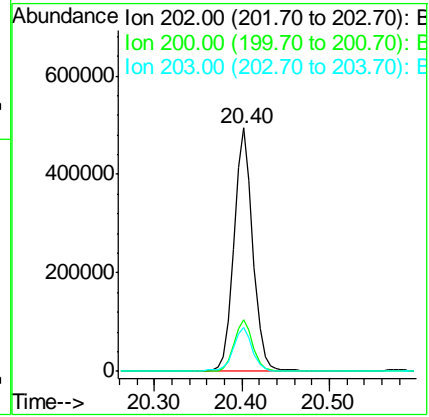
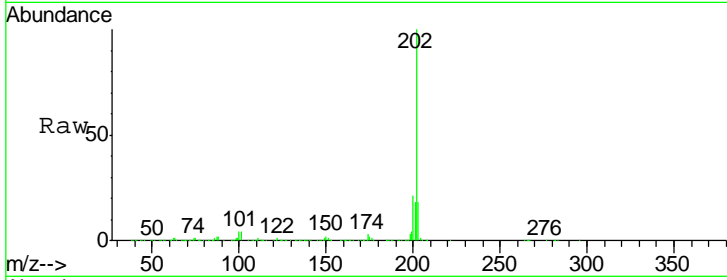




#77
 Pyrene
 Concen: 40.89 ng
 RT: 20.40 min Scan# 2913
 Delta R.T. -0.01 min
 Lab File: BG032693.D
 Acq: 14 Feb 2018 22:39

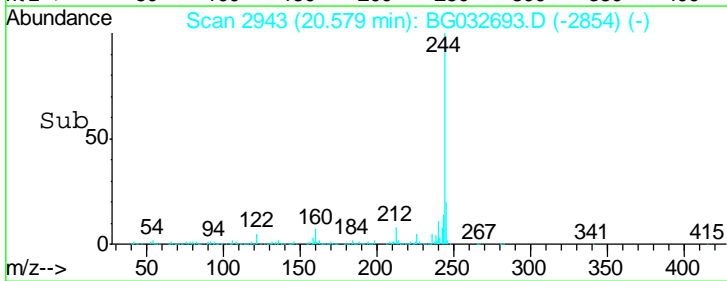
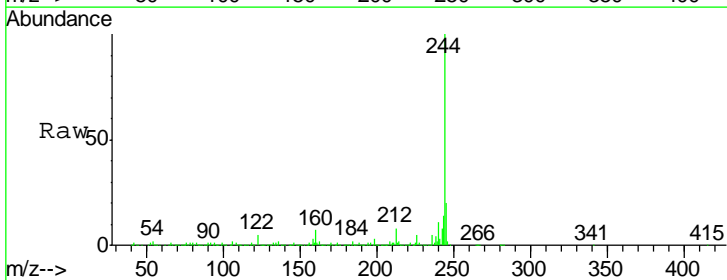
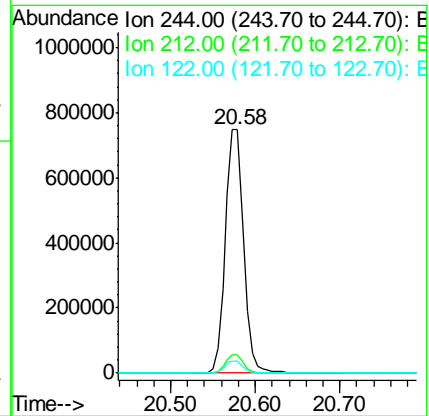
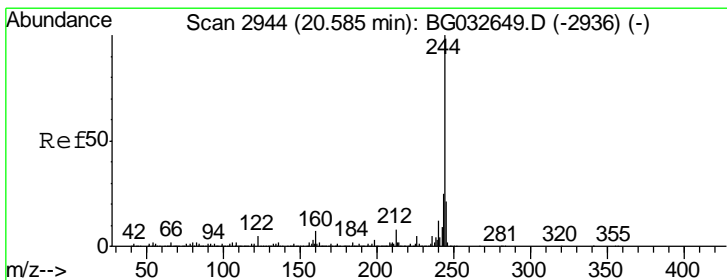
Instrument :
 BNA_G
 ClientSampled :

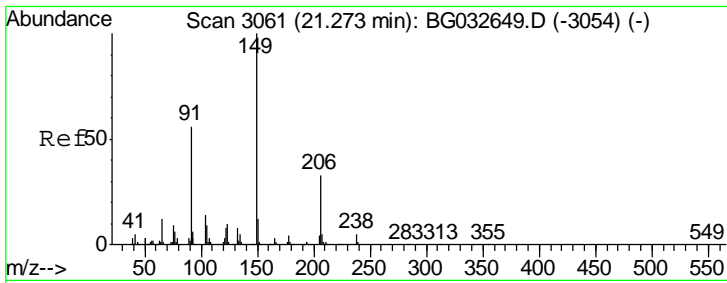
Tgt Ion	Ratio	Lower	Upper
202	100		
200	21.0	16.9	25.3
203	17.9	13.9	20.9



#78
 Terphenyl-d14
 Concen: 85.96 ng
 RT: 20.58 min Scan# 2943
 Delta R.T. -0.01 min
 Lab File: BG032693.D
 Acq: 14 Feb 2018 22:39

Tgt Ion	Ratio	Lower	Upper
244	100		
212	7.7	5.8	8.8
122	4.7	7.0	10.4#

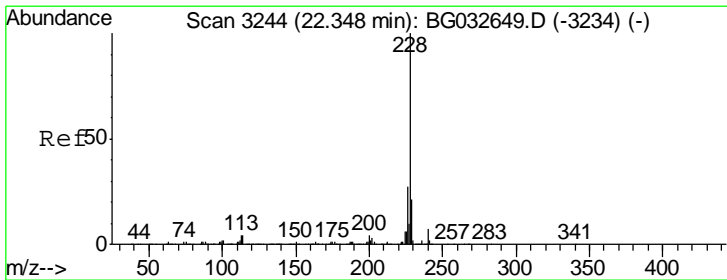
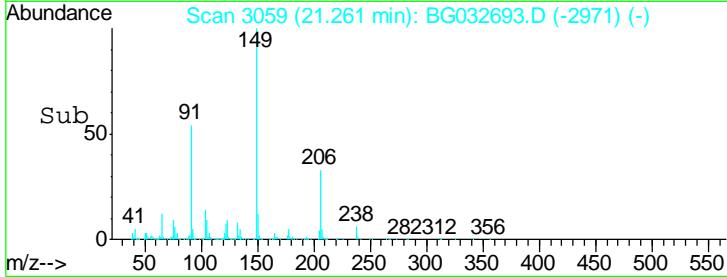
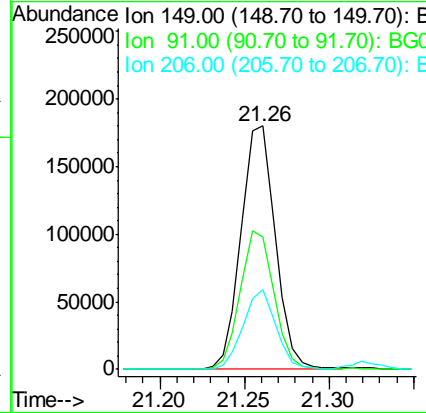
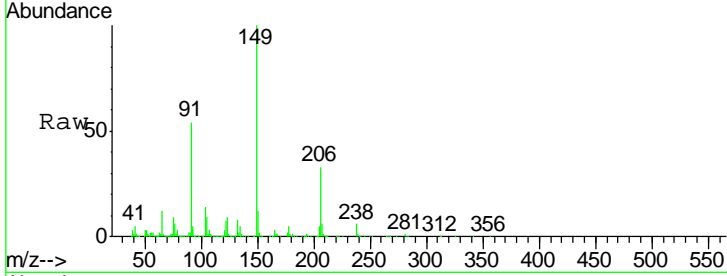




#79
 Butylbenzylphthalate
 Concen: 43.56 ng
 RT: 21.26 min Scan# 3059
 Delta R.T. -0.01 min
 Lab File: BG032693.D
 Acq: 14 Feb 2018 22:39

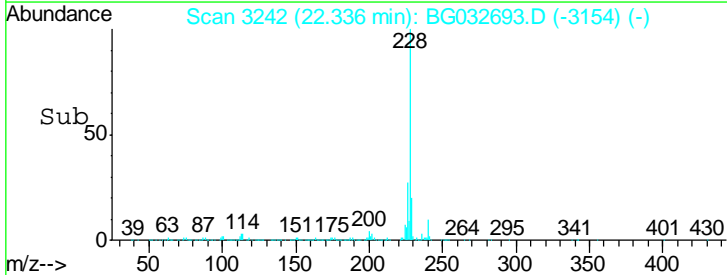
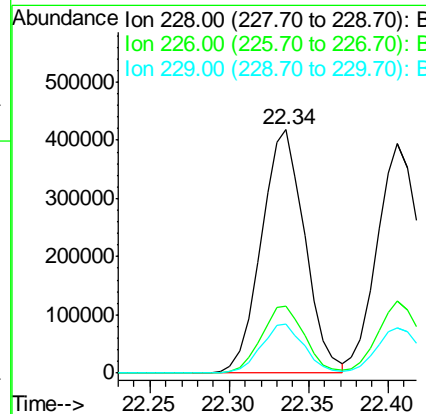
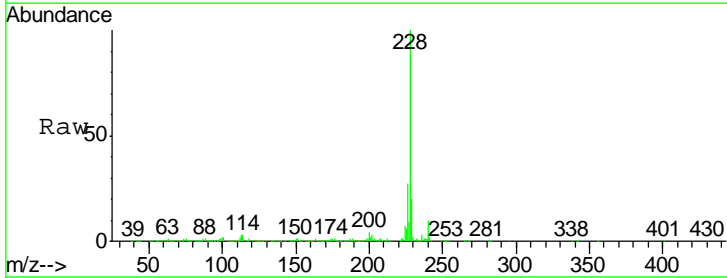
Instrument :
 BNA_G
 ClientSampled :

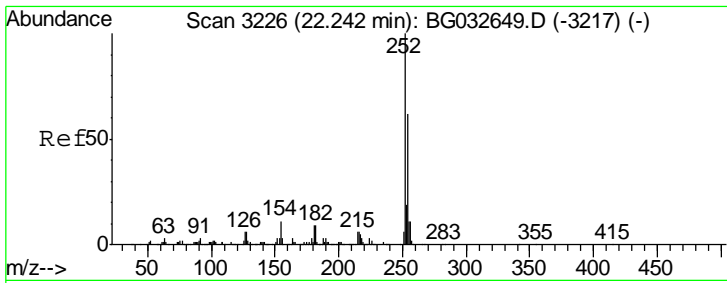
Tgt Ion	Resp	Lower	Upper
149	100		
91	54.3	62.2	93.2#
206	32.7	18.6	27.8#



#80
 Benzo(a)anthracene
 Concen: 42.48 ng
 RT: 22.34 min Scan# 3242
 Delta R.T. -0.01 min
 Lab File: BG032693.D
 Acq: 14 Feb 2018 22:39

Tgt Ion	Resp	Lower	Upper
228	100		
226	27.3	22.7	34.1
229	20.1	16.2	24.2

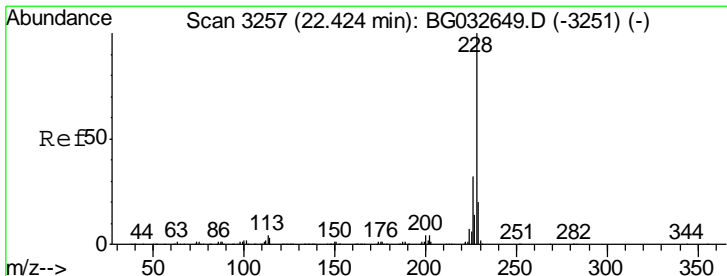
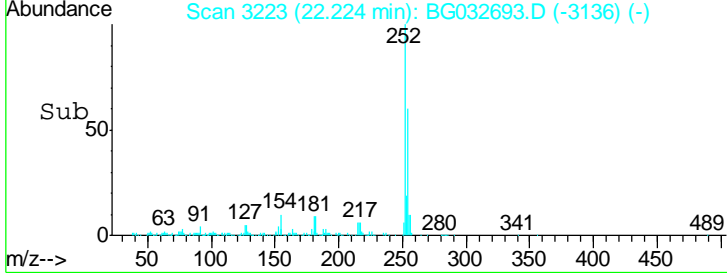
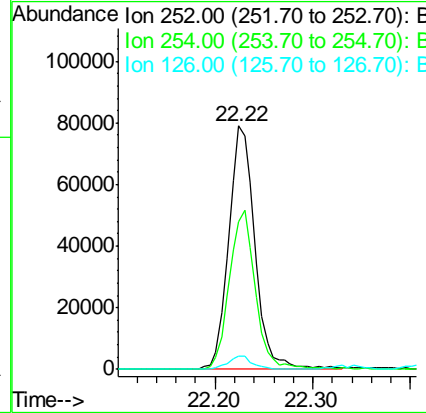
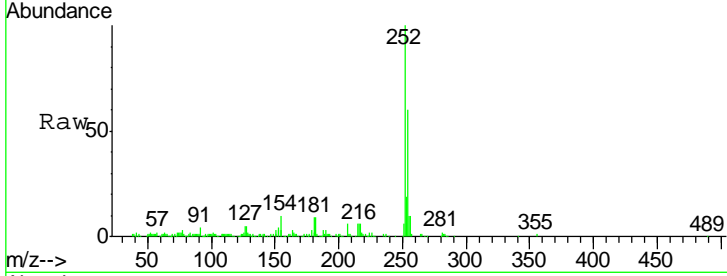




#81
 3,3'-Dichlorobenzidine
 Concen: 20.98 ng
 RT: 22.22 min Scan# 3223
 Delta R.T. -0.02 min
 Lab File: BG032693.D
 Acq: 14 Feb 2018 22:39

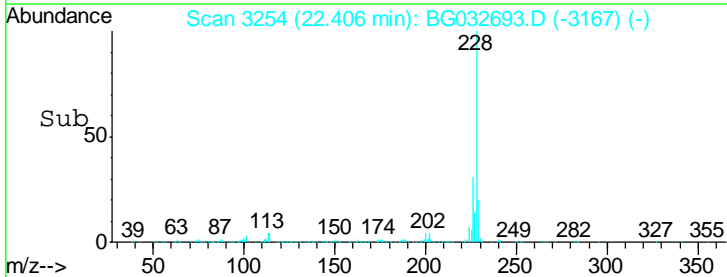
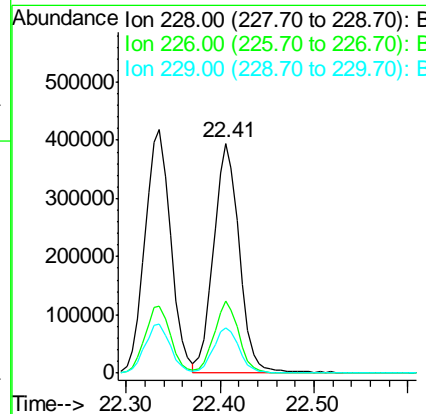
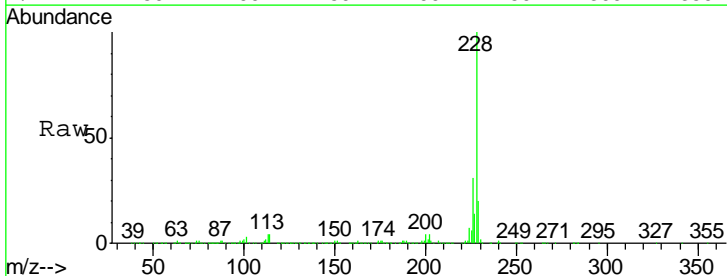
Instrument :
 BNA_G
 ClientSampleID :

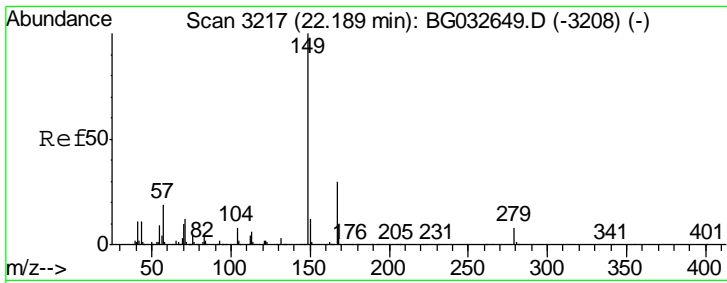
Tgt Ion	Resp	Lower	Upper
252	146931		
254	60.5	50.8	76.2
126	5.4	7.4	11.2#



#82
 Chrysene
 Concen: 40.66 ng
 RT: 22.41 min Scan# 3254
 Delta R.T. -0.02 min
 Lab File: BG032693.D
 Acq: 14 Feb 2018 22:39

Tgt Ion	Resp	Lower	Upper
228	751817		
226	31.1	24.9	37.3
229	19.6	15.0	22.4

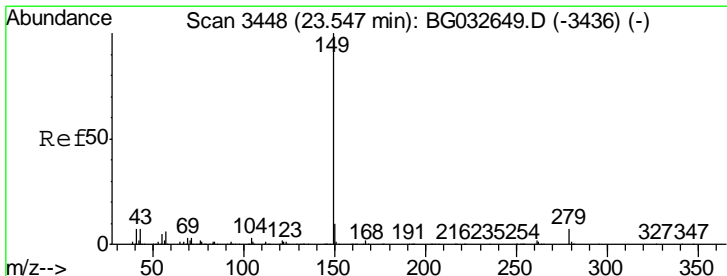
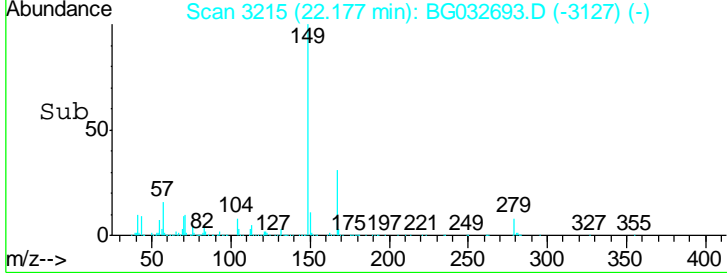
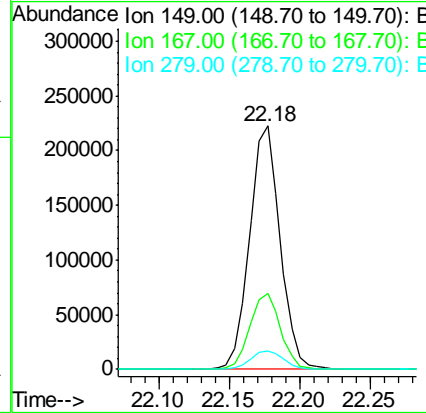
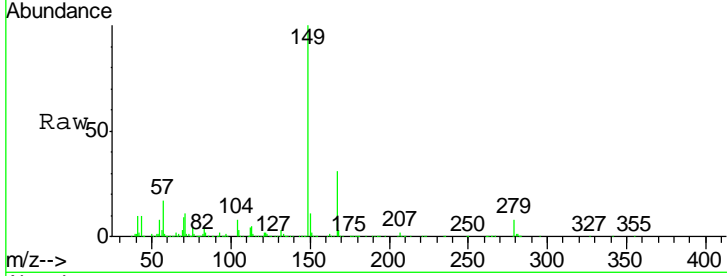




#83
 Bis(2-ethylhexyl)phthalate
 Concen: 39.80 ng
 RT: 22.18 min Scan# 3215
 Delta R.T. -0.01 min
 Lab File: BG032693.D
 Acq: 14 Feb 2018 22:39

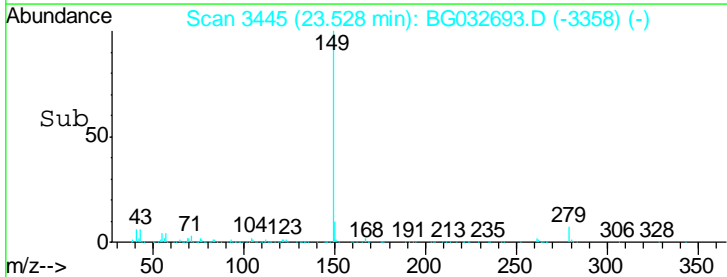
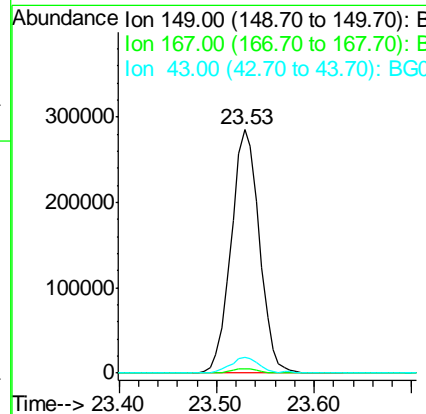
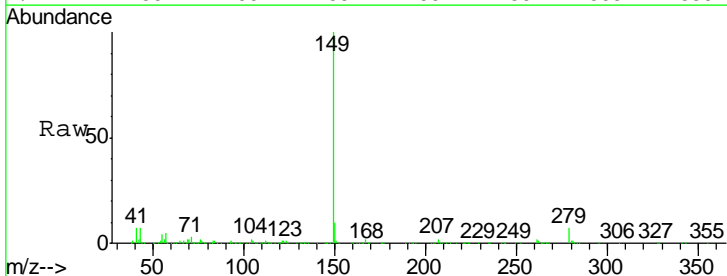
Instrument :
 BNA_G
 ClientSampled :

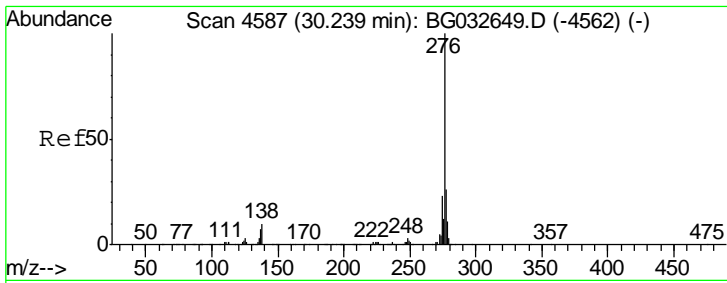
Tgt Ion	Resp	Lower	Upper
149	100		
167	31.4	24.3	36.5
279	7.6	4.0	6.0



#84
 Di-n-octyl phthalate
 Concen: 43.12 ng
 RT: 23.53 min Scan# 3445
 Delta R.T. -0.02 min
 Lab File: BG032693.D
 Acq: 14 Feb 2018 22:39

Tgt Ion	Resp	Lower	Upper
149	100		
167	1.8	1.4	2.0
43	6.4	8.9	13.3

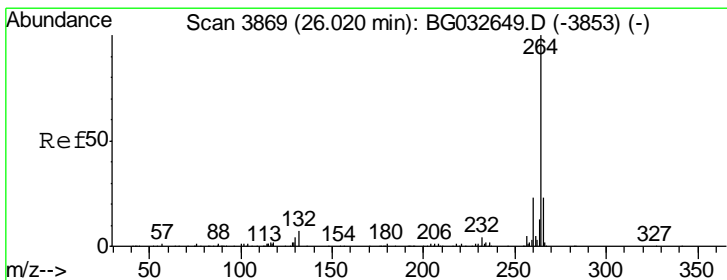
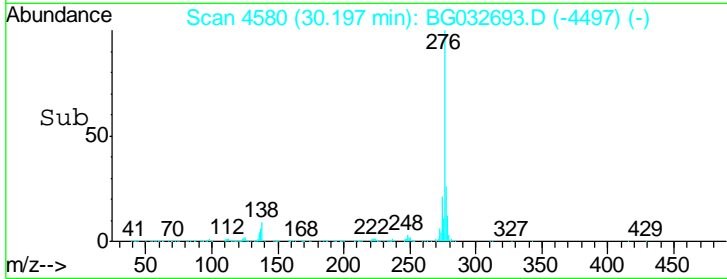
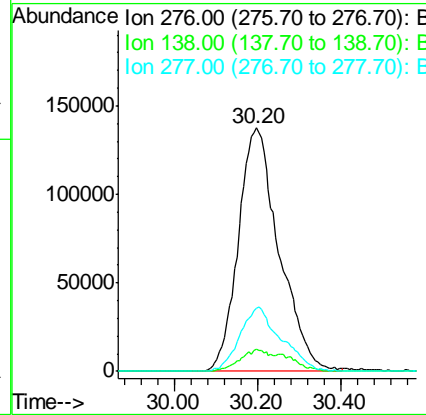
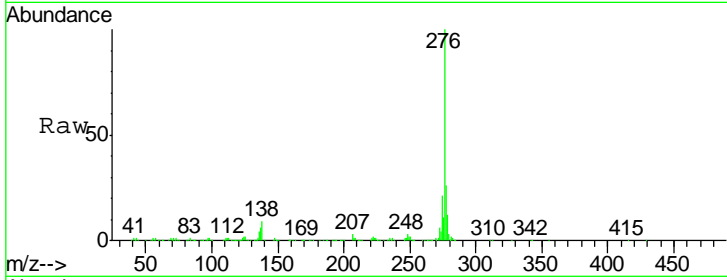




#85
 Indeno(1,2,3-cd)pyrene
 Concen: 42.74 ng
 RT: 30.20 min Scan# 4580
 Delta R.T. -0.04 min
 Lab File: BG032693.D
 Acq: 14 Feb 2018 22:39

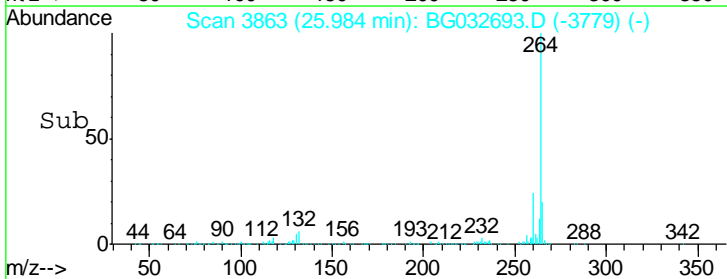
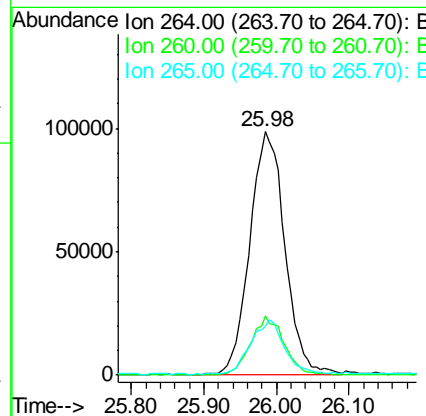
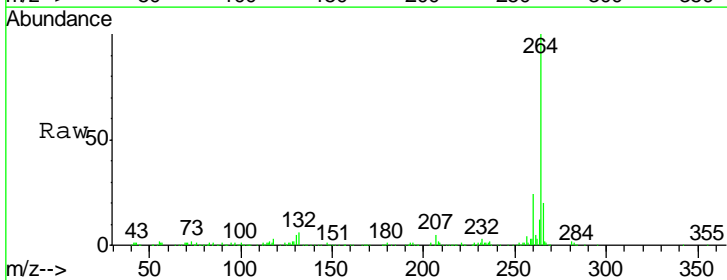
Instrument :
 BNA_G
 ClientSampled :

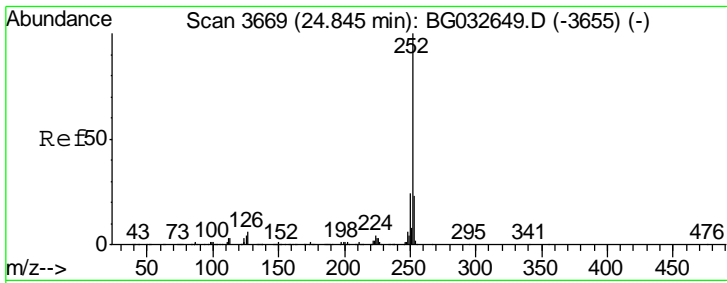
Tgt Ion	Resp	Lower	Upper
276	936216		
138	6.7	16.0	24.0
277	26.6	20.0	30.0



#86
 Perylene-d12
 Concen: 20.00 ng
 RT: 25.98 min Scan# 3863
 Delta R.T. -0.04 min
 Lab File: BG032693.D
 Acq: 14 Feb 2018 22:39

Tgt Ion	Resp	Lower	Upper
264	329541		
260	24.4	17.4	26.0
265	20.1	17.7	26.5

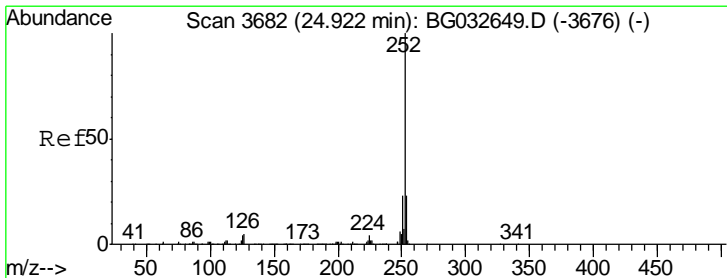
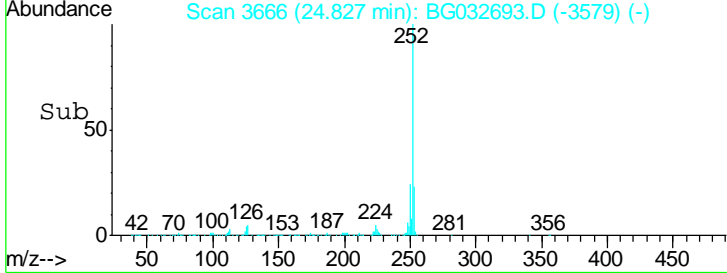
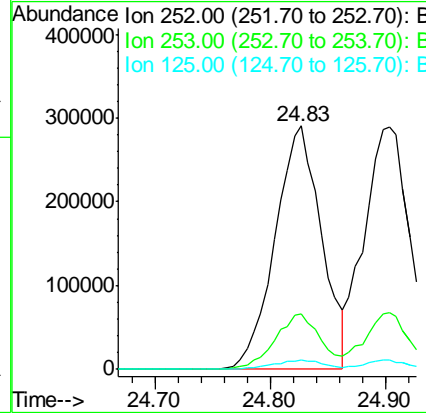
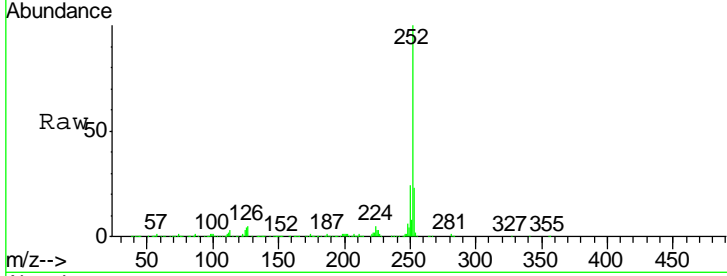




#87
 Benzo(b)fluoranthene
 Concen: 41.32 ng
 RT: 24.83 min Scan# 3666
 Delta R.T. -0.02 min
 Lab File: BG032693.D
 Acq: 14 Feb 2018 22:39

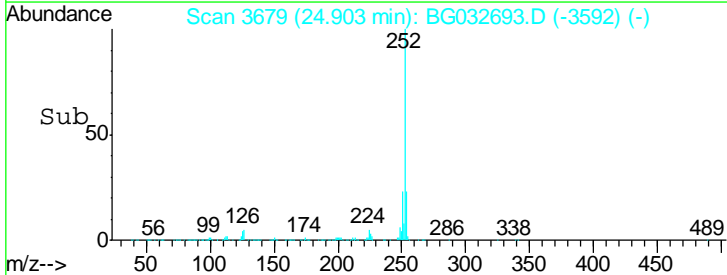
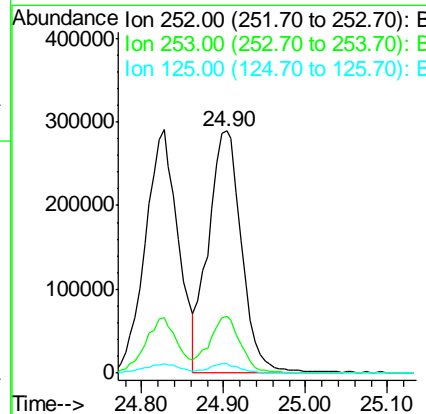
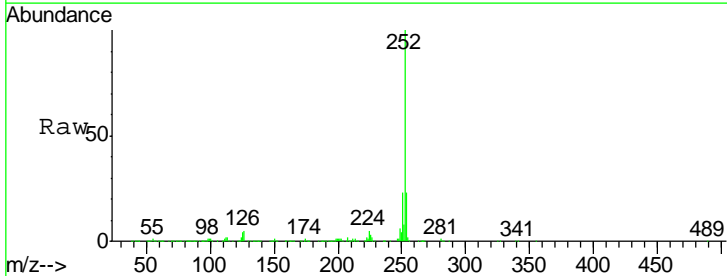
Instrument :
 BNA_G
 ClientSampled :

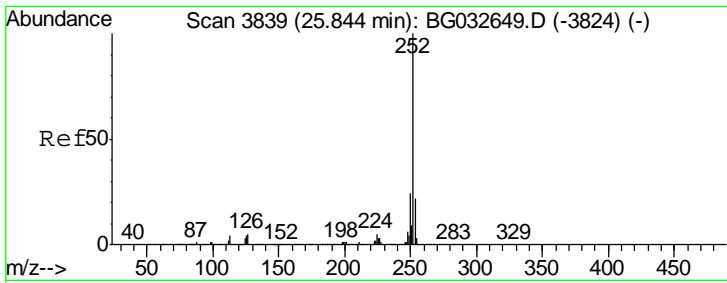
Tgt Ion	Resp	Lower	Upper
252	100		
253	22.9	18.2	27.4
125	4.1	7.2	10.8#



#88
 Benzo(k)fluoranthene
 Concen: 39.81 ng
 RT: 24.90 min Scan# 3679
 Delta R.T. -0.02 min
 Lab File: BG032693.D
 Acq: 14 Feb 2018 22:39

Tgt Ion	Resp	Lower	Upper
252	100		
253	23.3	17.4	26.2
125	3.9	6.6	9.8#

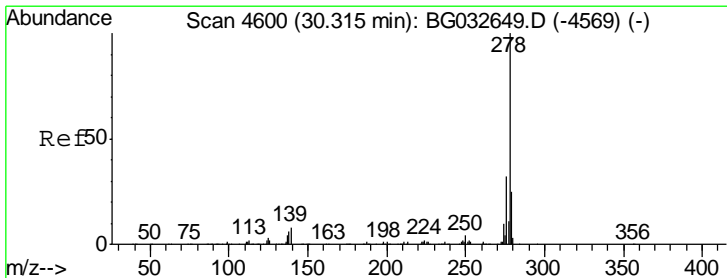
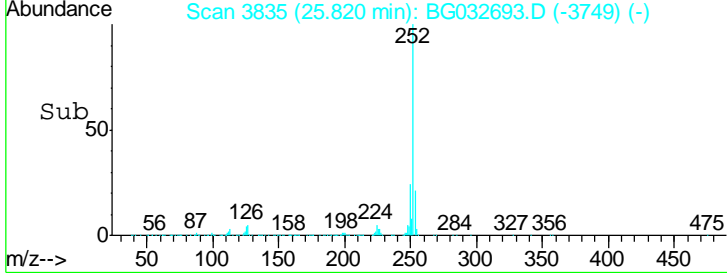
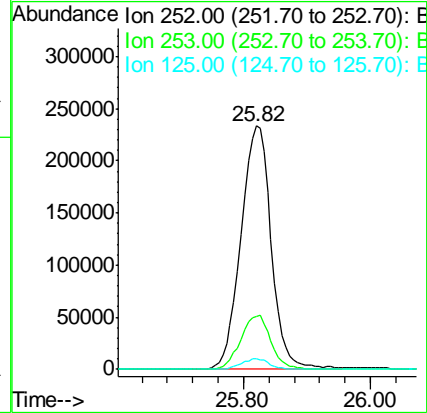
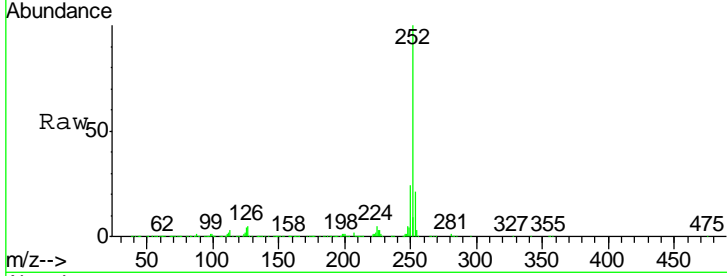




#89
 Benzo(a)pyrene
 Concen: 40.41 ng
 RT: 25.82 min Scan# 3835
 Delta R.T. -0.02 min
 Lab File: BG032693.D
 Acq: 14 Feb 2018 22:39

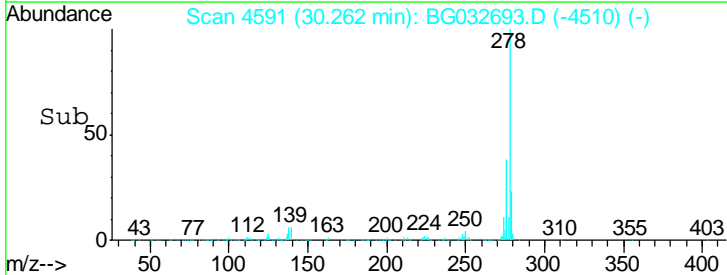
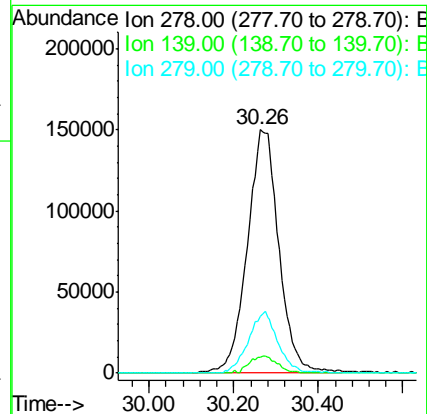
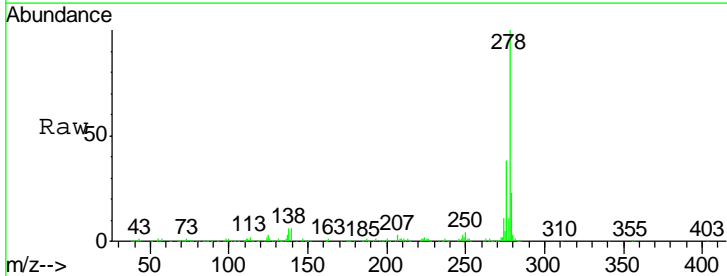
Instrument :
 BNA_G
 ClientSampled :

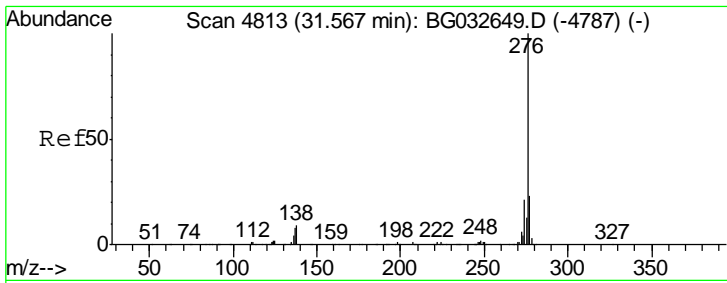
Tgt Ion	Resp	Lower	Upper
252	100		
253	21.5	18.3	27.5
125	4.1	7.3	10.9#



#90
 Dibenzo(a,h)anthracene
 Concen: 41.11 ng
 RT: 30.26 min Scan# 4591
 Delta R.T. -0.05 min
 Lab File: BG032693.D
 Acq: 14 Feb 2018 22:39

Tgt Ion	Resp	Lower	Upper
278	100		
139	6.3	9.8	14.6#
279	23.5	18.4	27.6





#91
 Benzo(a,h,i)perylene
 Concen: 42.14 ng
 RT: 31.53 min Scan# 4807
 Delta R.T. -0.04 min
 Lab File: BG032693.D
 Acq: 14 Feb 2018 22:39

Instrument :
 BNA_G
 ClientSampled :

Tot Ion	Resp	Lower	Upper
276	100		
277	22.1	18.3	27.5
138	8.3	13.9	20.9#

