LSC Area Percent Report

Data Path : Z:\SVOASRV\HPCHEM1\BNA G\DATA\BG022221\
Data File : BG048289.D
Acq On : 23 Feb 2021 11:33
Operator : CG/JU
Sample : M1429-11DL 30X
Misc :
ALS Vial : 28 Sample Multiplier: 1

Instrument :
BNA_G
ClientSampleId :
DBGS3DL

Integration Parameters: LSCINT.P
Integrator: RTE
Smoothing : OFF Filtering: 5
Sampling : 1 Min Area: 0.1 % of largest Peak
Start Thrs: 0.2 Max Peaks: 100
Stop Thrs : 0 Peak Location: TOP

If leading or trailing edge < 100 prefer < Baseline drop else tangent >
Peak separation: 5

Method : Z:\SVOASRV\HPCHEM1\BNA_G\METHODS\SOM-EPA-BG021321MA.M
Title : SVOA CALIBRATION

Signal : TIC

peak #	R.T. min	first scan	max scan	last scan	PK TY	peak height	corr. area	corr. % max.	% of total
1	4.269	155	158	166	rVB3	8647	14099	0.23%	0.119%
2	5.415	346	353	364	rVB2	27897	46874	0.76%	0.394%
3	7.365	676	685	693	rBV4	9730	22559	0.37%	0.190%
4	7.442	693	698	705	rVB5	4465	9092	0.15%	0.076%
5	8.076	800	806	807	rBV4	5195	7647	0.12%	0.064%
6	8.118	807	813	828	rVB	145026	254674	4.15%	2.142%
7	8.411	858	863	868	rBV3	5211	6802	0.11%	0.057%
8	9.299	1007	1014	1019	rBV2	6231	11580	0.19%	0.097%
9	9.363	1019	1025	1032	rVB3	12570	21512	0.35%	0.181%
10	10.015	1131	1136	1143	rBV5	5697	12798	0.21%	0.108%
11	10.268	1172	1179	1186	rBV5	17970	48476	0.79%	0.408%
12	10.338	1186	1191	1197	rVB2	32533	56943	0.93%	0.479%
13	10.597	1230	1235	1240	rBV5	6228	11865	0.19%	0.100%
14	10.832	1270	1275	1285	rVB5	7914	18397	0.30%	0.155%
15	10.932	1285	1292	1299	rBV	183186	349999	5.70%	2.944%
16	10.985	1299	1301	1309	rVB4	9375	12442	0.20%	0.105%
17	11.737	1424	1429	1435	rBV4	7476	13752	0.22%	0.116%
18	12.295	1519	1524	1531	rBV2	7523	11635	0.19%	0.098%
19	12.794	1605	1609	1614	rBV2	3607	6580	0.11%	0.055%
20	13.247	1680	1686	1691	rBV3	28768	48357	0.79%	0.407%
21	13.523	1726	1733	1737	rBV	74189	118295	1.93%	0.995%
22	13.582	1737	1743	1749	rVV	1251152	1895012	30.87%	15.938%
23	13.805	1772	1781	1792	rBV	3933976	6138065	100.00%	51.624%
24	13.964	1803	1808	1814	rBV3	7900	13332	0.22%	0.112%
25	14.152	1834	1840	1846	rVB	17133	28823	0.47%	0.242%
26	14.445	1883	1890	1895	rBV	20263	36655	0.60%	0.308%
27	14.745	1935	1941	1955	rBV	304006	498167	8.12%	4.190%
28	15.021	1984	1988	1989	rBV3	9422	9264	0.15%	0.078%
29	15.421	2050	2056	2062	rBV2	55110	82564	1.35%	0.694%
30	15.738	2105	2110	2116	rVB2	24981	40811	0.66%	0.343%
31	16.096	2165	2171	2173	rBV3	5852	10514	0.17%	0.088%
32	16.819	2290	2294	2298	rBV2	10299	14816	0.24%	0.125%
33	16.866	2298	2302	2308	rVB4	8799	14078	0.23%	0.118%
34	17.277	2366	2372	2376	rBV3	16922	25755	0.42%	0.217%

LSC Area Percent Report

Data Path : Z:\SVOASRV\HPCHEM1\BNA G\DATA\BG022221\
Data File : BG048289.D
Acq On : 23 Feb 2021 11:33
Operator : CG/JU
Sample : M1429-11DL 30X
Misc :
ALS Vial : 28 Sample Multiplier: 1

Instrument :
BNA_G
ClientSampleId :
DBGS3DL

Integration Parameters: LSCINT.P
Integrator: RTE
Smoothing : OFF Filtering: 5
Sampling : 1 Min Area: 0.1 % of largest Peak
Start Thrs: 0.2 Max Peaks: 100
Stop Thrs : 0 Peak Location: TOP

If leading or trailing edge < 100 prefer < Baseline drop else tangent >
Peak separation: 5

Method : Z:\SVOASRV\HPCHEM1\BNA_G\METHODS\SOM-EPA-BG021321MA.M
Title : SVOA CALIBRATION

35	17.495	2403	2409	2416	rBV	418197	616107	10.04%	5.182%
36	17.595	2421	2426	2433	rVB2	29966	48371	0.79%	0.407%
37	19.874	2811	2814	2819	rVB2	35371	44665	0.73%	0.376%
38	21.778	3132	3138	3144	rBV	401295	650820	10.60%	5.474%
39	25.080	3693	3700	3712	rVB	209903	617817	10.07%	5.196%

Sum of corrected areas: 11890014

LSC Report - Integrated Chromatogram

Data Path : Z:\SVOASRV\HPCHEM1\BNA G\DATA\BG022221\
Data File : BG048289.D
Acq On : 23 Feb 2021 11:33
Operator : CG/JU
Sample : M1429-11DL 30X
Misc :
ALS Vial : 28 Sample Multiplier: 1

Instrument :
BNA_G
ClientSampleId :
DBGS3DL

Quant Method : Z:\SVOASRV\HPCHEM1\BNA_G\METHODS\SOM-EPA-BG021321MA.M
Quant Title : SVOA CALIBRATION

TIC Library : C:\DATABASE\NIST11.L
TIC Integration Parameters: LSCINT.P

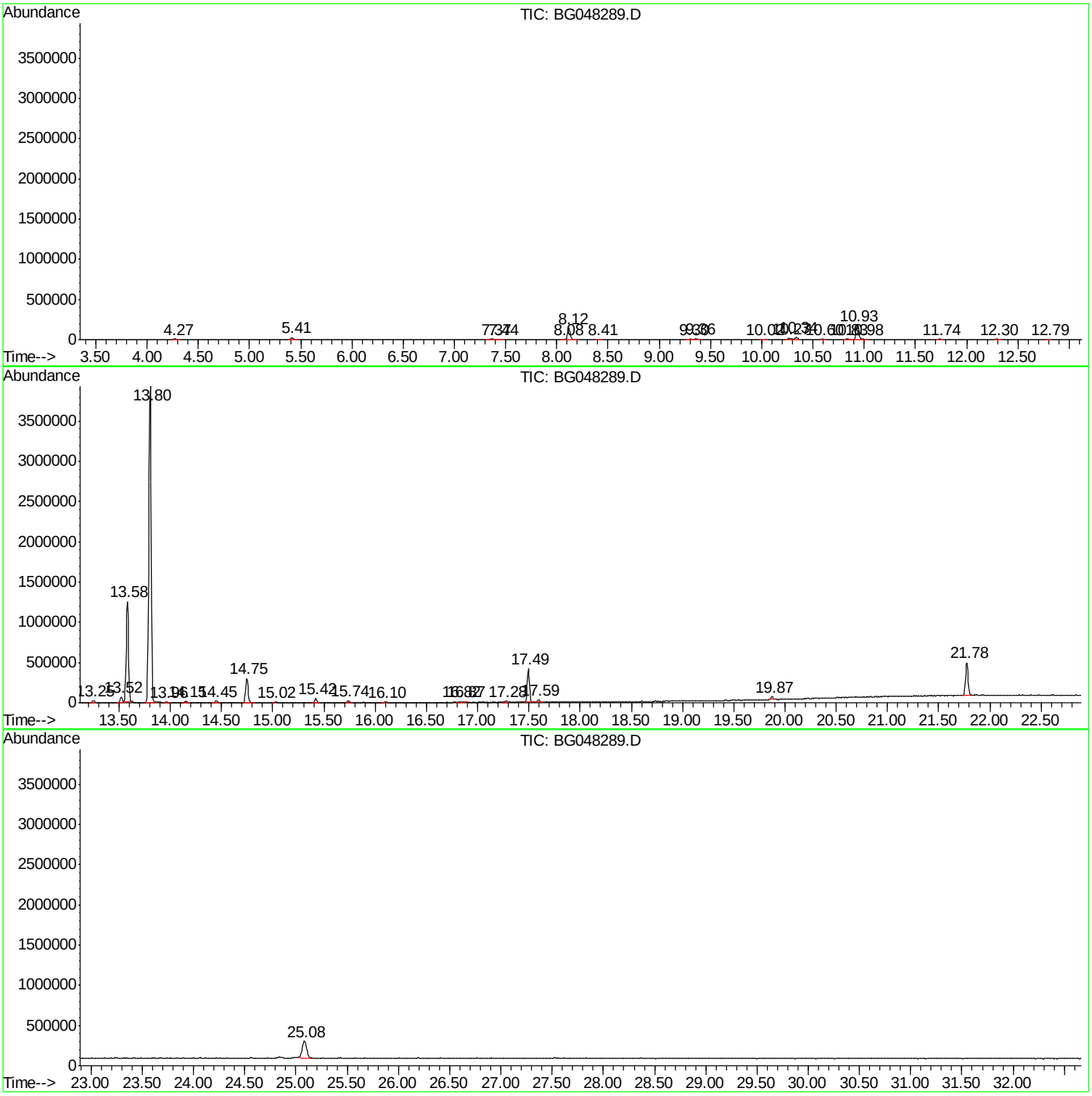

Library Search Compound Report

Data Path : Z:\SVOASRV\HPCHEM1\BNA G\DATA\BG022221\
Data File : BG048289.D
Acq On : 23 Feb 2021 11:33
Operator : CG/JU
Sample : M1429-11DL 30X
Misc :
ALS Vial : 28 Sample Multiplier: 1

Instrument :
BNA_G
ClientSampleId :
DBGS3DL

Quant Method : Z:\SVOASRV\HPCHEM1\BNA_G\METHODS\SOM-EPA-BG021321MA.M
Quant Title : SVOA CALIBRATION

TIC Library : C:\DATABASE\NIST11.L
TIC Integration Parameters: LSCINT.P

****

Peak Number 1 Benzene, chloro- Concentration Rank 3

R.T.	EstConc	Area	Relative to ISTD	R.T.
5.41	3.68 ng/ul	46874	1,4-Dichlorobenzene-d4	8.12

Hit# of 5	Tentative ID	MW	MolForm	CAS#	Qual
1	Benzene, chloro-	112	C6H5Cl	000108-90-7	96
2	Benzene, chloro-	112	C6H5Cl	000108-90-7	95
3	Benzene, chloro-	112	C6H5Cl	000108-90-7	94
4	Benzene, chloro-	112	C6H5Cl	000108-90-7	87
5	s-Hydroxymethylthiobenzoate	168	C8H8O2S	023853-33-0	32

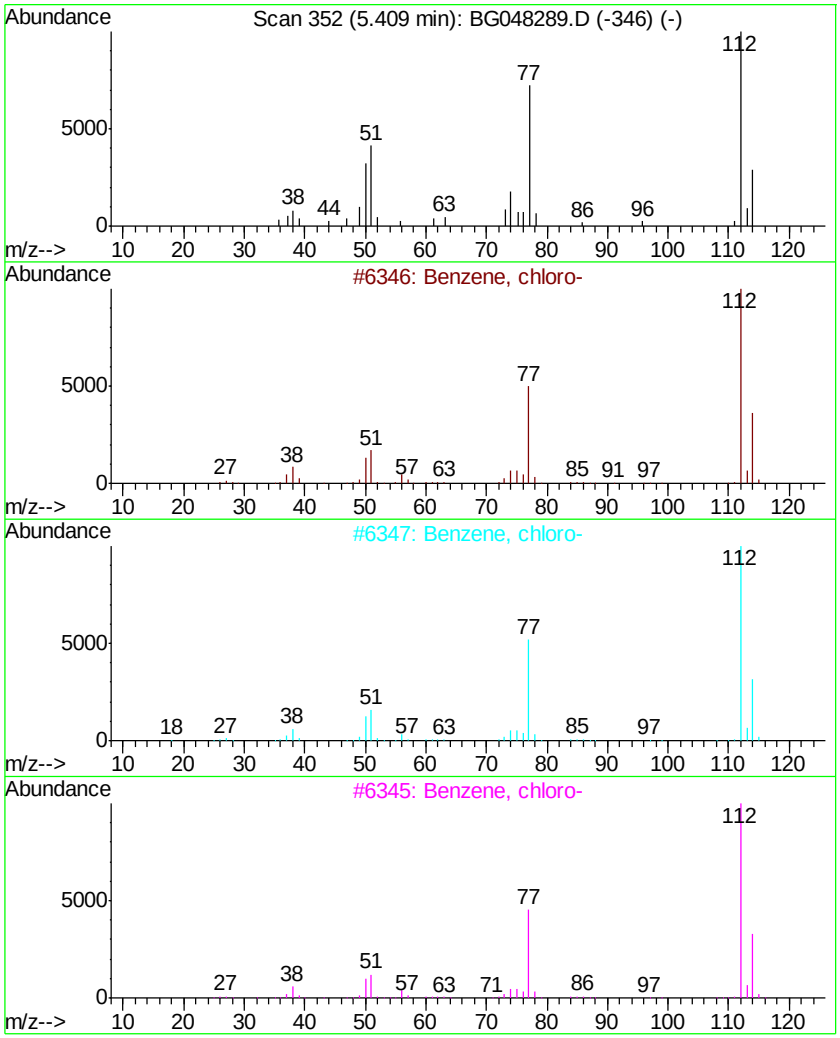

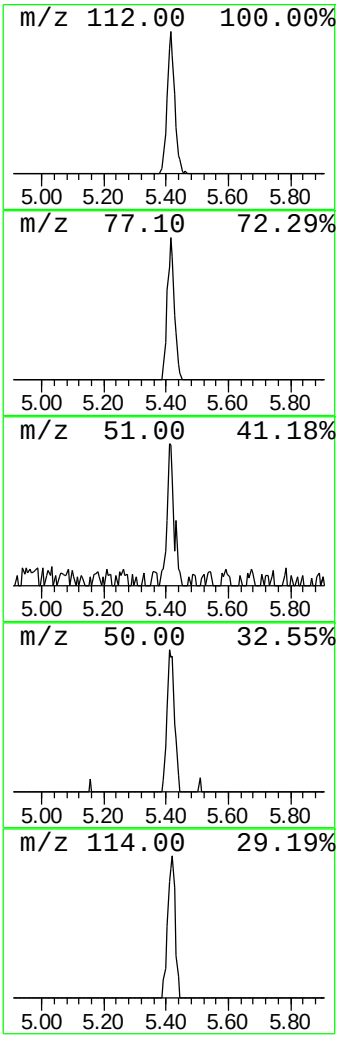

Library Search Compound Report

Data Path : Z:\SVOASRV\HPCHEM1\BNA G\DATA\BG022221\
Data File : BG048289.D
Acq On : 23 Feb 2021 11:33
Operator : CG/JU
Sample : M1429-11DL 30X
Misc :
ALS Vial : 28 Sample Multiplier: 1

Instrument :
BNA_G
ClientSampleId :
DBGS3DL

Quant Method : Z:\SVOASRV\HPCHEM1\BNA_G\METHODS\SOM-EPA-BG021321MA.M
Quant Title : SVOA CALIBRATION

TIC Library : C:\DATABASE\NIST11.L
TIC Integration Parameters: LSCINT.P

****

Peak Number 2 Benzoic acid Concentration Rank 6

R.T.	EstConc	Area	Relative to ISTD	R.T.
10.27	2.77 ng/ul	48476	Naphthalene-d8	10.94

Hit# of 5	Tentative ID	MW	MolForm	CAS#	Qual
1	Benzoic acid	122	C7H6O2	000065-85-0	91
2	Benzoic acid	122	C7H6O2	000065-85-0	91
3	Benzoic acid	122	C7H6O2	000065-85-0	91
4	Benzoic acid	122	C7H6O2	000065-85-0	91
5	Cyclobutane-1,1-dicarboxamide, N...	382	C20H18N2O6	1000253-25-3	78

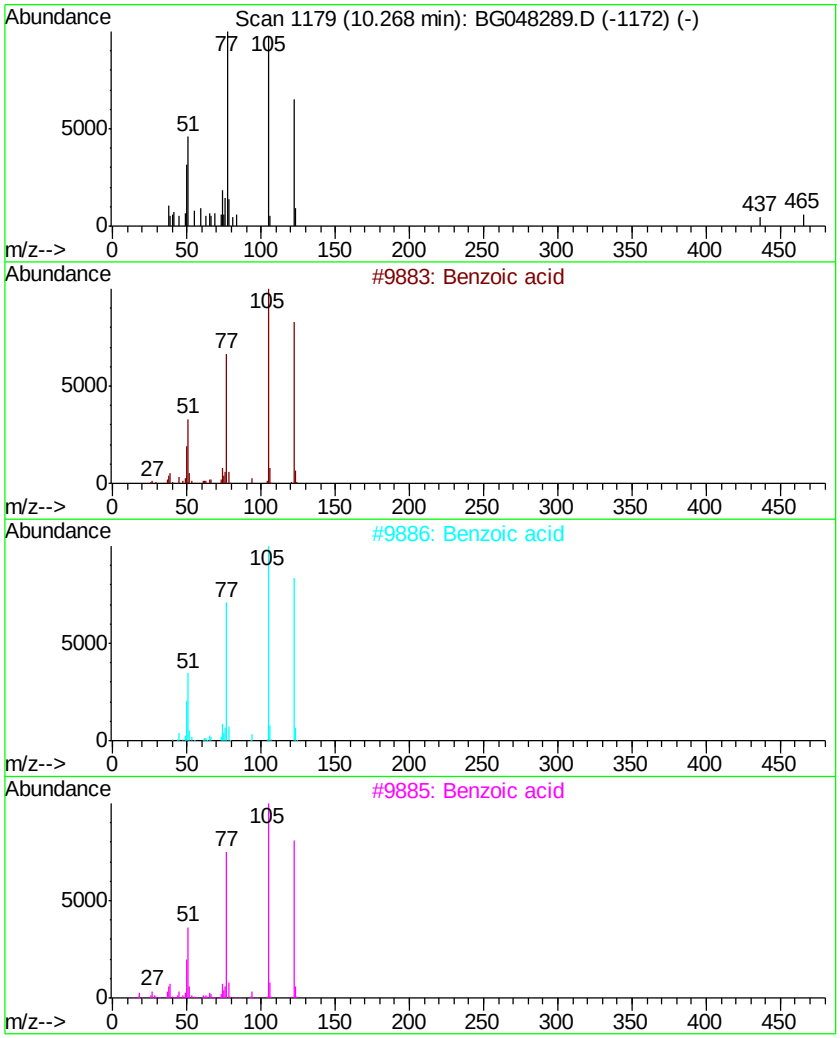

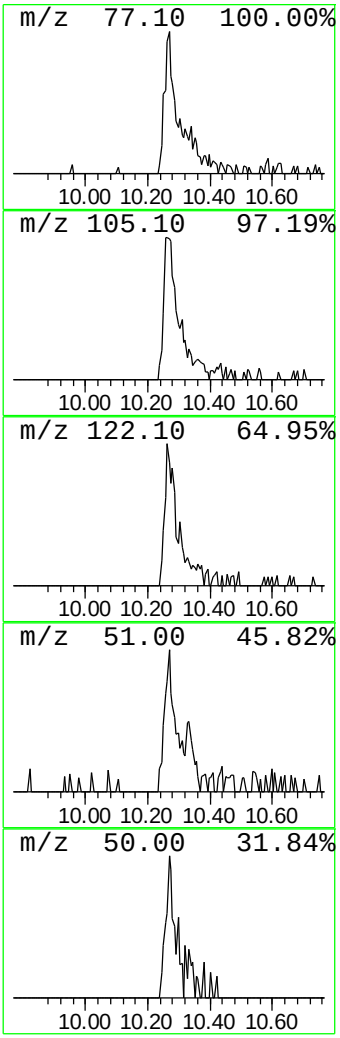

Library Search Compound Report

Data Path : Z:\SVOASRV\HPCHEM1\BNA G\DATA\BG022221\
Data File : BG048289.D
Acq On : 23 Feb 2021 11:33
Operator : CG/JU
Sample : M1429-11DL 30X
Misc :
ALS Vial : 28 Sample Multiplier: 1

Instrument :
BNA_G
ClientSampleId :
DBGS3DL

Quant Method : Z:\SVOASRV\HPCHEM1\BNA_G\METHODS\SOM-EPA-BG021321MA.M
Quant Title : SVOA CALIBRATION

TIC Library : C:\DATABASE\NIST11.L
TIC Integration Parameters: LSCINT.P

****
Peak Number 3 Bicyclo[2.2.1]heptan-2-one,... Concentration Rank 5

R.T.	EstConc	Area	Relative to ISTD	R.T.
10.34	3.25 ng/ul	56943	Naphthalene-d8	10.94

Hit# of 5	Tentative ID	MW	MolForm	CAS#	Qual
1	Bicyclo[2.2.1]heptan-2-one, 1,7,...	152	C10H16O	000464-48-2	94
2	(+)-2-Bornanone	152	C10H16O	000464-49-3	93
3	(+)-2-Bornanone	152	C10H16O	000464-49-3	90
4	Camphor	152	C10H16O	000076-22-2	74
5	Bicyclo[2.2.1]heptan-2-one, 1,7,...	152	C10H16O	000464-48-2	70

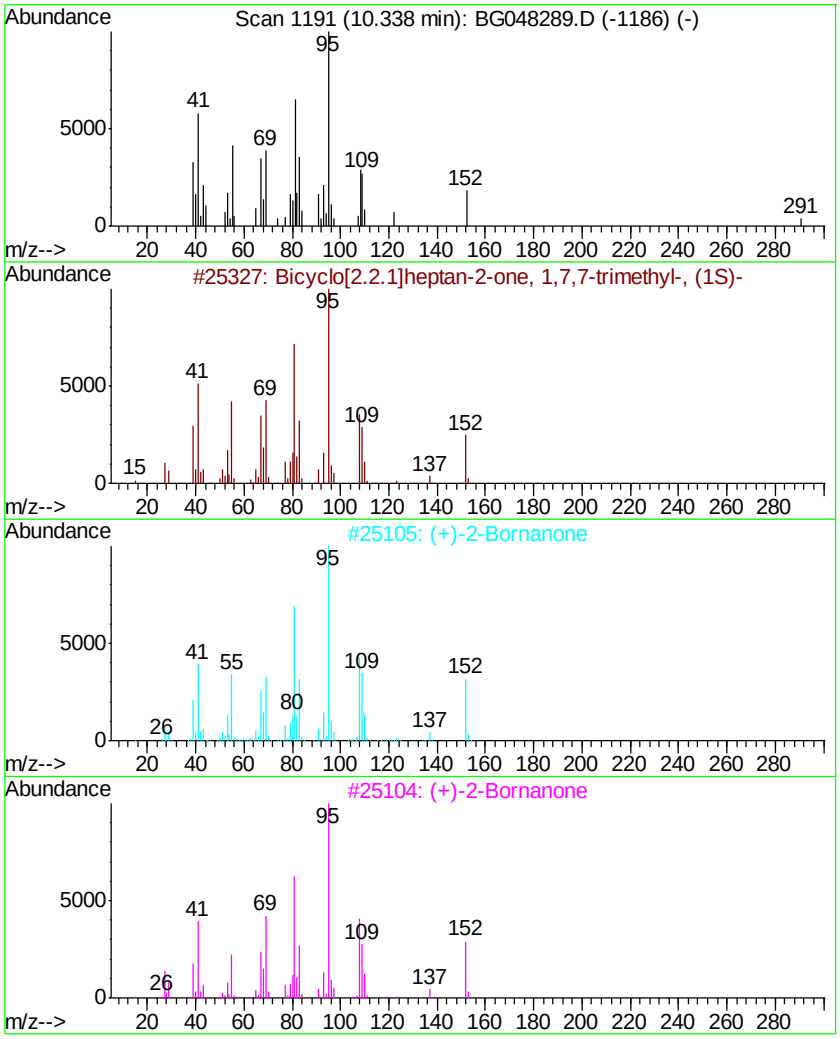

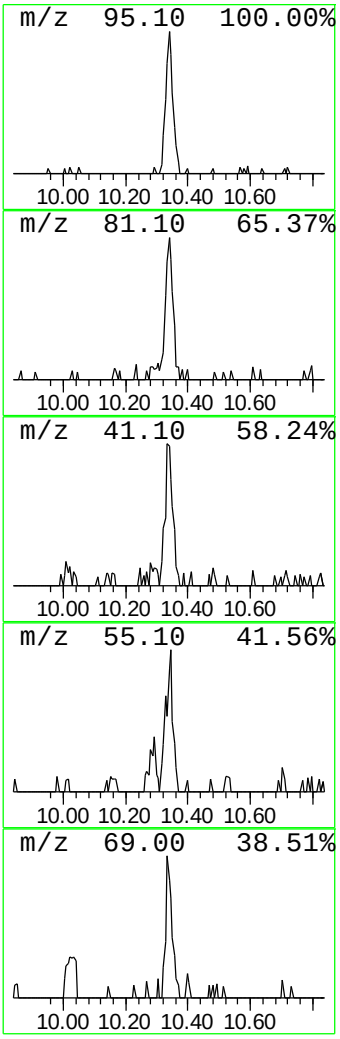

Library Search Compound Report

Data Path : Z:\SVOASRV\HPCHEM1\BNA G\DATA\BG022221\
Data File : BG048289.D
Acq On : 23 Feb 2021 11:33
Operator : CG/JU
Sample : M1429-11DL 30X
Misc :
ALS Vial : 28 Sample Multiplier: 1

Instrument :
BNA_G
ClientSampleId :
DBGS3DL

Quant Method : Z:\SVOASRV\HPCHEM1\BNA_G\METHODS\SOM-EPA-BG021321MA.M
Quant Title : SVOA CALIBRATION

TIC Library : C:\DATABASE\NIST11.L
TIC Integration Parameters: LSCINT.P

****

Peak Number 4 unknown-01 Concentration Rank 2

R.T.	EstConc	Area	Relative to ISTD	R.T.
13.52	4.75 ng/ul	118295	Acenaphthene-d10	14.75

Hit# of 5	Tentative ID	MW	MolForm	CAS#	Qual
1	.alpha.-Campholenal	152	C10H16O	004501-58-0	43
2	Benzylcarbamate	151	C8H9NO2	000621-84-1	43
3	(3Ar)-(+)-8,8-dimethyl-4,5,6,7-t...	213	C10H15NO2S	107869-45-4	38
4	Carbamic acid, methyl-, 3-methyl...	165	C9H11NO2	001129-41-5	38
5	Fumaric acid, decyl 2-methylcycl...	364	C22H36O4	1000345-16-1	38

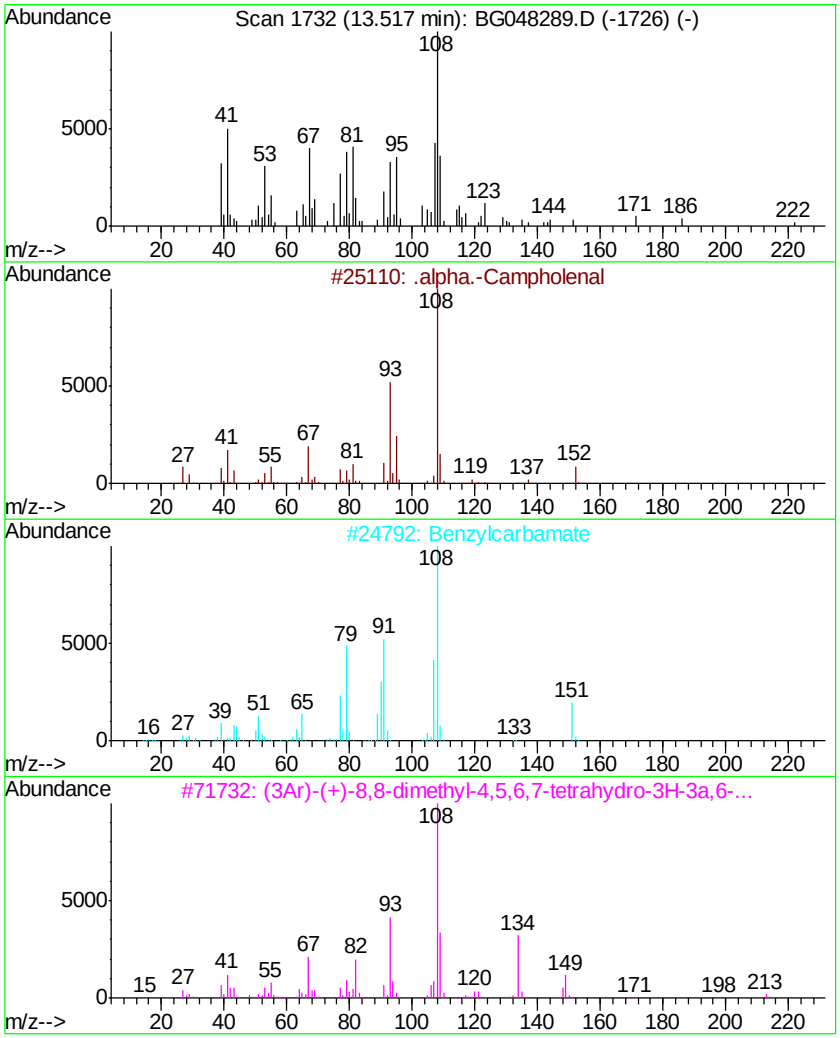

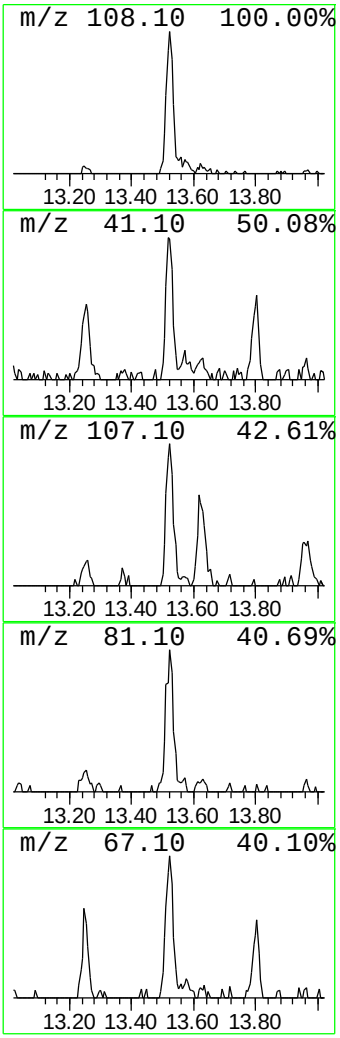

Library Search Compound Report

Data Path : Z:\SVOASRV\HPCHEM1\BNA G\DATA\BG022221\
Data File : BG048289.D
Acq On : 23 Feb 2021 11:33
Operator : CG/JU
Sample : M1429-11DL 30X
Misc :
ALS Vial : 28 Sample Multiplier: 1

Instrument :
BNA_G
ClientSampleId :
DBGS3DL

Quant Method : Z:\SVOASRV\HPCHEM1\BNA_G\METHODS\SOM-EPA-BG021321MA.M
Quant Title : SVOA CALIBRATION

TIC Library : C:\DATABASE\NIST11.L
TIC Integration Parameters: LSCINT.P

****

Peak Number 5 Diphenyl ether Concentration Rank 1

R.T.	EstConc	Area	Relative to ISTD	R.T.
13.81	246.43 ng/ul	6138070	Acenaphthene-d10	14.75

Hit# of 5	Tentative ID	MW	MolForm	CAS#	Qual
1	Diphenyl ether	170	C12H10O	000101-84-8	87
2	Diphenyl ether	170	C12H10O	000101-84-8	83
3	Diphenyl ether	170	C12H10O	000101-84-8	72
4	Spiro[cyclopropane-1,1'(4'H)-nap...	170	C12H10O	033498-24-7	68
5	Diphenyl ether	170	C12H10O	000101-84-8	68

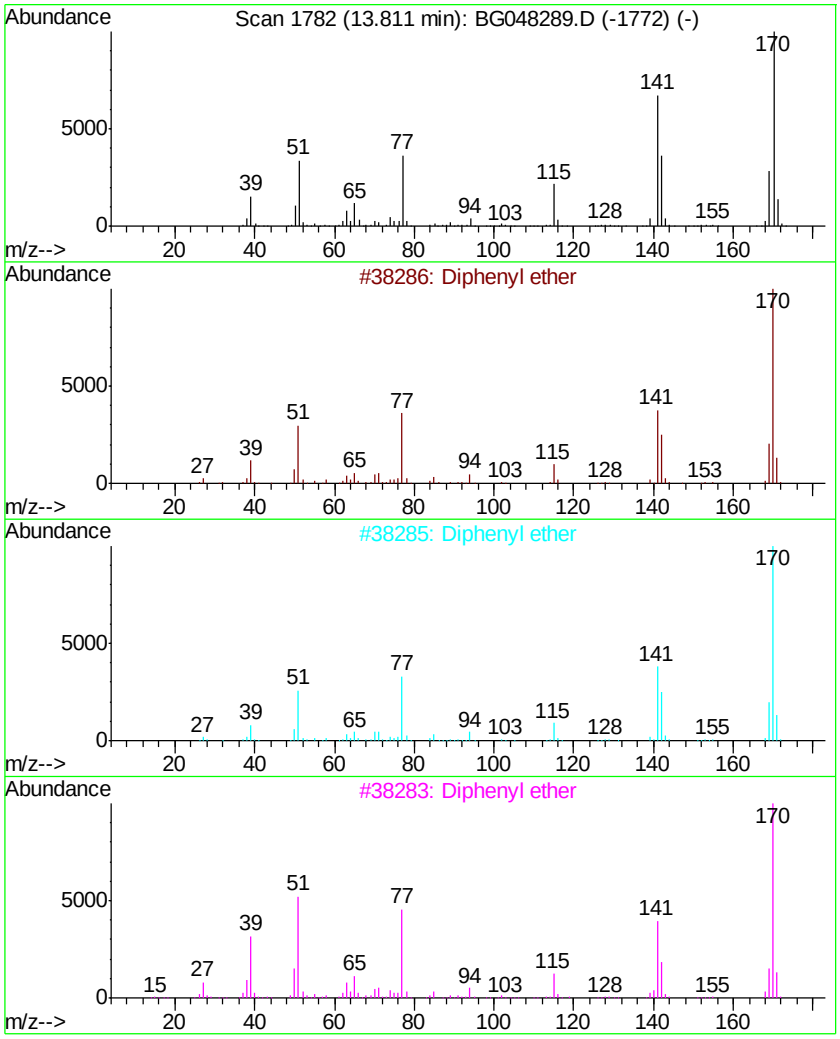

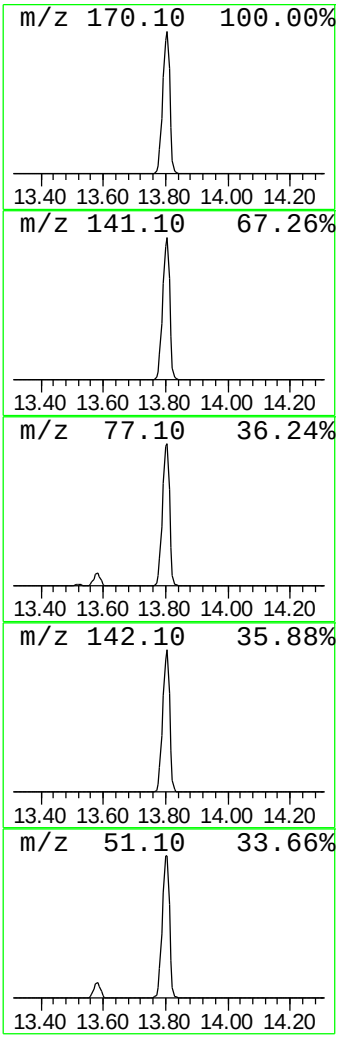

Library Search Compound Report

Data Path : Z:\SVOASRV\HPCHEM1\BNA G\DATA\BG022221\
Data File : BG048289.D
Acq On : 23 Feb 2021 11:33
Operator : CG/JU
Sample : M1429-11DL 30X
Misc :
ALS Vial : 28 Sample Multiplier: 1

Instrument :
BNA_G
ClientSampleId :
DBGS3DL

Quant Method : Z:\SVOASRV\HPCHEM1\BNA_G\METHODS\SOM-EPA-BG021321MA.M
Quant Title : SVOA CALIBRATION

TIC Library : C:\DATABASE\NIST11.L
TIC Integration Parameters: LSCINT.P

****

Peak Number 6 unknown-02 Concentration Rank 4

R.T.	EstConc	Area	Relative to ISTD	R.T.
15.42	3.31 ng/ul	82564	Acenaphthene-d10	14.75

Hit# of 5	Tentative ID	MW	MolForm	CAS#	Qual
1	2(3H)-Benzothiazolone	151	C7H5NOS	000934-34-9	45
2	2(3H)-Benzothiazolone	151	C7H5NOS	000934-34-9	30
3	Benzene, 1-chloro-4-isocyanato-	153	C7H4ClNO	000104-12-1	25
4	Octahydroquinolin-10-ol	153	C9H15NO	1000130-58-0	25
5	1-Chloro-4-(1,1-dimethylethyl)be...	168	C10H13Cl	003972-56-3	22

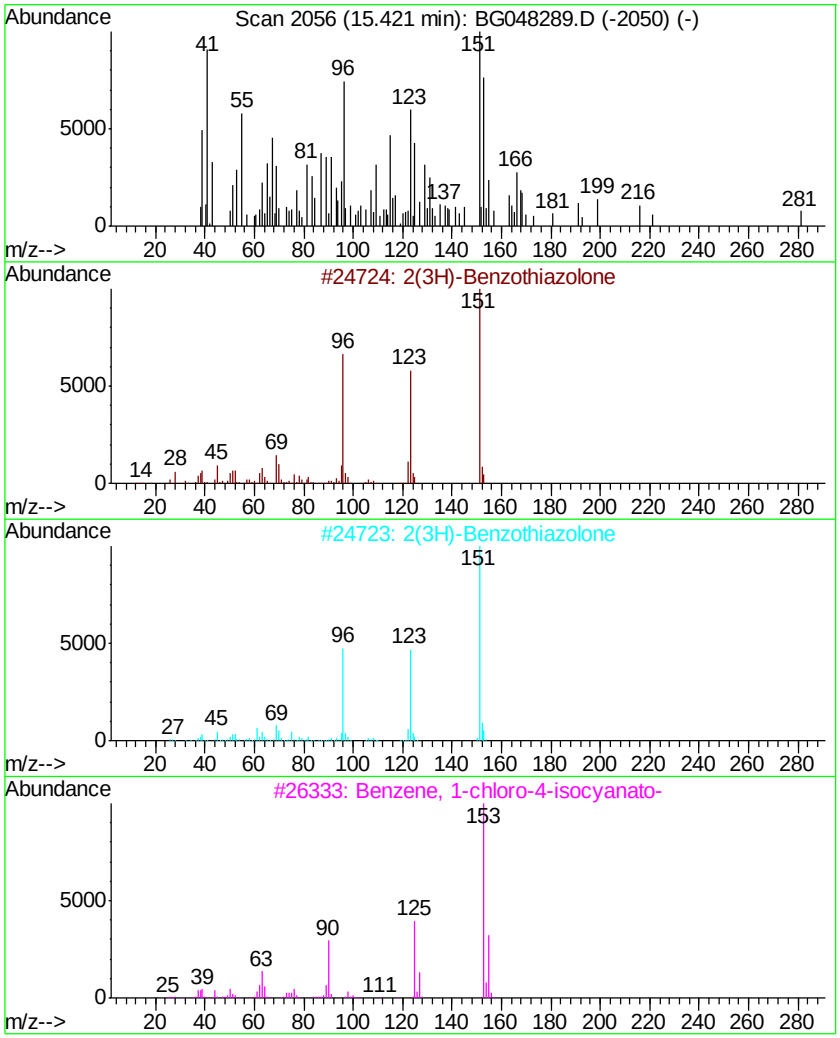

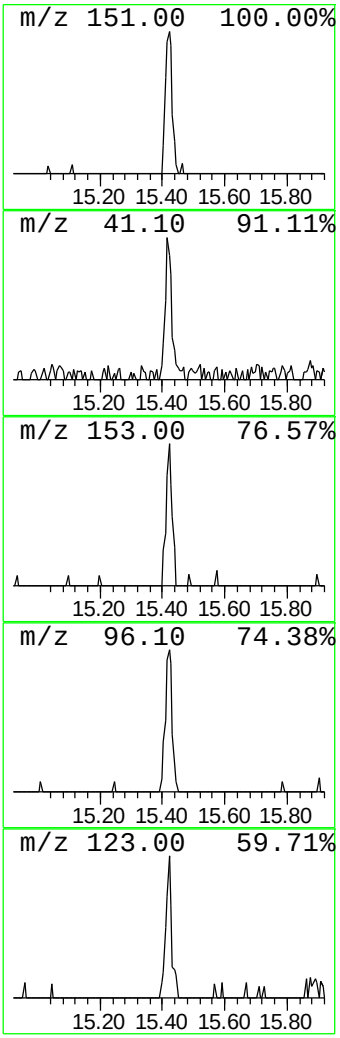

Tentatively Identified Compound (LSC) summary

Data Path : Z:\SVOASRV\HPCHEM1\BNA_G\DATA\BG022221\
Data File : BG048289.D
Acq On : 23 Feb 2021 11:33
Operator : CG/JU
Sample : M1429-11DL 30X
Misc :
ALS Vial : 28 Sample Multiplier: 1

Instrument :
BNA_G
ClientSampleId :
DBGS3DL

Quant Method : Z:\SVOASRV\HPCHEM1\BNA_G\METHODS\SOM-EPA-BG021321MA.M
Quant Title : SVOA CALIBRATION

TIC Library : C:\DATABASE\NIST11.L
TIC Integration Parameters: LSCINT.P

TIC Top Hit name	RT	EstConc	Units	Response	Internal Standard #	RT	Resp	Conc
Benzene, chloro-	5.41	3.7	ng/ul	46874	1	8.12	254674	20.0
Benzoic acid	10.27	2.8	ng/ul	48476	2	10.94	349999	20.0
Bicyclo[2.2.1]hep...	10.34	3.3	ng/ul	56943	2	10.94	349999	20.0
unknown-01	13.52	4.8	ng/ul	118295	3	14.75	498167	20.0
Diphenyl ether	13.81	246.4	ng/ul	6138070	3	14.75	498167	20.0
unknown-02	15.42	3.3	ng/ul	82564	3	14.75	498167	20.0