

Data Path : Z:\HPCHEM1\BNA G\DATA\BG022318\
 Data File : BG032799.D
 Acq On : 23 Feb 2018 20:49
 Operator : SJ/JU
 Sample : J1648-02
 Misc :
 ALS Vial : 11 Sample Multiplier: 1

Instrument :
 BNA_G
 ClientSampleId :

Quant Time: Feb 23 21:50:16 2018
 Quant Method : Z:\HPCHEM1\BNA G\METHODS\8270-BG022118.M
 Quant Title : ASP BNA STANDARDS FOR 5 POINT CALIBRATION
 QLast Update : Fri Feb 23 17:04:54 2018
 Response via : Initial Calibration

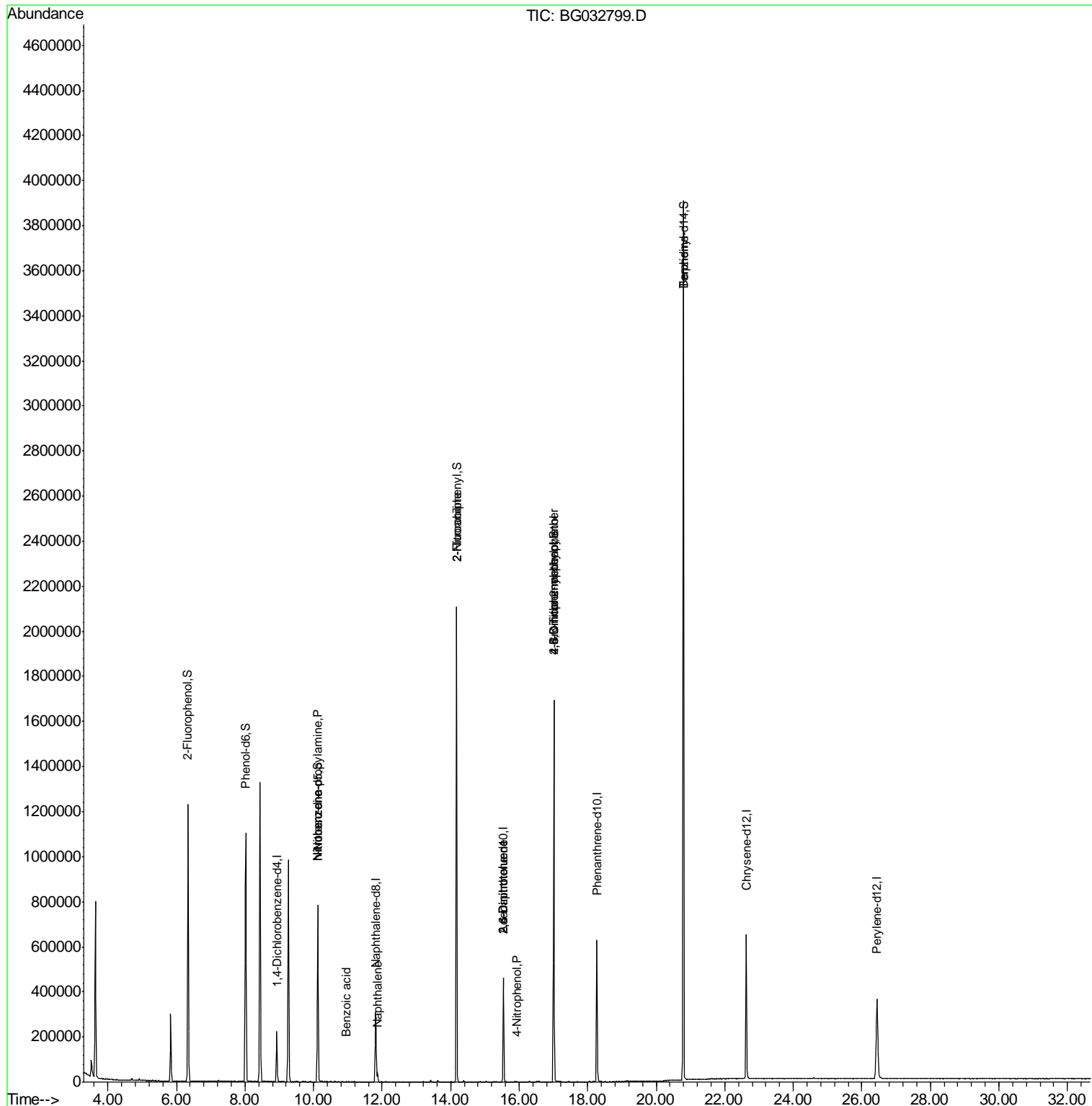
Internal Standards	R.T.	QIon	Response	Conc	Units	Dev(Min)
1) 1,4-Dichlorobenzene-d4	8.93	152	67641	20.00	ng	0.00
21) Naphthalene-d8	11.81	136	286257	20.00	ng	0.00
38) Acenaphthene-d10	15.54	164	157811	20.00	ng	0.00
63) Phenanthrene-d10	18.27	188	395710	20.00	ng	0.00
75) Chrysene-d12	22.63	240	404341	20.00	ng	0.00
86) Perylene-d12	26.44	264	426911	20.00	ng	0.00
System Monitoring Compounds						
5) 2-Fluorophenol	6.34	112	615919	145.68	ng	0.00
7) Phenol-d6	8.02	99	732088	124.23	ng	0.00
23) Nitrobenzene-d5	10.12	82	494183	115.74	ng	0.00
41) 2,4,6-Tribromophenol	17.01	330	302585	182.35	ng	0.00
44) 2-Fluorobiphenyl	14.17	172	1079756	98.68	ng	0.00
78) Terphenyl-d14	20.79	244	1835058	101.97	ng	0.00
Target Compounds						
19) n-Nitroso-di-n-propylamine	10.12	70	64329	15.46	ng	# 80
24) Nitrobenzene	10.12	77	1508	6.67	ng	# 39
31) Naphthalene	11.86	128	39990	2.67	ng	97
32) Benzoic acid	10.95	122	127	5.87	ng	# 24
47) 2-Nitroaniline	14.17	65	1906	10.42	ng	# 1
50) 2,6-Dinitrotoluene	15.54	165	20899	16.57	ng	# 21
55) 4-Nitrophenol	15.93	139	527	7.30	ng	# 1
56) 2,4-Dinitrotoluene	15.54	165	20899	14.77	ng	# 19
64) 4,6-Dinitro-2-methylphenol	17.01	198	1009	6.03	ng	# 1
66) 4-Bromophenyl-phenylether	17.01	248	21944	5.24	ng	# 1
76) Benzidine	20.79	184	31680	2.30	ng	# 93

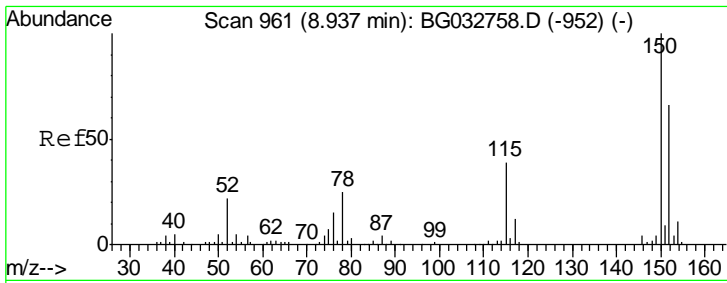
(#) = qualifier out of range (m) = manual integration (+) = signals summed

Data Path : Z:\HPCHEM1\BNA G\DATA\BG022318\
 Data File : BG032799.D
 Acq On : 23 Feb 2018 20:49
 Operator : SJ/JU
 Sample : J1648-02
 Misc :
 ALS Vial : 11 Sample Multiplier: 1

Instrument :
 BNA_G
 ClientSampleId :

Quant Time: Feb 23 21:50:16 2018
 Quant Method : Z:\HPCHEM1\BNA G\METHODS\8270-BG022118.M
 Quant Title : ASP BNA STANDARDS FOR 5 POINT CALIBRATION
 QLast Update : Fri Feb 23 17:04:54 2018
 Response via : Initial Calibration

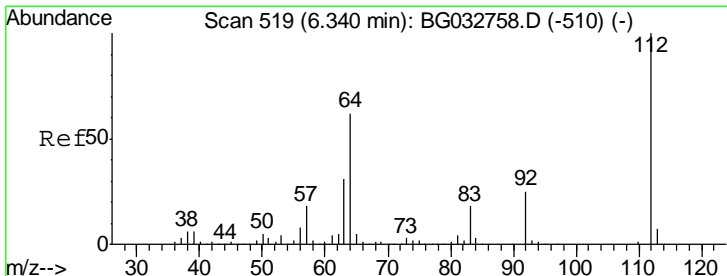
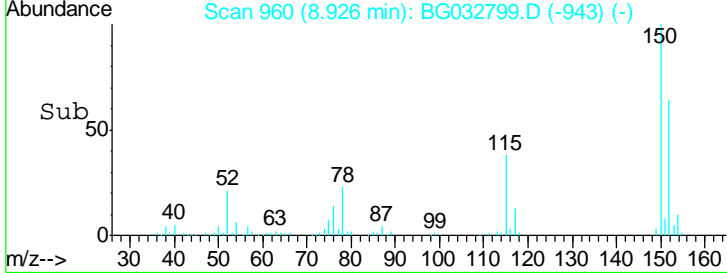
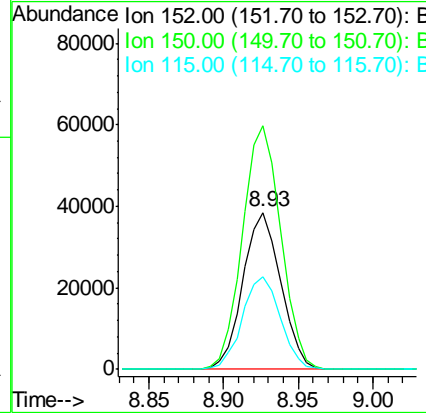
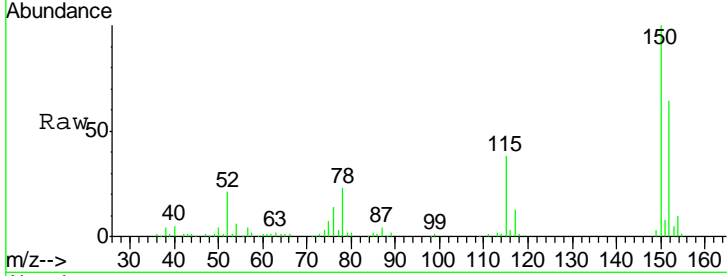




#1
 1,4-Dichlorobenzene-d4
 Concen: 20.00 ng
 RT: 8.93 min Scan# 960
 Delta R.T. 0.00 min
 Lab File: BG032799.D
 Acq: 23 Feb 2018 20:49

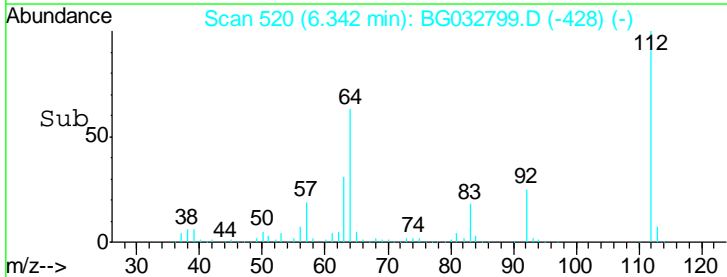
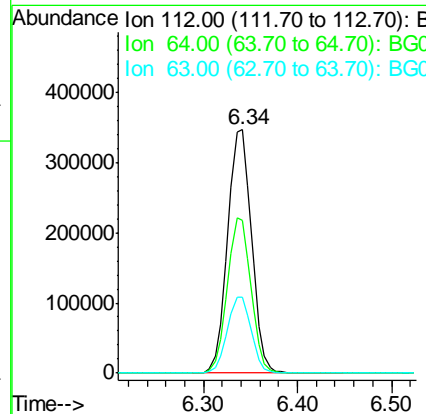
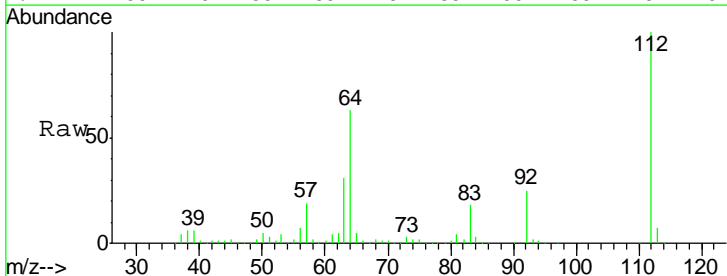
Instrument :
 BNA_G
 ClientSampled :

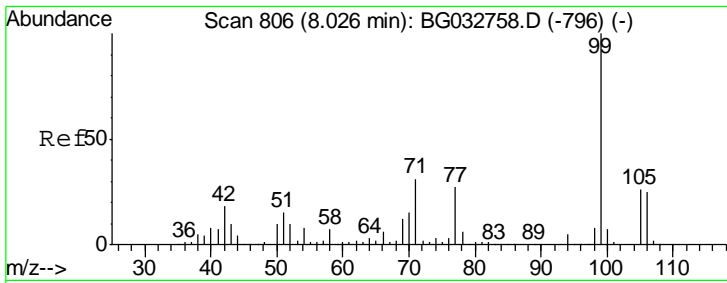
Tgt Ion	Resp	Lower	Upper
152	67641		
150	155.5	126.6	189.8
115	59.0	53.0	79.4



#5
 2-Fluorophenol
 Concen: 145.68 ng
 RT: 6.34 min Scan# 520
 Delta R.T. 0.01 min
 Lab File: BG032799.D
 Acq: 23 Feb 2018 20:49

Tgt Ion	Resp	Lower	Upper
112	615919		
64	62.9	56.3	84.5
63	31.0	30.1	45.1

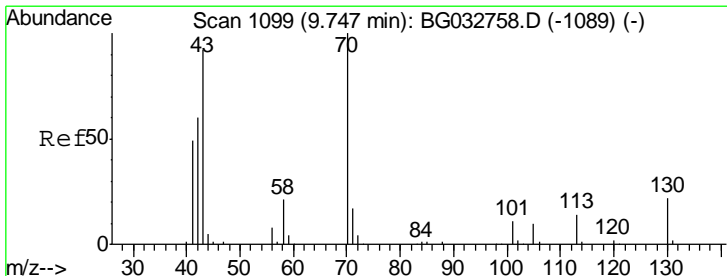
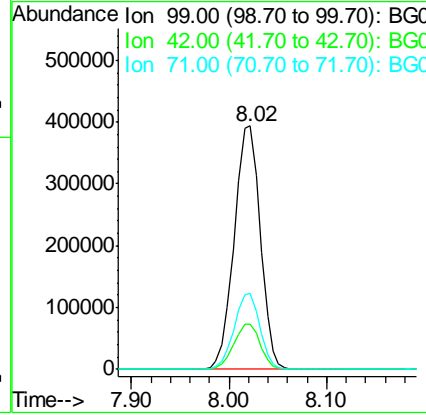
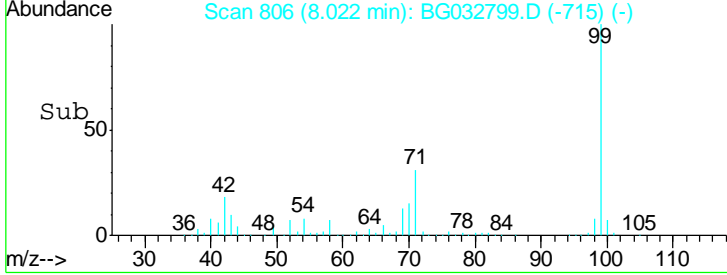
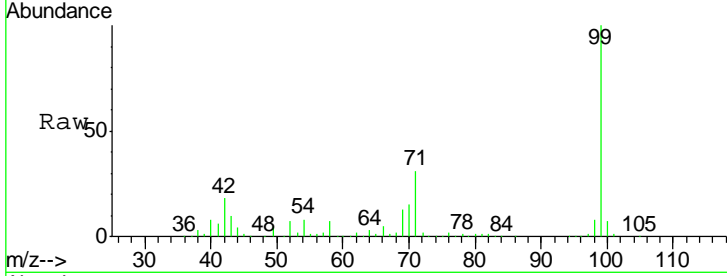




#7
 Phenol-d6
 Concen: 124.23 ng
 RT: 8.02 min Scan# 806
 Delta R.T. 0.00 min
 Lab File: BG032799.D
 Acq: 23 Feb 2018 20:49

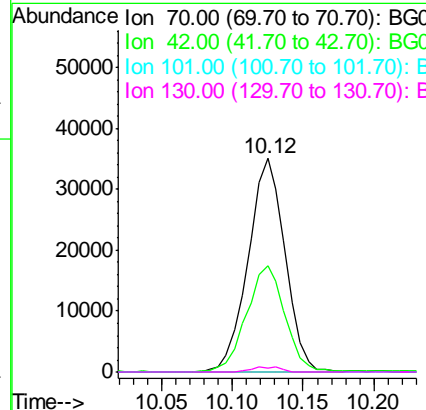
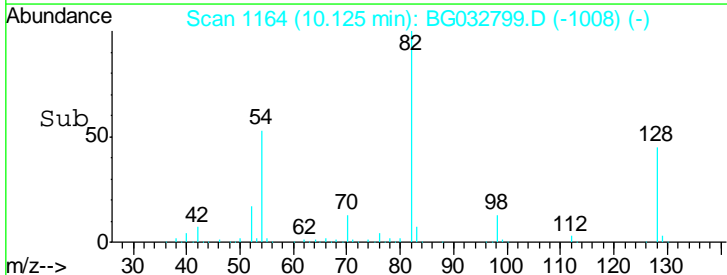
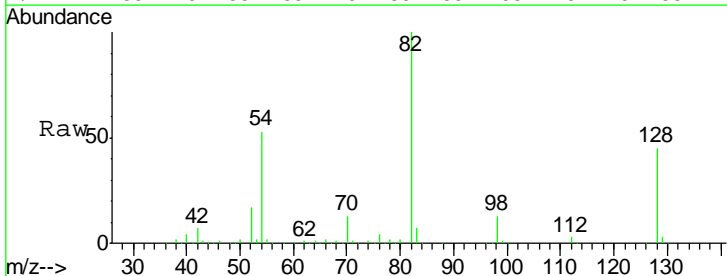
Instrument :
 BNA_G
 ClientSampled :

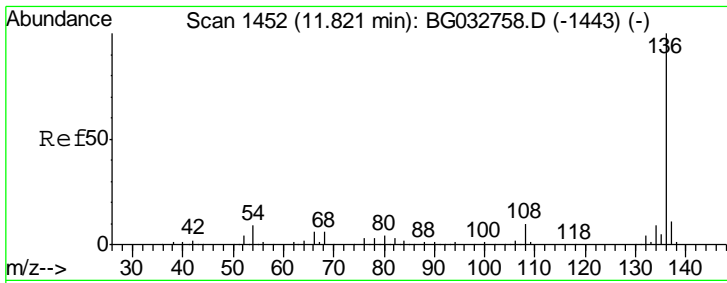
Tgt Ion	Resp	Lower	Upper
99	100		
42	18.4	14.1	21.1
71	31.0	26.1	39.1



#19
 n-Nitroso-di-n-propylamine
 Concen: 15.46 ng
 RT: 10.12 min Scan# 1164
 Delta R.T. 0.38 min
 Lab File: BG032799.D
 Acq: 23 Feb 2018 20:49

Tgt Ion	Resp	Lower	Upper
70	100		
42	50.0	49.1	73.7
101	0.0	8.5	12.7#
130	1.9	13.4	20.0#

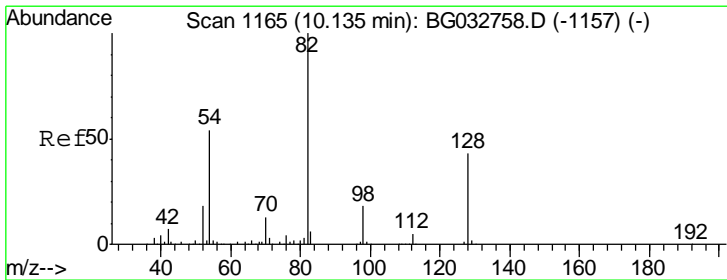
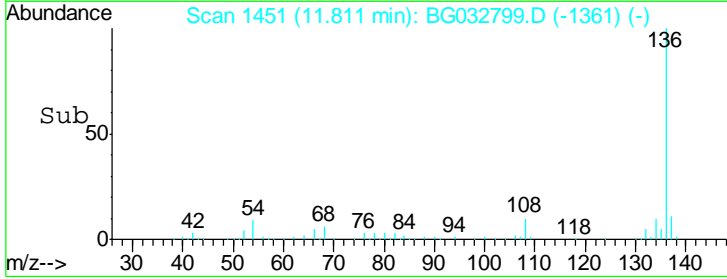
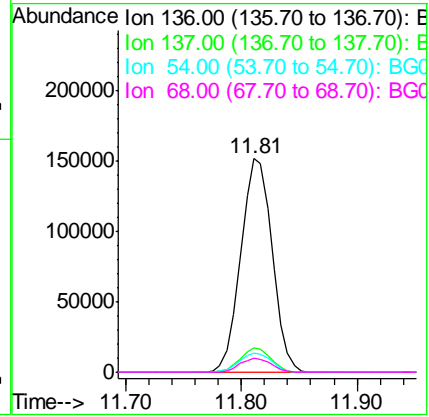
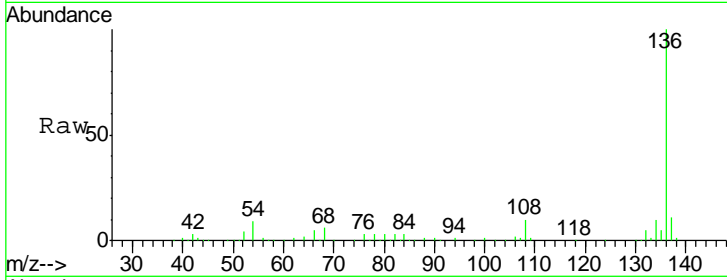




#21
 Naphthalene-d8
 Concen: 20.00 ng
 RT: 11.81 min Scan# 1451
 Delta R.T. -0.00 min
 Lab File: BG032799.D
 Acq: 23 Feb 2018 20:49

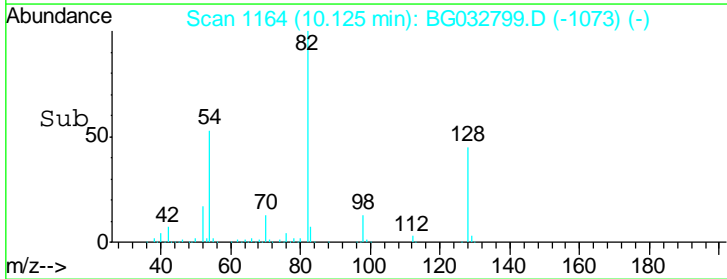
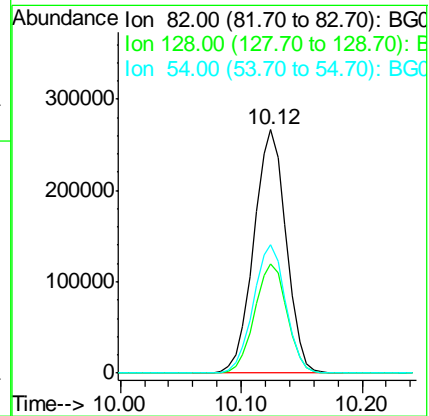
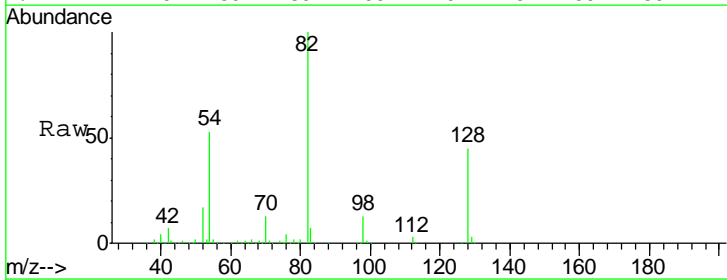
Instrument :
 BNA_G
 ClientSampled :

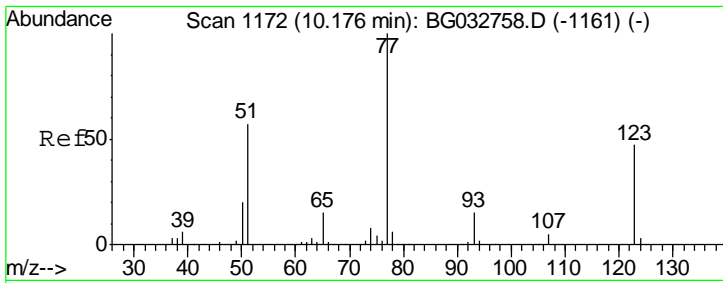
Tgt Ion	Resp	Lower	Upper
136	100		
137	11.4	9.2	13.8
54	9.3	10.3	15.5#
68	6.5	4.5	6.7



#23
 Nitrobenzene-d5
 Concen: 115.74 ng
 RT: 10.12 min Scan# 1164
 Delta R.T. 0.00 min
 Lab File: BG032799.D
 Acq: 23 Feb 2018 20:49

Tgt Ion	Resp	Lower	Upper
82	100		
128	44.8	29.7	44.5#
54	52.7	43.1	64.7

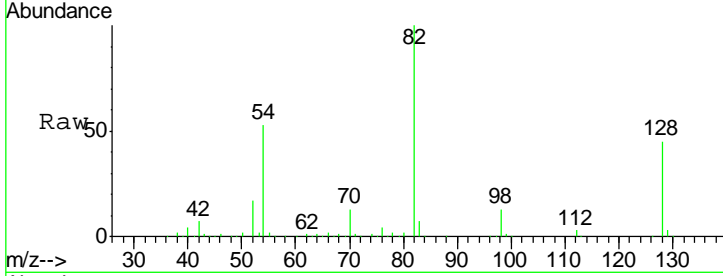




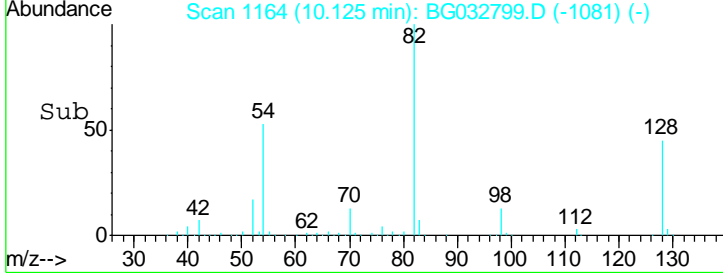
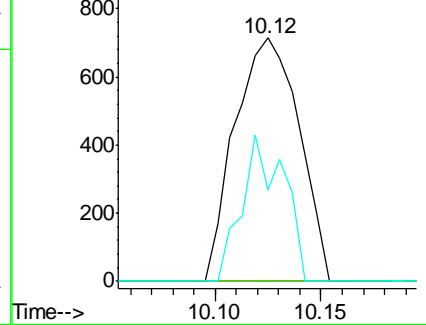
#24
 Nitrobenzene
 Concen: 6.67 ng
 RT: 10.12 min Scan# 1164
 Delta R.T. -0.05 min
 Lab File: BG032799.D
 Acq: 23 Feb 2018 20:49

Instrument :
 BNA_G
 ClientSampled :

Tgt Ion	Resp	Lower	Upper
77	1508		
123	0.0	33.0	49.6#
65	37.7	13.0	19.6#

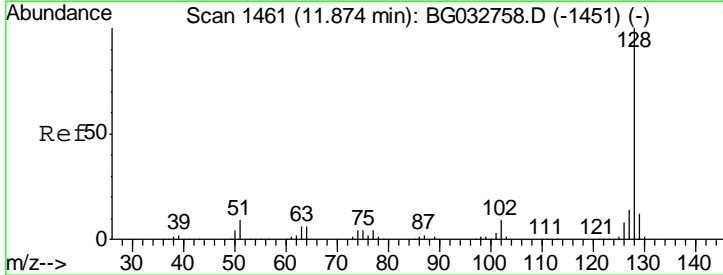


Abundance Ion 77.00 (76.70 to 77.70): BGC
 Ion 123.00 (122.70 to 123.70): BGC
 Ion 65.00 (64.70 to 65.70): BGC

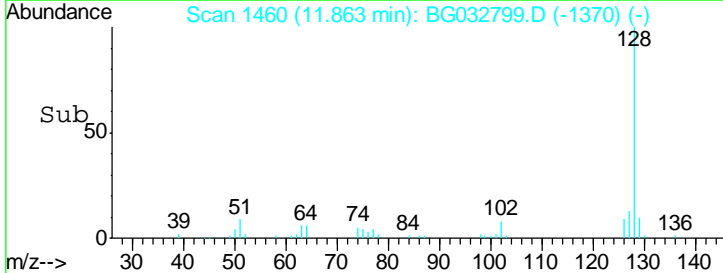
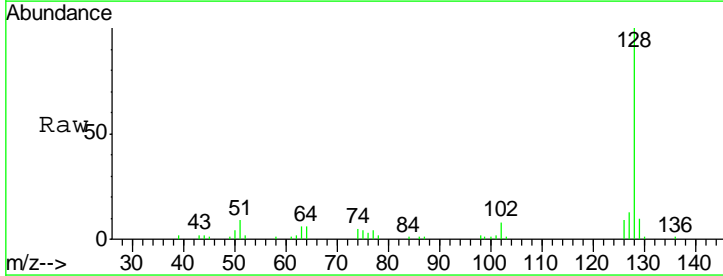
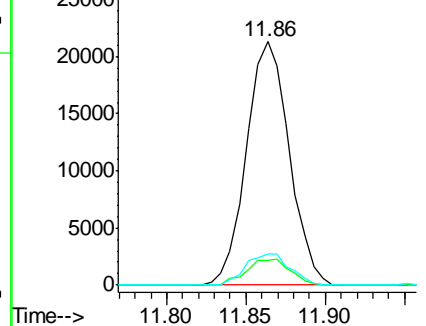


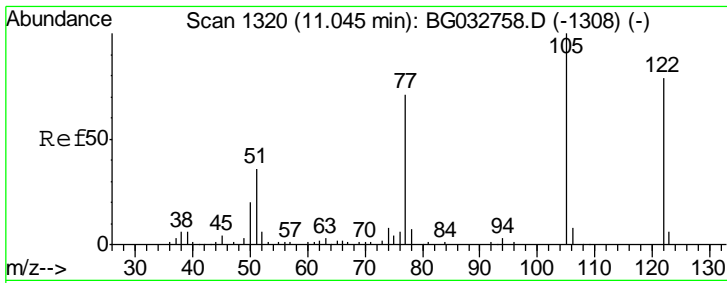
#31
 Naphthalene
 Concen: 2.67 ng
 RT: 11.86 min Scan# 1460
 Delta R.T. -0.00 min
 Lab File: BG032799.D
 Acq: 23 Feb 2018 20:49

Tgt Ion	Resp	Lower	Upper
128	39990		
129	10.1	8.6	12.8
127	13.0	11.6	17.4



Abundance Ion 128.00 (127.70 to 128.70): BGC
 Ion 129.00 (128.70 to 129.70): BGC
 Ion 127.00 (126.70 to 127.70): BGC

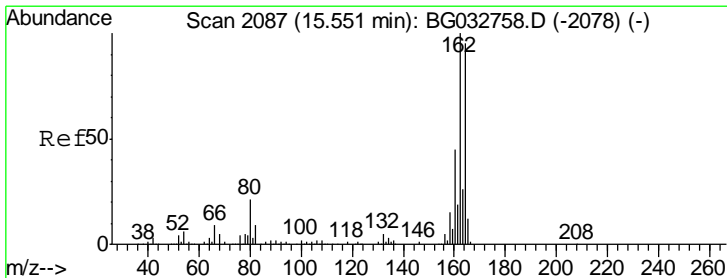
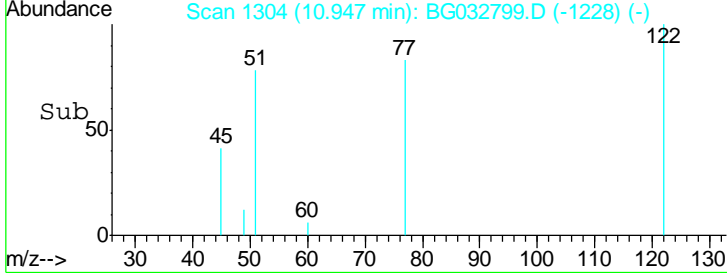
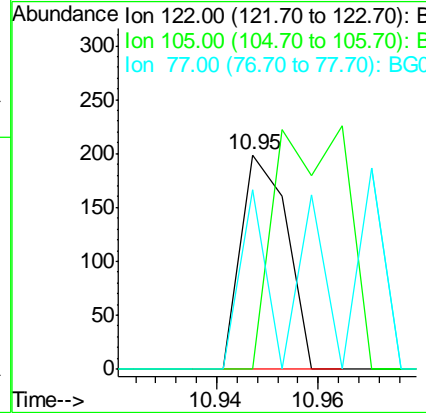
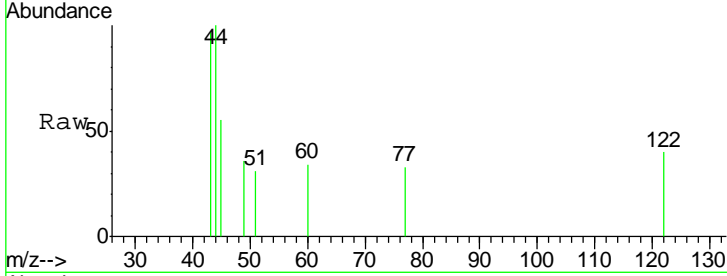




#32
 Benzoic acid
 Concen: 5.87 ng
 RT: 10.95 min Scan# 1304
 Delta R.T. -0.09 min
 Lab File: BG032799.D
 Acq: 23 Feb 2018 20:49

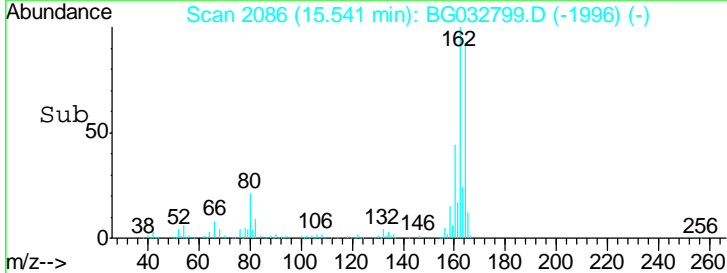
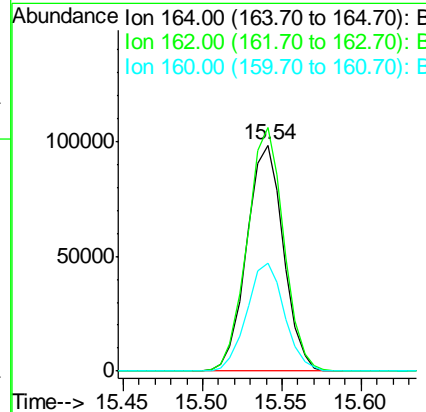
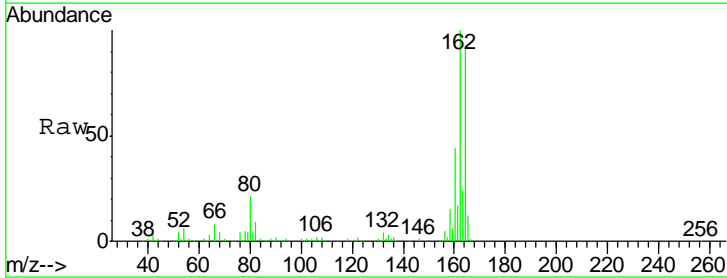
Instrument :
 BNA_G
 ClientSampled :

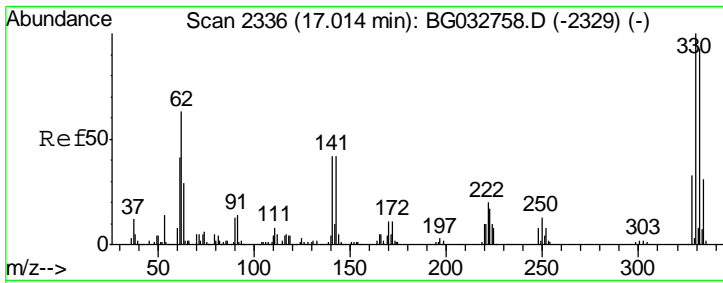
Tgt Ion	Resp	Lower	Upper
122	127		
105	0.0	123.5	163.5#
77	83.4	85.7	125.7#



#38
 Acenaphthene-d10
 Concen: 20.00 ng
 RT: 15.54 min Scan# 2086
 Delta R.T. -0.00 min
 Lab File: BG032799.D
 Acq: 23 Feb 2018 20:49

Tgt Ion	Resp	Lower	Upper
164	157811		
162	107.8	78.8	118.2
160	47.8	35.4	53.0

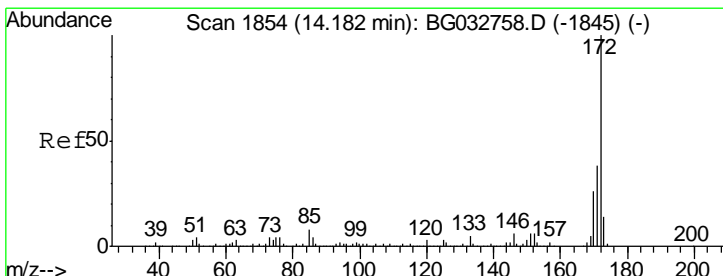
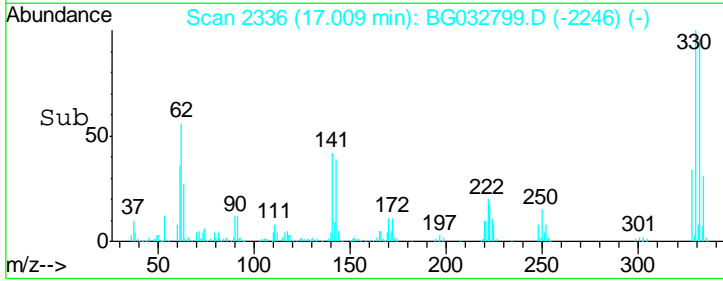
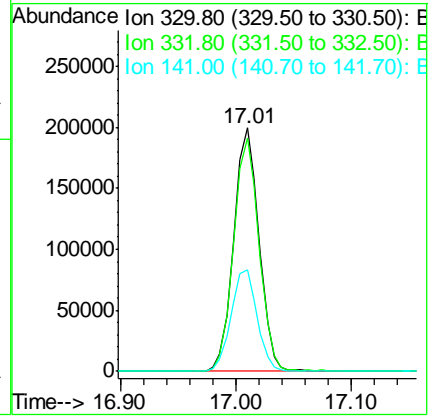
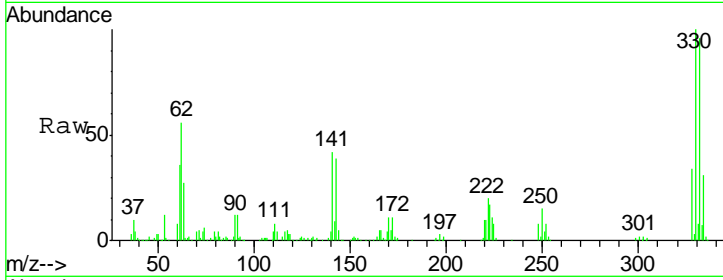




#41
 2,4,6-Tribromophenol
 Concen: 182.35 ng
 RT: 17.01 min Scan# 2336
 Delta R.T. -0.00 min
 Lab File: BG032799.D
 Acq: 23 Feb 2018 20:49

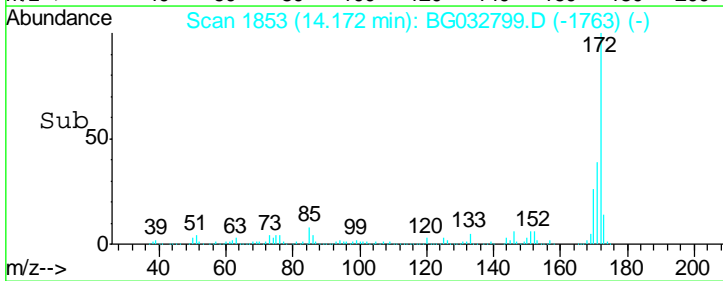
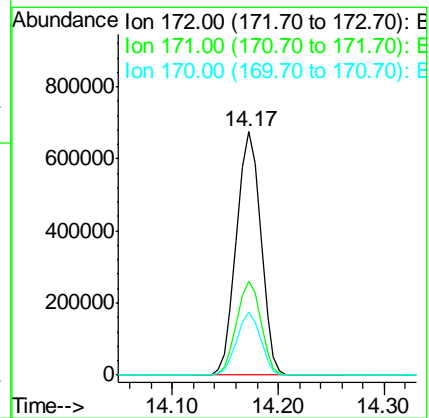
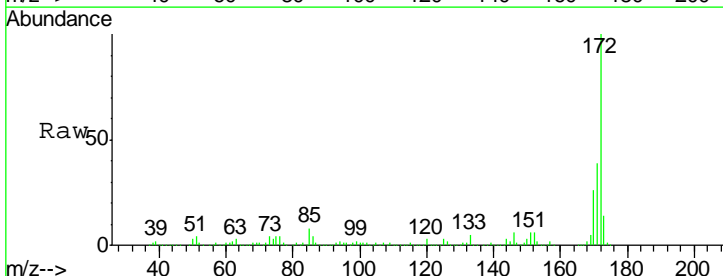
Instrument :
 BNA_G
 ClientSampled :

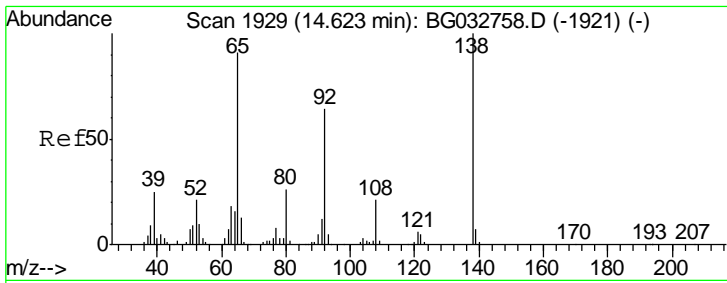
Tgt Ion	Resp	Lower	Upper
330	100		
332	96.6	77.0	115.6
141	43.0	25.2	37.8#



#44
 2-Fluorobiphenyl
 Concen: 98.68 ng
 RT: 14.17 min Scan# 1853
 Delta R.T. -0.00 min
 Lab File: BG032799.D
 Acq: 23 Feb 2018 20:49

Tgt Ion	Resp	Lower	Upper
172	100		
171	38.8	30.0	45.0
170	25.9	19.5	29.3

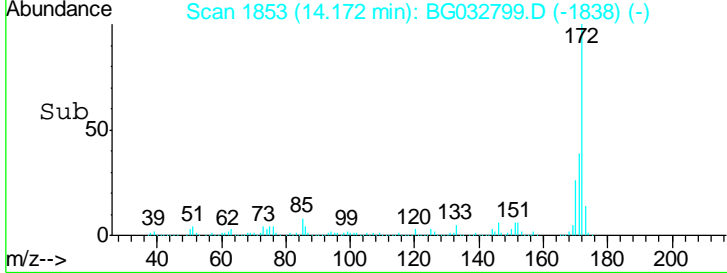
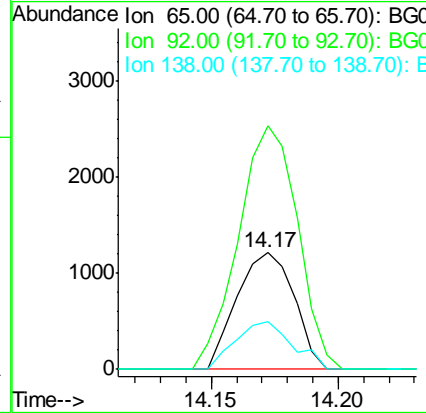
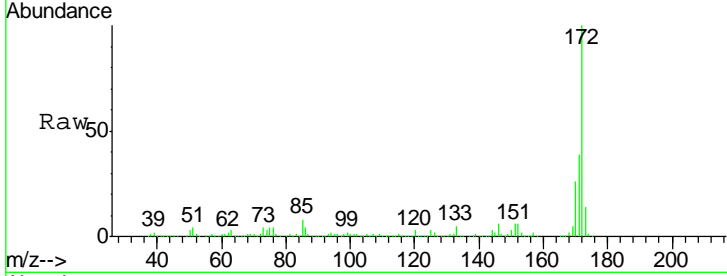




#47
 2-Nitroaniline
 Concen: 10.42 ng
 RT: 14.17 min Scan# 1853
 Delta R.T. -0.44 min
 Lab File: BG032799.D
 Acq: 23 Feb 2018 20:49

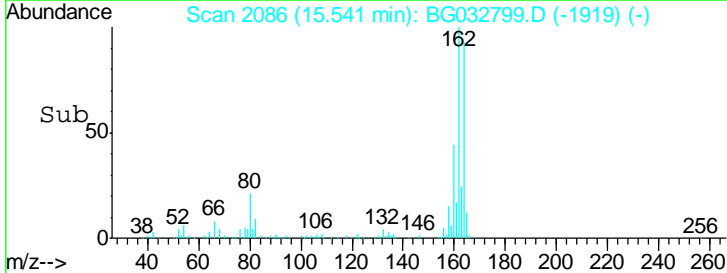
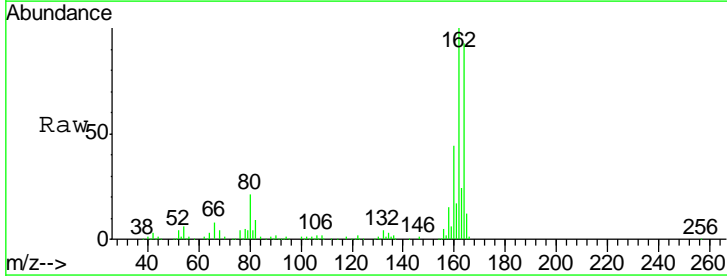
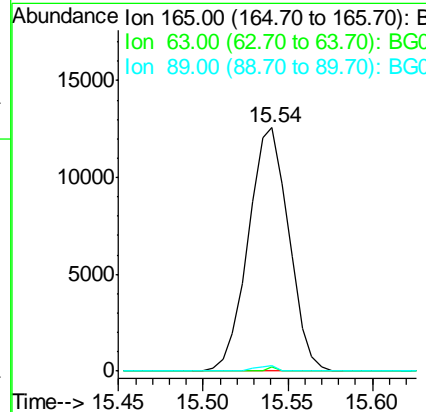
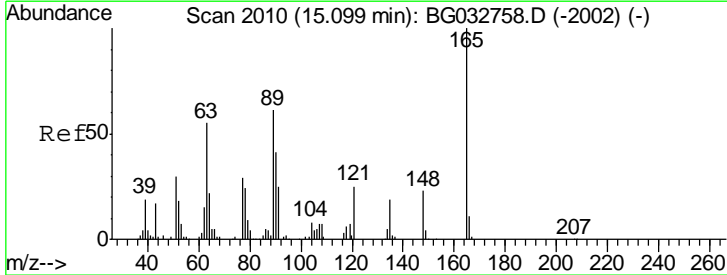
Instrument :
 BNA_G
 ClientSampled :

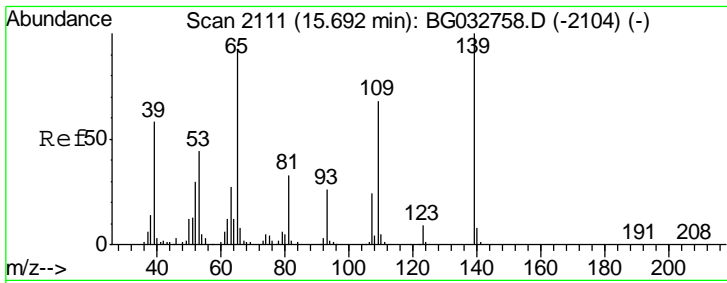
Tgt Ion	Resp	Lower	Upper
65	1906		
92	209.4	54.6	82.0#
138	41.1	72.9	109.3#



#50
 2,6-Dinitrotoluene
 Concen: 16.57 ng
 RT: 15.54 min Scan# 2086
 Delta R.T. 0.45 min
 Lab File: BG032799.D
 Acq: 23 Feb 2018 20:49

Tgt Ion	Resp	Lower	Upper
165	20899		
63	1.5	52.7	79.1#
89	2.3	49.2	73.8#

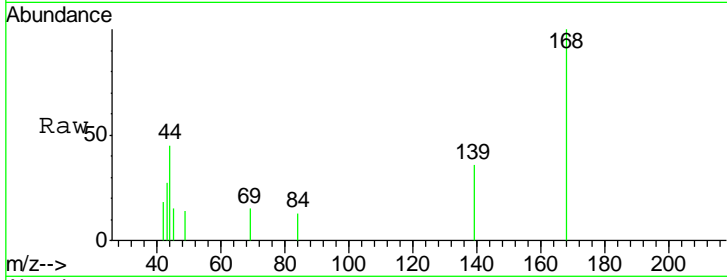




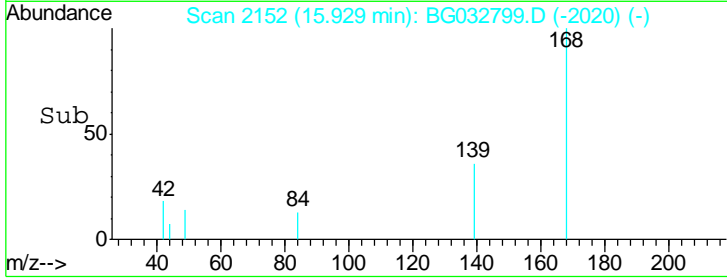
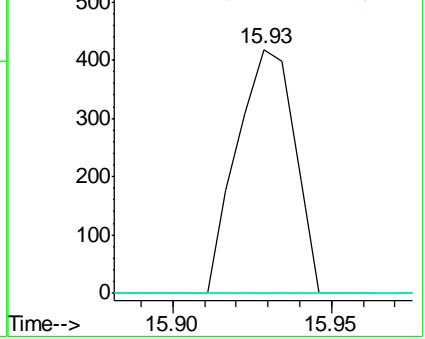
#55
 4-Nitrophenol
 Concen: 7.30 ng
 RT: 15.93 min Scan# 2152
 Delta R.T. 0.24 min
 Lab File: BG032799.D
 Acq: 23 Feb 2018 20:49

Instrument :
 BNA_G
 ClientSampled :

Tgt Ion	Resp	Lower	Upper
139	527		
109	0.0	62.2	102.2#
65	0.0	97.2	137.2#

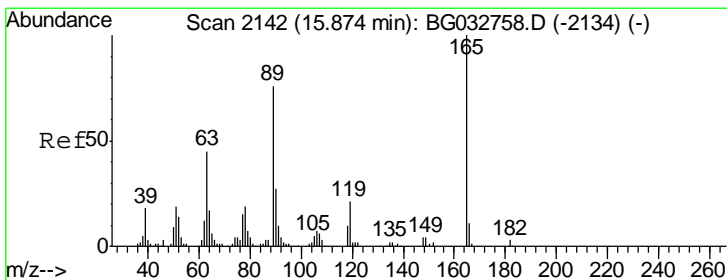


Abundance Ion 139.00 (138.70 to 139.70): E
 Ion 109.00 (108.70 to 109.70): E
 Ion 65.00 (64.70 to 65.70): B

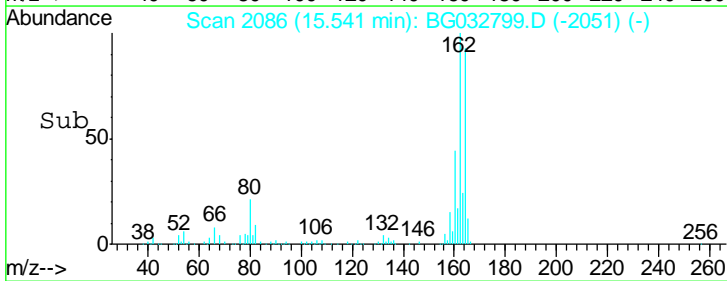
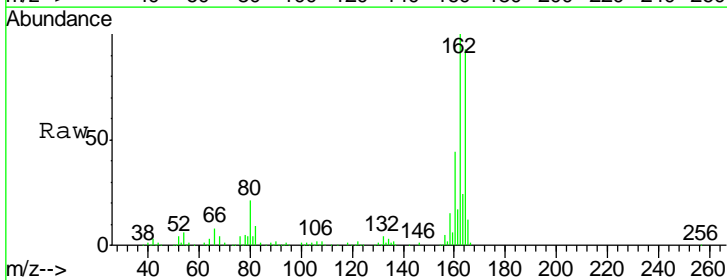
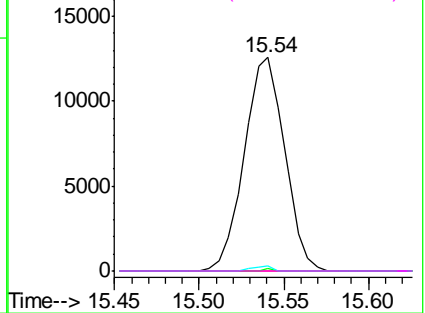


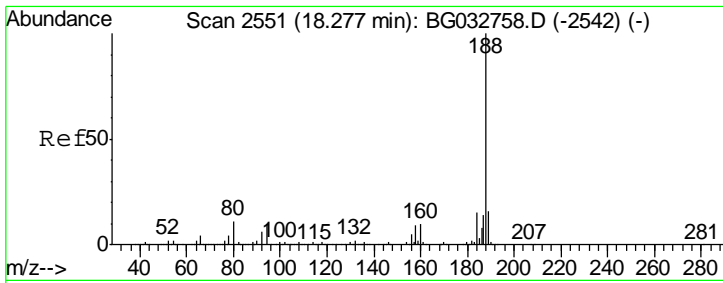
#56
 2,4-Dinitrotoluene
 Concen: 14.77 ng
 RT: 15.54 min Scan# 2086
 Delta R.T. -0.33 min
 Lab File: BG032799.D
 Acq: 23 Feb 2018 20:49

Tgt Ion	Resp	Lower	Upper
165	20899		
63	1.5	42.0	63.0#
89	2.3	66.9	100.3#
182	0.0	2.6	3.8#



Abundance Ion 165.00 (164.70 to 165.70): E
 Ion 63.00 (62.70 to 63.70): B
 Ion 89.00 (88.70 to 89.70): B
 Ion 182.00 (181.70 to 182.70): E

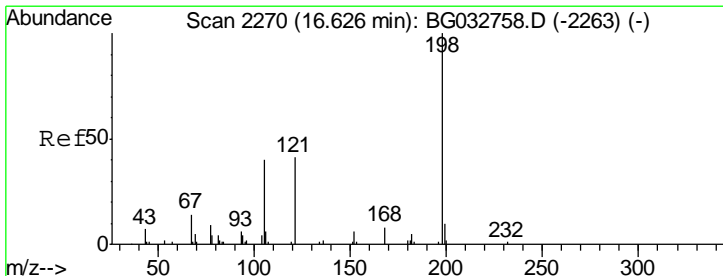
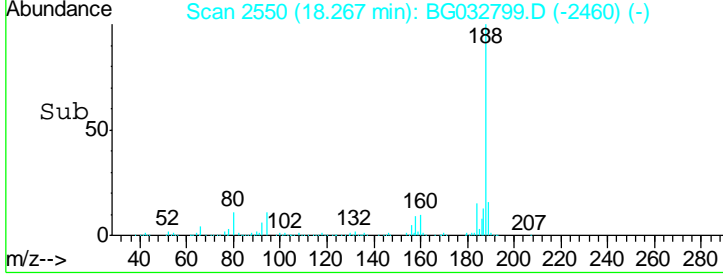
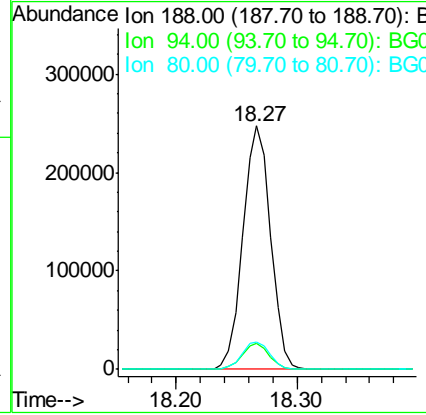
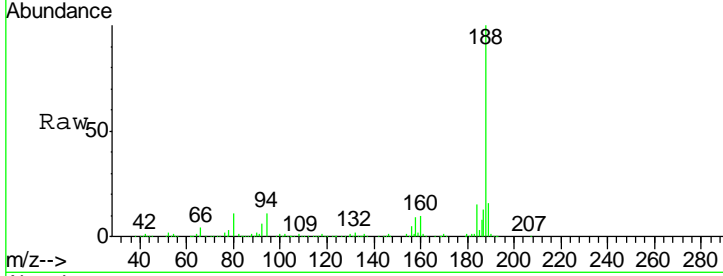




#63
 Phenanthrene-d10
 Concen: 20.00 ng
 RT: 18.27 min Scan# 2550
 Delta R.T. -0.00 min
 Lab File: BG032799.D
 Acq: 23 Feb 2018 20:49

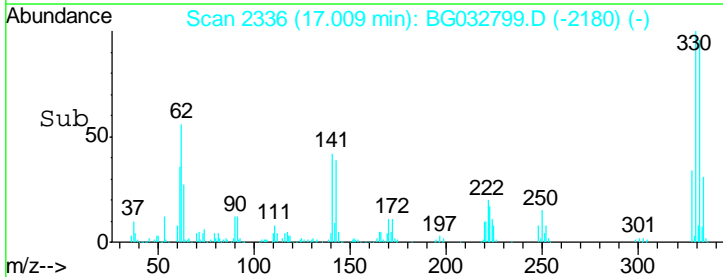
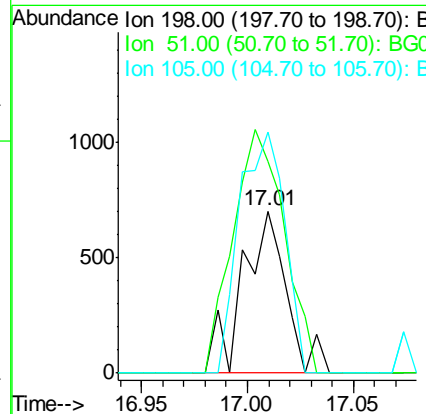
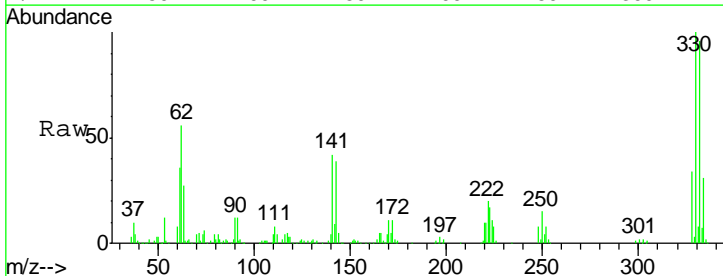
Instrument :
 BNA_G
 ClientSampled :

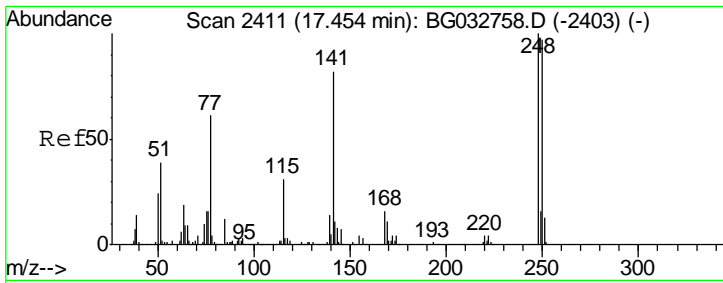
Tgt Ion	Resp	Lower	Upper
188	395710		
94	10.7	6.9	10.3#
80	11.2	7.7	11.5



#64
 4,6-Dinitro-2-methylphenol
 Concen: 6.03 ng
 RT: 17.01 min Scan# 2336
 Delta R.T. 0.38 min
 Lab File: BG032799.D
 Acq: 23 Feb 2018 20:49

Tgt Ion	Resp	Lower	Upper
198	1009		
51	130.9	30.6	70.6#
105	148.9	23.8	63.8#

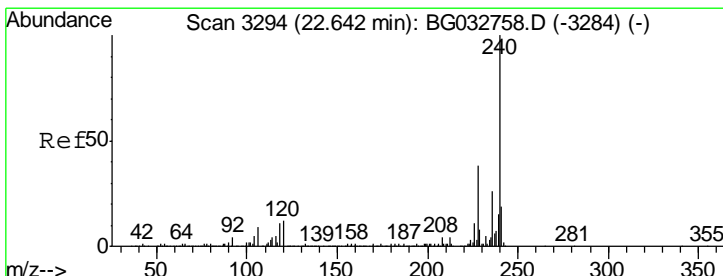
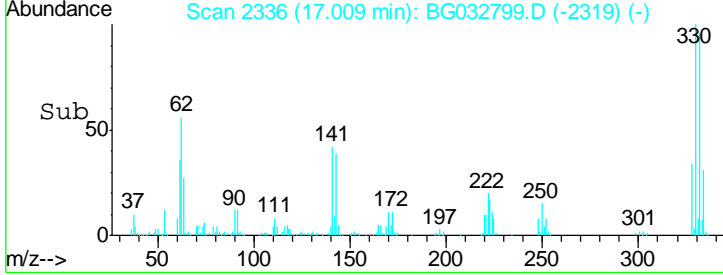
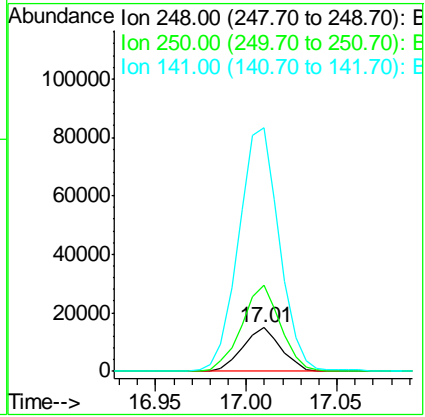
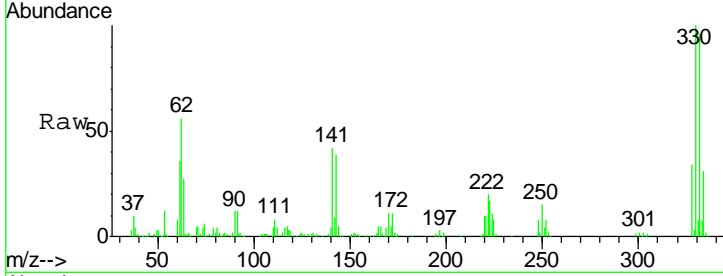




#66
 4-Bromophenyl-phenylether
 Concen: 5.24 ng
 RT: 17.01 min Scan# 2336
 Delta R.T. -0.43 min
 Lab File: BG032799.D
 Acq: 23 Feb 2018 20:49

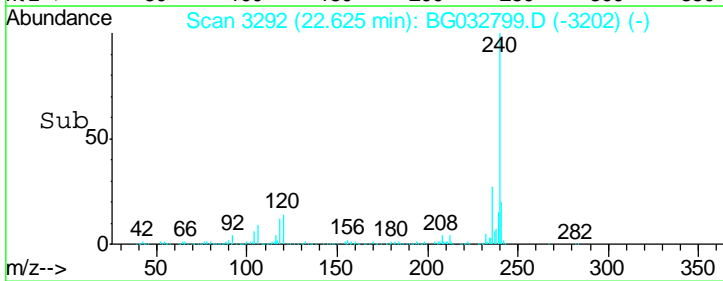
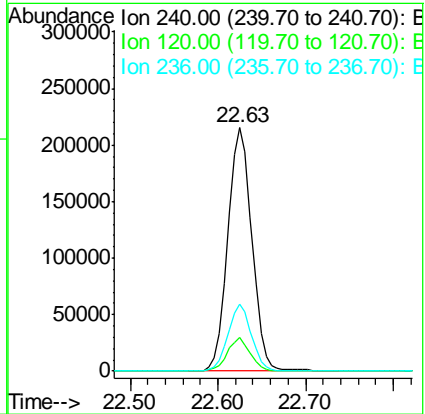
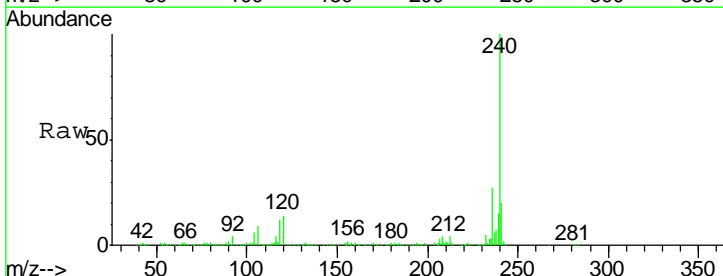
Instrument :
 BNA_G
 ClientSampled :

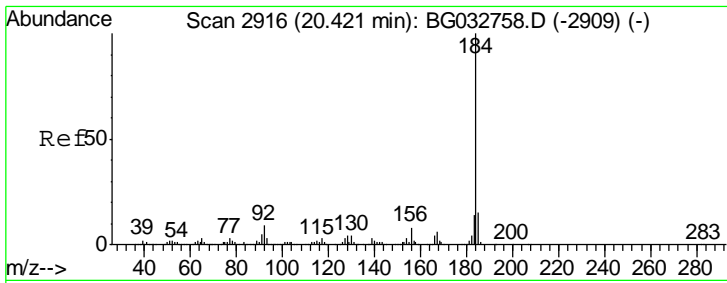
Tgt Ion	Resp	Lower	Upper
248	100		
250	198.0	77.1	115.7#
141	556.1	50.8	76.2#



#75
 Chrysene-d12
 Concen: 20.00 ng
 RT: 22.63 min Scan# 3292
 Delta R.T. -0.00 min
 Lab File: BG032799.D
 Acq: 23 Feb 2018 20:49

Tgt Ion	Resp	Lower	Upper
240	100		
120	13.9	6.8	10.2#
236	27.3	20.9	31.3

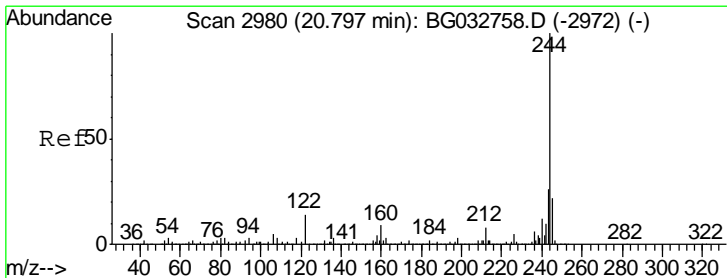
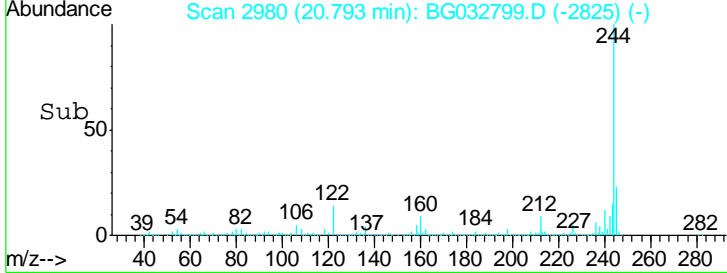
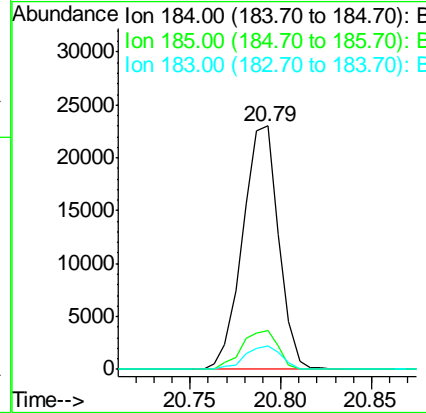
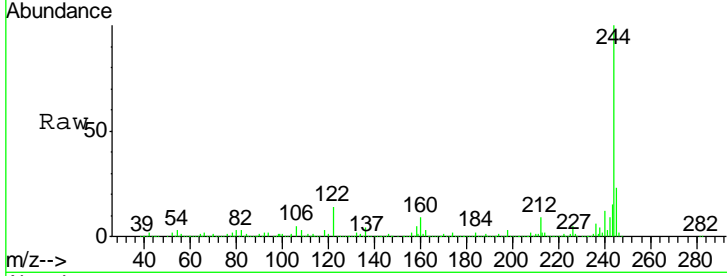




#76
Benzidine
Concen: 2.30 ng
RT: 20.79 min Scan# 2980
Delta R.T. 0.38 min
Lab File: BG032799.D
Acq: 23 Feb 2018 20:49

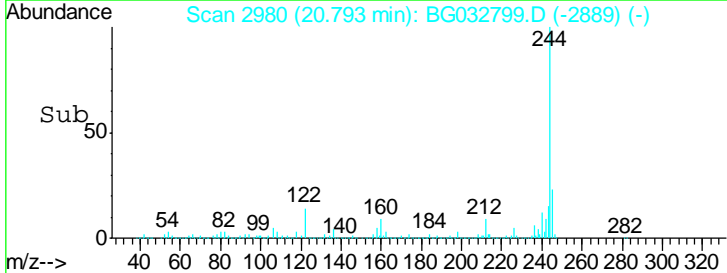
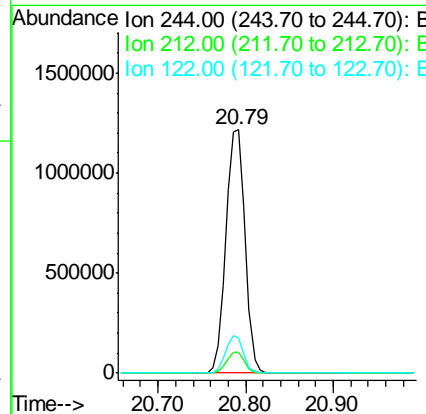
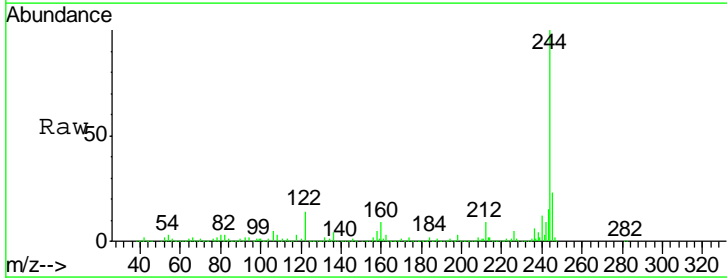
Instrument :
BNA_G
ClientSampled :

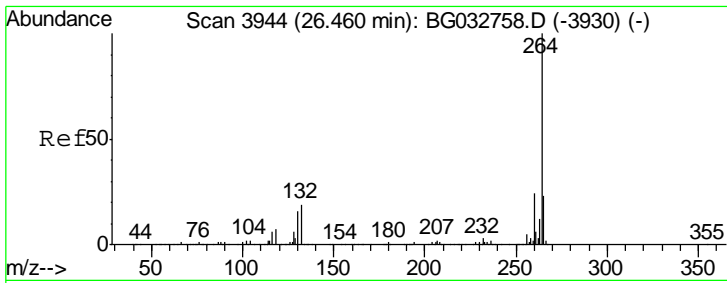
Tgt Ion	Resp	Lower	Upper
184	31680		
185	16.1	11.1	16.7
183	9.5	10.6	16.0#



#78
Terphenyl-d14
Concen: 101.97 ng
RT: 20.79 min Scan# 2980
Delta R.T. 0.00 min
Lab File: BG032799.D
Acq: 23 Feb 2018 20:49

Tgt Ion	Resp	Lower	Upper
244	1835058		
212	8.8	5.8	8.8#
122	14.4	7.0	10.4#





#86
 Perylene-d12
 Concen: 20.00 ng
 RT: 26.44 min Scan# 3942
 Delta R.T. -0.00 min
 Lab File: BG032799.D
 Acq: 23 Feb 2018 20:49

Instrument :
 BNA_G
 ClientSampled :

Tot Ion	Ion	Resp	Lower	Upper
426911	264	100		
	260	23.6	17.4	26.0
	265	21.7	17.7	26.5

