

Data Path : Z:\HPCHEM1\BNA_G\DATA\BG022716\
 Data File : BG021131.D
 Acq On : 28 Feb 2016 1:34
 Operator : UM/SJ
 Sample : PB88551BS
 Misc :
 ALS Vial : 51 Sample Multiplier: 1

Instrument :
 BNA_G
 ClientSampleId :
 PB88551BS

Quant Time: Feb 29 00:24:45 2016
 Quant Method : Z:\HPCHEM1\BNA_G\METHODS\8270-BG022616.M
 Quant Title : ASP BNA STANDARDS FOR 5 POINT CALIBRATION
 QLast Update : Fri Feb 26 16:39:44 2016
 Response via : Initial Calibration

Internal Standards	R.T.	QIon	Response	Conc	Units	Dev(Min)
1) 1,4-Dichlorobenzene-d4	8.17	152	7760	20.00	ng	0.00
21) Naphthalene-d8	10.98	136	37240	20.00	ng	-0.01
38) Acenaphthene-d10	14.77	164	24131	20.00	ng	0.00
63) Phenanthrene-d10	17.51	188	60306	20.00	ng	-0.01
75) Chrysene-d12	21.77	240	64198	20.00	ng	-0.02
86) Perylene-d12	25.05	264	59270	20.00	ng	-0.03

System Monitoring Compounds

5) 2-Fluorophenol	5.72	112	43587	98.34	ng	0.00
7) Phenol-d6	7.31	99	71179	107.92	ng	-0.01
23) Nitrobenzene-d5	9.33	82	74843	95.76	ng	-0.01
41) 2,4,6-Tribromophenol	16.25	330	25813	81.59	ng	0.00
44) 2-Fluorobiphenyl	13.40	172	152271	80.75	ng	0.00
78) Terphenyl-d14	20.10	244	269625	98.15	ng	-0.01

Target Compounds

Target Compounds	R.T.	QIon	Response	Conc	Units	Qvalue
2) 1,4-Dioxane	3.61	88	5670	27.62	ng	93
3) Pyridine	4.02	79	19569	32.60	ng	93
4) n-Nitrosodimethylamine	3.92	42	11521	37.85	ng	# 97
6) Aniline	7.49	93	38126	46.73	ng	93
8) 2-Chlorophenol	7.73	128	24793	44.85	ng	86
9) Benzaldehyde	7.31	77	3935	11.01	ng	# 76
10) Phenol	7.34	94	36643	54.23	ng	85
11) bis(2-Chloroethyl)ether	7.58	93	23820	45.99	ng	95
12) 1,3-Dichlorobenzene	8.06	146	22696	38.57	ng	# 87
13) 1,4-Dichlorobenzene	8.20	146	22897	36.43	ng	93
14) 1,2-Dichlorobenzene	8.52	146	22848	38.39	ng	97
15) Benzyl Alcohol	8.40	79	31072	53.93	ng	# 88
16) 2,2'-oxybis(1-Chloropropan	8.70	45	35902	60.46	ng	93
17) 2-Methylphenol	8.60	107	24868	52.14	ng	# 88
18) Hexachloroethane	9.26	117	9427	39.65	ng	92
19) n-Nitroso-di-n-propylamine	8.97	70	27128	53.32	ng	92
20) 3+4-Methylphenols	8.92	107	34614	52.35	ng	95
22) Acetophenone	8.99	105	41799	40.67	ng	# 95
24) Nitrobenzene	9.37	77	37742	46.74	ng	# 88
25) Isophorone	9.90	82	72410	49.43	ng	95
26) 2-Nitrophenol	10.08	139	13862	40.60	ng	# 68
27) 2,4-Dimethylphenol	10.13	122	28738	47.73	ng	86
28) bis(2-Chloroethoxy)methane	10.37	93	36629	51.31	ng	99
29) 2,4-Dichlorophenol	10.61	162	26109	44.29	ng	94
30) 1,2,4-Trichlorobenzene	10.84	180	23498	35.17	ng	96
31) Naphthalene	11.02	128	79789	41.71	ng	97
32) Benzoic acid	10.26	122	22521	40.73	ng	# 74
33) 4-Chloroaniline	11.12	127	33194	41.55	ng	# 92
34) Hexachlorobutadiene	11.31	225	14974	33.49	ng	92
35) Caprolactam	11.90	113	6851	34.40	ng	# 83
36) 4-Chloro-3-methylphenol	12.23	107	37951	52.52	ng	88
37) 2-Methylnaphthalene	12.62	142	61485	45.77	ng	# 91
39) 1,2,4,5-Tetrachlorobenzene	12.98	216	30697	34.42	ng	# 97
40) Hexachlorocyclopentadiene	12.96	237	42430	72.36	ng	99

Data Path : Z:\HPCHEM1\BNA_G\DATA\BG022716\
 Data File : BG021131.D
 Acq On : 28 Feb 2016 1:34
 Operator : UM/SJ
 Sample : PB88551BS
 Misc :
 ALS Vial : 51 Sample Multiplier: 1

Instrument :
 BNA_G
 ClientSampleId :
 PB88551BS

Quant Time: Feb 29 00:24:45 2016
 Quant Method : Z:\HPCHEM1\BNA_G\METHODS\8270-BG022616.M
 Quant Title : ASP BNA STANDARDS FOR 5 POINT CALIBRATION
 QLast Update : Fri Feb 26 16:39:44 2016
 Response via : Initial Calibration

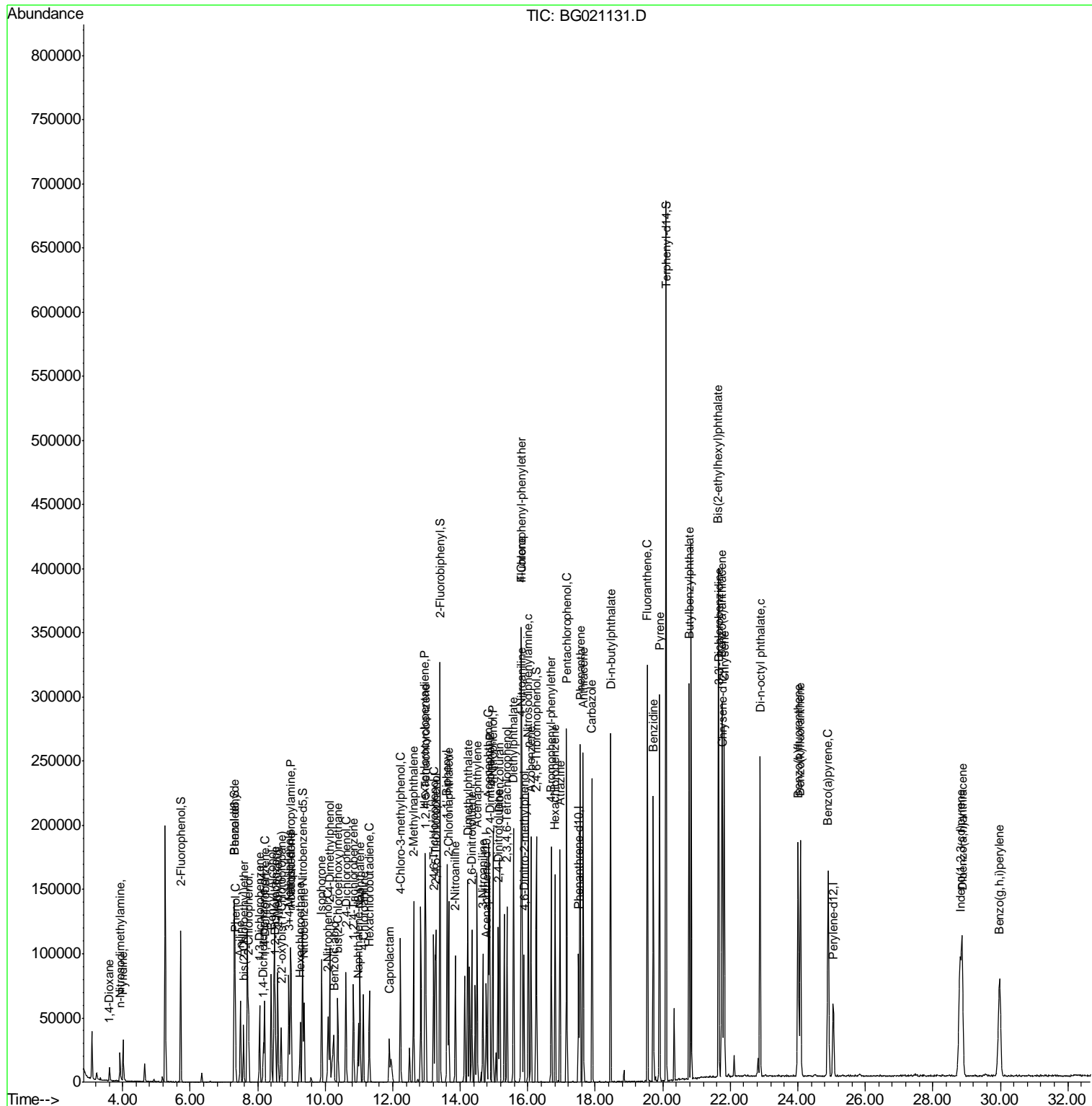
Internal Standards	R.T.	QIon	Response	Conc	Units	Dev(Min)
42) 2,4,6-Trichlorophenol	13.21	196	25181	45.03	ng	94
43) 2,4,5-Trichlorophenol	13.28	196	26917	46.85	ng	94
45) 1,1'-Biphenyl	13.61	154	82876	40.78	ng	97
46) 2-Chloronaphthalene	13.66	162	63825	41.39	ng	97
47) 2-Nitroaniline	13.85	65	31190	62.43	ng	# 75
48) Acenaphthylene	14.50	152	108836	44.61	ng	98
49) Dimethylphthalate	14.23	163	93775	45.09	ng	# 99
50) 2,6-Dinitrotoluene	14.34	165	21050	49.20	ng	# 72
51) Acenaphthene	14.84	154	68115	40.93	ng	98
52) 3-Nitroaniline	14.67	138	20683	49.68	ng	# 57
53) 2,4-Dinitrophenol	14.87	184	29059	97.41	ng	# 83
54) Dibenzofuran	15.17	168	103963	49.32	ng	93
55) 4-Nitrophenol	14.97	139	40392	109.38	ng	# 58
56) 2,4-Dinitrotoluene	15.13	165	30096	49.05	ng	# 74
57) Fluorene	15.81	166	93158	45.43	ng	98
58) 2,3,4,6-Tetrachlorophenol	15.39	232	24957	49.98	ng	# 98
59) Diethylphthalate	15.58	149	104718	47.77	ng	99
60) 4-Chlorophenyl-phenylether	15.81	204	46124	40.89	ng	95
61) 4-Nitroaniline	15.83	138	25493	53.77	ng	# 61
62) Azobenzene	16.10	77	118271	62.28	ng	93
64) 4,6-Dinitro-2-methylphenol	15.88	198	19078	43.13	ng	94
65) n-Nitrosodiphenylamine	16.02	169	84191	47.32	ng	94
66) 4-Bromophenyl-phenylether	16.69	248	28497	40.14	ng	# 89
67) Hexachlorobenzene	16.81	284	28577	38.15	ng	92
68) Atrazine	16.96	200	31313	47.50	ng	99
69) Pentachlorophenol	17.15	266	40918	80.92	ng	89
70) Phenanthrene	17.55	178	151293	46.63	ng	97
71) Anthracene	17.64	178	152541	46.68	ng	98
72) Carbazole	17.90	167	142160	50.39	ng	98
73) Di-n-butylphthalate	18.46	149	188375	50.65	ng	# 98
74) Fluoranthene	19.54	202	183011	44.96	ng	99
76) Benzidine	19.72	184	113510	67.20	ng	99
77) Pyrene	19.91	202	186167	52.37	ng	99
79) Butylbenzylphthalate	20.78	149	84440	56.92	ng	89
80) Benzo(a)anthracene	21.75	228	178565	48.34	ng	99
81) 3,3'-Dichlorobenzidine	21.67	252	42532	29.43	ng	97
82) Chrysene	21.82	228	159953	44.96	ng	99
83) Bis(2-ethylhexyl)phthalate	21.65	149	122487	53.46	ng	98
84) Di-n-octyl phthalate	22.88	149	210018	54.70	ng	98
85) Indeno(1,2,3-cd)pyrene	28.81	276	186526	43.49	ng	# 100
87) Benzo(b)fluoranthene	24.01	252	174253	47.03	ng	99
88) Benzo(k)fluoranthene	24.08	252	169379	46.38	ng	97
89) Benzo(a)pyrene	24.90	252	167375	47.06	ng	96
90) Dibenzo(a,h)anthracene	28.87	278	159013	44.35	ng	99
91) Benzo(g,h,i)perylene	29.97	276	151420	43.85	ng	97

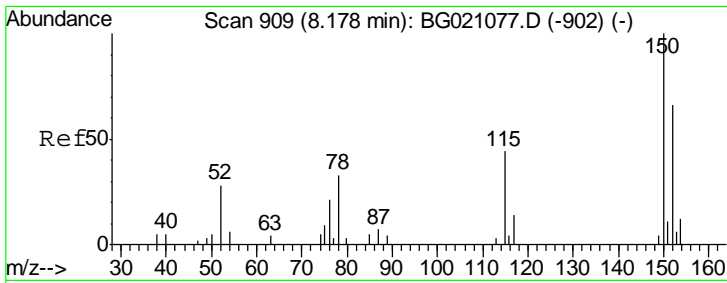
(#) = qualifier out of range (m) = manual integration (+) = signals summed

Data Path : Z:\HPCHEM1\BNA_G\DATA\BG022716\
 Data File : BG021131.D
 Acq On : 28 Feb 2016 1:34
 Operator : UM/SJ
 Sample : PB88551BS
 Misc :
 ALS Vial : 51 Sample Multiplier: 1

Instrument :
 BNA_G
 Client Sampled :
 PB88551BS

Quant Time: Feb 29 00:24:45 2016
 Quant Method : Z:\HPCHEM1\BNA_G\METHODS\8270-BG022616.M
 Quant Title : ASP BNA STANDARDS FOR 5 POINT CALIBRATION
 QLast Update : Fri Feb 26 16:39:44 2016
 Response via : Initial Calibration

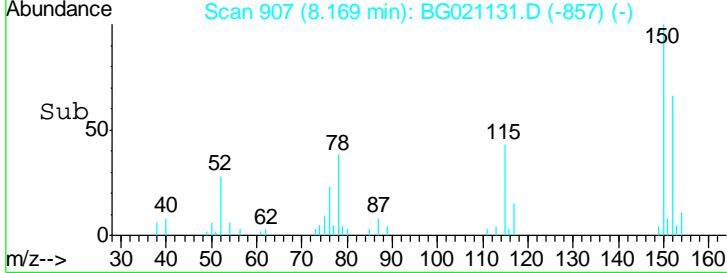
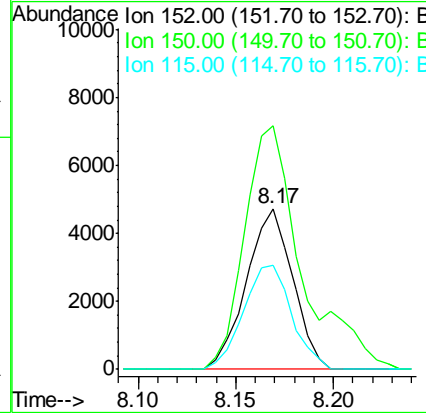
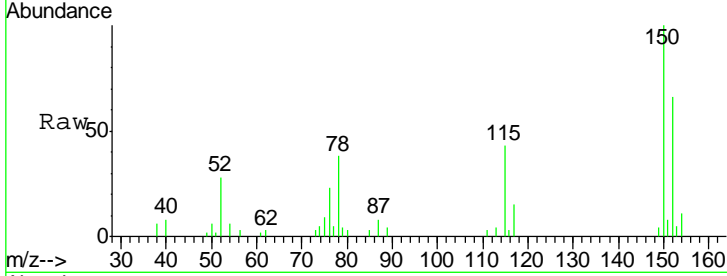




#1
 1,4-Dichlorobenzene-d4
 Concen: 20.00 ng
 RT: 8.17 min Scan# 907
 Delta R.T. -0.01 min
 Lab File: BG021131.D
 Acq: 28 Feb 2016 1:34

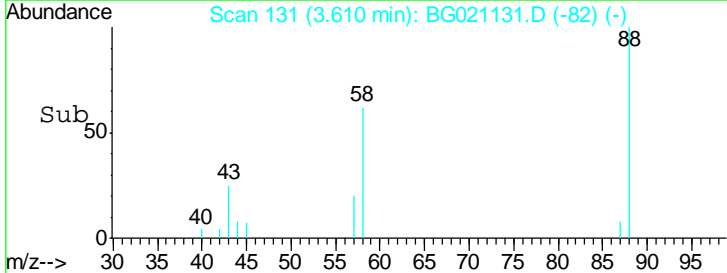
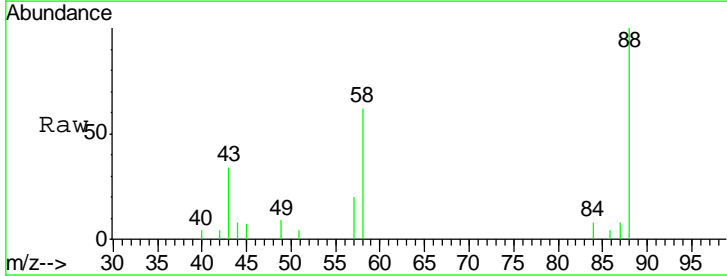
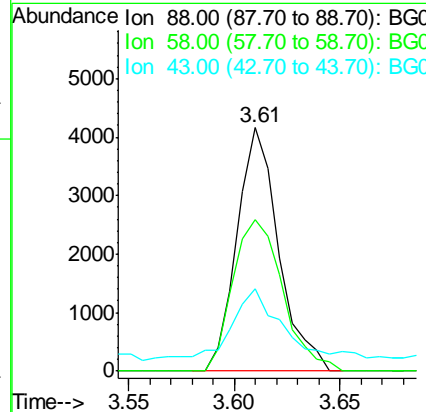
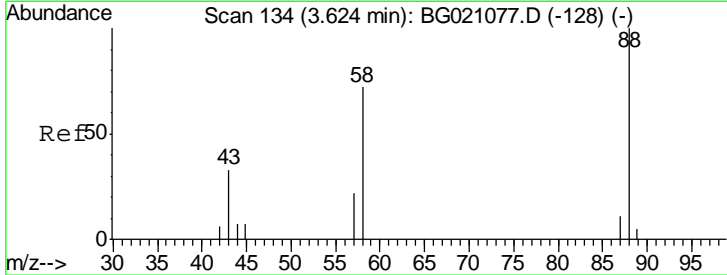
Instrument :
 BNA_G
ClientSampled :
 PB88551BS

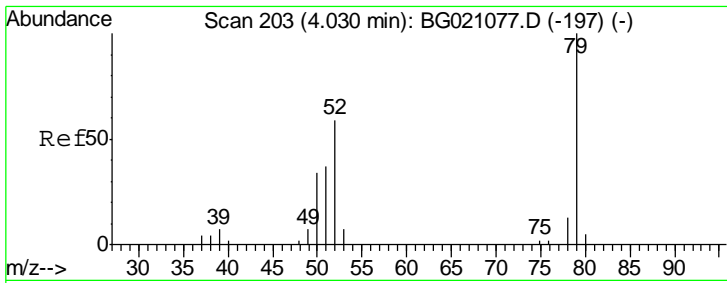
Tgt Ion	Resp	Lower	Upper
152	100		
150	151.3	123.4	185.2
115	65.0	43.3	64.9#



#2
 1,4-Dioxane
 Concen: 27.62 ng
 RT: 3.61 min Scan# 131
 Delta R.T. -0.01 min
 Lab File: BG021131.D
 Acq: 28 Feb 2016 1:34

Tgt Ion	Resp	Lower	Upper
88	100		
58	74.7	55.9	83.9
43	32.9	22.5	33.7

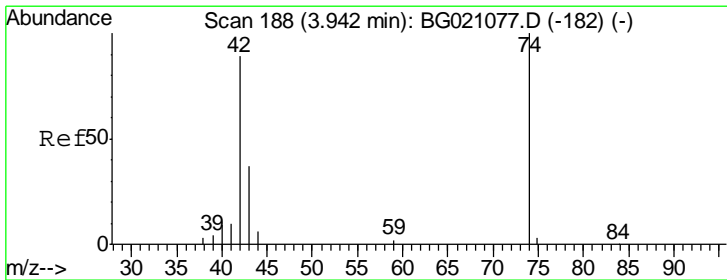
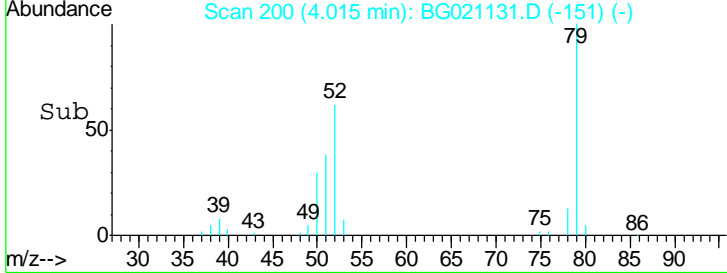
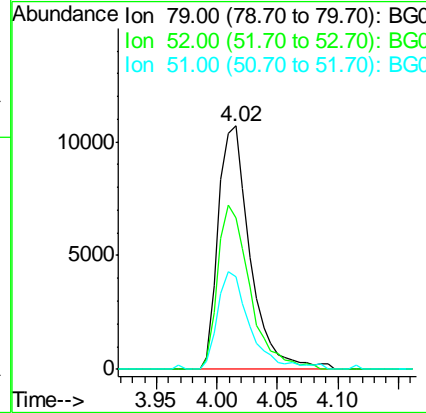
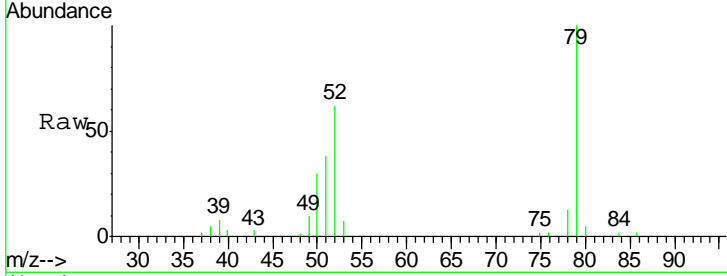




#3
 Pyridine
 Concen: 32.60 ng
 RT: 4.02 min Scan# 200
 Delta R.T. -0.01 min
 Lab File: BG021131.D
 Acq: 28 Feb 2016 1:34

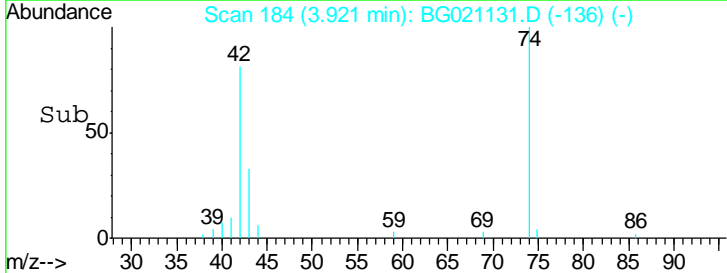
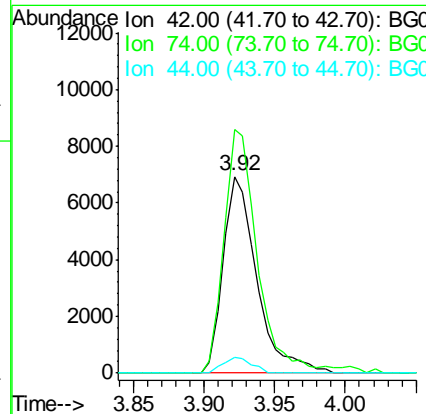
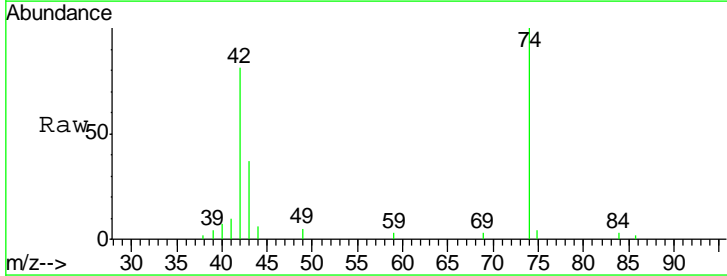
Instrument :
 BNA_G
 ClientSampled :
 PB88551BS

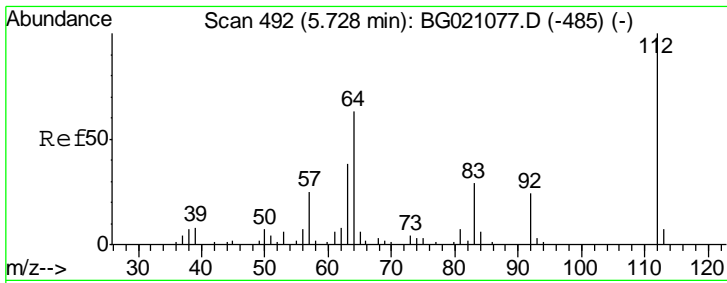
Tgt Ion	Resp	Lower	Upper
79	19569		
52	62.1	53.2	79.8
51	38.0	26.1	39.1



#4
 n-Nitrosodimethylamine
 Concen: 37.85 ng
 RT: 3.92 min Scan# 184
 Delta R.T. -0.02 min
 Lab File: BG021131.D
 Acq: 28 Feb 2016 1:34

Tgt Ion	Resp	Lower	Upper
42	11521		
74	124.0	102.3	153.5
44	7.9	4.8	7.2#

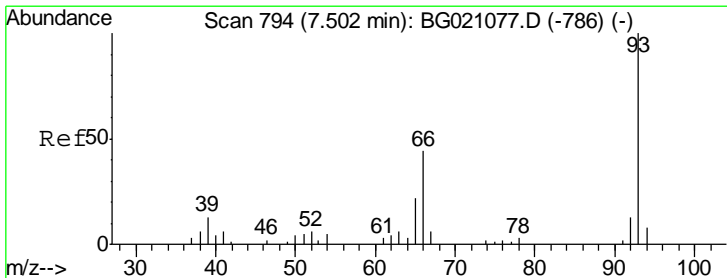
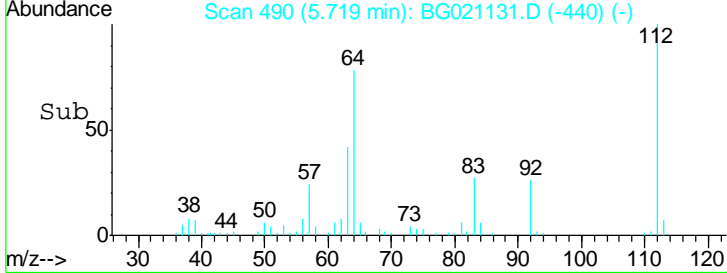
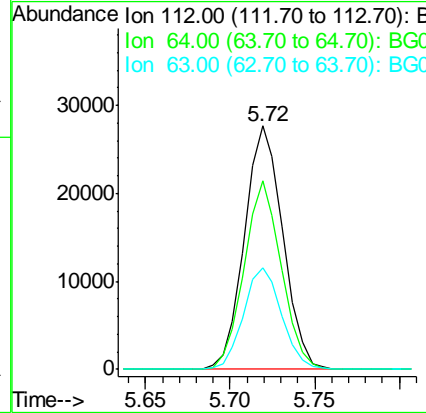
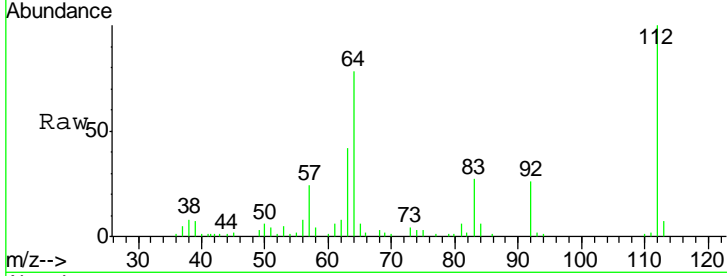




#5
 2-Fluorophenol
 Concen: 98.34 ng
 RT: 5.72 min Scan# 490
 Delta R.T. -0.01 min
 Lab File: BG021131.D
 Acq: 28 Feb 2016 1:34

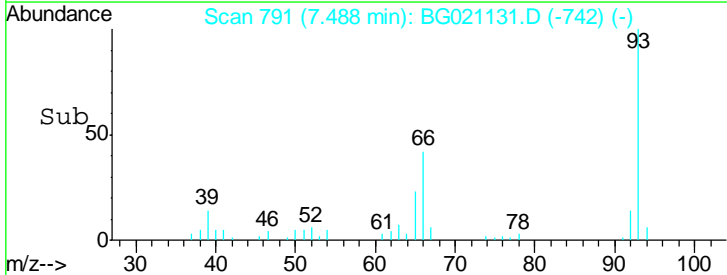
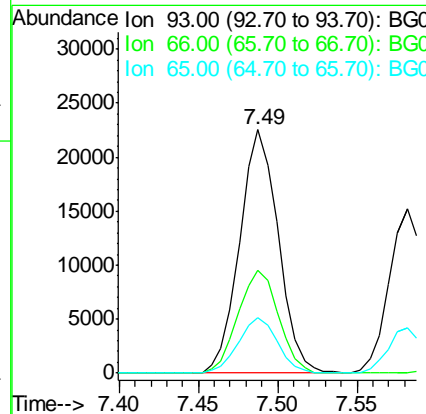
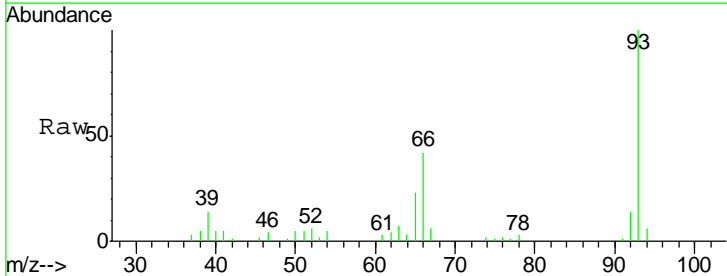
Instrument :
 BNA_G
 ClientSampled :
 PB88551BS

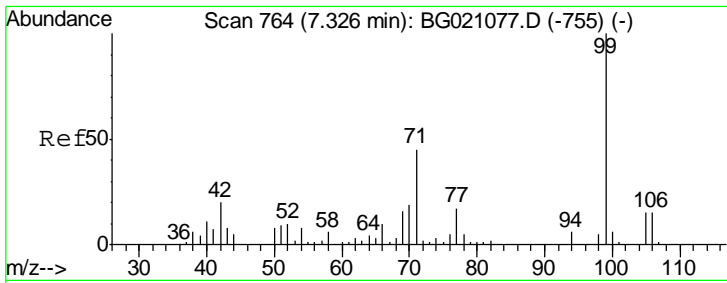
Tgt Ion	Resp	Lower	Upper
112	100		
64	77.6	42.6	63.8#
63	41.7	21.7	32.5#



#6
 Aniline
 Concen: 46.73 ng
 RT: 7.49 min Scan# 791
 Delta R.T. -0.01 min
 Lab File: BG021131.D
 Acq: 28 Feb 2016 1:34

Tgt Ion	Resp	Lower	Upper
93	100		
66	42.4	30.1	45.1
65	22.7	16.6	24.8

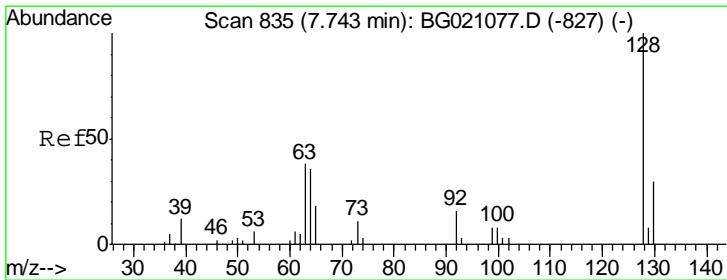
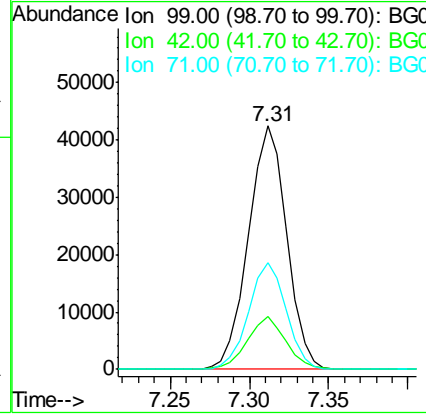
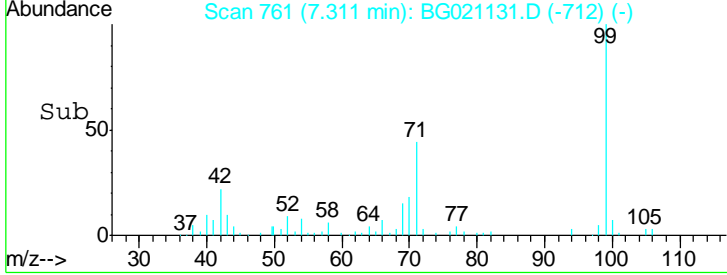
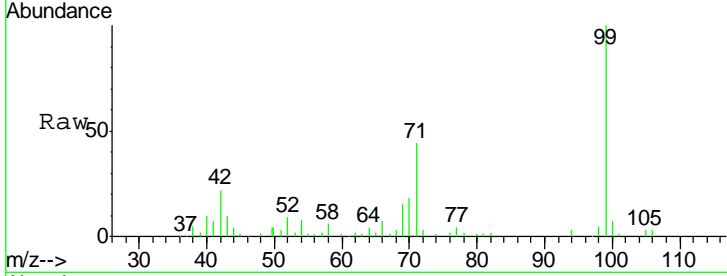




#7
 Phenol-d6
 Concen: 107.92 ng
 RT: 7.31 min Scan# 761
 Delta R.T. -0.01 min
 Lab File: BG021131.D
 Acq: 28 Feb 2016 1:34

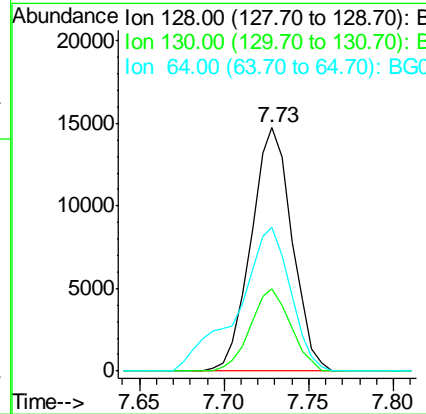
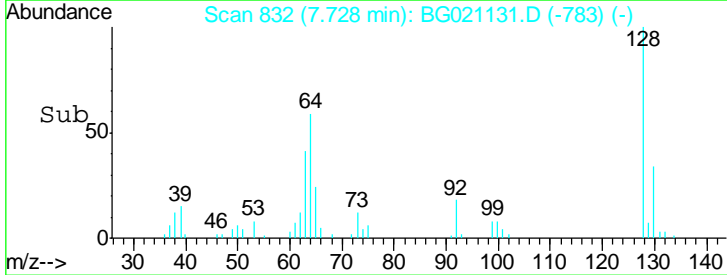
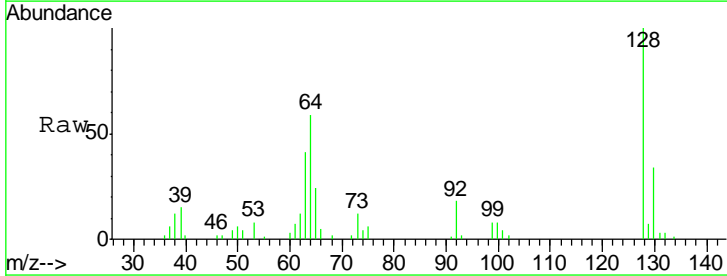
Instrument :
 BNA_G
 ClientSampled :
 PB88551BS

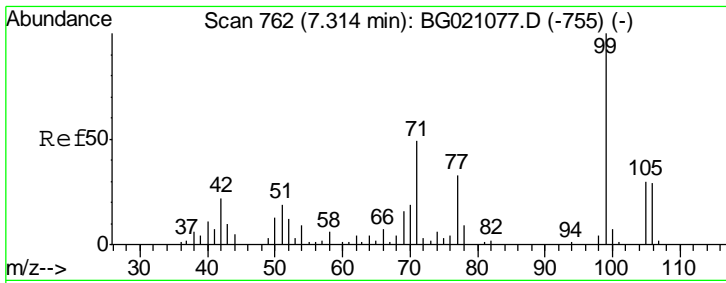
Tgt Ion	Resp	Lower	Upper
99	71179		
42	21.9	13.2	19.8#
71	44.0	25.2	37.8#



#8
 2-Chlorophenol
 Concen: 44.85 ng
 RT: 7.73 min Scan# 832
 Delta R.T. -0.01 min
 Lab File: BG021131.D
 Acq: 28 Feb 2016 1:34

Tgt Ion	Resp	Lower	Upper
128	24793		
130	34.0	11.9	51.9
64	59.3	25.8	65.8

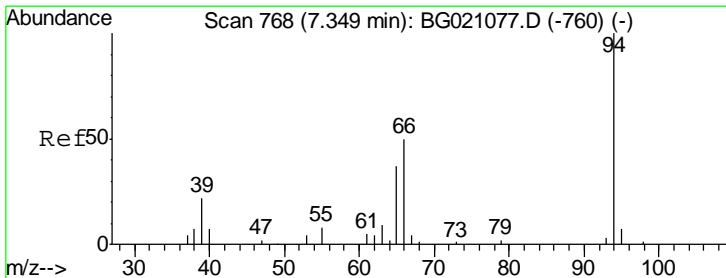
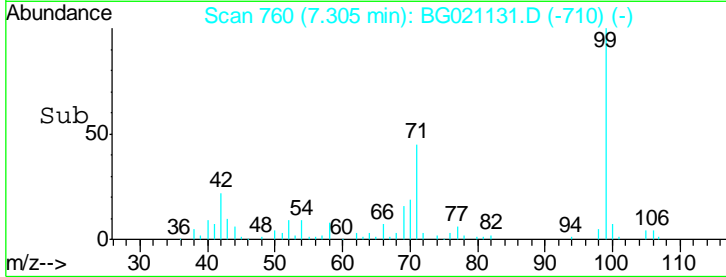
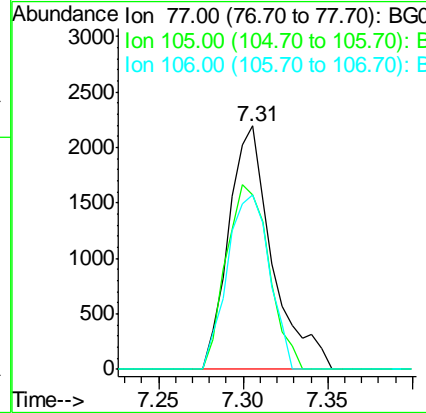
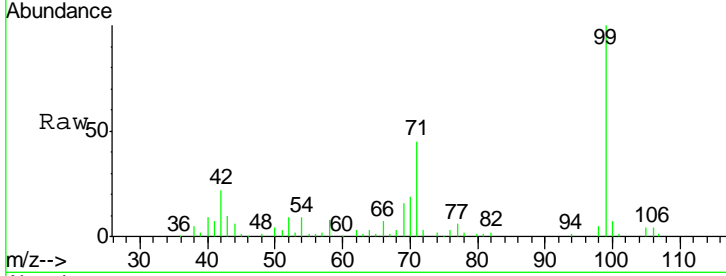




#9
Benzaldehyde
Concen: 11.01 ng
RT: 7.31 min Scan# 760
Delta R.T. -0.01 min
Lab File: BG021131.D
Acq: 28 Feb 2016 1:34

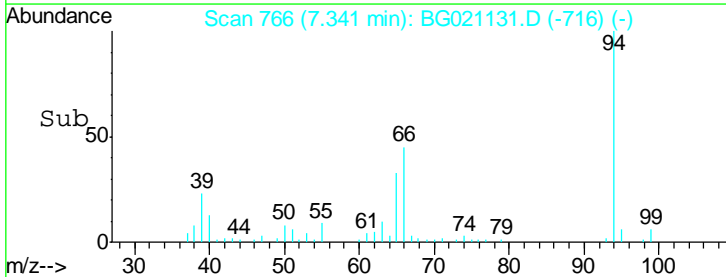
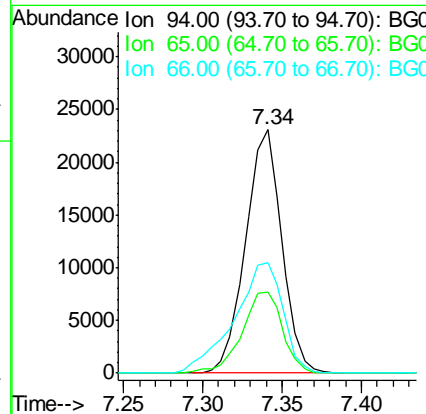
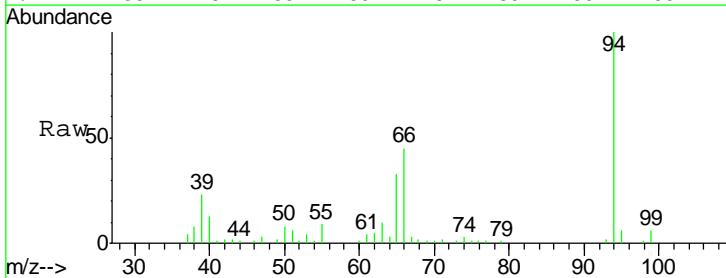
Instrument :
BNA_G
ClientSampleId :
PB88551BS

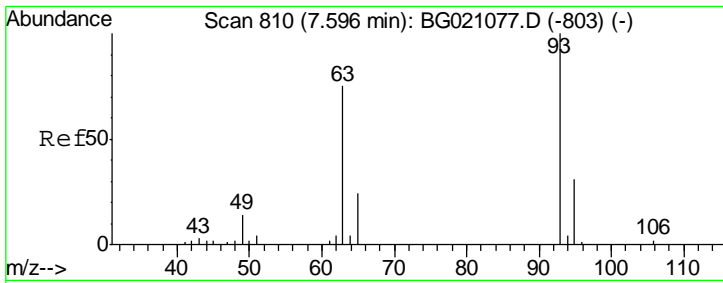
Tgt Ion	Resp	Lower	Upper
77	100		
105	71.6	77.4	117.4#
106	71.7	72.8	112.8#



#10
Phenol
Concen: 54.23 ng
RT: 7.34 min Scan# 766
Delta R.T. -0.01 min
Lab File: BG021131.D
Acq: 28 Feb 2016 1:34

Tgt Ion	Resp	Lower	Upper
94	100		
65	33.3	7.2	47.2
66	45.4	15.4	55.4

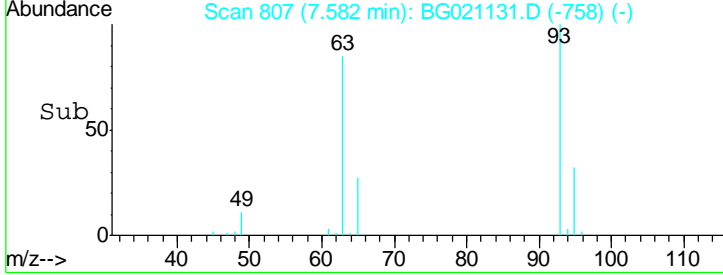
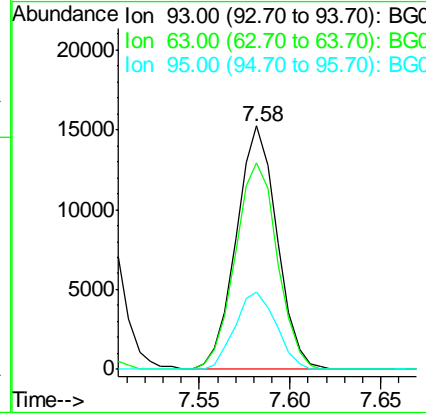
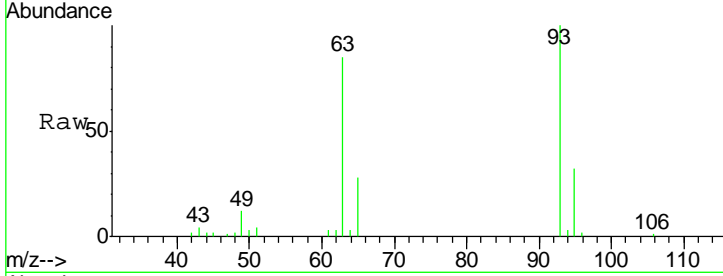




#11
 bis(2-Chloroethyl)ether
 Concen: 45.99 ng
 RT: 7.58 min Scan# 807
 Delta R.T. -0.01 min
 Lab File: BG021131.D
 Acq: 28 Feb 2016 1:34

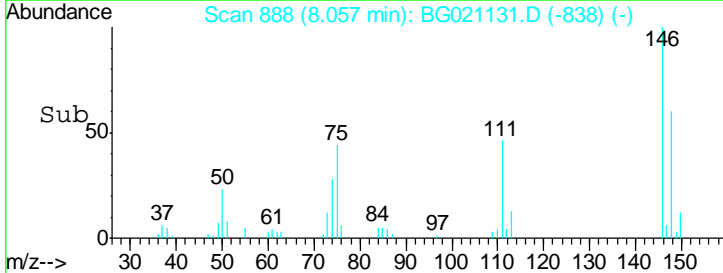
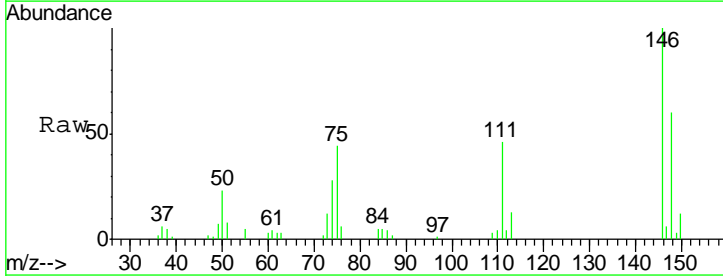
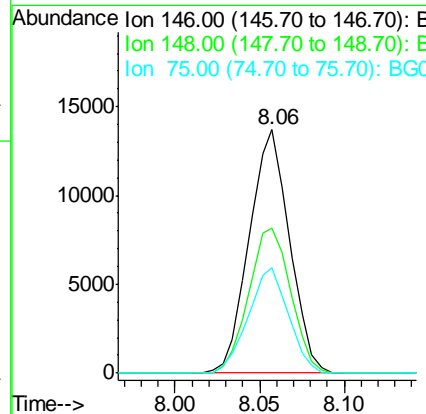
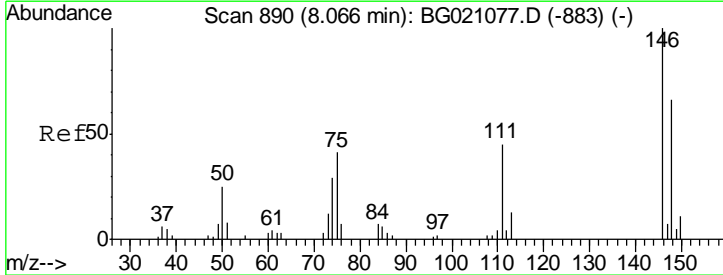
Instrument :
 BNA_G
ClientSampled :
 PB88551BS

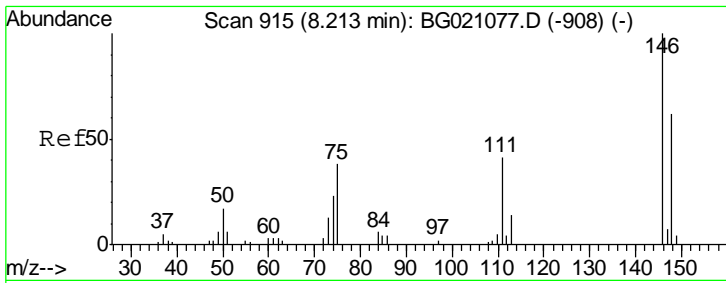
Tgt Ion	Resp	Lower	Upper
93	23820		
93	100		
63	84.8	60.5	100.5
95	31.8	14.6	54.6



#12
 1,3-Dichlorobenzene
 Concen: 38.57 ng
 RT: 8.06 min Scan# 888
 Delta R.T. -0.01 min
 Lab File: BG021131.D
 Acq: 28 Feb 2016 1:34

Tgt Ion	Resp	Lower	Upper
146	22696		
146	100		
148	59.6	52.6	78.8
75	43.5	24.0	36.0#

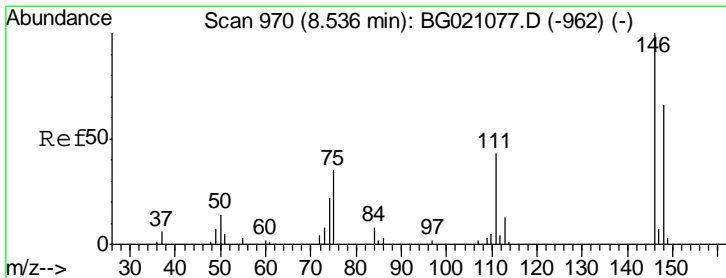
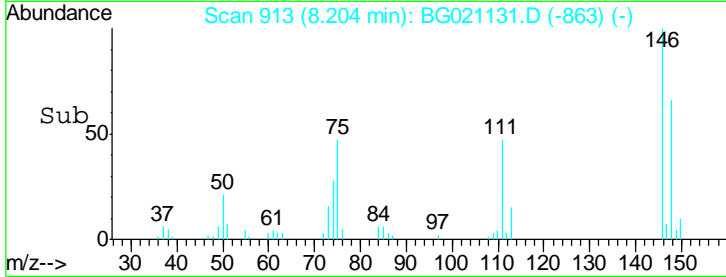
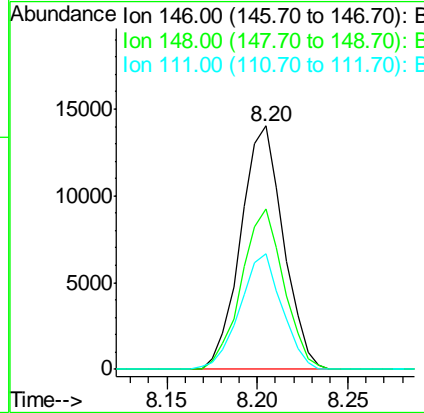
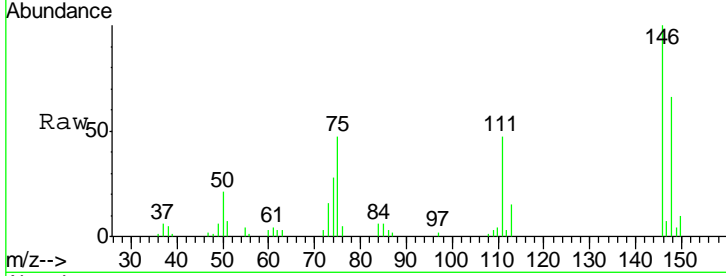




#13
 1,4-Dichlorobenzene
 Concen: 36.43 ng
 RT: 8.20 min Scan# 913
 Delta R.T. -0.01 min
 Lab File: BG021131.D
 Acq: 28 Feb 2016 1:34

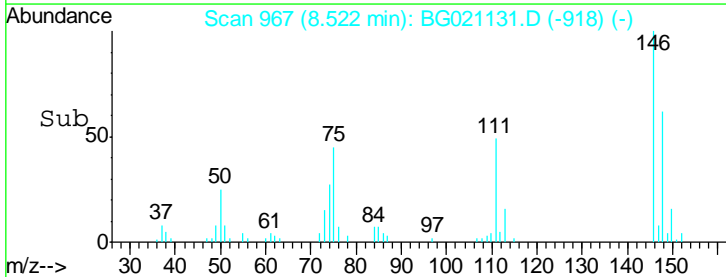
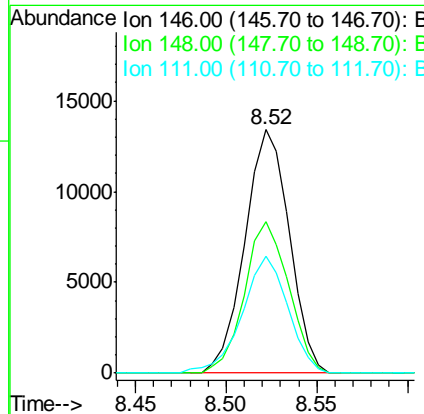
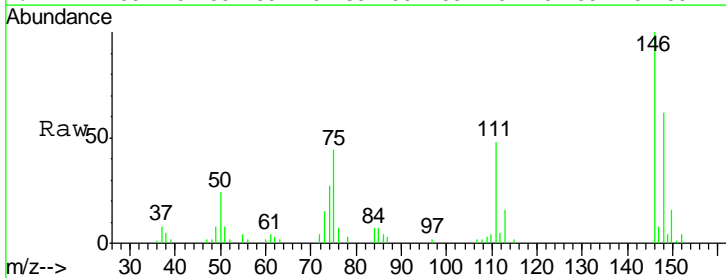
Instrument :
 BNA_G
ClientSampled :
 PB88551BS

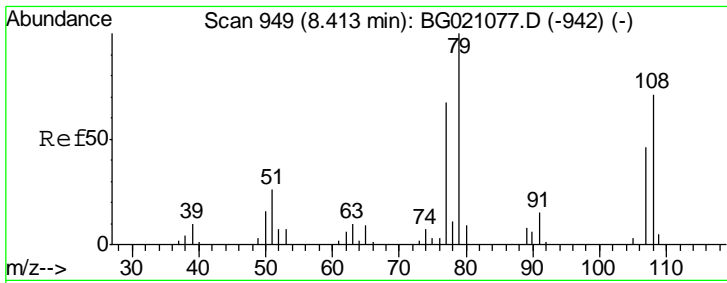
Tgt Ion	Resp	Lower	Upper
146	100		
148	66.0	50.2	75.4
111	47.4	31.9	47.9



#14
 1,2-Dichlorobenzene
 Concen: 38.39 ng
 RT: 8.52 min Scan# 967
 Delta R.T. -0.01 min
 Lab File: BG021131.D
 Acq: 28 Feb 2016 1:34

Tgt Ion	Resp	Lower	Upper
146	100		
148	62.2	50.5	75.7
111	48.0	35.4	53.2

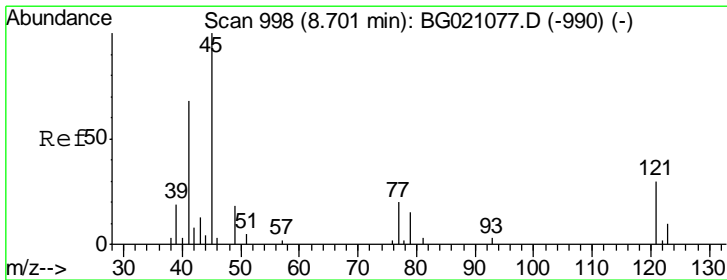
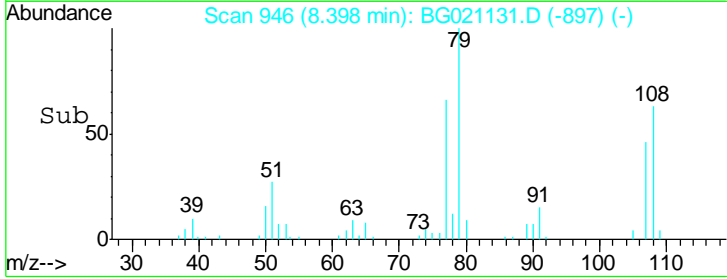
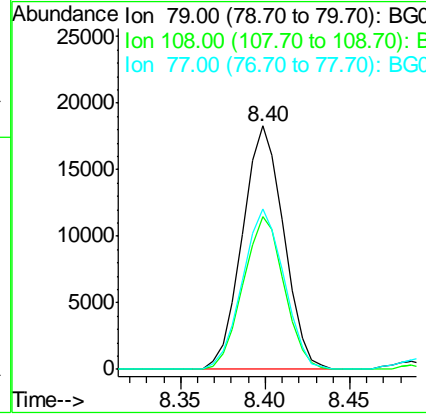
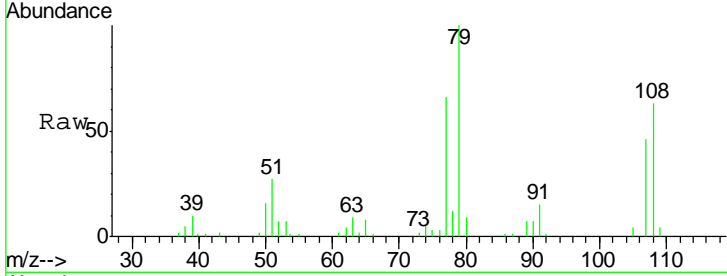




#15
 Benzyl Alcohol
 Concen: 53.93 ng
 RT: 8.40 min Scan# 946
 Delta R.T. -0.01 min
 Lab File: BG021131.D
 Acq: 28 Feb 2016 1:34

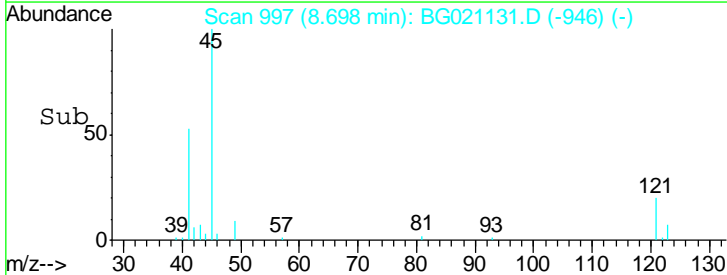
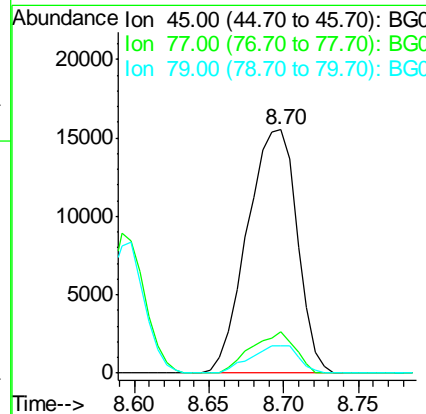
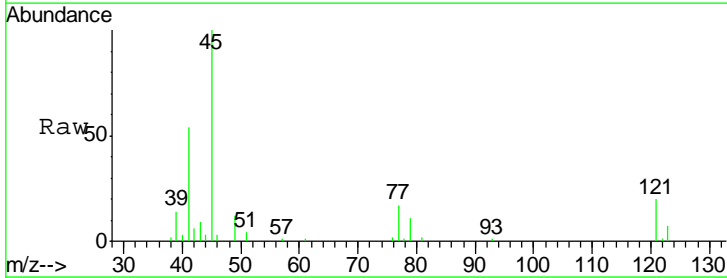
Instrument :
 BNA_G
 ClientSampled :
 PB88551BS

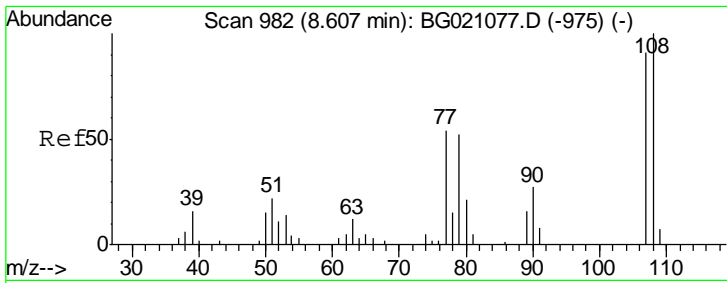
Tgt Ion	Resp	Lower	Upper
79	31072		
108	62.6	65.1	97.7#
77	66.0	53.8	80.8



#16
 2,2'-oxybis(1-Chloropropane)
 Concen: 60.46 ng
 RT: 8.70 min Scan# 997
 Delta R.T. -0.00 min
 Lab File: BG021131.D
 Acq: 28 Feb 2016 1:34

Tgt Ion	Resp	Lower	Upper
45	35902		
77	17.0	0.0	33.3
79	11.0	0.0	29.6

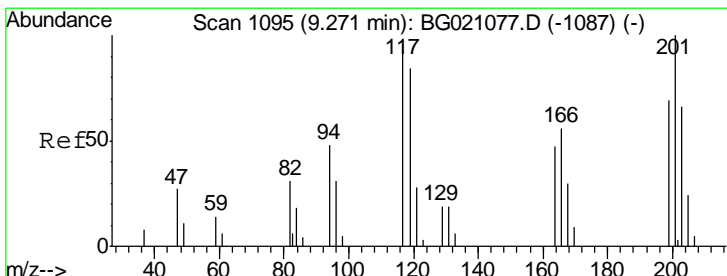
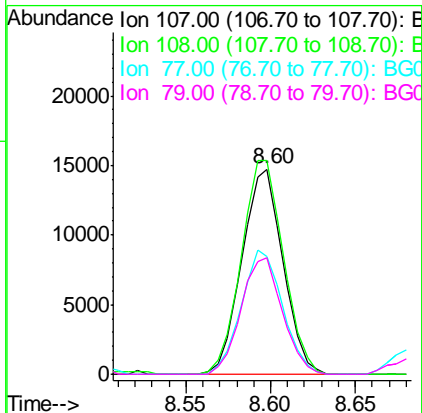
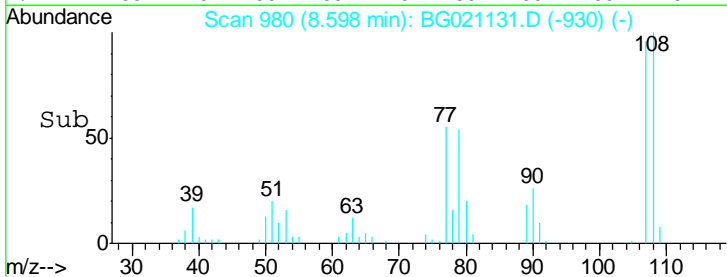
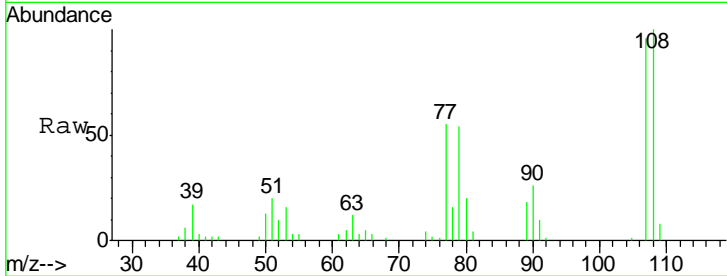




#17
 2-Methylphenol
 Concen: 52.14 ng
 RT: 8.60 min Scan# 980
 Delta R.T. -0.01 min
 Lab File: BG021131.D
 Acq: 28 Feb 2016 1:34

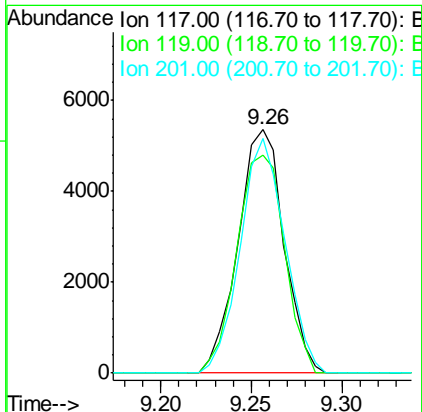
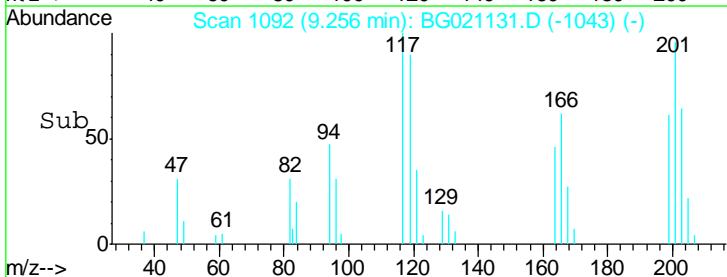
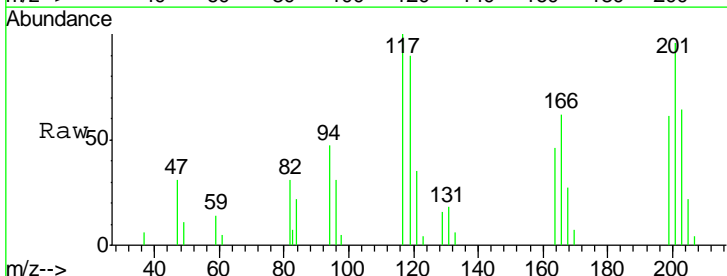
Instrument :
 BNA_G
 ClientSampleID :
 PB88551BS

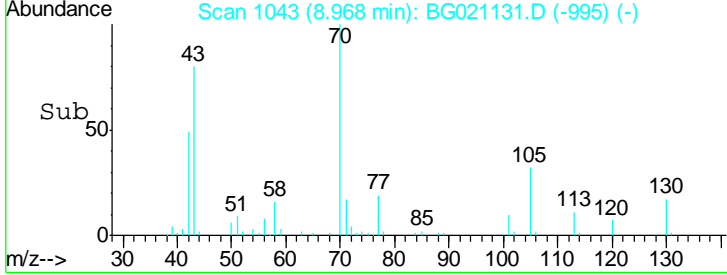
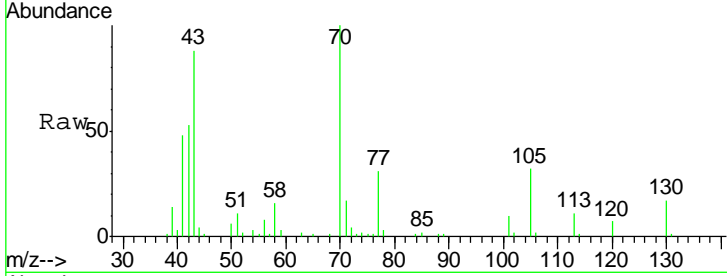
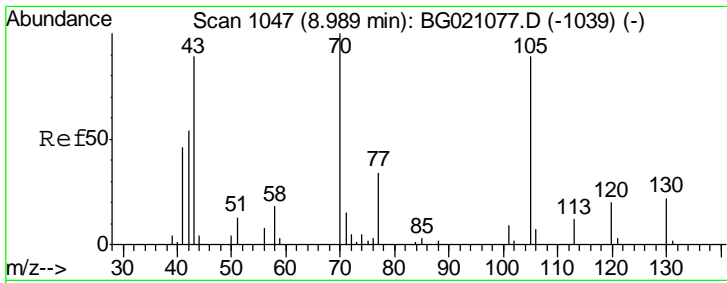
Tgt Ion	Resp	Lower	Upper
107	100		
108	103.8	88.8	133.2
77	57.0	38.0	57.0#
79	56.5	32.6	49.0#



#18
 Hexachloroethane
 Concen: 39.65 ng
 RT: 9.26 min Scan# 1092
 Delta R.T. -0.01 min
 Lab File: BG021131.D
 Acq: 28 Feb 2016 1:34

Tgt Ion	Resp	Lower	Upper
117	100		
119	89.7	74.5	111.7
201	96.5	68.2	102.4

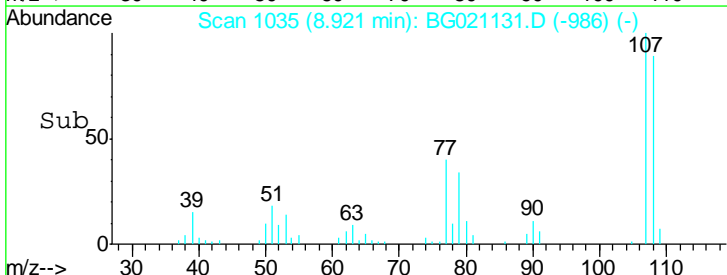
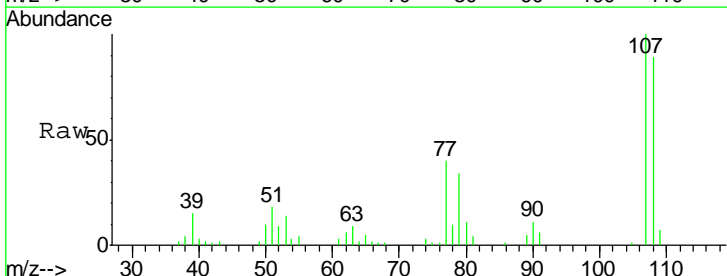
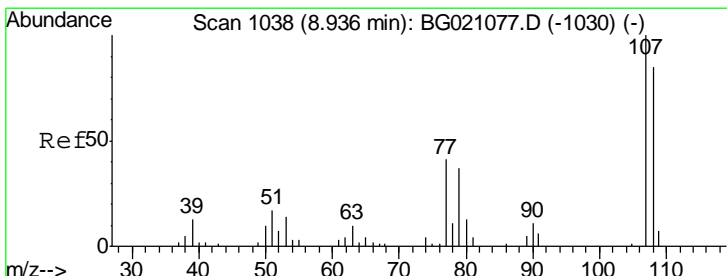
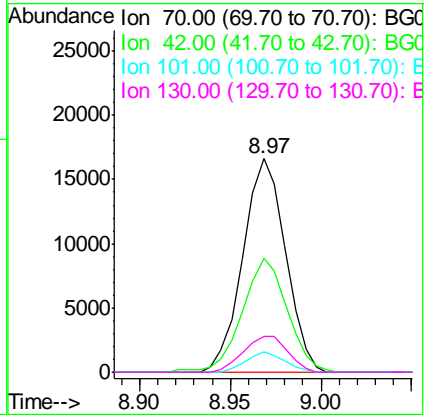




#19
 n-Nitroso-di-n-propylamine
 Concen: 53.32 ng
 RT: 8.97 min Scan# 1043
 Delta R.T. -0.02 min
 Lab File: BG021131.D
 Acq: 28 Feb 2016 1:34

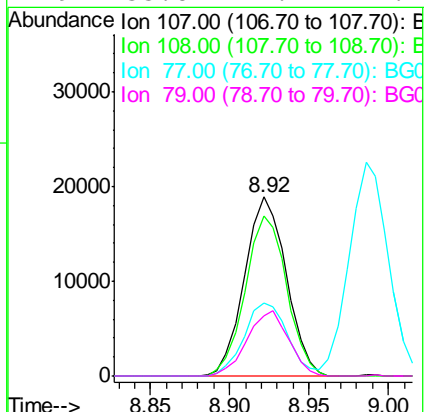
Instrument :
 BNA_G
 ClientSampleId :
 PB88551BS

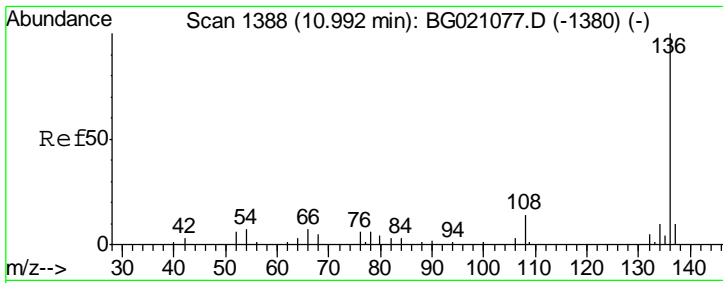
Tgt Ion	Resp	Lower	Upper
70	100		
42	53.3	48.8	73.2
101	9.6	8.5	12.7
130	17.0	15.4	23.2



#20
 3+4-Methylphenols
 Concen: 52.35 ng
 RT: 8.92 min Scan# 1035
 Delta R.T. -0.01 min
 Lab File: BG021131.D
 Acq: 28 Feb 2016 1:34

Tgt Ion	Resp	Lower	Upper
107	100		
108	89.1	67.6	107.6
77	40.5	14.4	54.4
79	33.8	7.7	47.7

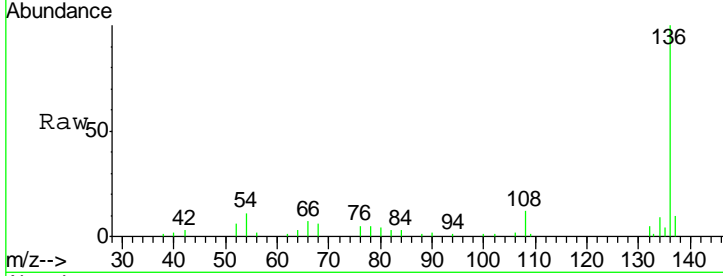




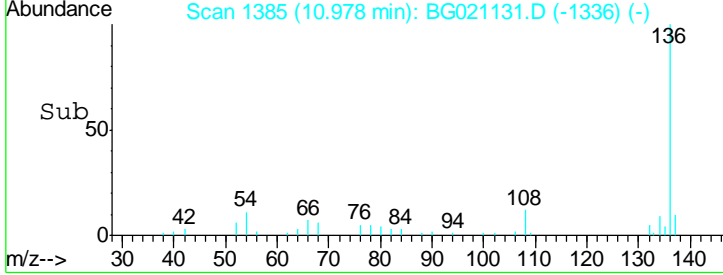
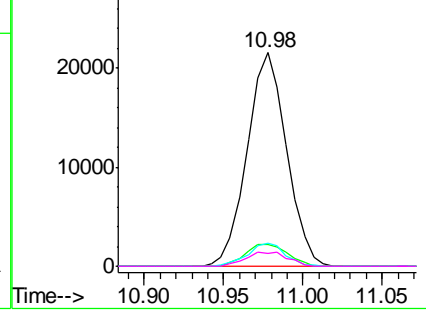
#21
 Naphthalene-d8
 Concen: 20.00 ng
 RT: 10.98 min Scan# 1385
 Delta R.T. -0.01 min
 Lab File: BG021131.D
 Acq: 28 Feb 2016 1:34

Instrument :
 BNA_G
ClientSampled :
 PB88551BS

Tgt Ion	Resp	Lower	Upper
136	100		
137	10.4	8.8	13.2
54	10.9	6.9	10.3#
68	5.8	5.8	8.6



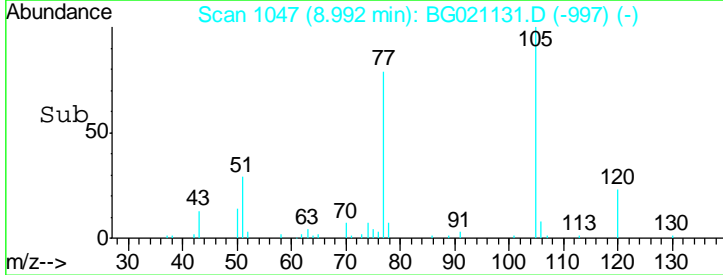
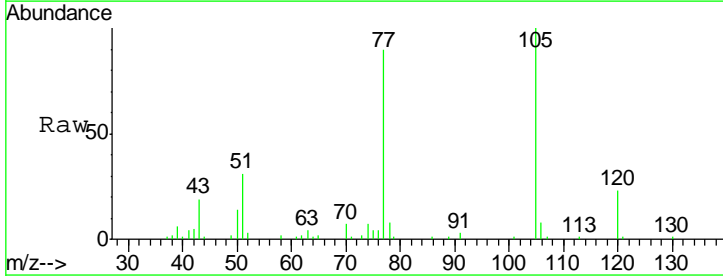
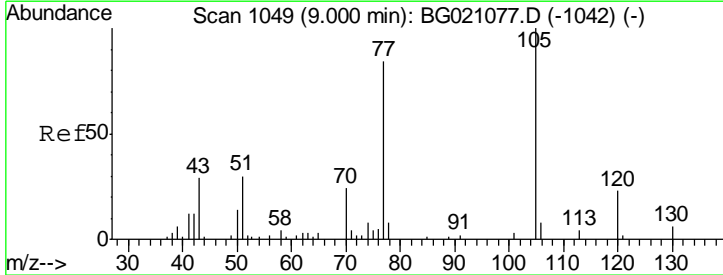
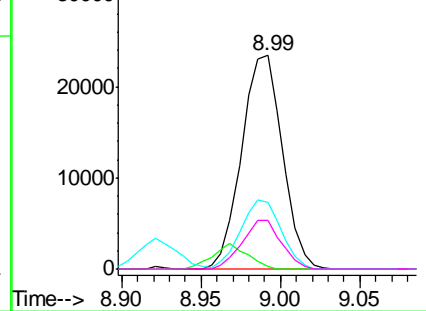
Abundance Ion 136.00 (135.70 to 136.70): E
 Ion 137.00 (136.70 to 137.70): E
 Ion 54.00 (53.70 to 54.70): BGC
 Ion 68.00 (67.70 to 68.70): BGC

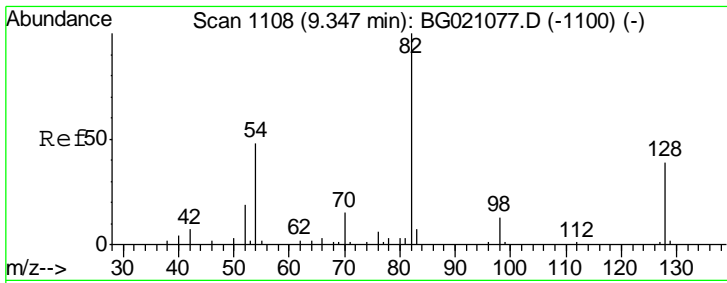


#22
 Acetophenone
 Concen: 40.67 ng
 RT: 8.99 min Scan# 1047
 Delta R.T. -0.01 min
 Lab File: BG021131.D
 Acq: 28 Feb 2016 1:34

Tgt Ion	Resp	Lower	Upper
105	100		
71	1.0	0.0	0.0#
51	31.1	21.4	32.2
120	22.6	18.0	27.0

Abundance Ion 105.00 (104.70 to 105.70): E
 Ion 71.00 (70.70 to 71.70): BGC
 Ion 51.00 (50.70 to 51.70): BGC
 Ion 120.00 (119.70 to 120.70): E

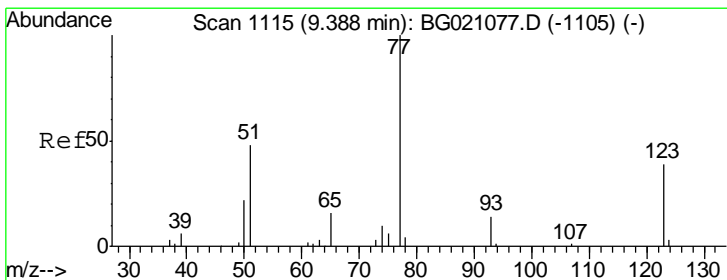
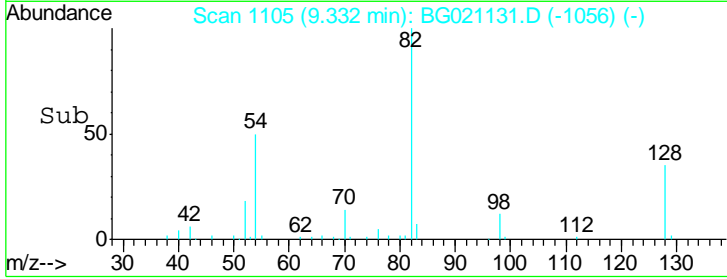
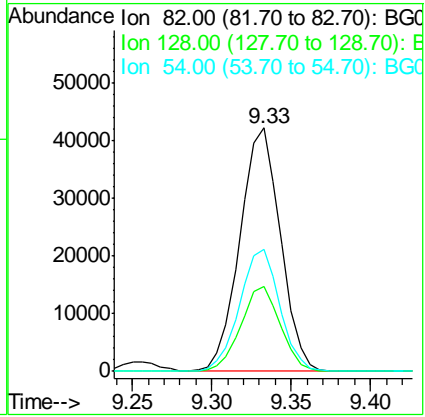
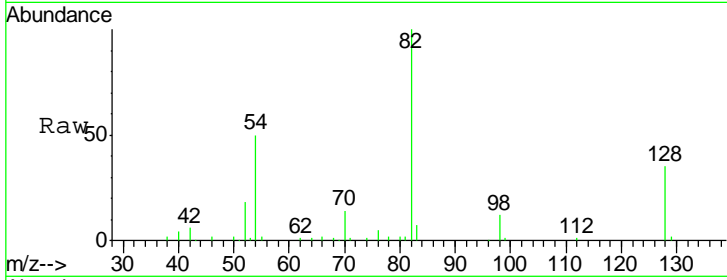




#23
 Nitrobenzene-d5
 Concen: 95.76 ng
 RT: 9.33 min Scan# 1105
 Delta R.T. -0.01 min
 Lab File: BG021131.D
 Acq: 28 Feb 2016 1:34

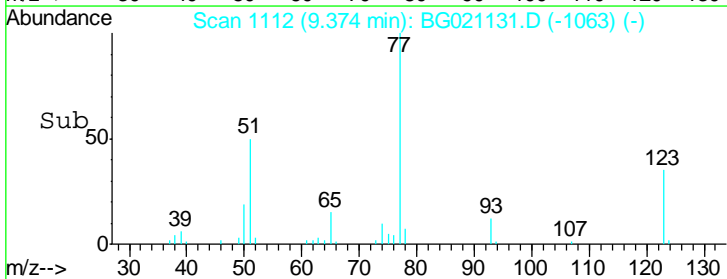
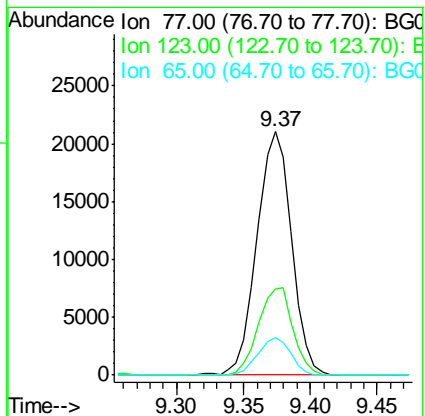
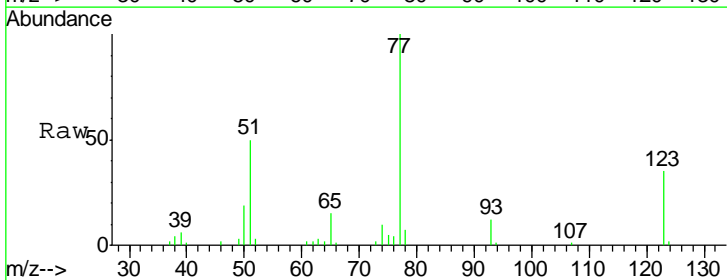
Instrument :
 BNA_G
ClientSampled :
 PB88551BS

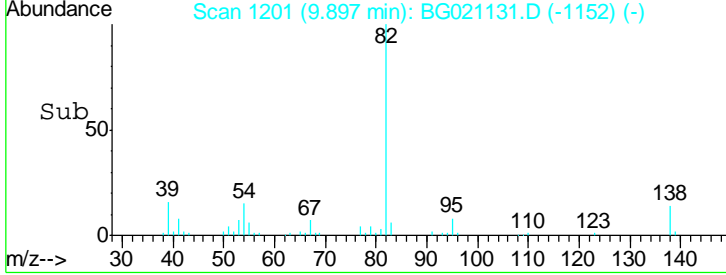
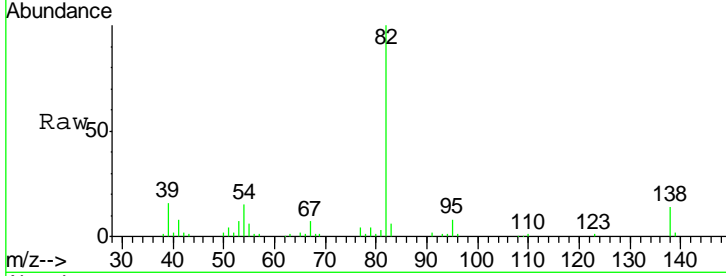
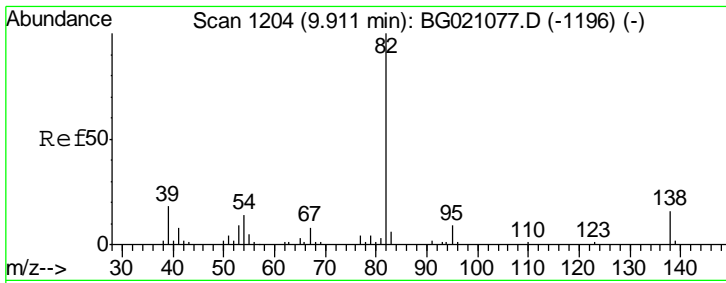
Tgt Ion	Resp	Lower	Upper
82	100		
128	34.7	36.3	54.5#
54	50.3	37.6	56.4



#24
 Nitrobenzene
 Concen: 46.74 ng
 RT: 9.37 min Scan# 1112
 Delta R.T. -0.01 min
 Lab File: BG021131.D
 Acq: 28 Feb 2016 1:34

Tgt Ion	Resp	Lower	Upper
77	100		
123	35.5	35.8	53.6#
65	15.3	10.6	16.0

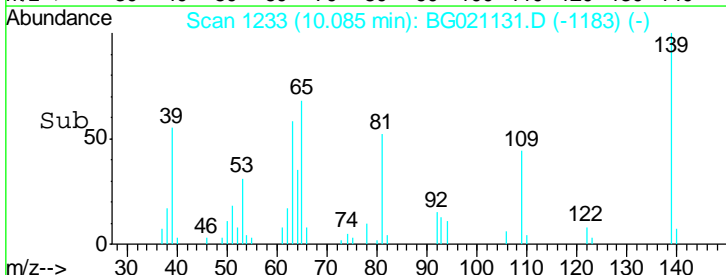
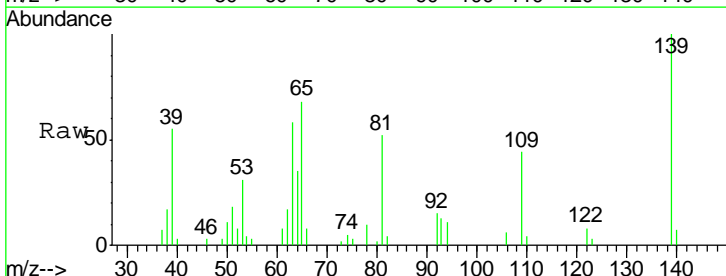
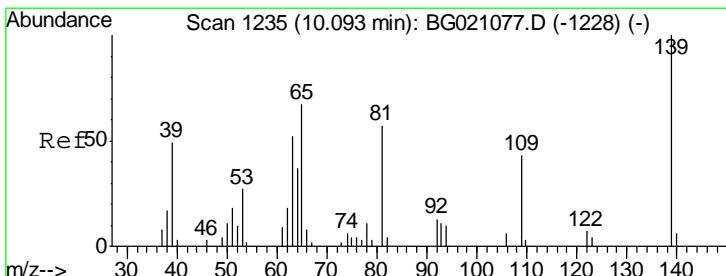
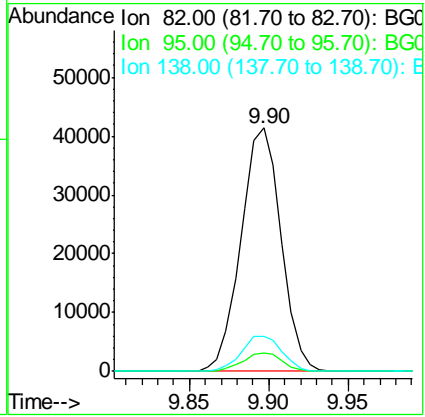




#25
 Isophorone
 Concen: 49.43 ng
 RT: 9.90 min Scan# 1201
 Delta R.T. -0.01 min
 Lab File: BG021131.D
 Acq: 28 Feb 2016 1:34

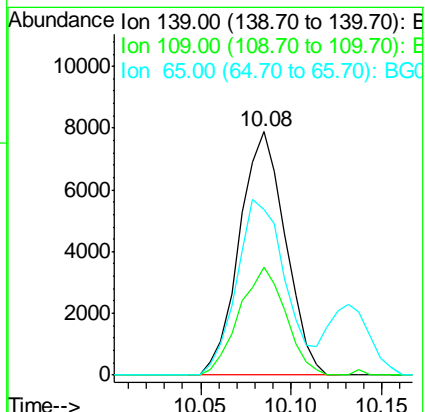
Instrument :
 BNA_G
 ClientSampled :
 PB88551BS

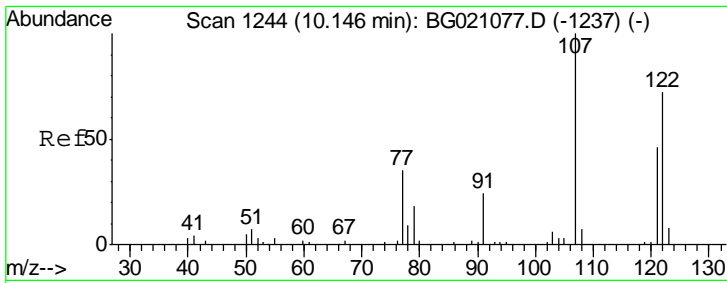
Tgt Ion	Resp	Lower	Upper
82	72410		
95	7.5	5.4	8.0
138	14.3	13.4	20.0



#26
 2-Nitrophenol
 Concen: 40.60 ng
 RT: 10.08 min Scan# 1233
 Delta R.T. -0.01 min
 Lab File: BG021131.D
 Acq: 28 Feb 2016 1:34

Tgt Ion	Resp	Lower	Upper
139	13862		
109	44.2	21.4	32.0#
65	68.0	37.8	56.8#

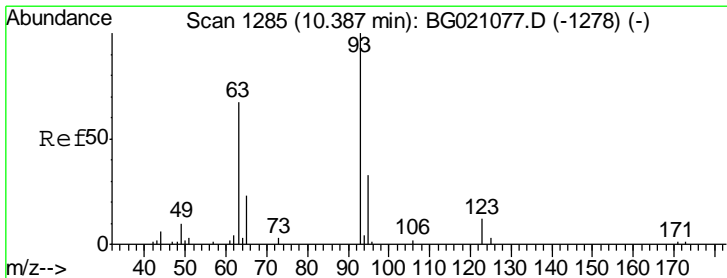
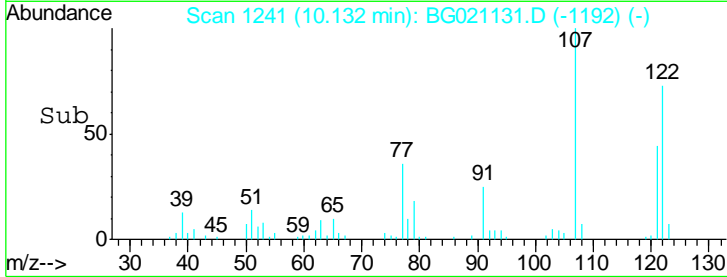
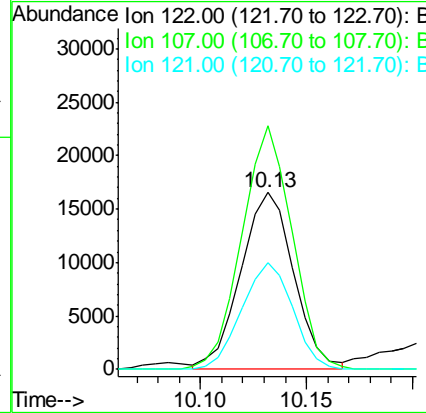
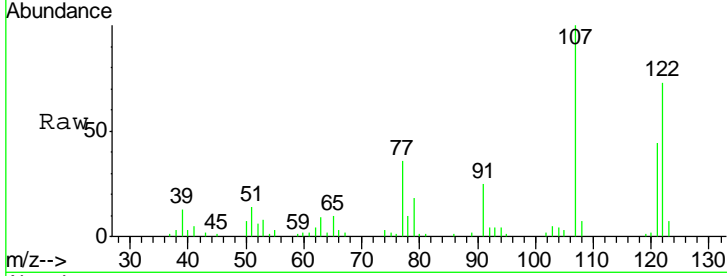




#27
 2,4-Dimethylphenol
 Concen: 47.73 ng
 RT: 10.13 min Scan# 1241
 Delta R.T. -0.01 min
 Lab File: BG021131.D
 Acq: 28 Feb 2016 1:34

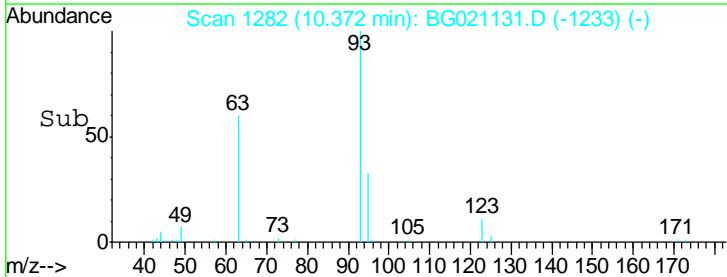
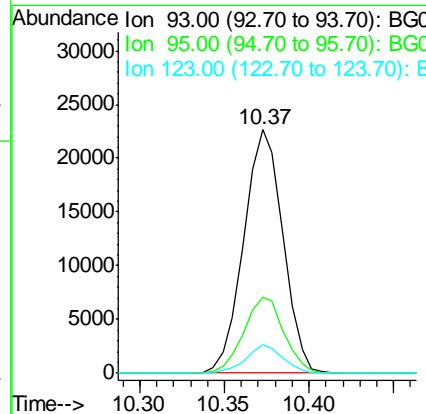
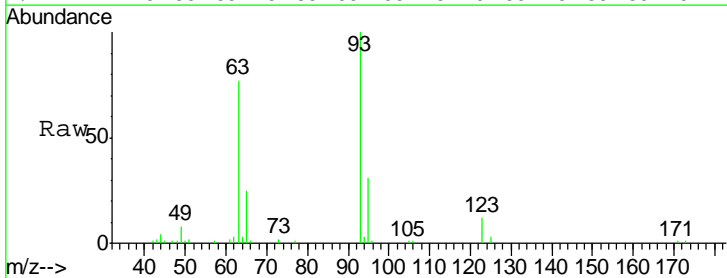
Instrument :
 BNA_G
 ClientSampled :
 PB88551BS

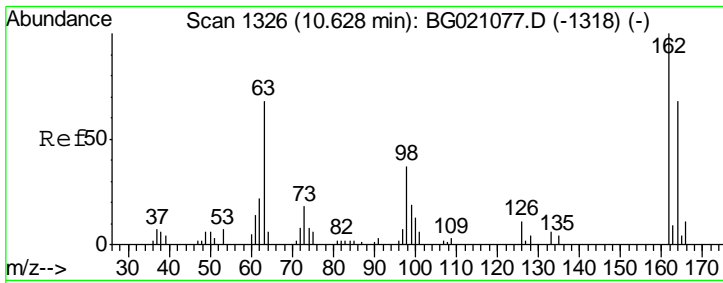
Tgt Ion	Resp	Lower	Upper
122	28738		
107	137.9	94.1	141.1
121	60.7	45.9	68.9



#28
 bis(2-Chloroethoxy)methane
 Concen: 51.31 ng
 RT: 10.37 min Scan# 1282
 Delta R.T. -0.01 min
 Lab File: BG021131.D
 Acq: 28 Feb 2016 1:34

Tgt Ion	Resp	Lower	Upper
93	36629		
95	31.0	24.2	36.2
123	11.7	9.0	13.6

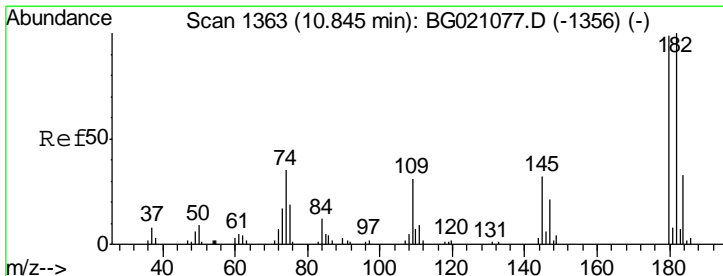
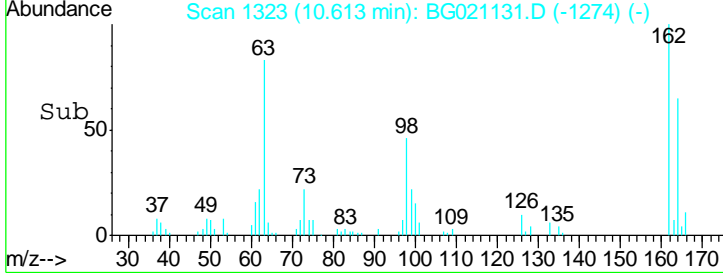
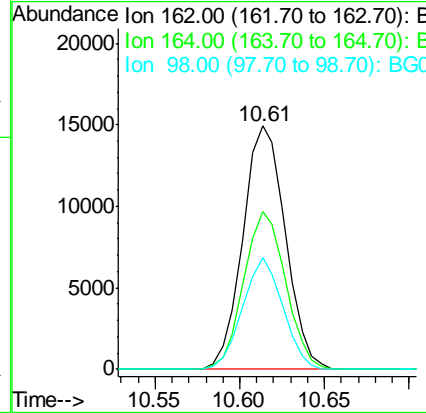
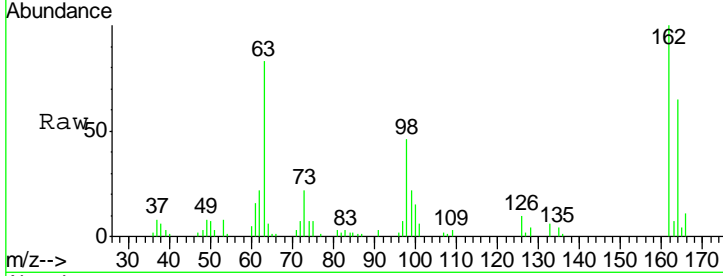




#29
 2,4-Dichlorophenol
 Concen: 44.29 ng
 RT: 10.61 min Scan# 1323
 Delta R.T. -0.01 min
 Lab File: BG021131.D
 Acq: 28 Feb 2016 1:34

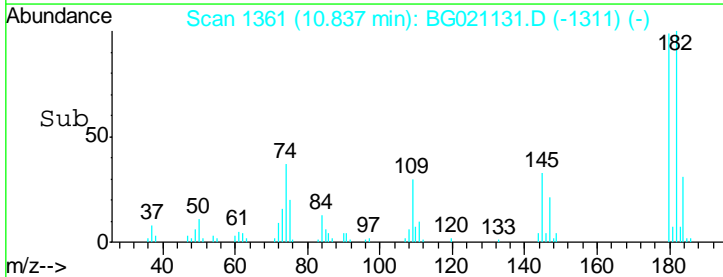
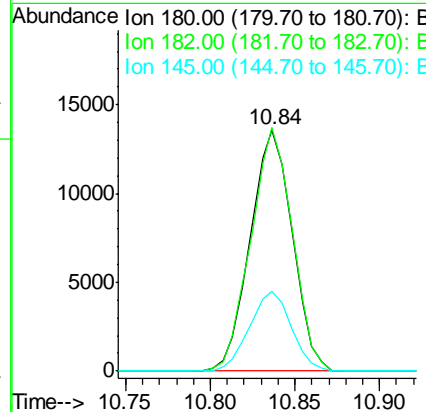
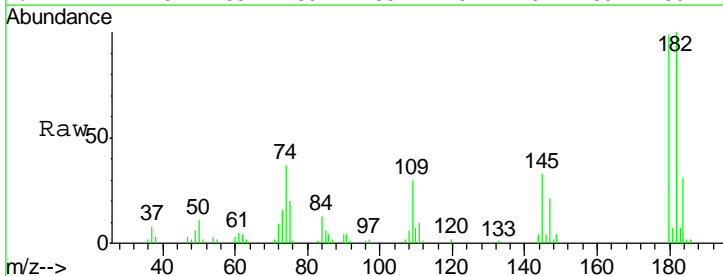
Instrument :
 BNA_G
 ClientSampled :
 PB88551BS

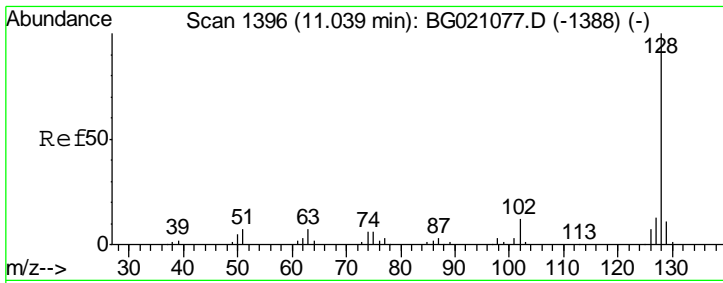
Tgt Ion	Resp	Lower	Upper
162	26109		
164	65.0	43.7	83.7
98	45.7	18.3	58.3



#30
 1,2,4-Trichlorobenzene
 Concen: 35.17 ng
 RT: 10.84 min Scan# 1361
 Delta R.T. -0.01 min
 Lab File: BG021131.D
 Acq: 28 Feb 2016 1:34

Tgt Ion	Resp	Lower	Upper
180	23498		
182	100.9	77.4	116.0
145	33.2	25.7	38.5

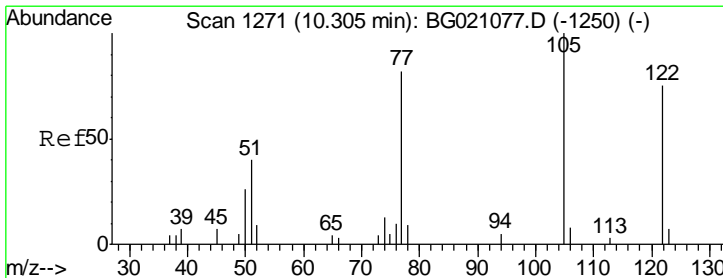
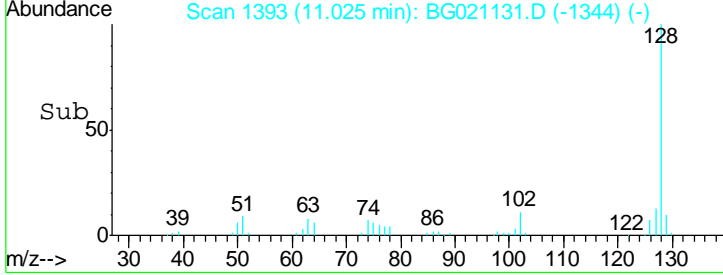
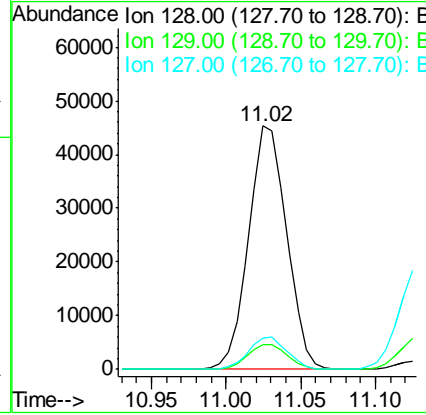
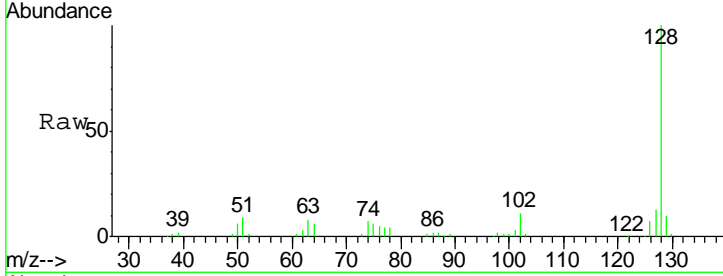




#31
 Naphthalene
 Concen: 41.71 ng
 RT: 11.02 min Scan# 1393
 Delta R.T. -0.01 min
 Lab File: BG021131.D
 Acq: 28 Feb 2016 1:34

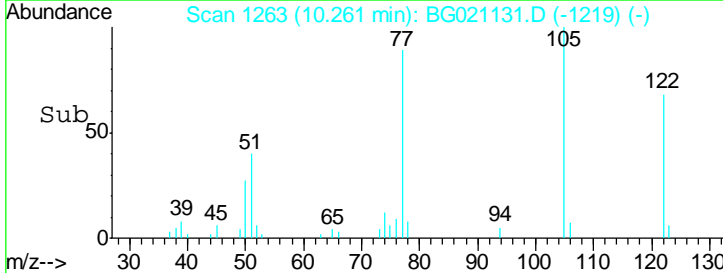
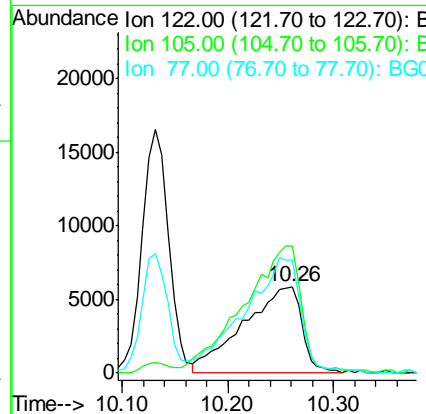
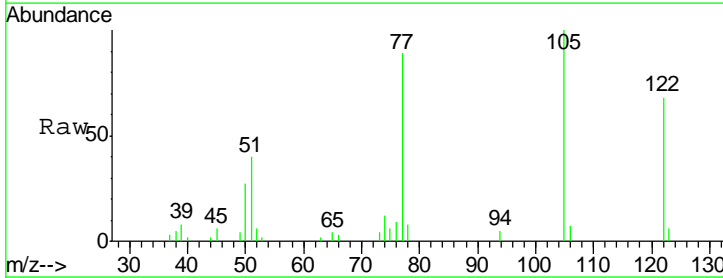
Instrument :
 BNA_G
 ClientSampled :
 PB88551BS

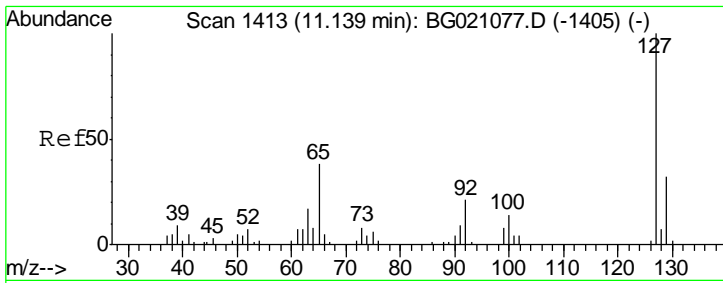
Tgt Ion	Resp	Lower	Upper
128	100		
129	10.2	9.4	14.2
127	12.9	10.8	16.2



#32
 Benzoic acid
 Concen: 40.73 ng
 RT: 10.26 min Scan# 1263
 Delta R.T. -0.04 min
 Lab File: BG021131.D
 Acq: 28 Feb 2016 1:34

Tgt Ion	Resp	Lower	Upper
122	100		
105	147.3	98.7	138.7#
77	131.2	84.5	124.5#

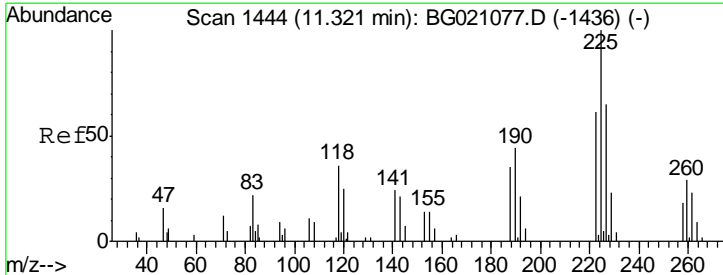
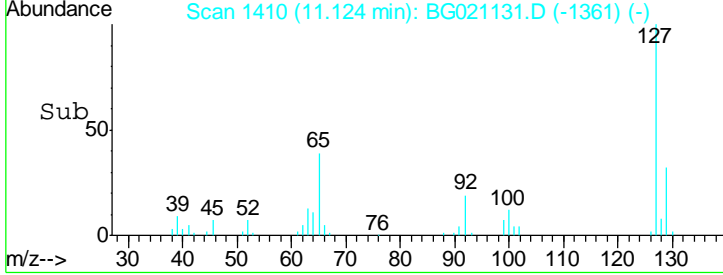
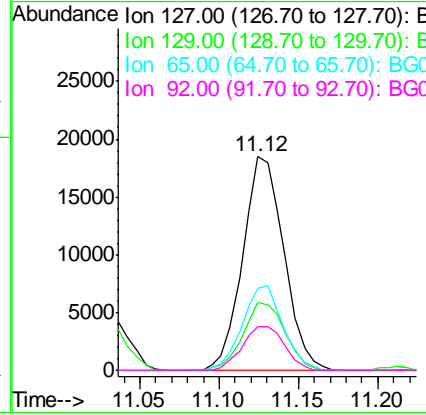
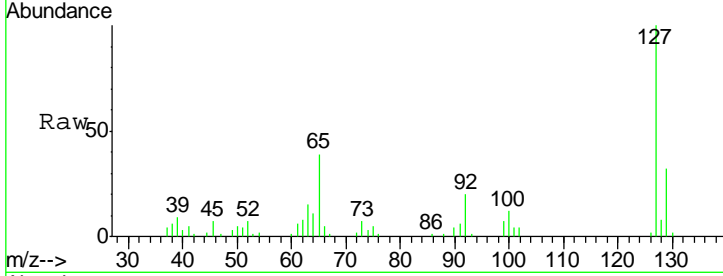




#33
 4-Chloroaniline
 Concen: 41.55 ng
 RT: 11.12 min Scan# 1410
 Delta R.T. -0.01 min
 Lab File: BG021131.D
 Acq: 28 Feb 2016 1:34

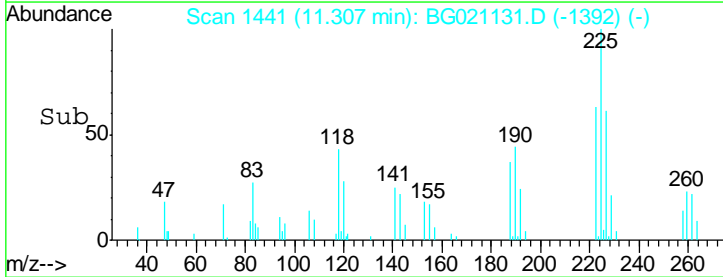
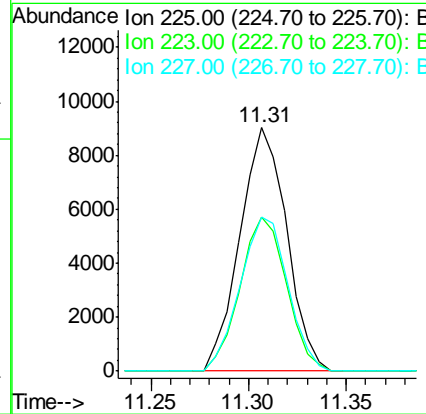
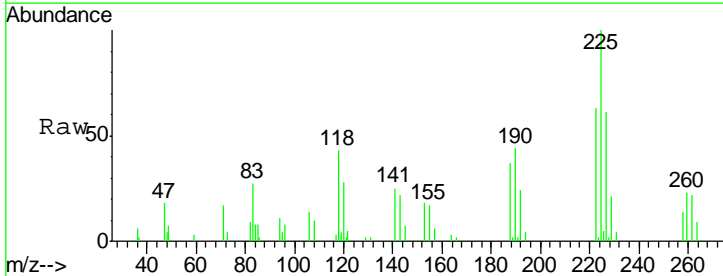
Instrument :
 BNA_G
 ClientSampleID :
 PB88551BS

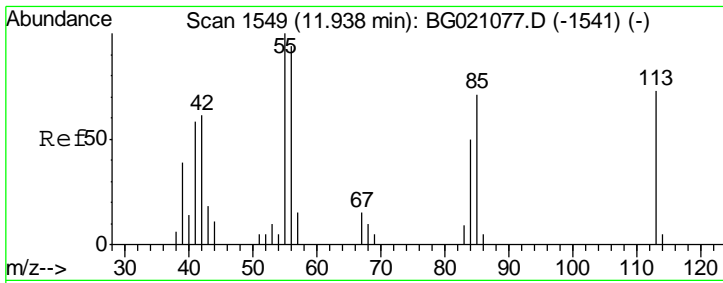
Tgt Ion	Resp	Lower	Upper
127	100		
129	31.7	26.2	39.2
65	38.5	22.9	34.3#
92	20.4	15.0	22.6



#34
 Hexachlorobutadiene
 Concen: 33.49 ng
 RT: 11.31 min Scan# 1441
 Delta R.T. -0.01 min
 Lab File: BG021131.D
 Acq: 28 Feb 2016 1:34

Tgt Ion	Resp	Lower	Upper
225	100		
223	63.1	54.6	82.0
227	60.6	54.6	81.8



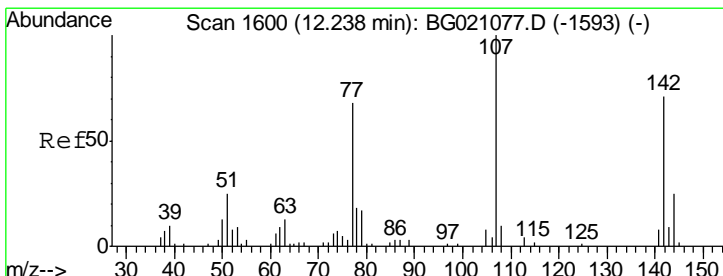
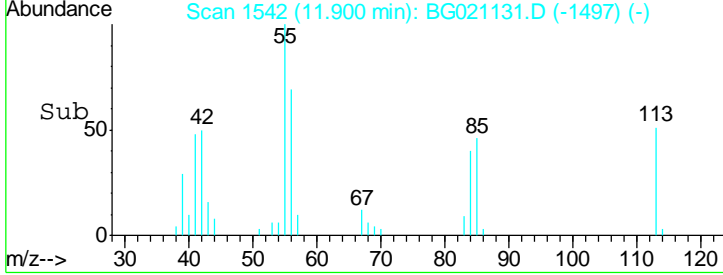
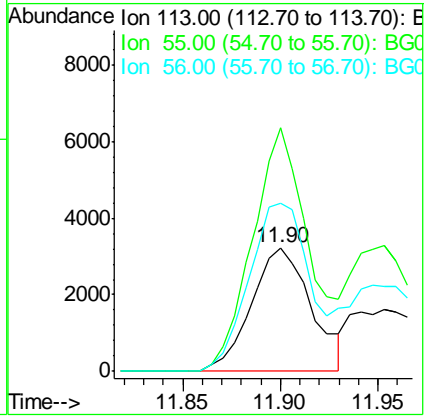
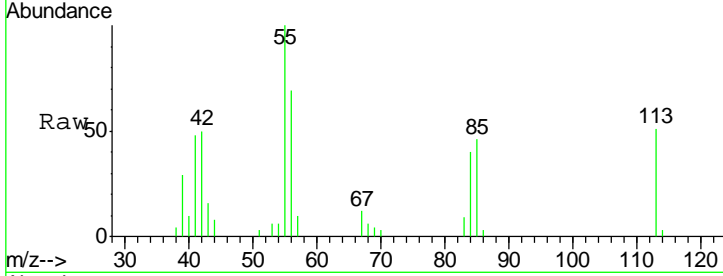


#35
 Caprolactam
 Concen: 34.40 ng
 RT: 11.90 min Scan# 1542
 Delta R.T. -0.04 min
 Lab File: BG021131.D
 Acq: 28 Feb 2016 1:34

Instrument :
 BNA_G
 ClientSampled :
 PB88551BS

Tgt Ion: 113 Resp: 6851

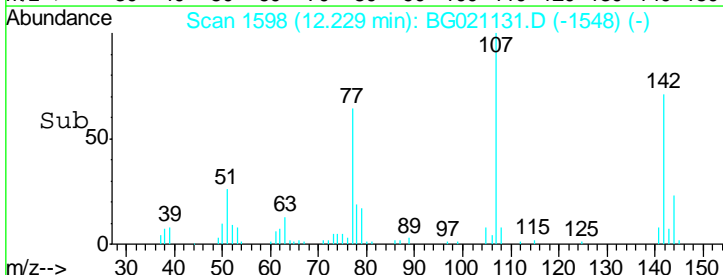
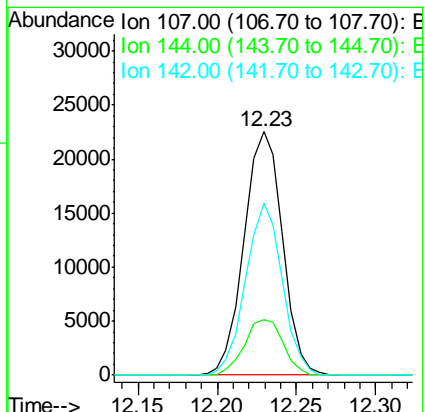
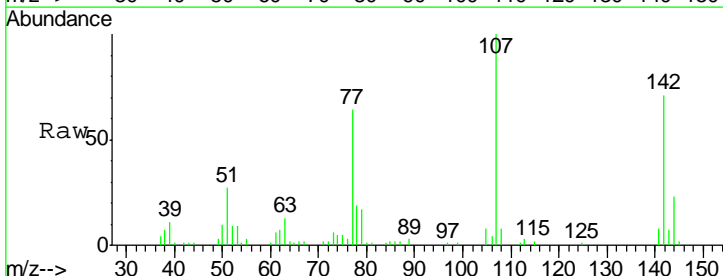
Ion	Ratio	Lower	Upper
113	100		
55	196.7	155.2	195.2#
56	135.4	94.0	134.0#

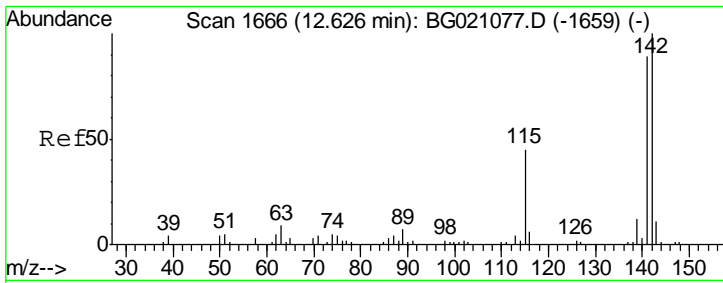


#36
 4-Chloro-3-methylphenol
 Concen: 52.52 ng
 RT: 12.23 min Scan# 1598
 Delta R.T. -0.01 min
 Lab File: BG021131.D
 Acq: 28 Feb 2016 1:34

Tgt Ion: 107 Resp: 37951

Ion	Ratio	Lower	Upper
107	100		
144	22.8	21.8	32.8
142	70.5	65.6	98.4

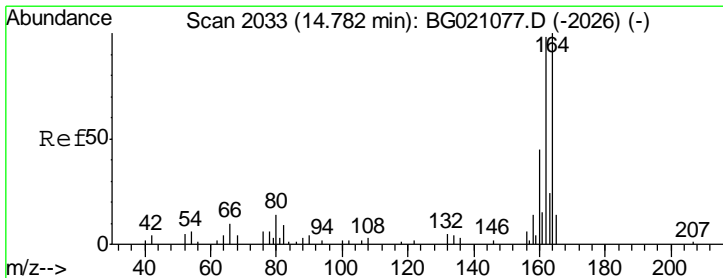
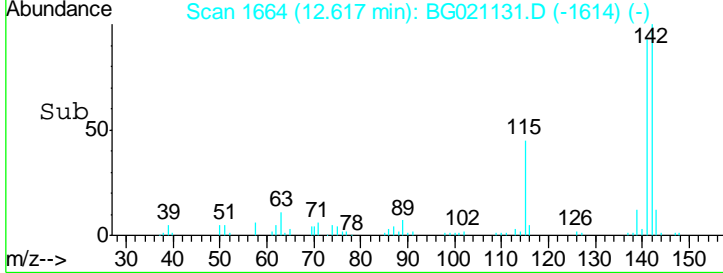
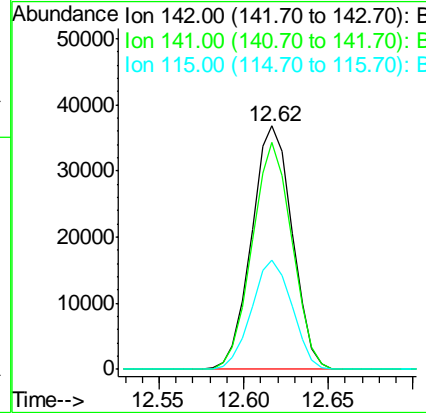
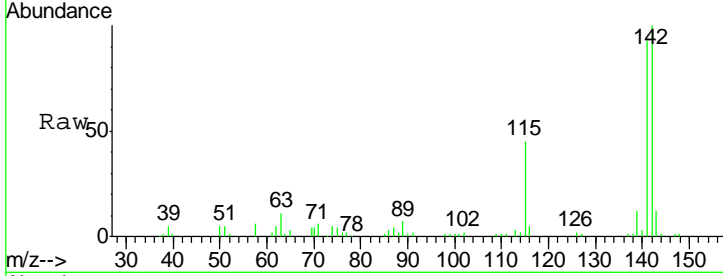




#37
 2-Methylnaphthalene
 Concen: 45.77 ng
 RT: 12.62 min Scan# 1664
 Delta R.T. -0.01 min
 Lab File: BG021131.D
 Acq: 28 Feb 2016 1:34

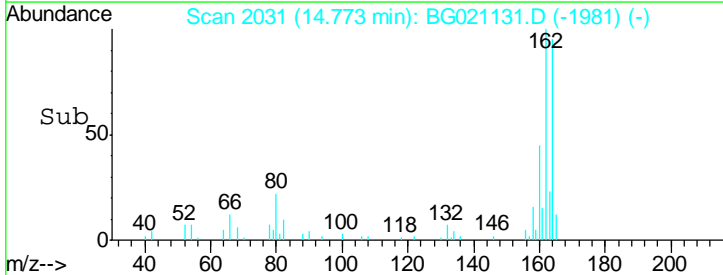
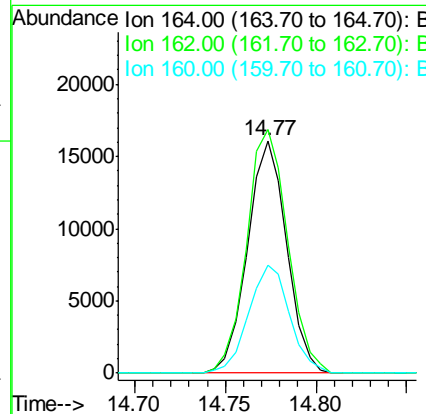
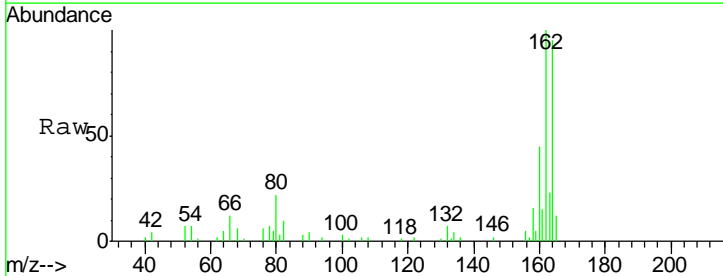
Instrument :
 BNA_G
 ClientSampled :
 PB88551BS

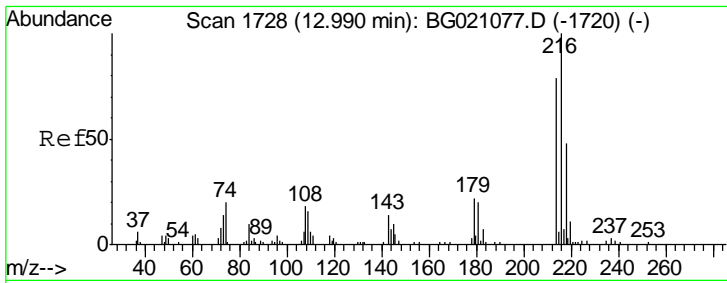
Tgt Ion	Resp	Lower	Upper
142	61485		
141	93.2	71.7	107.5
115	45.0	26.2	39.4



#38
 Acenaphthene-d10
 Concen: 20.00 ng
 RT: 14.77 min Scan# 2031
 Delta R.T. -0.01 min
 Lab File: BG021131.D
 Acq: 28 Feb 2016 1:34

Tgt Ion	Resp	Lower	Upper
164	24131		
162	104.8	80.6	120.8
160	46.6	36.5	54.7

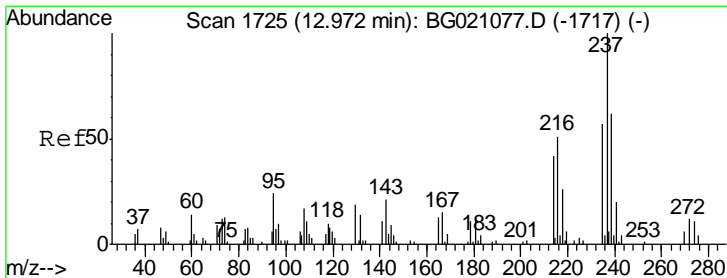
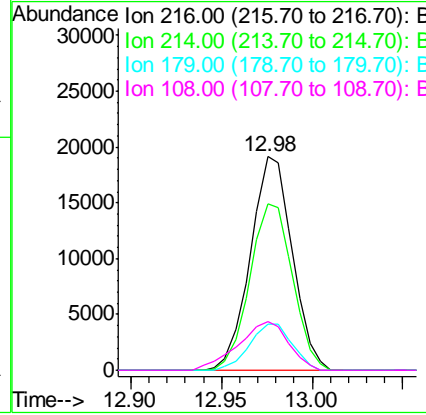
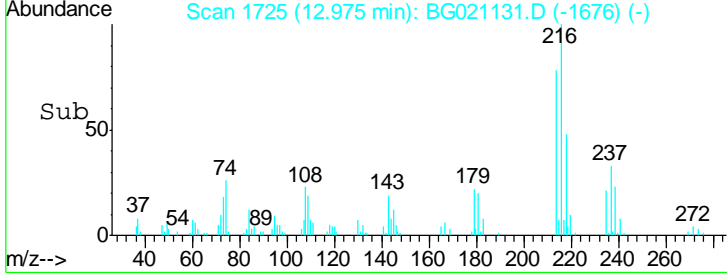
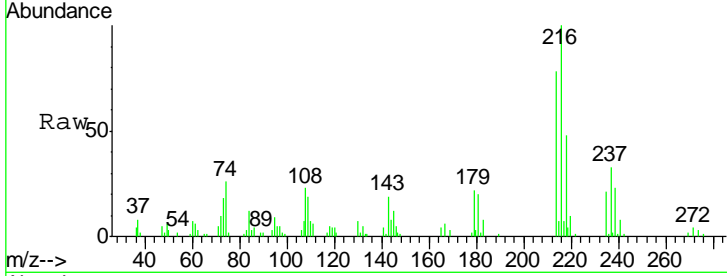




#39
 1,2,4,5-Tetrachlorobenzene
 Concen: 34.42 ng
 RT: 12.98 min Scan# 1725
 Delta R.T. -0.01 min
 Lab File: BG021131.D
 Acq: 28 Feb 2016 1:34

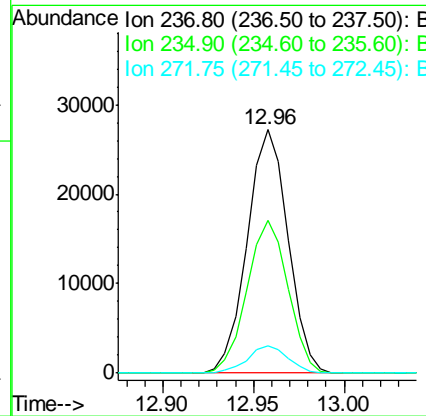
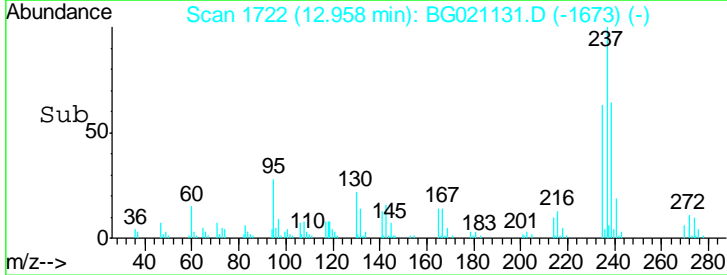
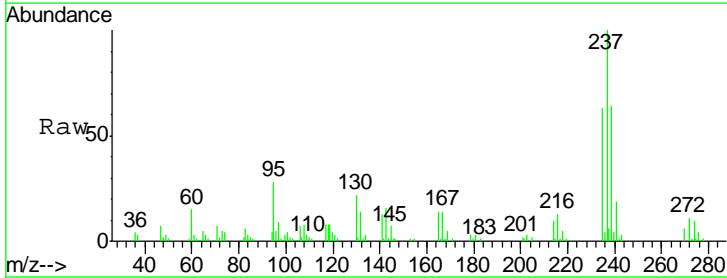
Instrument :
 BNA_G
 ClientSampleId :
 PB88551BS

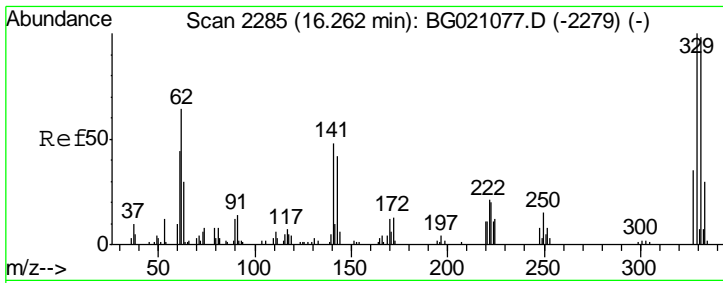
Tgt Ion	Resp	Lower	Upper
216	30697		
214	79.5	63.5	95.3
179	22.0	17.4	26.0
108	27.3	16.8	25.2



#40
 Hexachlorocyclopentadiene
 Concen: 72.36 ng
 RT: 12.96 min Scan# 1722
 Delta R.T. -0.01 min
 Lab File: BG021131.D
 Acq: 28 Feb 2016 1:34

Tgt Ion	Resp	Lower	Upper
237	42430		
235	62.6	42.9	82.9
272	11.1	0.0	32.3

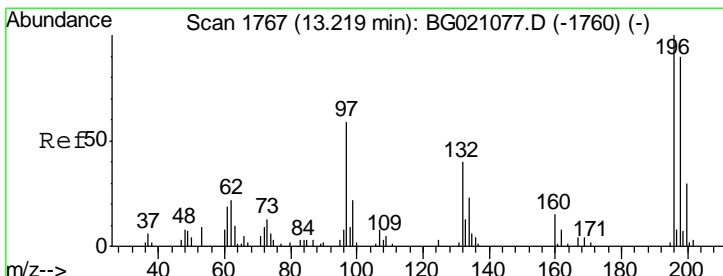
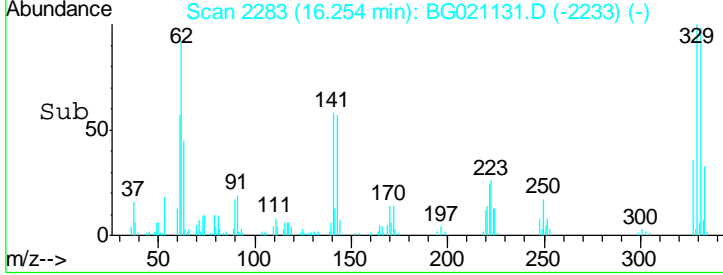
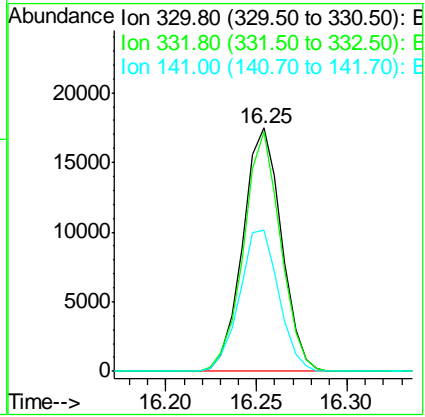
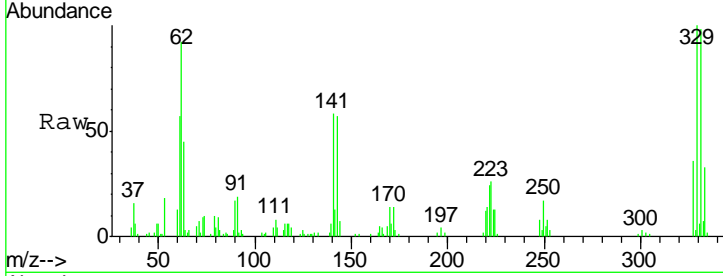




#41
 2,4,6-Tribromophenol
 Concen: 81.59 ng
 RT: 16.25 min Scan# 2283
 Delta R.T. -0.01 min
 Lab File: BG021131.D
 Acq: 28 Feb 2016 1:34

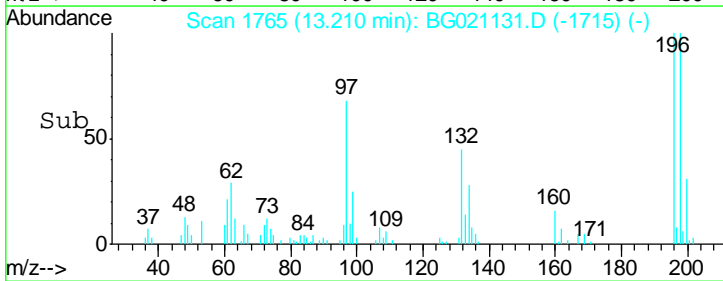
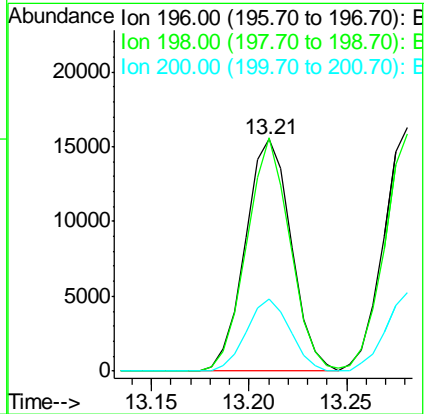
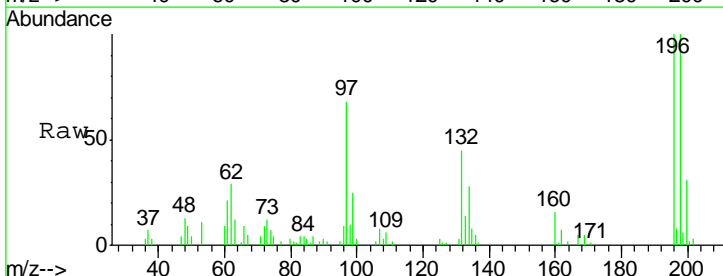
Instrument :
 BNA_G
 ClientSampled :
 PB88551BS

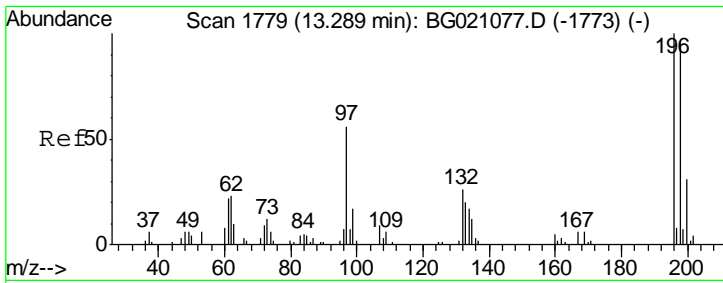
Tgt Ion	Resp	Lower	Upper
330	100		
332	94.1	77.4	116.0
141	59.0	35.3	52.9#



#42
 2,4,6-Trichlorophenol
 Concen: 45.03 ng
 RT: 13.21 min Scan# 1765
 Delta R.T. -0.01 min
 Lab File: BG021131.D
 Acq: 28 Feb 2016 1:34

Tgt Ion	Resp	Lower	Upper
196	100		
198	100.3	75.8	113.8
200	33.4	23.8	35.8

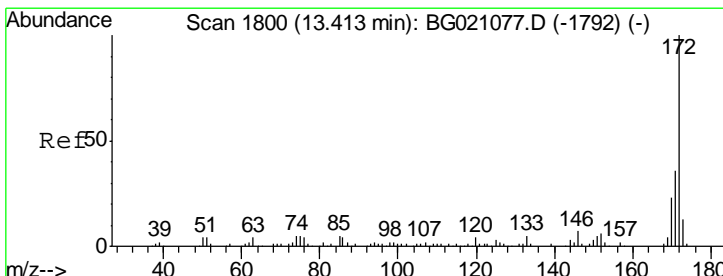
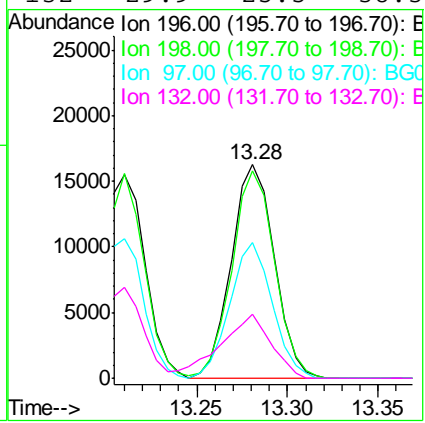
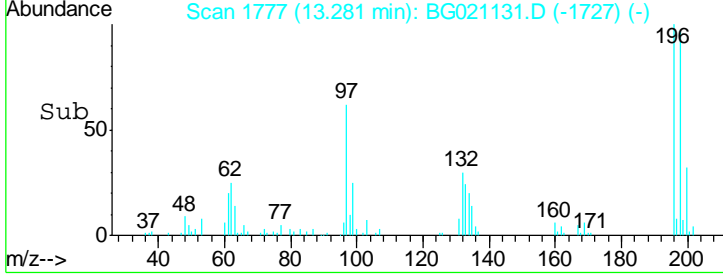
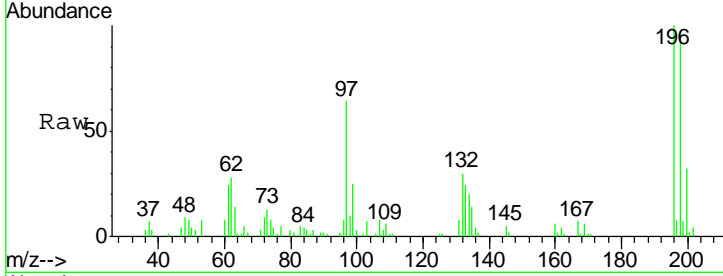




#43
 2,4,5-Trichlorophenol
 Concen: 46.85 ng
 RT: 13.28 min Scan# 1777
 Delta R.T. -0.01 min
 Lab File: BG021131.D
 Acq: 28 Feb 2016 1:34

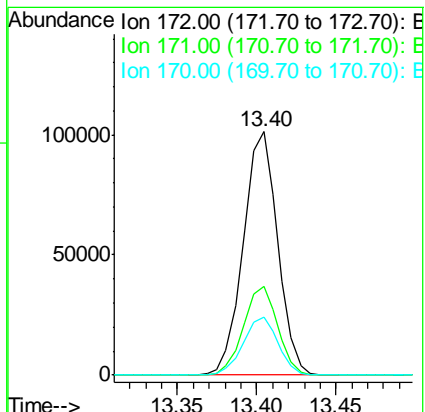
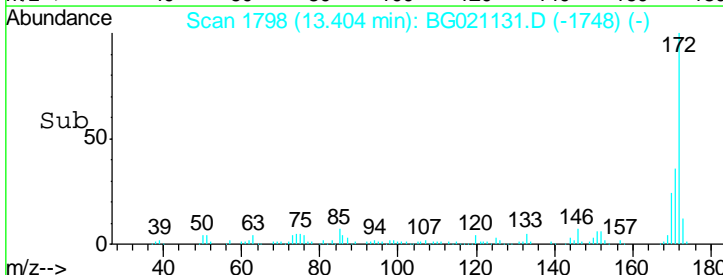
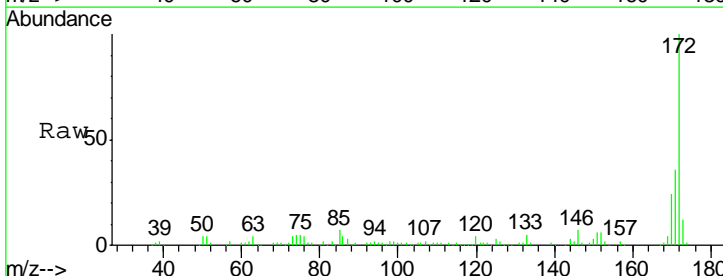
Instrument :
 BNA_G
 ClientSampled :
 PB88551BS

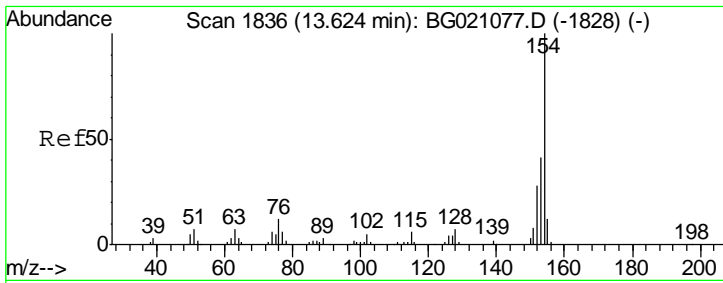
Tgt Ion	Resp	Lower	Upper
196	26917		
198	97.3	80.2	120.4
97	63.8	42.9	64.3
132	29.9	25.5	38.3



#44
 2-Fluorobiphenyl
 Concen: 80.75 ng
 RT: 13.40 min Scan# 1798
 Delta R.T. -0.01 min
 Lab File: BG021131.D
 Acq: 28 Feb 2016 1:34

Tgt Ion	Resp	Lower	Upper
172	152271		
171	36.3	29.4	44.0
170	24.0	19.8	29.8

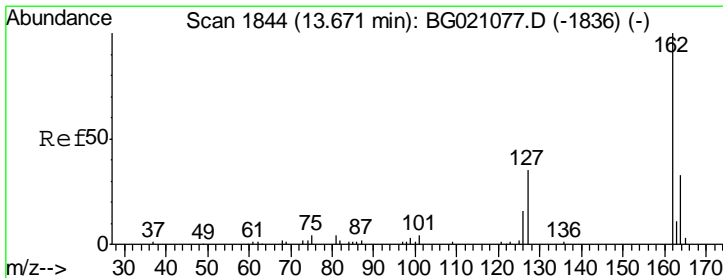
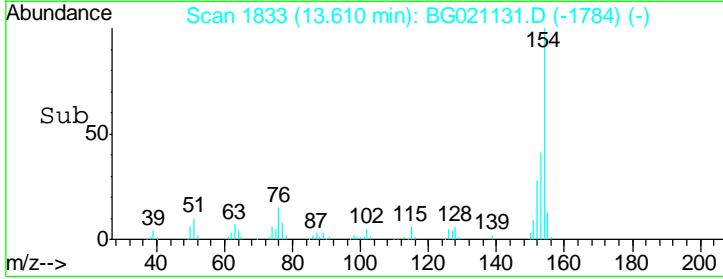
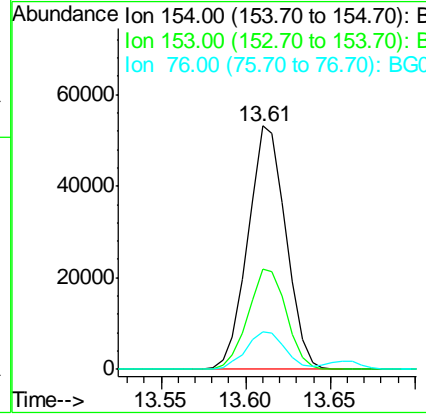
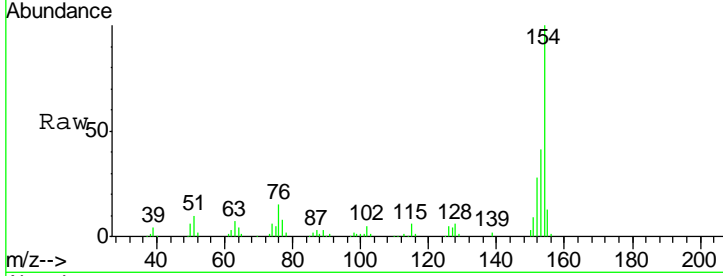




#45
 1,1'-Biphenyl
 Concen: 40.78 ng
 RT: 13.61 min Scan# 1833
 Delta R.T. -0.01 min
 Lab File: BG021131.D
 Acq: 28 Feb 2016 1:34

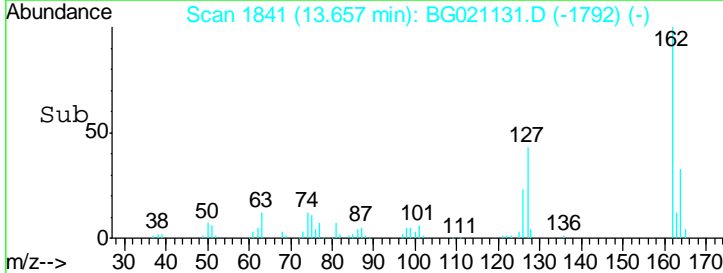
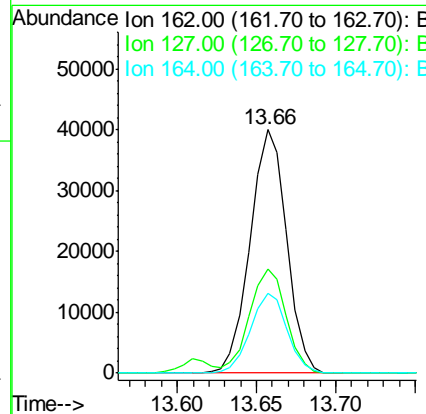
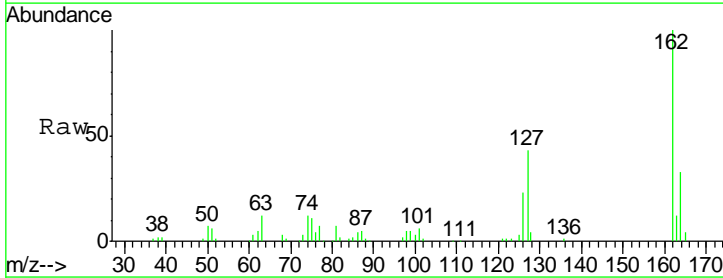
Instrument :
 BNA_G
 ClientSampled :
 PB88551BS

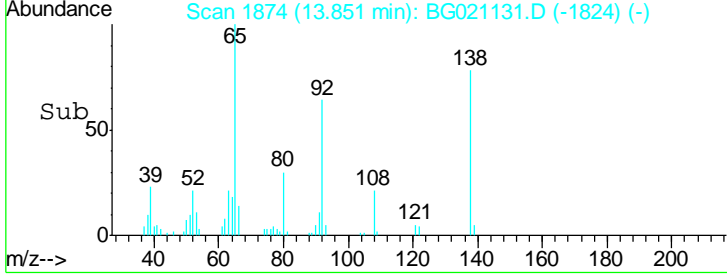
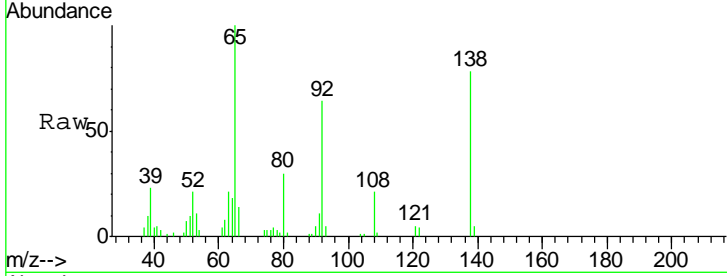
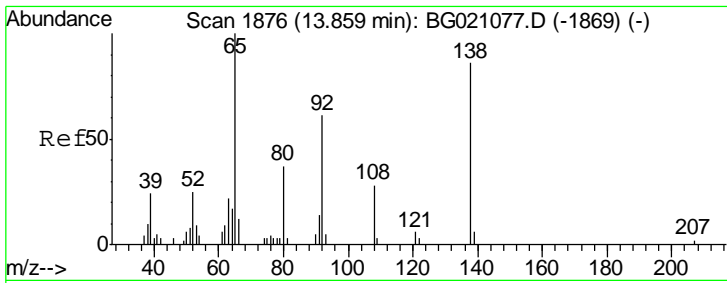
Tgt Ion	Resp	Lower	Upper
154	100		
153	41.1	19.8	59.8
76	15.4	0.0	33.6



#46
 2-Chloronaphthalene
 Concen: 41.39 ng
 RT: 13.66 min Scan# 1841
 Delta R.T. -0.01 min
 Lab File: BG021131.D
 Acq: 28 Feb 2016 1:34

Tgt Ion	Resp	Lower	Upper
162	100		
127	42.6	31.8	47.8
164	33.0	26.3	39.5

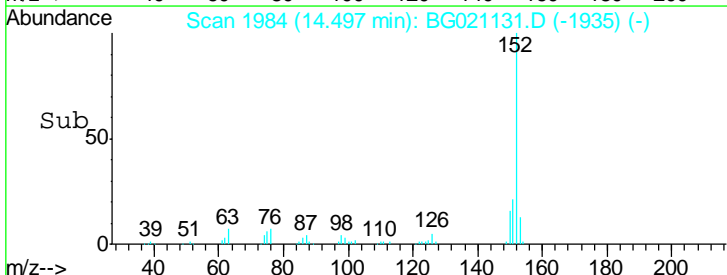
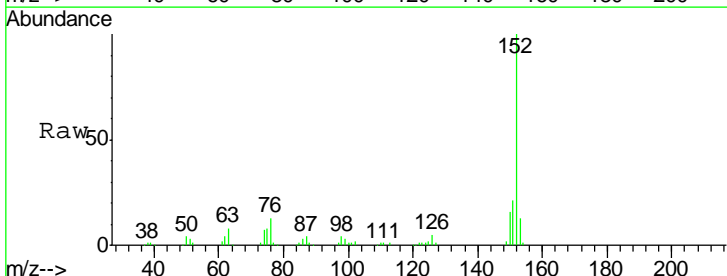
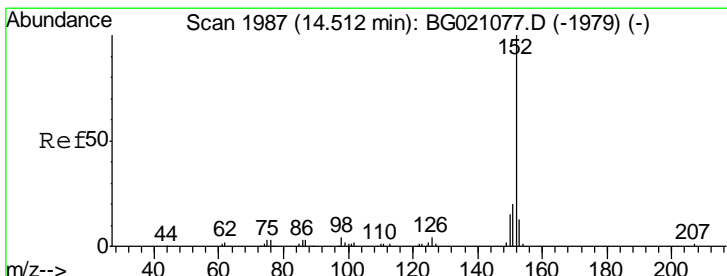
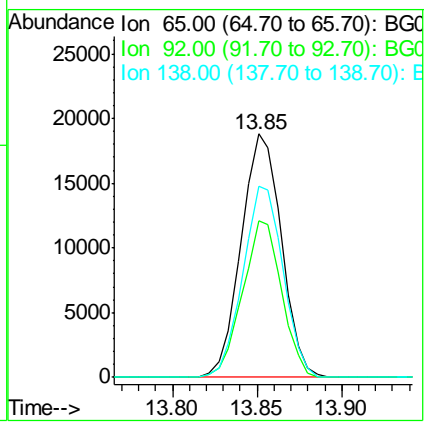




#47
 2-Nitroaniline
 Concen: 62.43 ng
 RT: 13.85 min Scan# 1874
 Delta R.T. -0.01 min
 Lab File: BG021131.D
 Acq: 28 Feb 2016 1:34

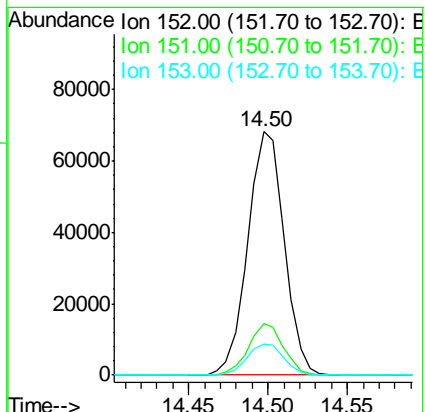
Instrument :
 BNA_G
 ClientSampled :
 PB88551BS

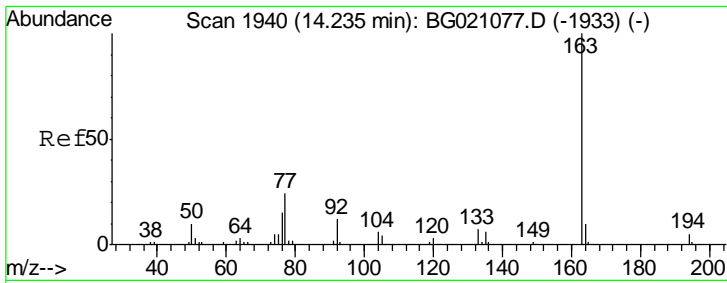
Tgt Ion	Resp	Lower	Upper
65	31190		
92	64.4	54.6	82.0
138	78.5	94.9	142.3#



#48
 Acenaphthylene
 Concen: 44.61 ng
 RT: 14.50 min Scan# 1984
 Delta R.T. -0.01 min
 Lab File: BG021131.D
 Acq: 28 Feb 2016 1:34

Tgt Ion	Resp	Lower	Upper
152	108836		
151	21.3	15.9	23.9
153	12.9	10.2	15.2

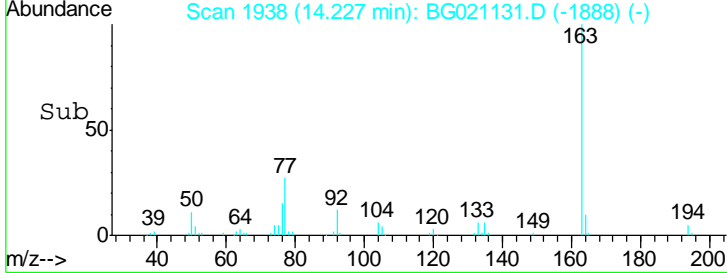
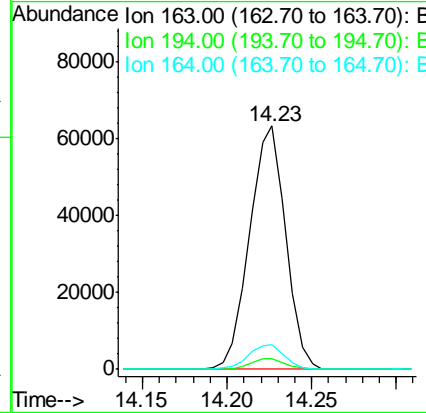
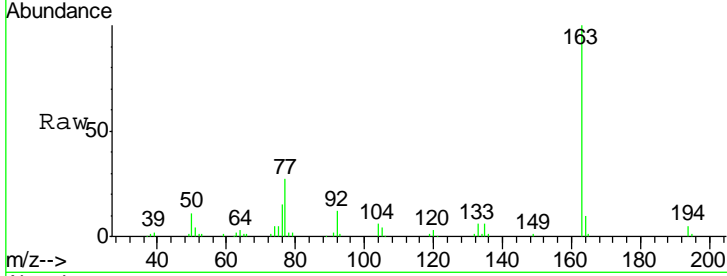




#49
 Dimethylphthalate
 Concen: 45.09 ng
 RT: 14.23 min Scan# 1938
 Delta R.T. -0.01 min
 Lab File: BG021131.D
 Acq: 28 Feb 2016 1:34

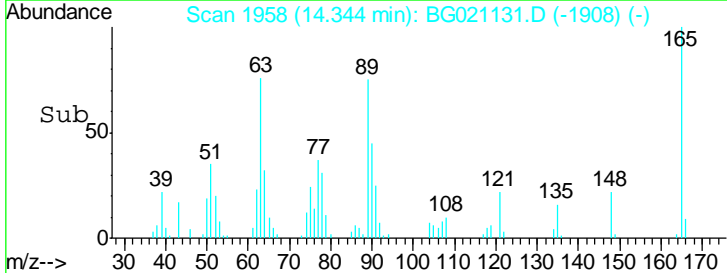
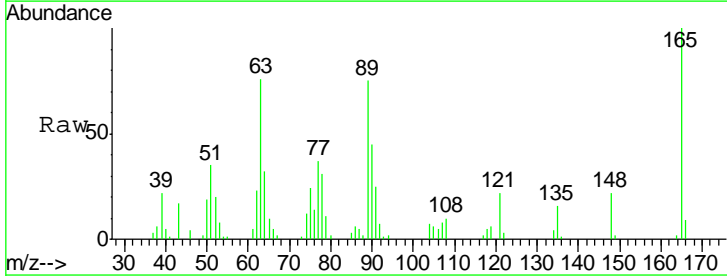
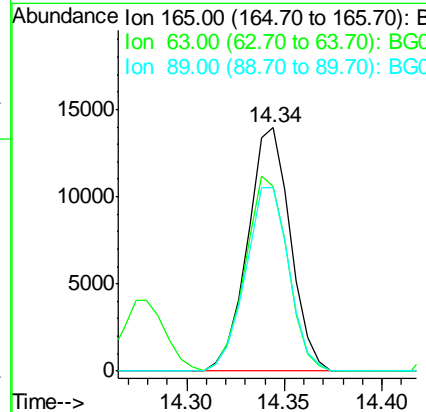
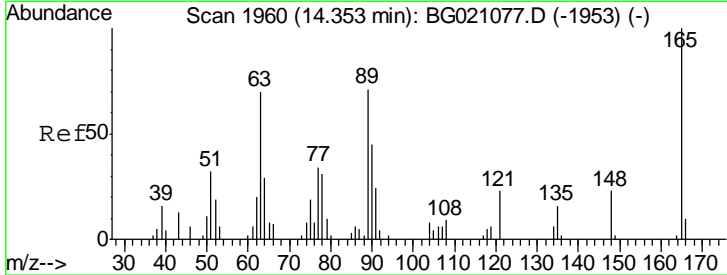
Instrument :
 BNA_G
 ClientSampled :
 PB88551BS

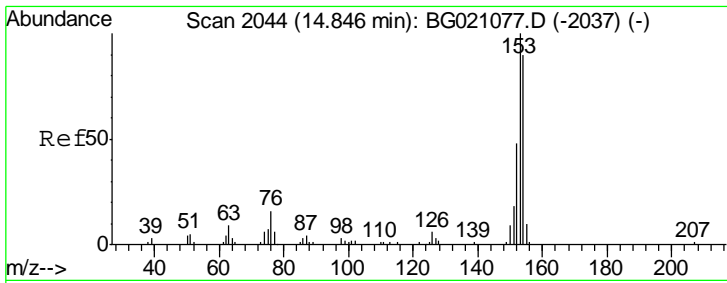
Tgt Ion	Resp	Lower	Upper
163	100		
194	4.6	2.8	4.2#
164	9.9	7.9	11.9



#50
 2,6-Dinitrotoluene
 Concen: 49.20 ng
 RT: 14.34 min Scan# 1958
 Delta R.T. -0.01 min
 Lab File: BG021131.D
 Acq: 28 Feb 2016 1:34

Tgt Ion	Resp	Lower	Upper
165	100		
63	76.1	42.1	63.1#
89	75.3	46.1	69.1#

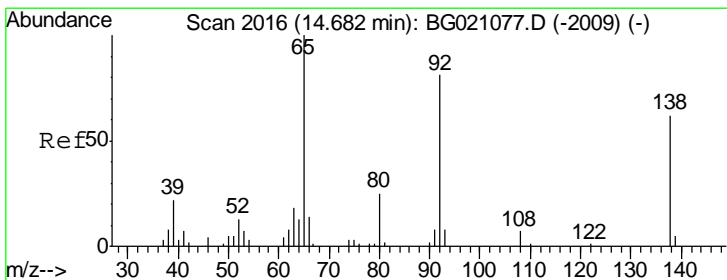
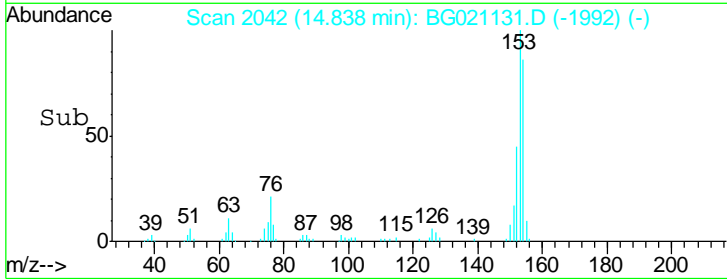
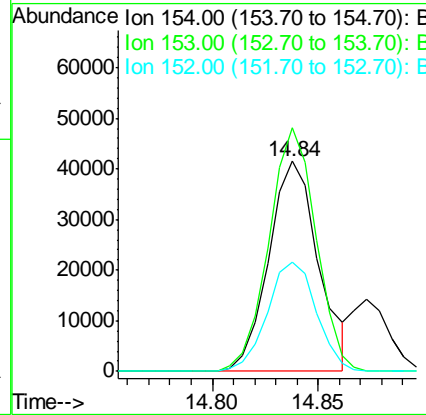
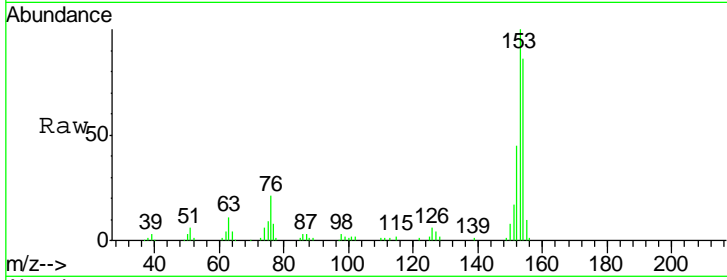




#51
 Acenaphthene
 Concen: 40.93 ng
 RT: 14.84 min Scan# 2042
 Delta R.T. -0.01 min
 Lab File: BG021131.D
 Acq: 28 Feb 2016 1:34

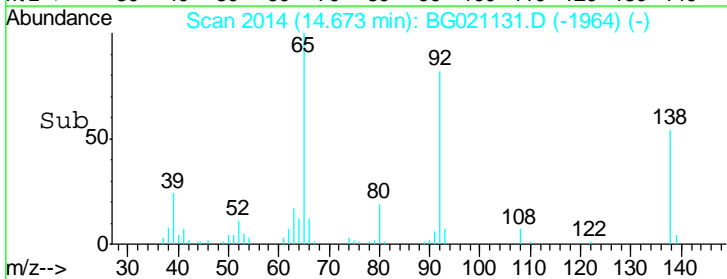
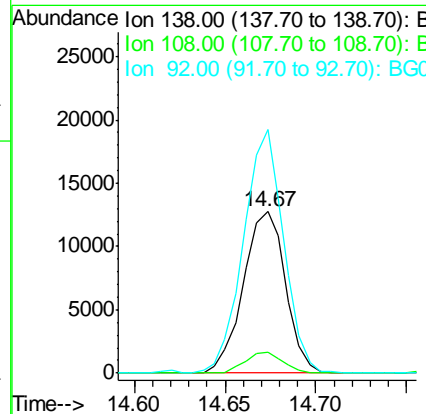
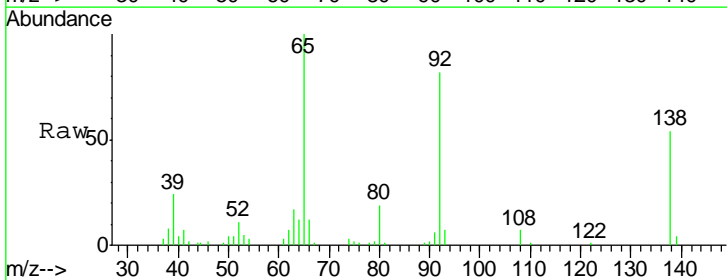
Instrument :
 BNA_G
 ClientSampled :
 PB88551BS

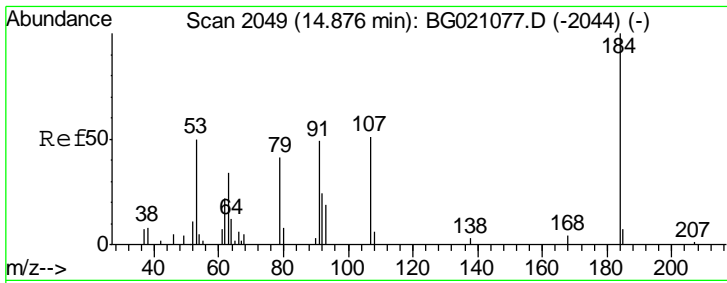
Tgt Ion	Resp	Lower	Upper
154	100		
153	115.9	94.2	141.2
152	52.3	42.9	64.3



#52
 3-Nitroaniline
 Concen: 49.68 ng
 RT: 14.67 min Scan# 2014
 Delta R.T. -0.01 min
 Lab File: BG021131.D
 Acq: 28 Feb 2016 1:34

Tgt Ion	Resp	Lower	Upper
138	100		
108	12.6	5.8	8.6#
92	150.7	83.6	125.4#

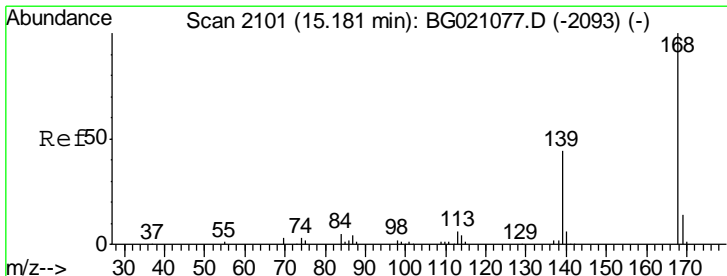
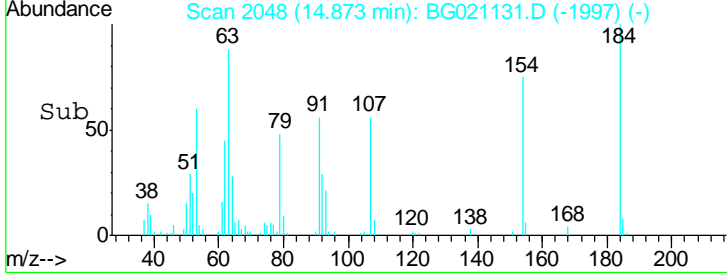
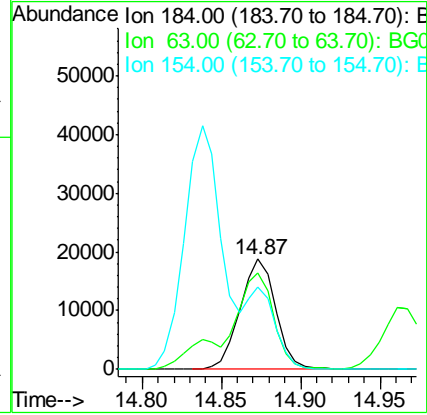
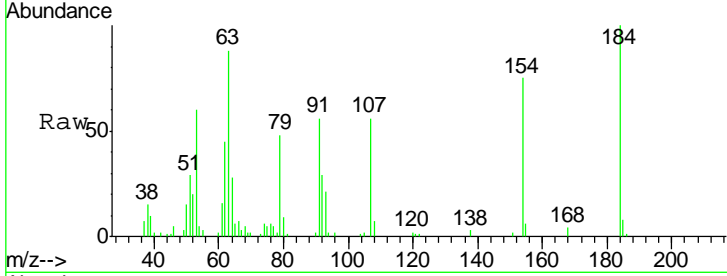




#53
 2,4-Dinitrophenol
 Concen: 97.41 ng
 RT: 14.87 min Scan# 2048
 Delta R.T. -0.00 min
 Lab File: BG021131.D
 Acq: 28 Feb 2016 1:34

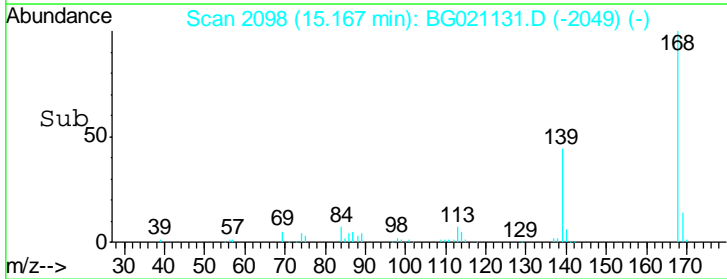
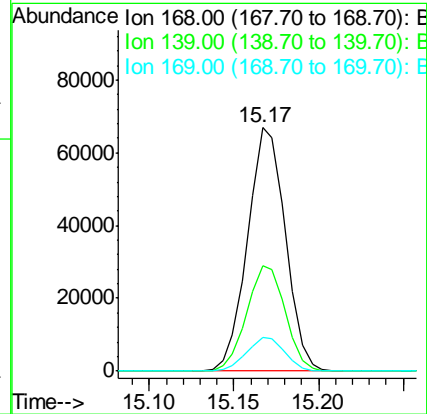

Instrument :
 BNA_G
 ClientSampled :
 PB88551BS

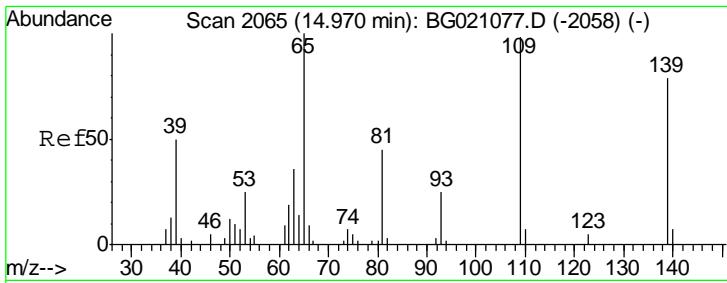
Tgt Ion	Resp	Lower	Upper
184	29059		
63	87.6	57.0	85.6#
154	75.3	51.3	76.9



#54
 Dibenzofuran
 Concen: 49.32 ng
 RT: 15.17 min Scan# 2098
 Delta R.T. -0.01 min
 Lab File: BG021131.D
 Acq: 28 Feb 2016 1:34

Tgt Ion	Resp	Lower	Upper
168	103963		
139	43.1	29.8	44.8
169	13.8	11.4	17.2

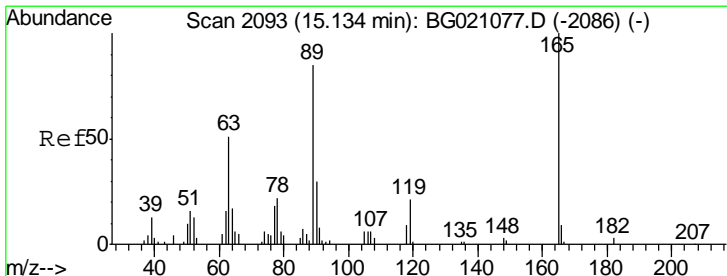
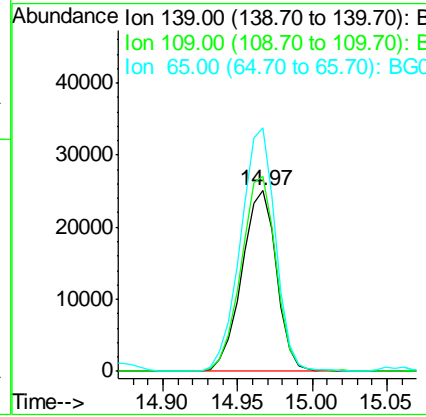
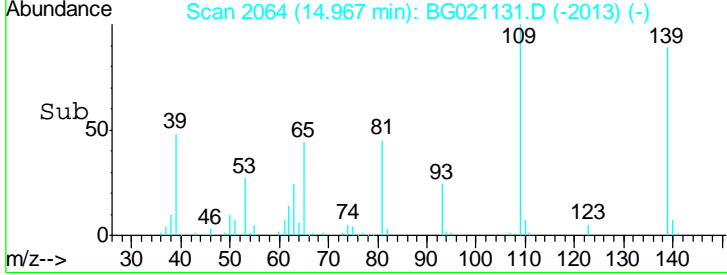
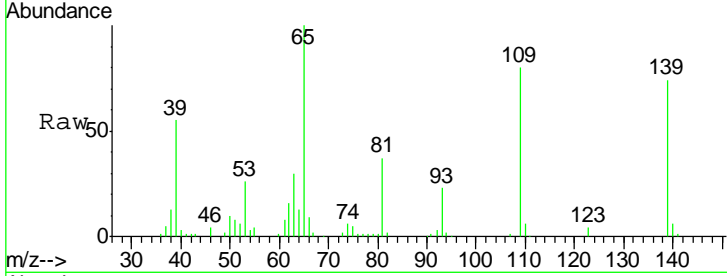




#55
 4-Nitrophenol
 Concen: 109.38 ng
 RT: 14.97 min Scan# 2064
 Delta R.T. -0.00 min
 Lab File: BG021131.D
 Acq: 28 Feb 2016 1:34

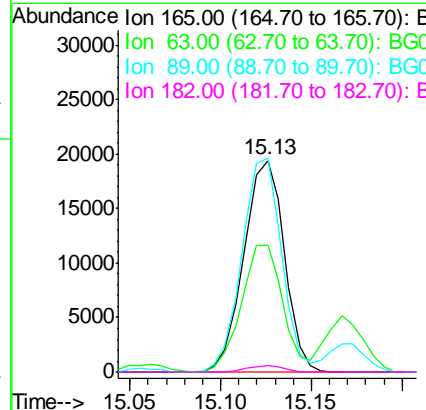
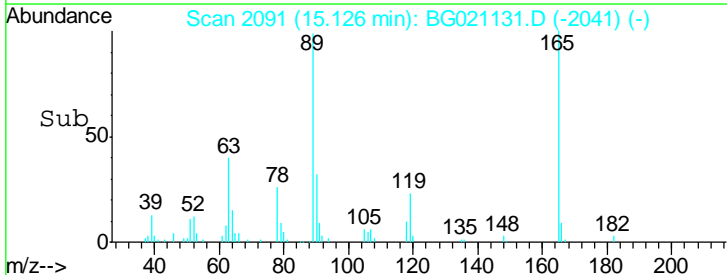
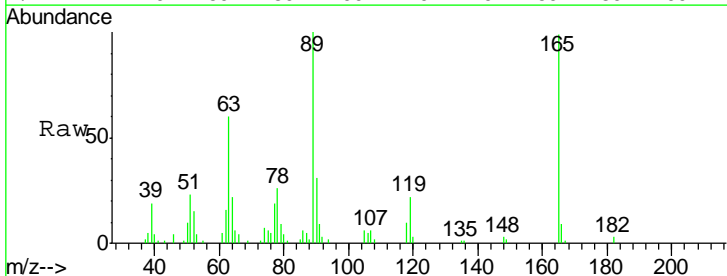
Instrument :
 BNA_G
 ClientSampled :
 PB88551BS

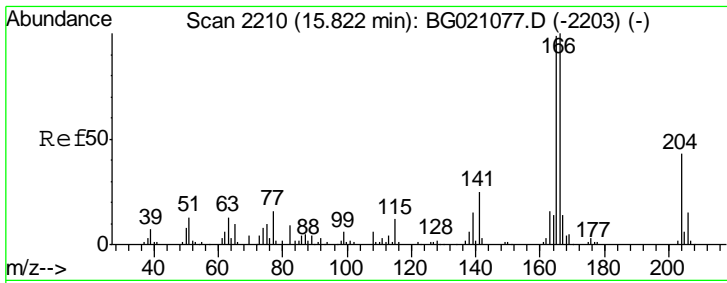
Tgt Ion	Resp	Ion Ratio	Lower	Upper
139	40392	100		
109	108.4	54.1	94.1#	
65	135.0	73.4	113.4#	



#56
 2,4-Dinitrotoluene
 Concen: 49.05 ng
 RT: 15.13 min Scan# 2091
 Delta R.T. -0.01 min
 Lab File: BG021131.D
 Acq: 28 Feb 2016 1:34

Tgt Ion	Resp	Ion Ratio	Lower	Upper
165	30096	100		
63	60.1	34.1	51.1#	
89	101.0	63.0	94.4#	
182	3.0	1.4	2.2#	

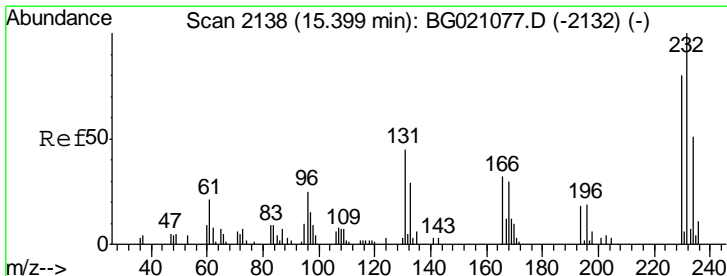
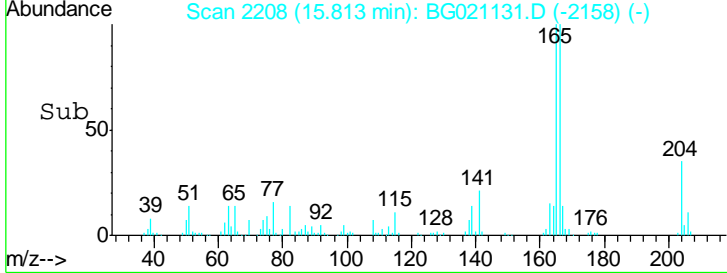
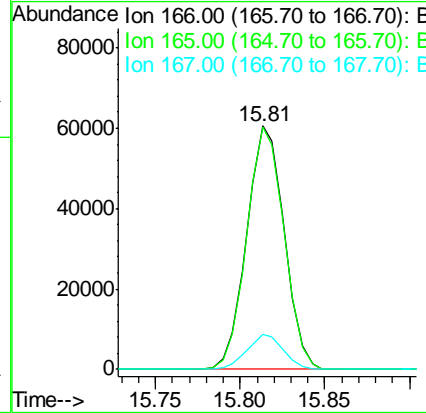
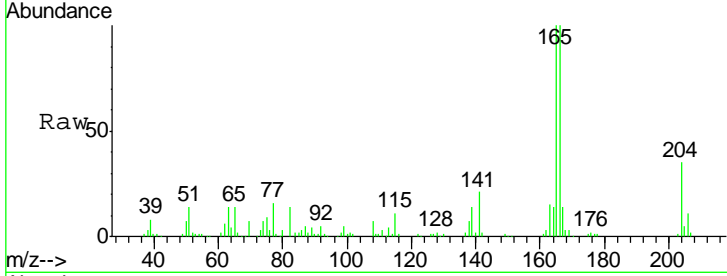




#57
 Fluorene
 Concen: 45.43 ng
 RT: 15.81 min Scan# 2208
 Delta R.T. -0.01 min
 Lab File: BG021131.D
 Acq: 28 Feb 2016 1:34

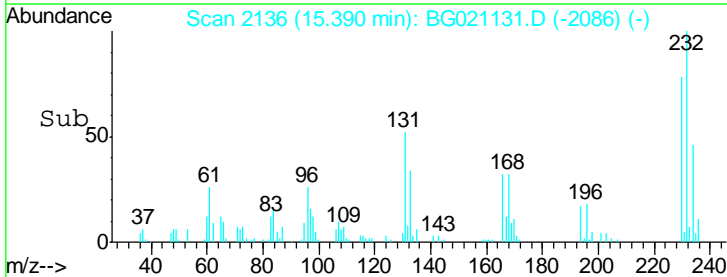
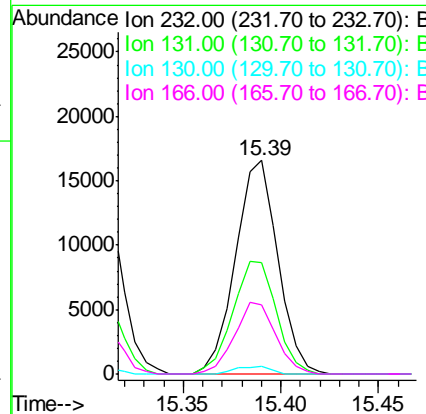
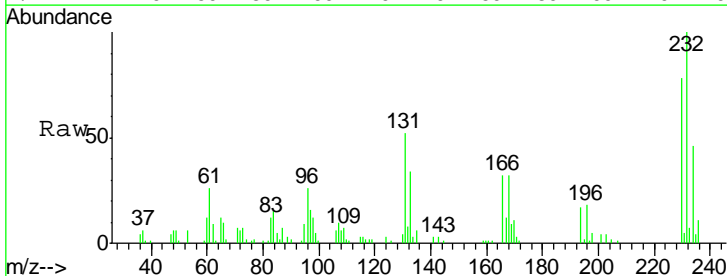
Instrument :
 BNA_G
 ClientSampled :
 PB88551BS

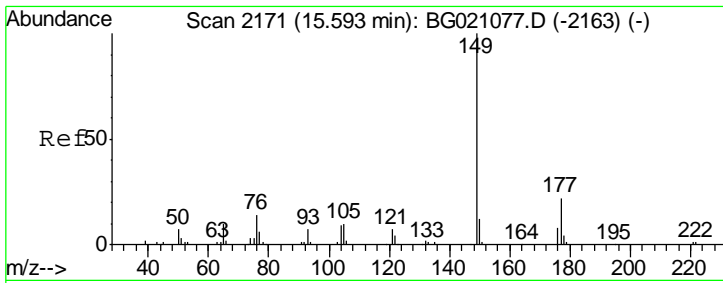
Tgt Ion	Resp	Ion Ratio	Lower	Upper
166	93158	100		
165		99.8	81.3	121.9
167		14.2	10.6	16.0



#58
 2,3,4,6-Tetrachlorophenol
 Concen: 49.98 ng
 RT: 15.39 min Scan# 2136
 Delta R.T. -0.01 min
 Lab File: BG021131.D
 Acq: 28 Feb 2016 1:34

Tgt Ion	Resp	Ion Ratio	Lower	Upper
232	24957	100		
131		54.0	41.4	62.2
130		3.1	1.8	2.8#
166		32.6	26.6	39.8

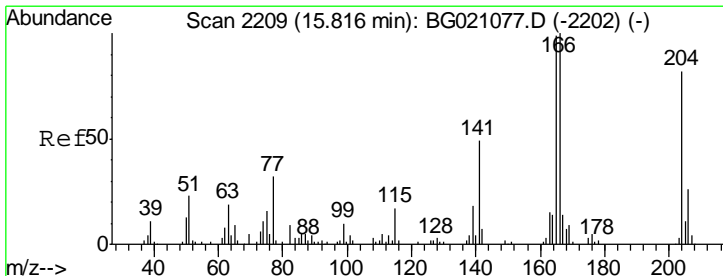
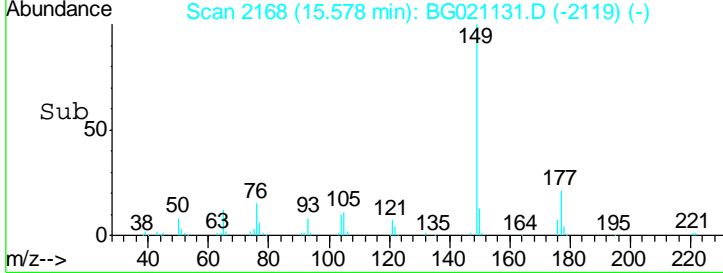
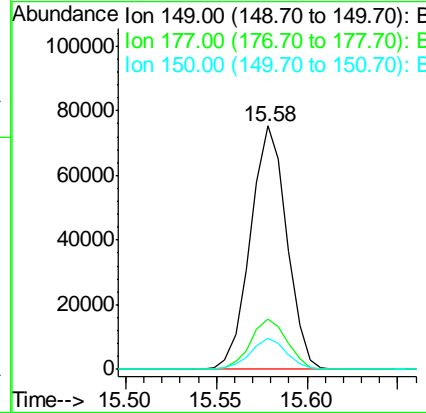
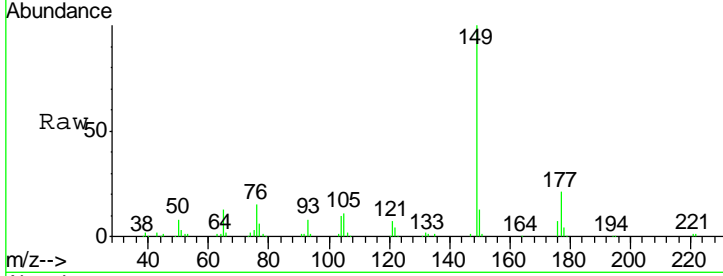




#59
 Diethylphthalate
 Concen: 47.77 ng
 RT: 15.58 min Scan# 2168
 Delta R.T. -0.01 min
 Lab File: BG021131.D
 Acq: 28 Feb 2016 1:34

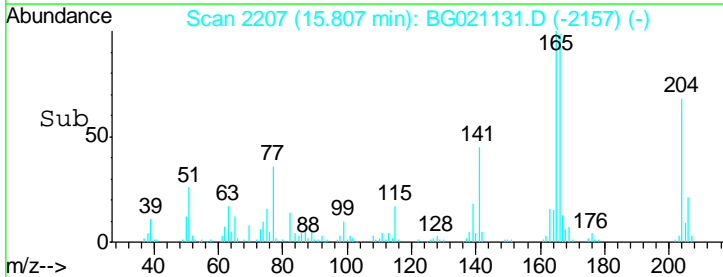
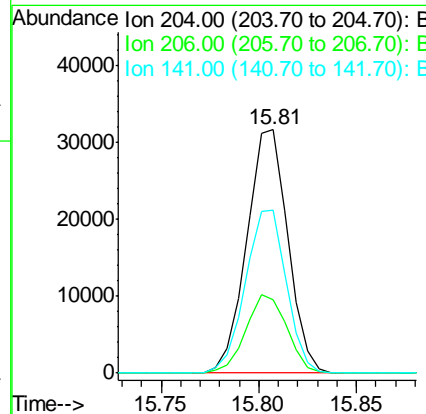
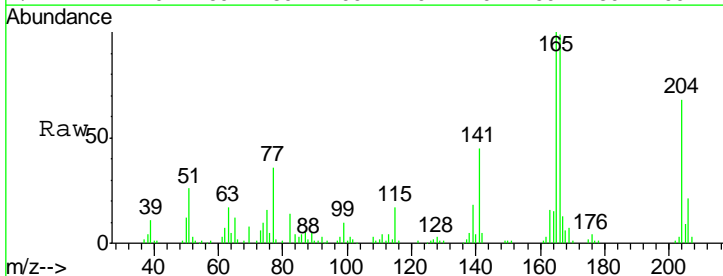
Instrument :
 BNA_G
 Client Sampled :
 PB88551BS

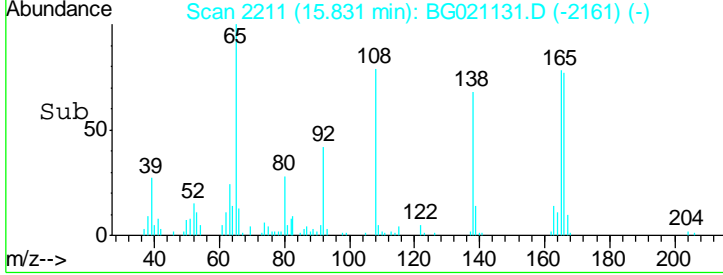
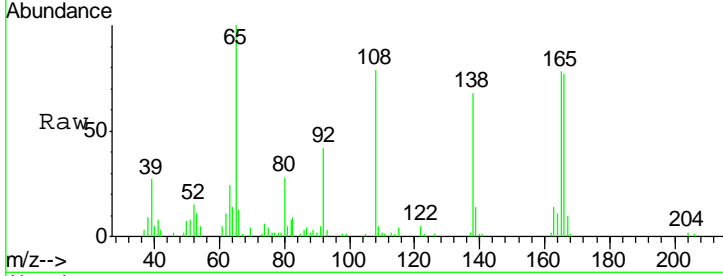
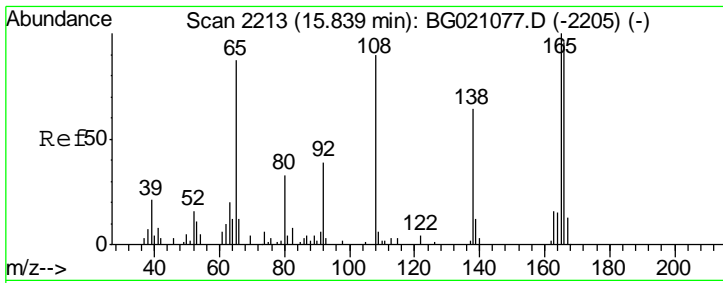
Tgt Ion	Resp	Lower	Upper
149	104718		
177	20.5	15.8	23.8
150	13.0	10.1	15.1



#60
 4-Chlorophenyl-phenylether
 Concen: 40.89 ng
 RT: 15.81 min Scan# 2207
 Delta R.T. -0.01 min
 Lab File: BG021131.D
 Acq: 28 Feb 2016 1:34

Tgt Ion	Resp	Lower	Upper
204	46124		
206	30.3	26.9	40.3
141	66.8	50.8	76.2

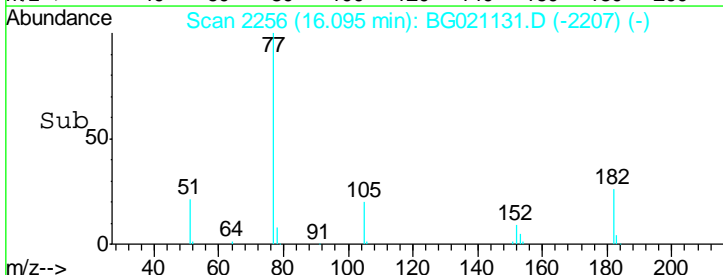
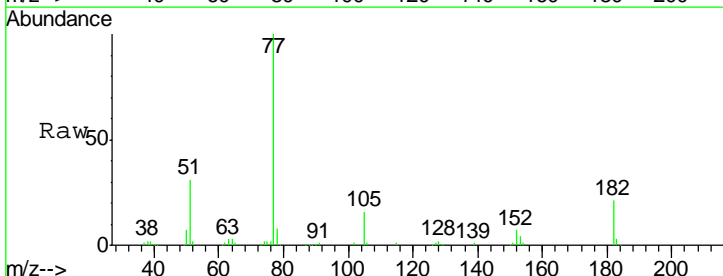
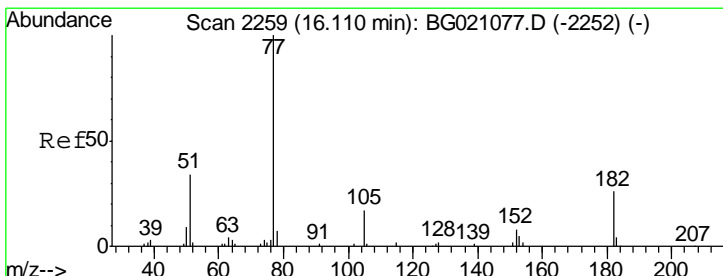
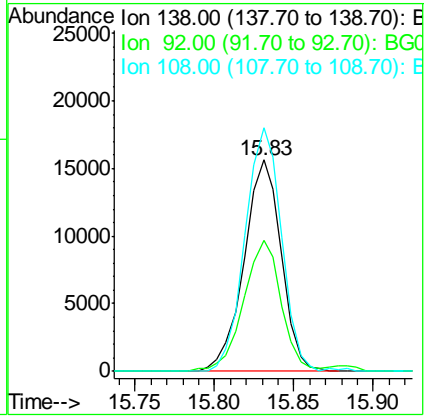




#61
 4-Nitroaniline
 Concen: 53.77 ng
 RT: 15.83 min Scan# 2211
 Delta R.T. -0.01 min
 Lab File: BG021131.D
 Acq: 28 Feb 2016 1:34

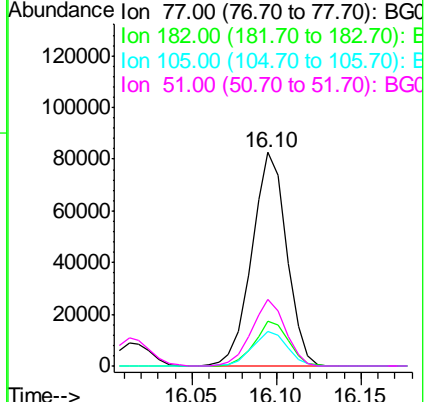
Instrument :
 BNA_G
 ClientSampled :
 PB88551BS

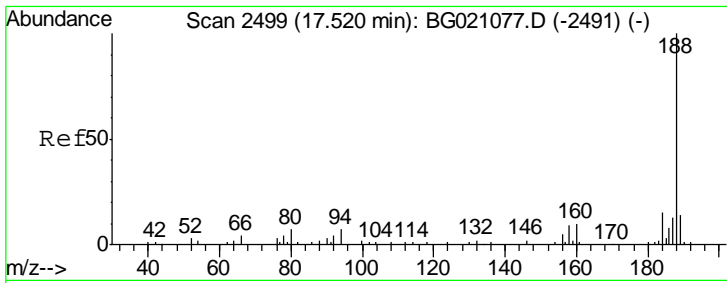
Tgt Ion	Resp	Lower	Upper
138	100		
92	62.1	28.0	68.0
108	115.3	52.6	92.6#



#62
 Azobenzene
 Concen: 62.28 ng
 RT: 16.10 min Scan# 2256
 Delta R.T. -0.01 min
 Lab File: BG021131.D
 Acq: 28 Feb 2016 1:34

Tgt Ion	Resp	Lower	Upper
77	100		
182	20.9	0.7	40.7
105	16.1	0.0	38.3
51	31.2	4.4	44.4

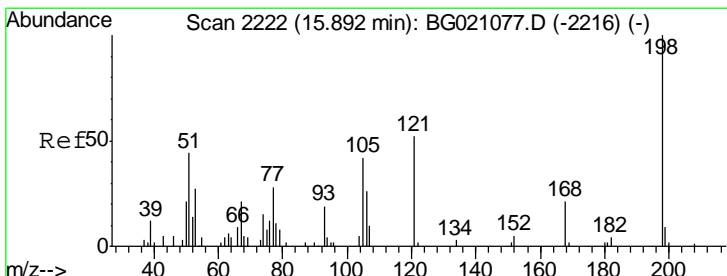
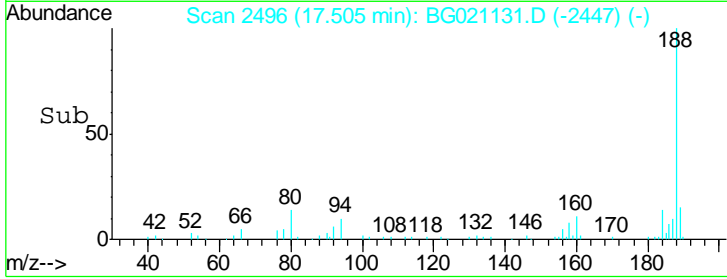
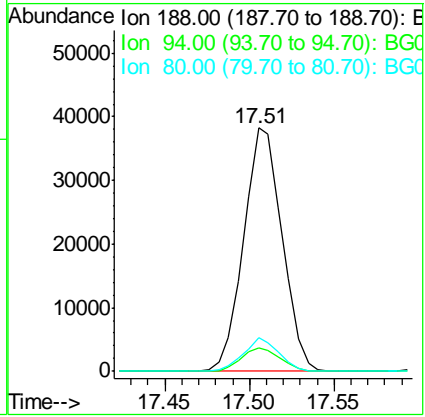
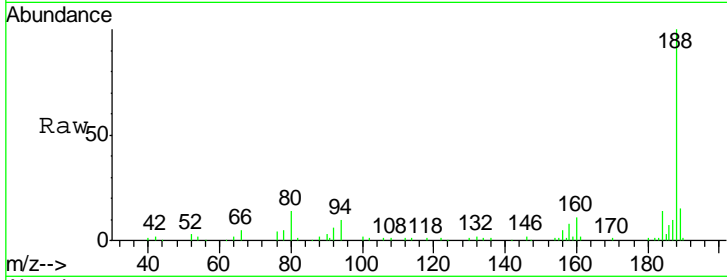




#63
 Phenanthrene-d10
 Concen: 20.00 ng
 RT: 17.51 min Scan# 2496
 Delta R.T. -0.01 min
 Lab File: BG021131.D
 Acq: 28 Feb 2016 1:34

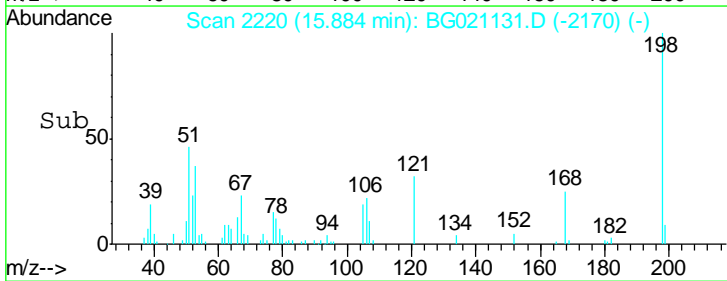
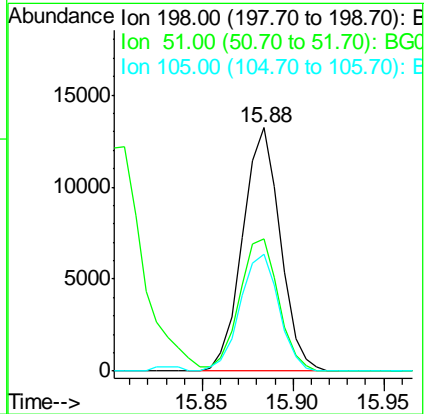
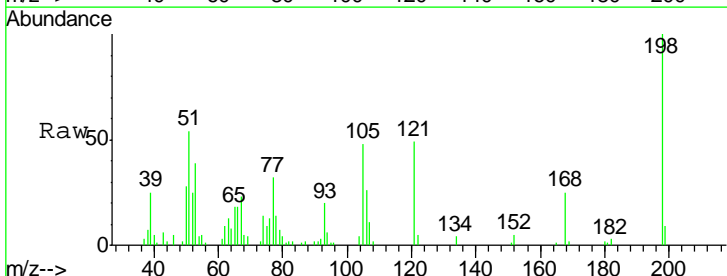
Instrument :
 BNA_G
 ClientSampled :
 PB88551BS

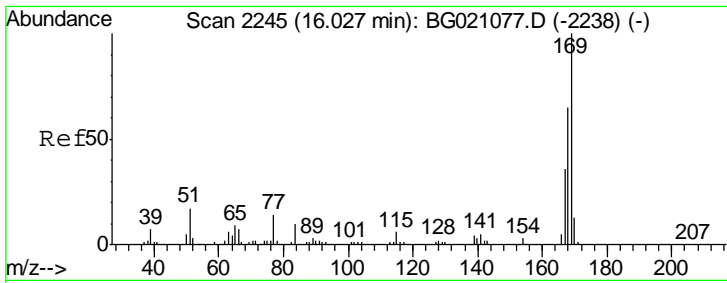
Tgt Ion	Resp	Lower	Upper
188	100		
94	9.5	8.2	12.4
80	13.6	9.2	13.8



#64
 4,6-Dinitro-2-methylphenol
 Concen: 43.13 ng
 RT: 15.88 min Scan# 2220
 Delta R.T. -0.01 min
 Lab File: BG021131.D
 Acq: 28 Feb 2016 1:34

Tgt Ion	Resp	Lower	Upper
198	100		
51	54.4	30.4	70.4
105	47.9	32.8	72.8

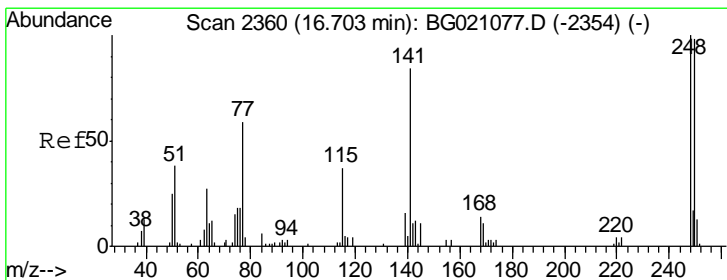
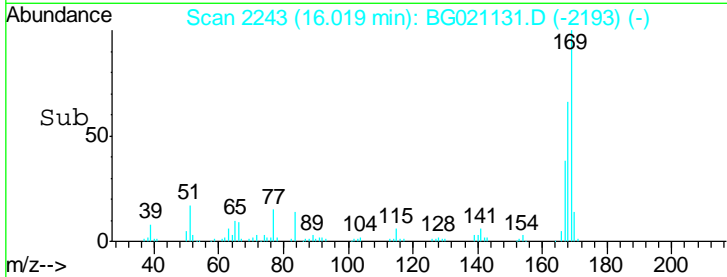
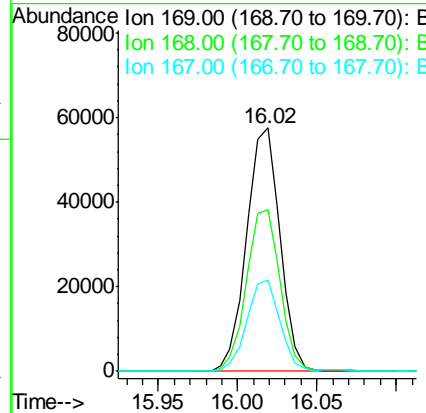
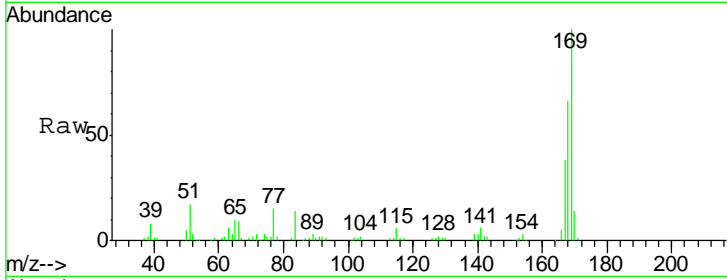




#65
 n-Nitrosodiphenylamine
 Concen: 47.32 ng
 RT: 16.02 min Scan# 2243
 Delta R.T. -0.01 min
 Lab File: BG021131.D
 Acq: 28 Feb 2016 1:34

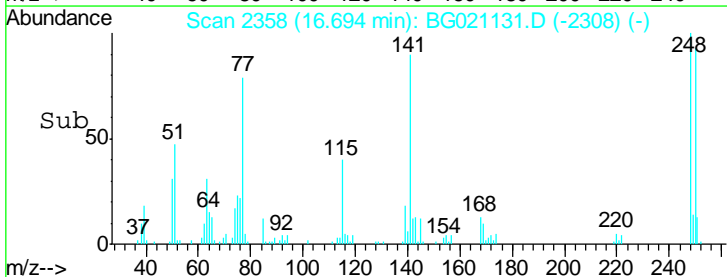
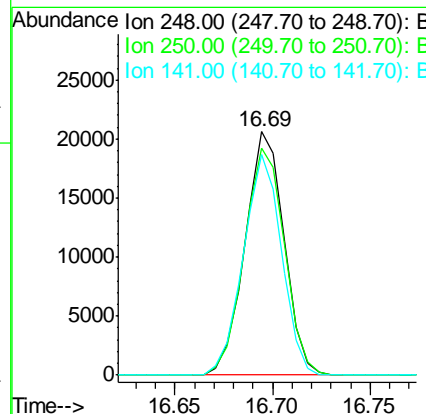
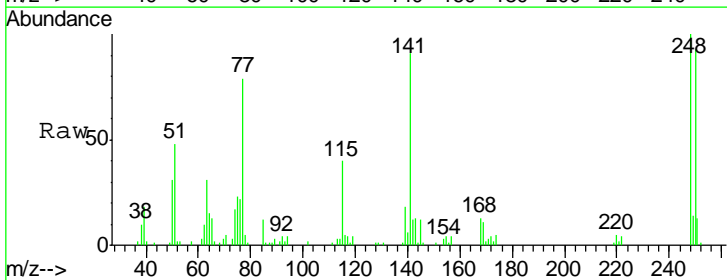
Instrument :
 BNA_G
 ClientSampleID :
 PB88551BS

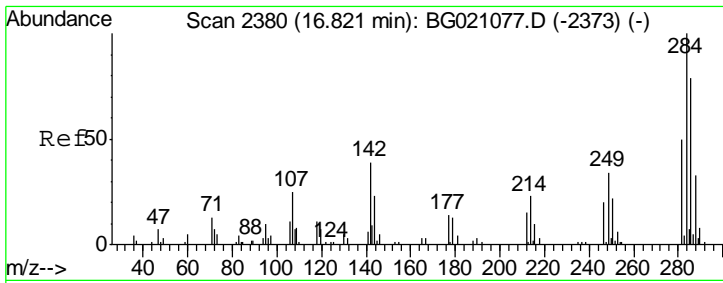
Tgt Ion	Resp	Lower	Upper
169	100		
168	66.2	58.2	87.2
167	37.6	31.0	46.6



#66
 4-Bromophenyl-phenylether
 Concen: 40.14 ng
 RT: 16.69 min Scan# 2358
 Delta R.T. -0.01 min
 Lab File: BG021131.D
 Acq: 28 Feb 2016 1:34

Tgt Ion	Resp	Lower	Upper
248	100		
250	93.0	76.4	114.6
141	90.7	57.4	86.0

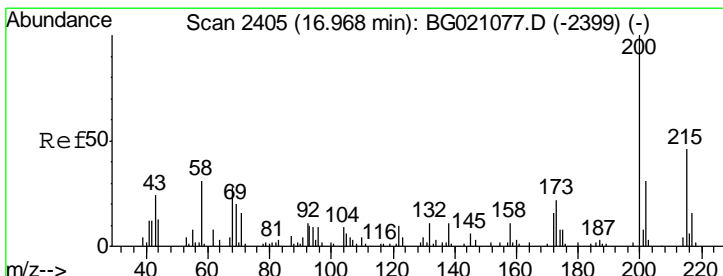
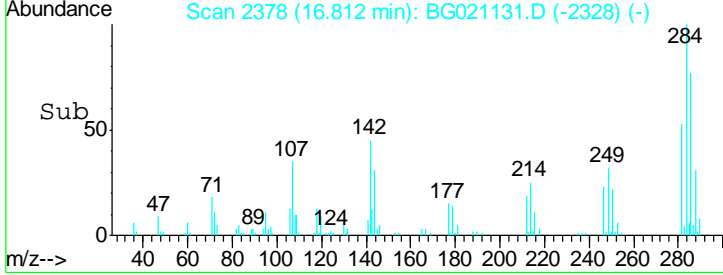
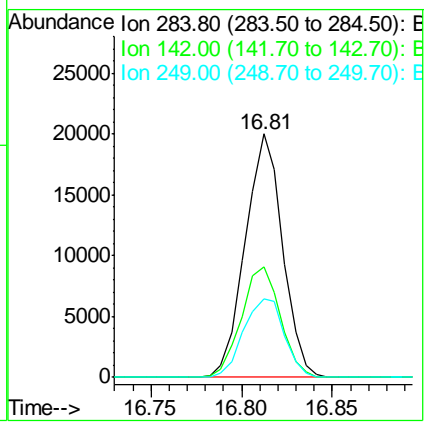
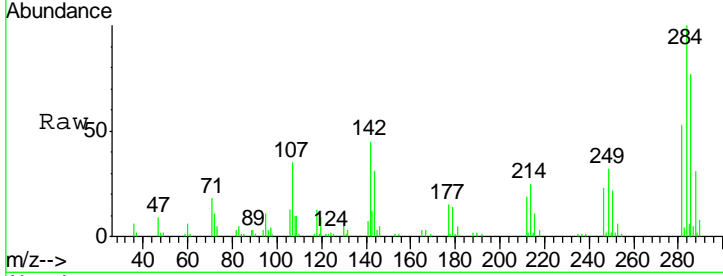




#67
 Hexachlorobenzene
 Concen: 38.15 ng
 RT: 16.81 min Scan# 2378
 Delta R.T. -0.01 min
 Lab File: BG021131.D
 Acq: 28 Feb 2016 1:34

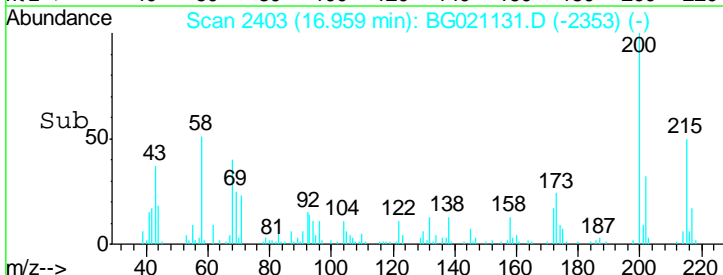
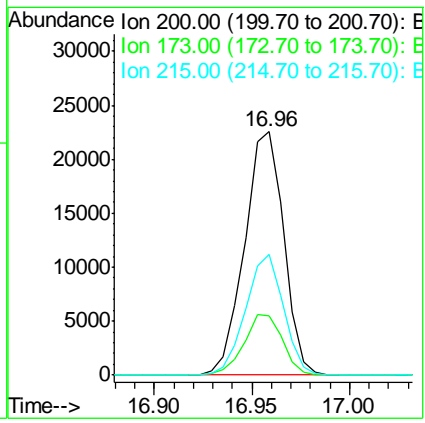
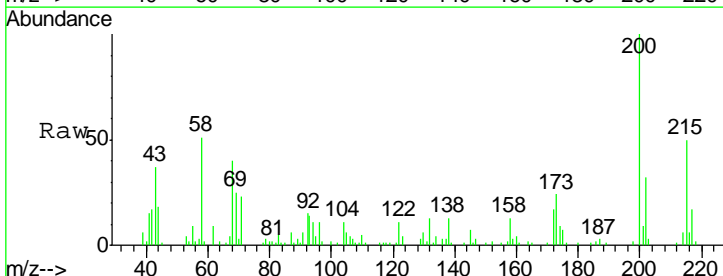
Instrument : BNA_G
 ClientSampled : PB88551BS

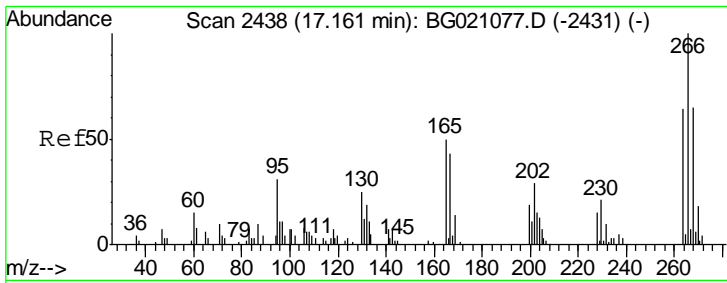
Tgt Ion	Resp	Lower	Upper
284	100		
142	45.3	32.1	48.1
249	34.5	24.0	36.0



#68
 Atrazine
 Concen: 47.50 ng
 RT: 16.96 min Scan# 2403
 Delta R.T. -0.01 min
 Lab File: BG021131.D
 Acq: 28 Feb 2016 1:34

Tgt Ion	Resp	Lower	Upper
200	100		
173	24.1	3.9	43.9
215	49.8	29.0	69.0

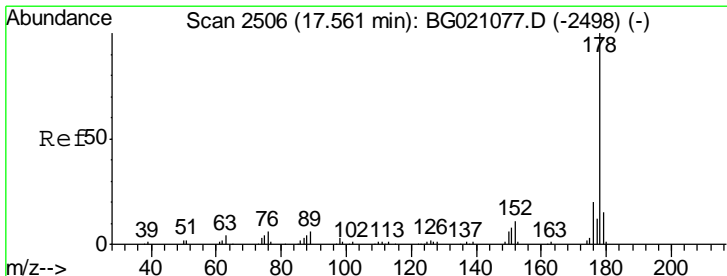
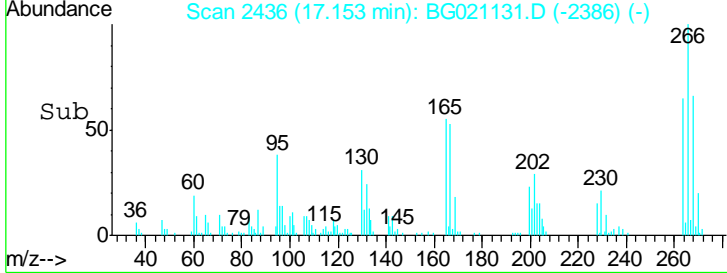
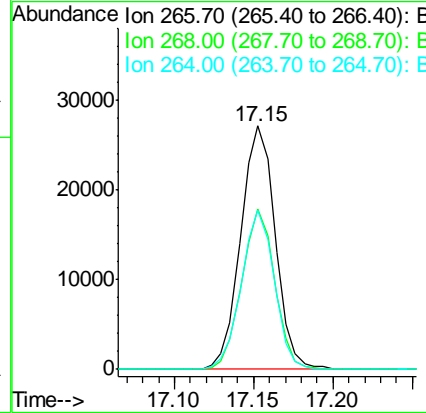
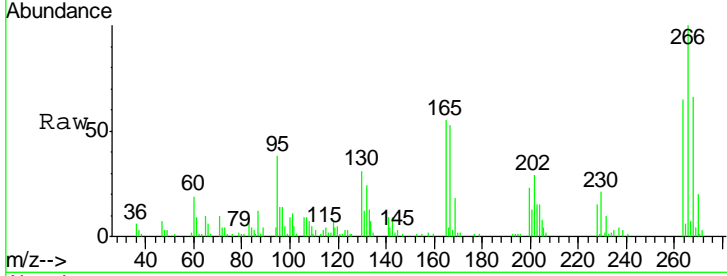




#69
 Pentachlorophenol
 Concen: 80.92 ng
 RT: 17.15 min Scan# 2436
 Delta R.T. -0.01 min
 Lab File: BG021131.D
 Acq: 28 Feb 2016 1:34

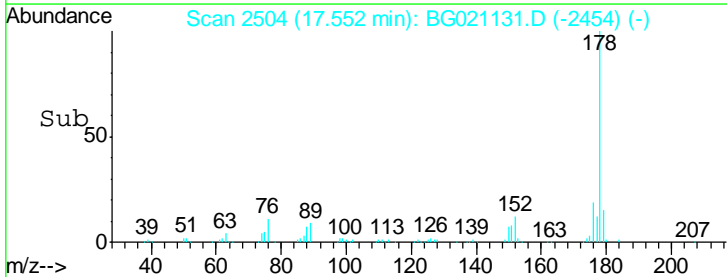
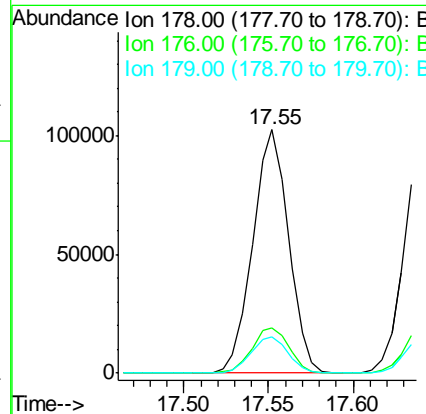
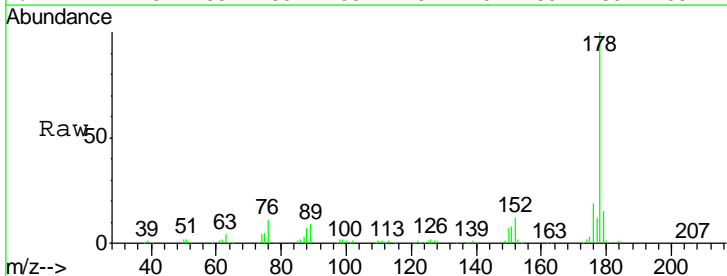
Instrument :
 BNA_G
 ClientSampled :
 PB88551BS

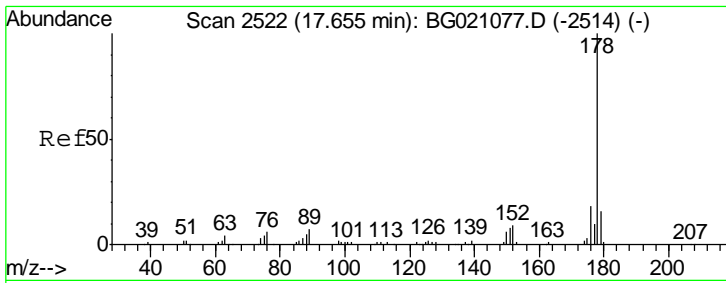
Tgt Ion	Resp	Lower	Upper
266	40918		
268	69.7	51.0	76.6
264	71.1	47.8	71.8



#70
 Phenanthrene
 Concen: 46.63 ng
 RT: 17.55 min Scan# 2504
 Delta R.T. -0.01 min
 Lab File: BG021131.D
 Acq: 28 Feb 2016 1:34

Tgt Ion	Resp	Lower	Upper
178	151293		
176	18.7	16.2	24.4
179	14.9	12.9	19.3

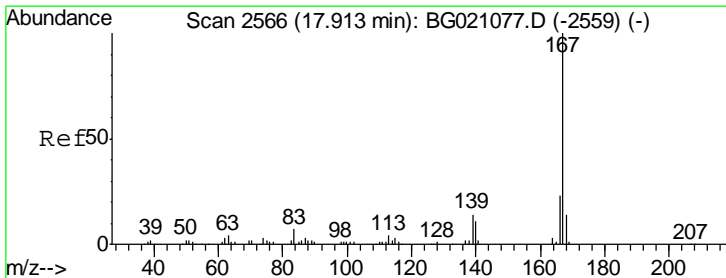
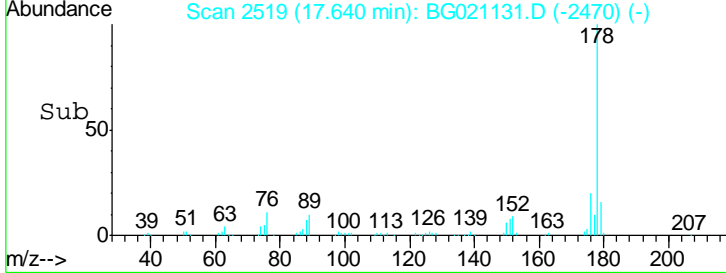
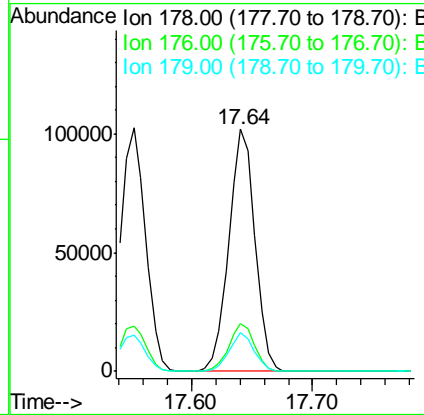
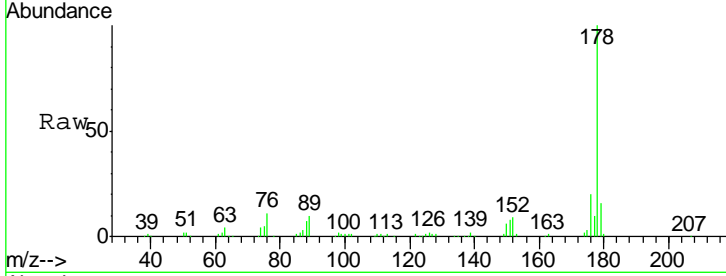




#71
 Anthracene
 Concen: 46.68 ng
 RT: 17.64 min Scan# 2519
 Delta R.T. -0.01 min
 Lab File: BG021131.D
 Acq: 28 Feb 2016 1:34

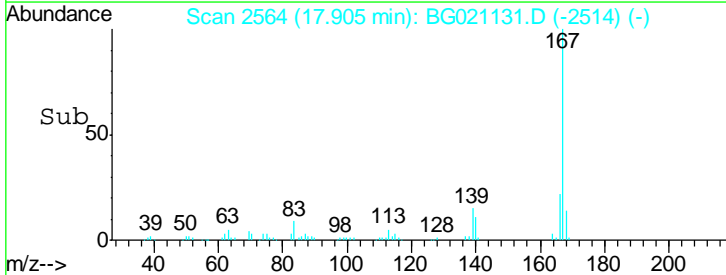
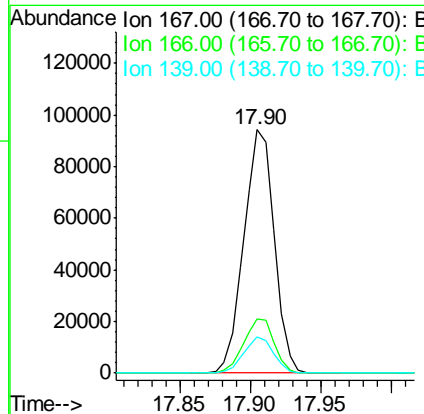
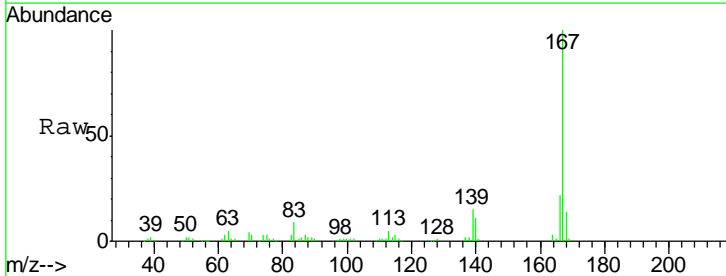
Instrument :
 BNA_G
 ClientSampled :
 PB88551BS

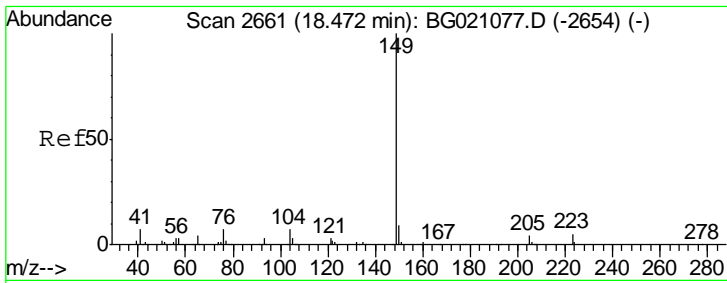
Tgt Ion	Resp	Lower	Upper
178	152541		
176	19.5	14.8	22.2
179	16.3	12.6	19.0



#72
 Carbazole
 Concen: 50.39 ng
 RT: 17.90 min Scan# 2564
 Delta R.T. -0.01 min
 Lab File: BG021131.D
 Acq: 28 Feb 2016 1:34

Tgt Ion	Resp	Lower	Upper
167	142160		
166	22.0	17.5	26.3
139	14.7	10.3	15.5

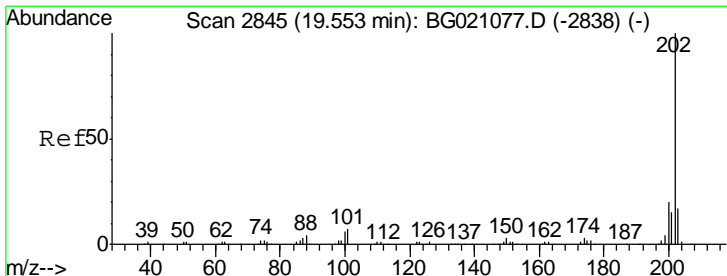
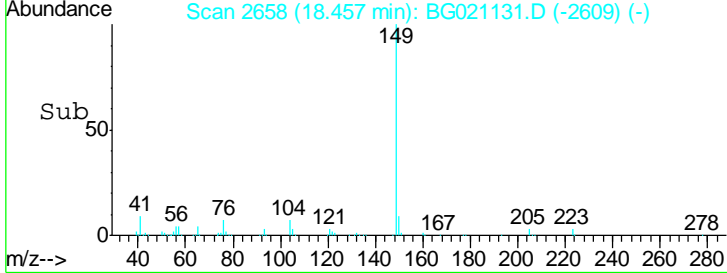
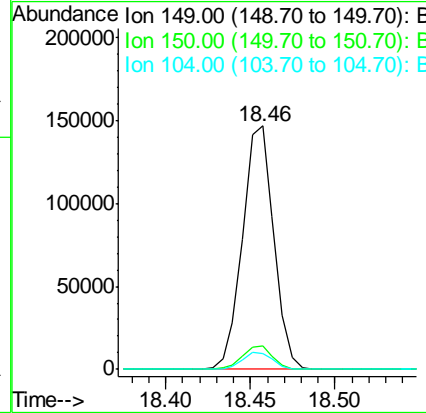
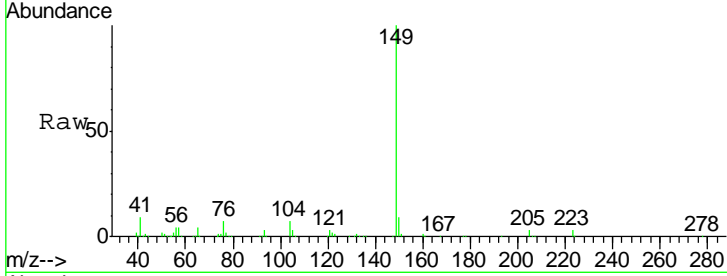




#73
 Di-n-butylphthalate
 Concen: 50.65 ng
 RT: 18.46 min Scan# 2658
 Delta R.T. -0.01 min
 Lab File: BG021131.D
 Acq: 28 Feb 2016 1:34

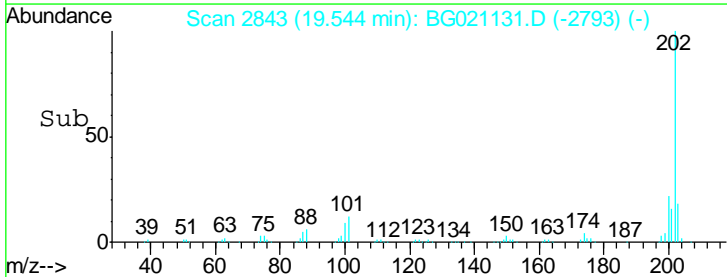
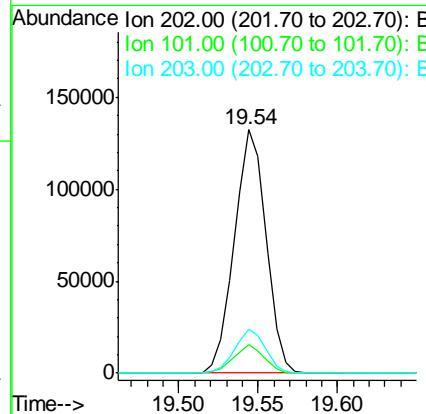
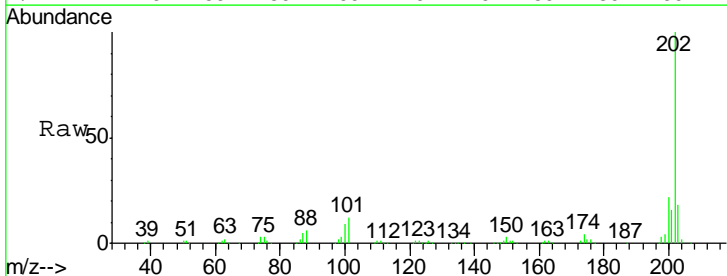
Instrument :
 BNA_G
 ClientSampled :
 PB88551BS


Tgt Ion	Resp	Lower	Upper
149	188375		
150	9.4	7.6	11.4
104	6.6	4.1	6.1#



#74
 Fluoranthene
 Concen: 44.96 ng
 RT: 19.54 min Scan# 2843
 Delta R.T. -0.01 min
 Lab File: BG021131.D
 Acq: 28 Feb 2016 1:34

Tgt Ion	Resp	Lower	Upper
202	183011		
101	11.7	0.0	32.5
203	18.0	0.0	37.6

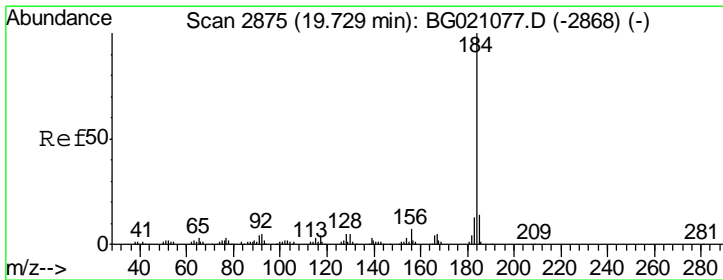
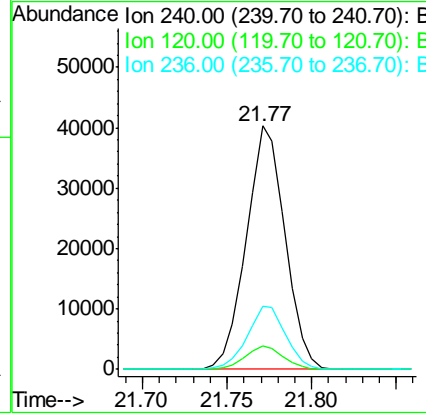
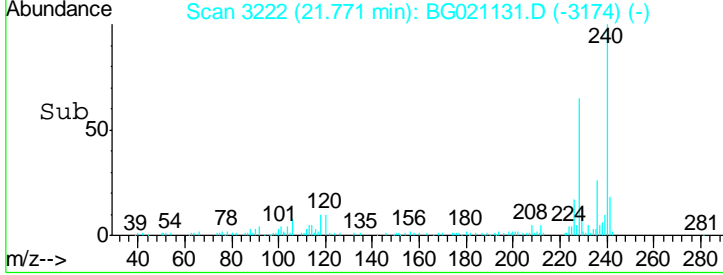
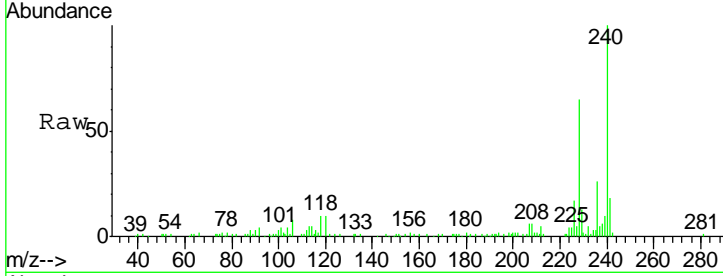




#75
 Chrysene-d12
 Concen: 20.00 ng
 RT: 21.77 min Scan# 3222
 Delta R.T. -0.02 min
 Lab File: BG021131.D
 Acq: 28 Feb 2016 1:34

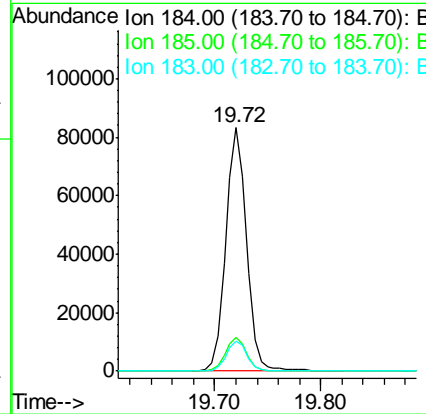
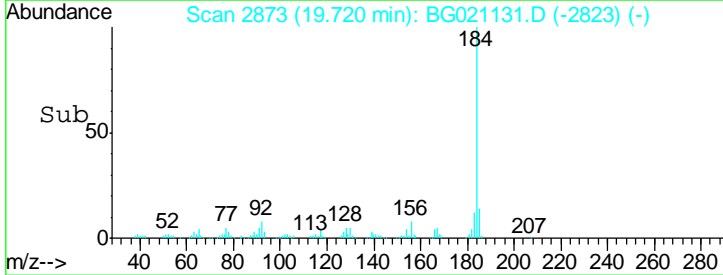
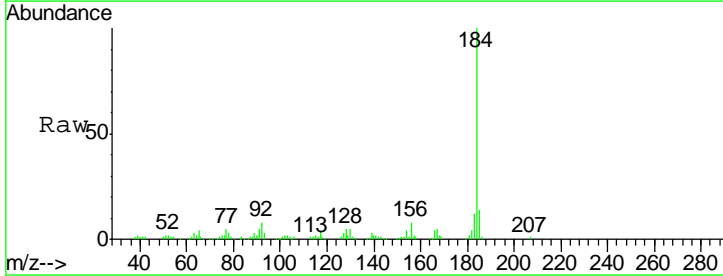
Instrument :
 BNA_G
 ClientSampled :
 PB88551BS

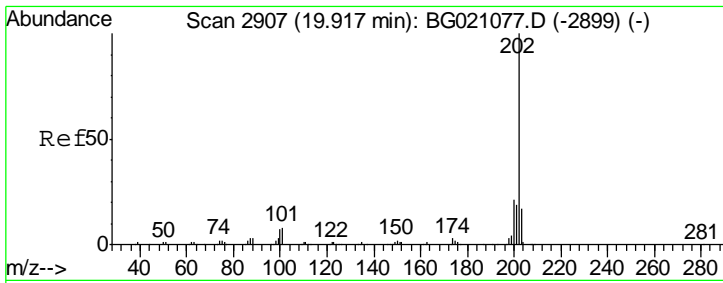
Tgt Ion	Resp	Lower	Upper
240	100		
120	9.8	7.5	11.3
236	25.8	20.5	30.7



#76
 Benzidine
 Concen: 67.20 ng
 RT: 19.72 min Scan# 2873
 Delta R.T. -0.01 min
 Lab File: BG021131.D
 Acq: 28 Feb 2016 1:34

Tgt Ion	Resp	Lower	Upper
184	100		
185	14.0	11.5	17.3
183	12.0	10.1	15.1

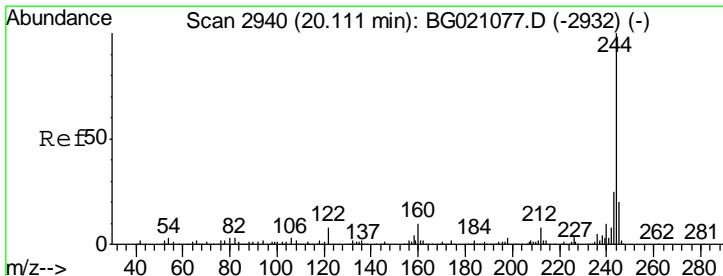
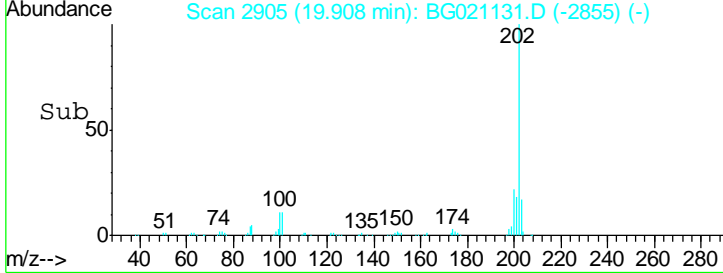
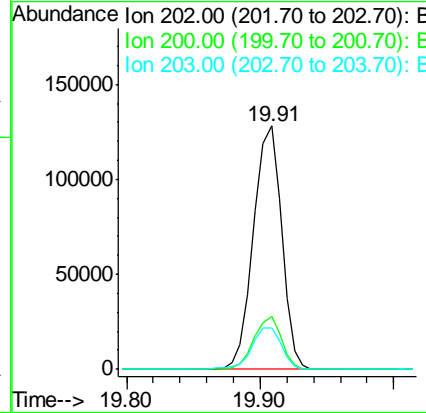
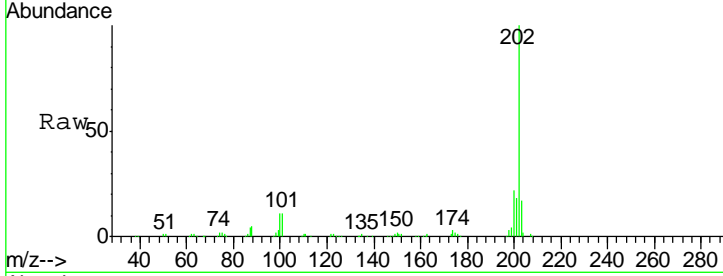




#77
 Pyrene
 Concen: 52.37 ng
 RT: 19.91 min Scan# 2905
 Delta R.T. -0.01 min
 Lab File: BG021131.D
 Acq: 28 Feb 2016 1:34

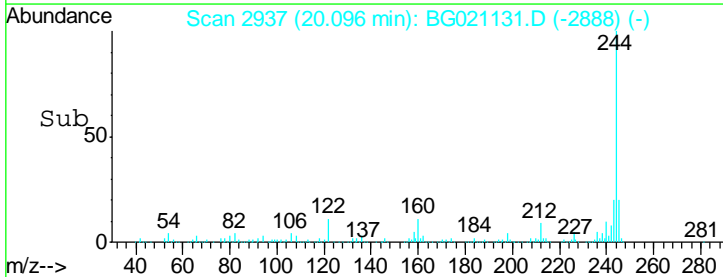
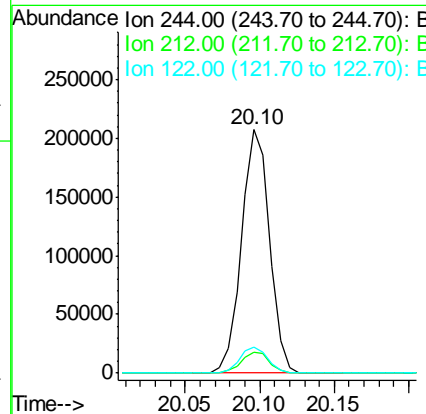
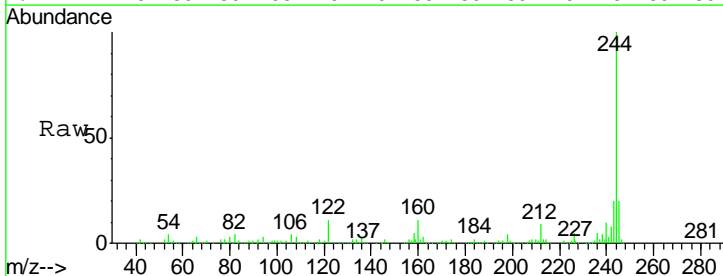
Instrument :
 BNA_G
 ClientSampled :
 PB88551BS

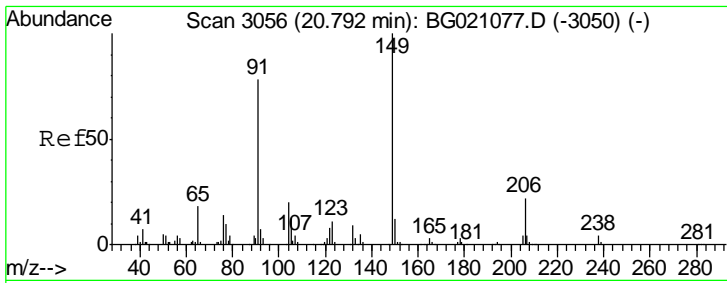
Tgt Ion	Resp	Lower	Upper
202	186167		
200	21.7	16.6	25.0
203	17.1	13.8	20.8



#78
 Terphenyl-d14
 Concen: 98.15 ng
 RT: 20.10 min Scan# 2937
 Delta R.T. -0.01 min
 Lab File: BG021131.D
 Acq: 28 Feb 2016 1:34

Tgt Ion	Resp	Lower	Upper
244	269625		
212	8.6	5.8	8.6
122	10.8	8.3	12.5

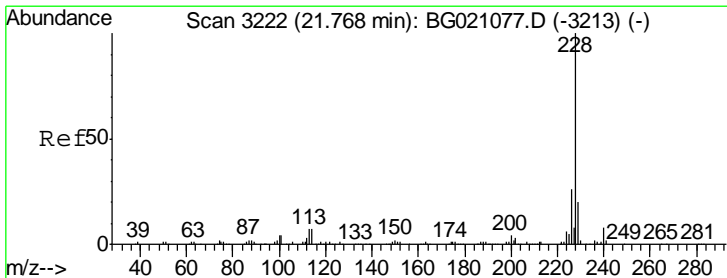
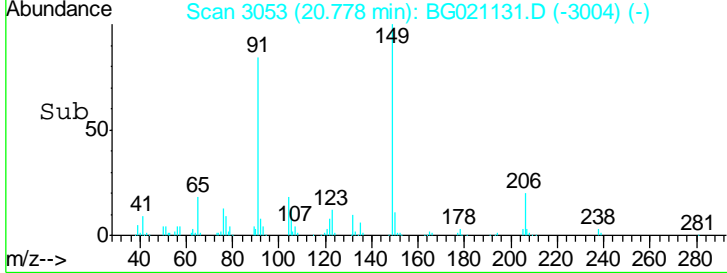
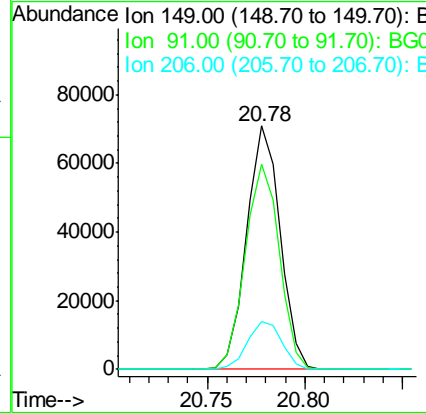
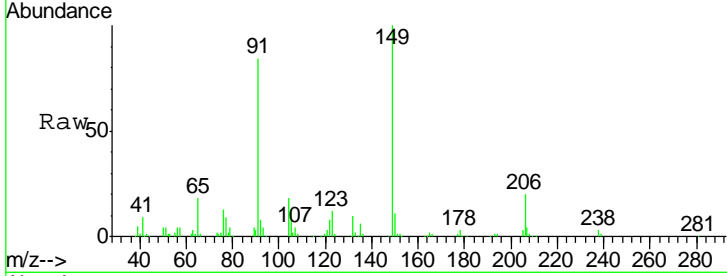




#79
 Butylbenzylphthalate
 Concen: 56.92 ng
 RT: 20.78 min Scan# 3053
 Delta R.T. -0.01 min
 Lab File: BG021131.D
 Acq: 28 Feb 2016 1:34

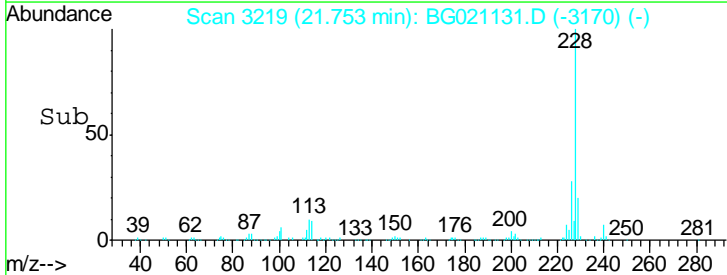
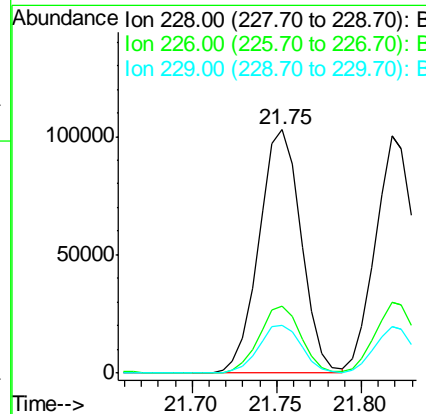
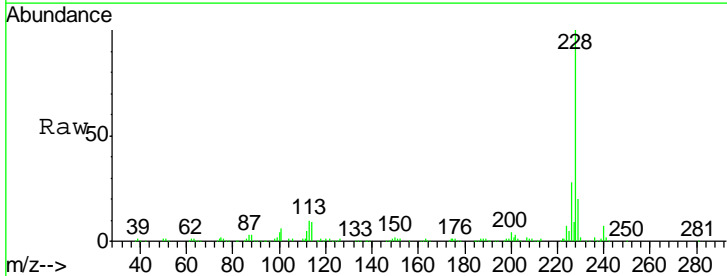
Instrument :
 BNA_G
 ClientSampled :
 PB88551BS

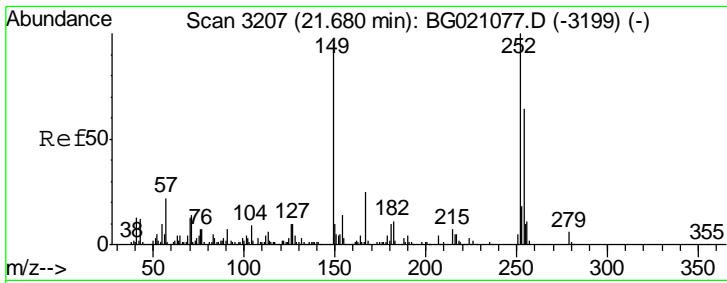
Tgt Ion	Resp	Lower	Upper
149	100		
91	84.2	58.6	87.8
206	19.6	14.2	21.4



#80
 Benzo(a)anthracene
 Concen: 48.34 ng
 RT: 21.75 min Scan# 3219
 Delta R.T. -0.01 min
 Lab File: BG021131.D
 Acq: 28 Feb 2016 1:34

Tgt Ion	Resp	Lower	Upper
228	100		
226	27.6	22.7	34.1
229	19.7	15.5	23.3

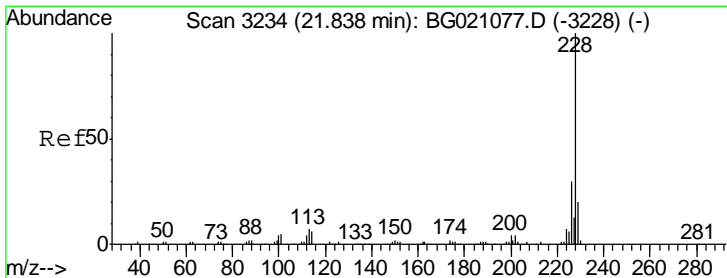
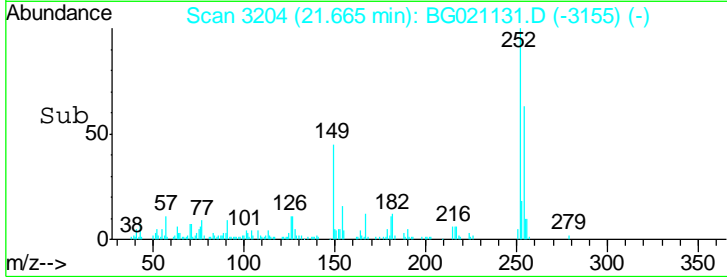
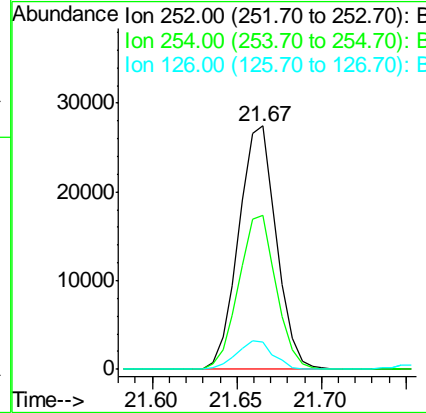
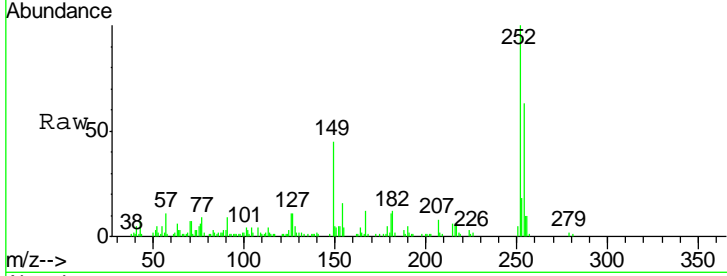




#81
 3,3'-Dichlorobenzidine
 Concen: 29.43 ng
 RT: 21.67 min Scan# 3204
 Delta R.T. -0.01 min
 Lab File: BG021131.D
 Acq: 28 Feb 2016 1:34

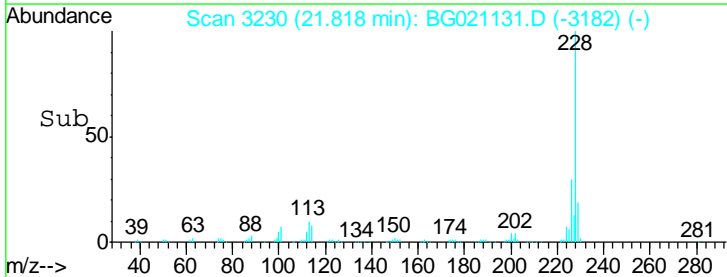
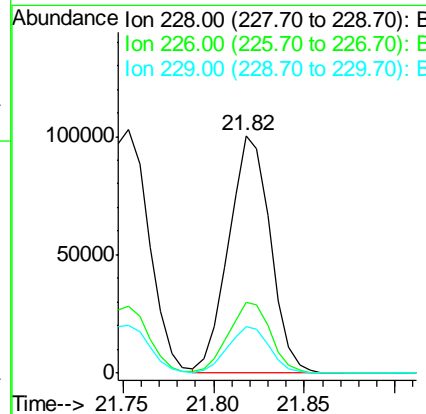
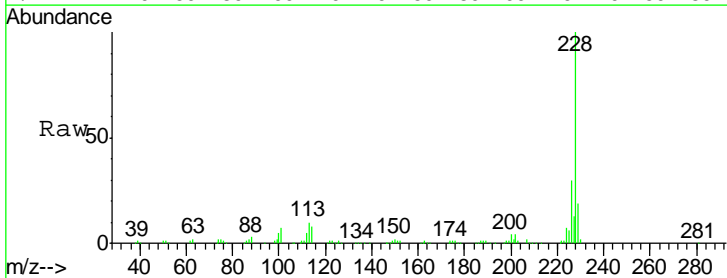
Instrument :
 BNA_G
 ClientSampled :
 PB88551BS

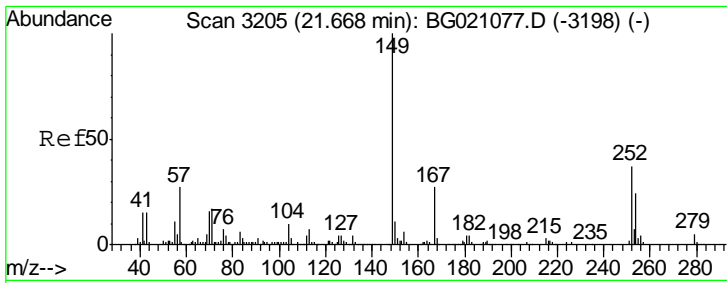
Tgt Ion	Resp	Lower	Upper
252	42532		
254	63.4	52.6	79.0
126	11.0	8.3	12.5



#82
 Chrysene
 Concen: 44.96 ng
 RT: 21.82 min Scan# 3230
 Delta R.T. -0.02 min
 Lab File: BG021131.D
 Acq: 28 Feb 2016 1:34

Tgt Ion	Resp	Lower	Upper
228	159953		
226	29.8	23.7	35.5
229	19.5	16.7	25.1

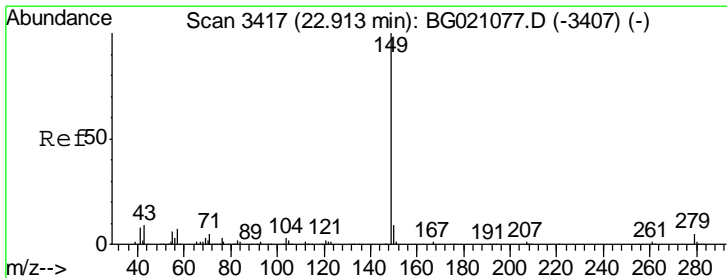
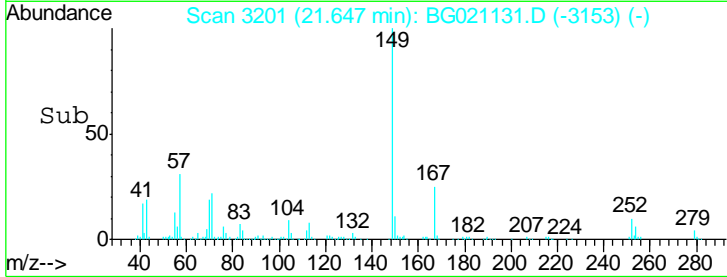
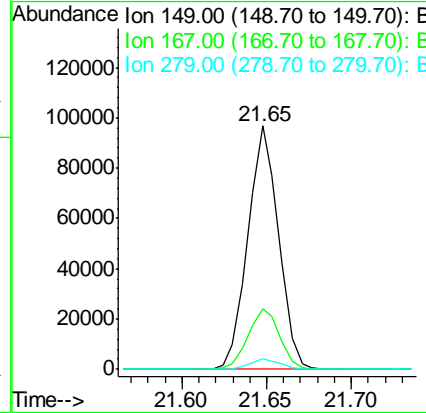
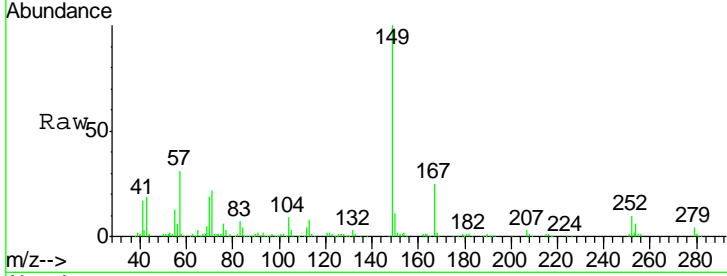




#83
 Bis(2-ethylhexyl)phthalate
 Concen: 53.46 ng
 RT: 21.65 min Scan# 3201
 Delta R.T. -0.02 min
 Lab File: BG021131.D
 Acq: 28 Feb 2016 1:34

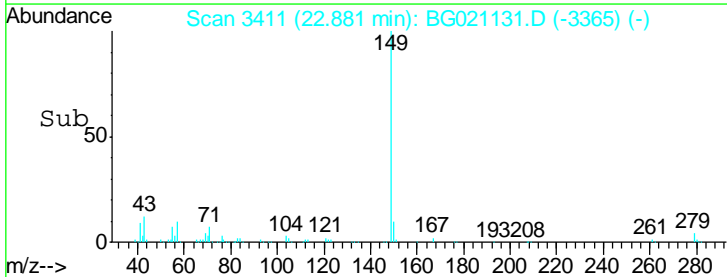
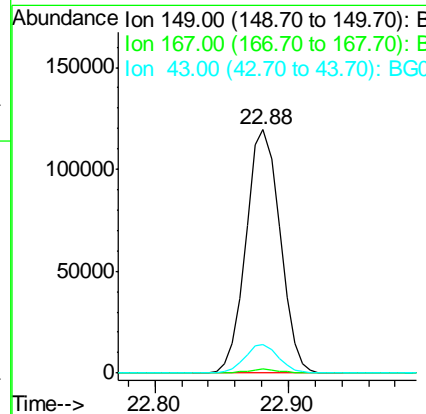
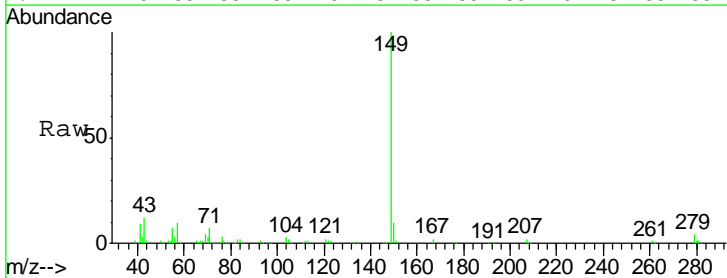
Instrument :
 BNA_G
 ClientSampled :
 PB88551BS

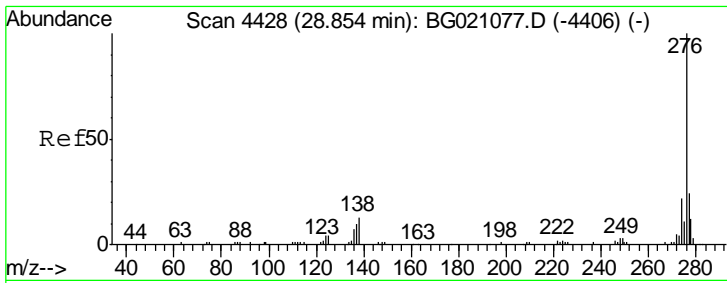
Tgt Ion	Resp	Lower	Upper
149	122487		
167	24.9	18.9	28.3
279	4.3	3.0	4.6



#84
 Di-n-octyl phthalate
 Concen: 54.70 ng
 RT: 22.88 min Scan# 3411
 Delta R.T. -0.03 min
 Lab File: BG021131.D
 Acq: 28 Feb 2016 1:34

Tgt Ion	Resp	Lower	Upper
149	210018		
167	1.4	1.1	1.7
43	11.6	9.8	14.8

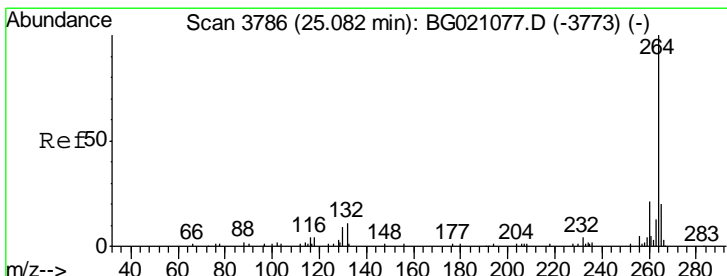
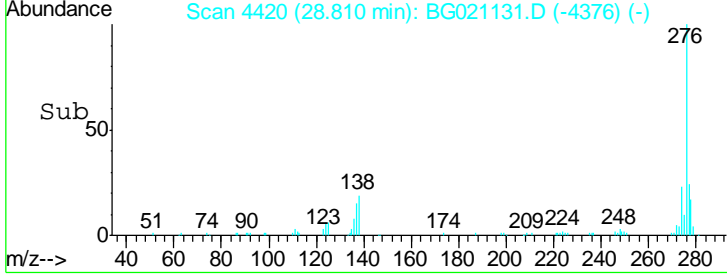
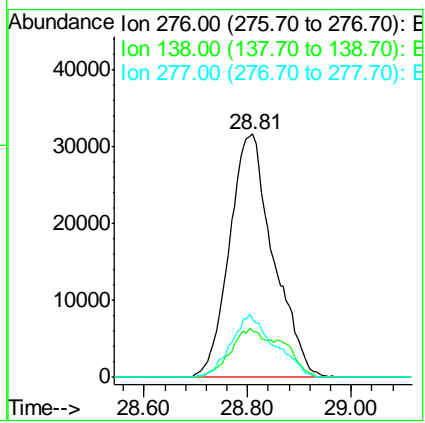
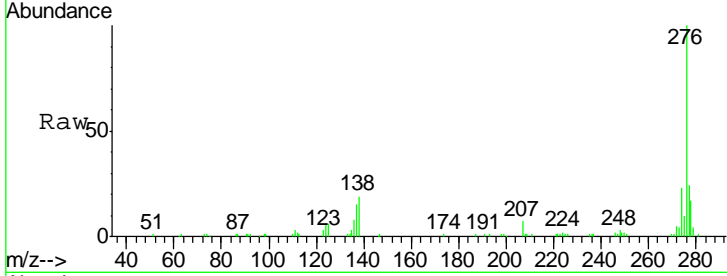




#85
 Indeno(1,2,3-cd)pyrene
 Concen: 43.49 ng
 RT: 28.81 min Scan# 4420
 Delta R.T. -0.04 min
 Lab File: BG021131.D
 Acq: 28 Feb 2016 1:34


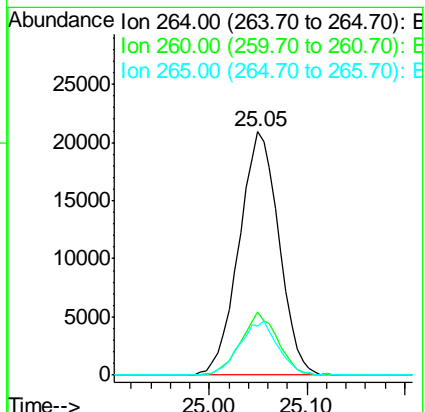
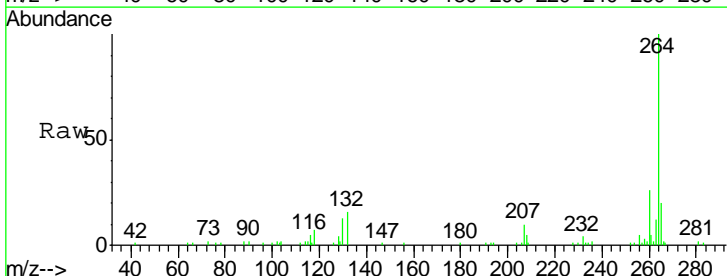
Instrument :
 BNA_G
 ClientSampled :
 PB88551BS

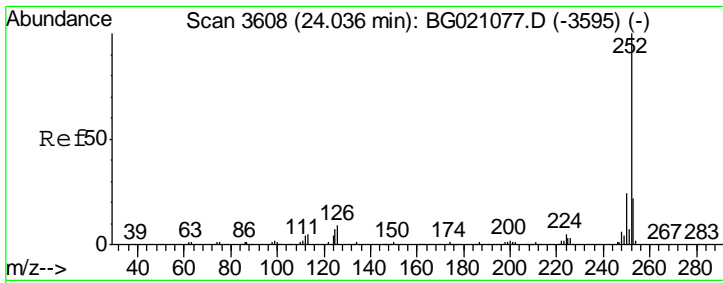
Tgt Ion	Resp	Lower	Upper
276	186526		
138	17.2	0.0	0.0#
277	25.6	0.0	0.0#



#86
 Perylene-d12
 Concen: 20.00 ng
 RT: 25.05 min Scan# 3780
 Delta R.T. -0.03 min
 Lab File: BG021131.D
 Acq: 28 Feb 2016 1:34

Tgt Ion	Resp	Lower	Upper
264	59270		
260	25.7	18.5	27.7
265	20.2	18.6	28.0

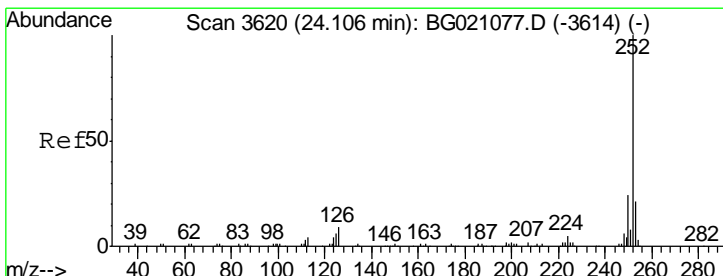
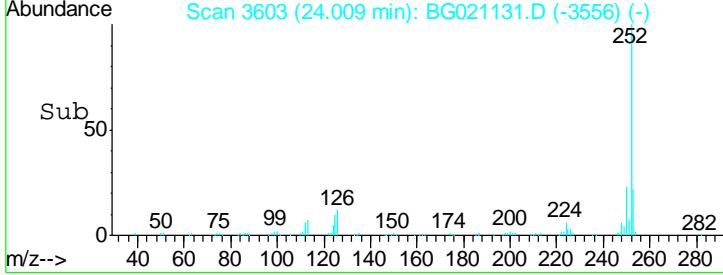
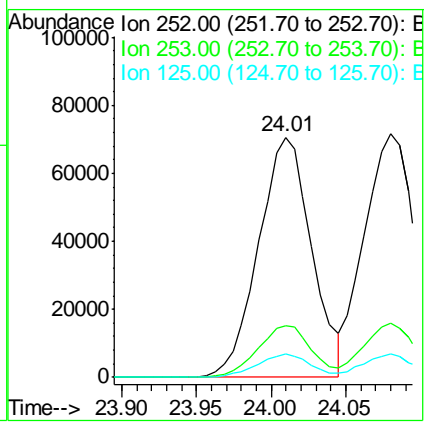
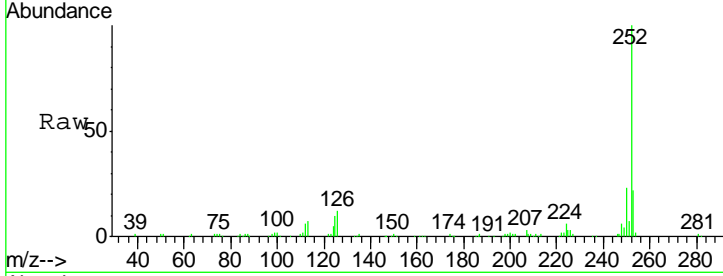




#87
 Benzo(b)fluoranthene
 Concen: 47.03 ng
 RT: 24.01 min Scan# 3603
 Delta R.T. -0.03 min
 Lab File: BG021131.D
 Acq: 28 Feb 2016 1:34

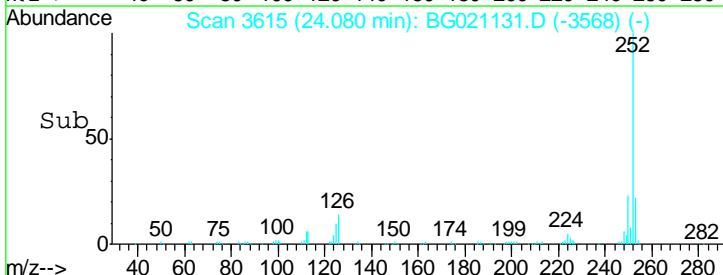
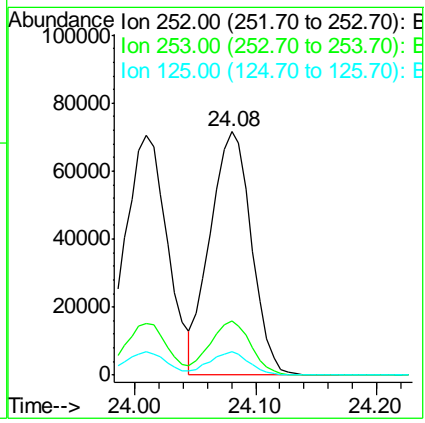
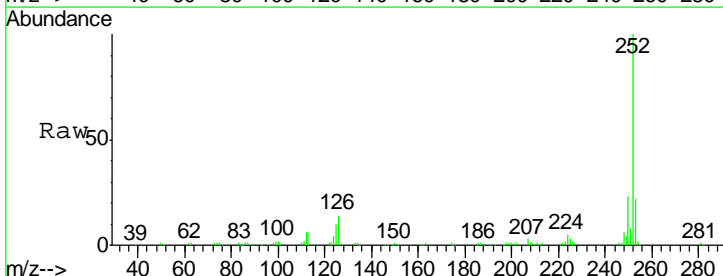
Instrument :
 BNA_G
 Client Sampled :
 PB88551BS

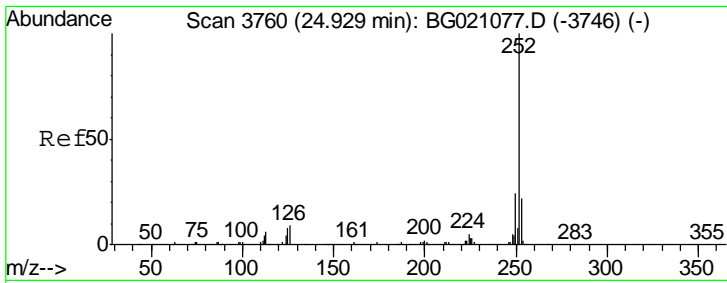
Tgt Ion	Resp	Lower	Upper
252	174253		
253	21.8	16.8	25.2
125	9.8	8.2	12.2



#88
 Benzo(k)fluoranthene
 Concen: 46.38 ng
 RT: 24.08 min Scan# 3615
 Delta R.T. -0.03 min
 Lab File: BG021131.D
 Acq: 28 Feb 2016 1:34

Tgt Ion	Resp	Lower	Upper
252	169379		
253	22.3	16.4	24.6
125	9.7	8.2	12.2

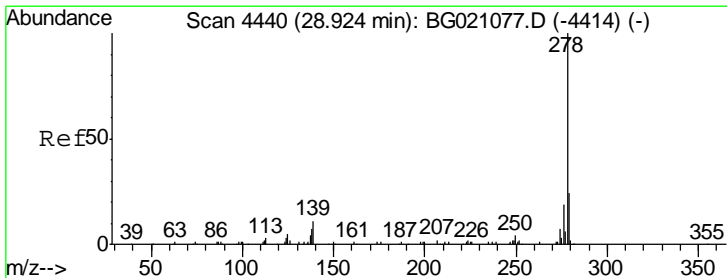
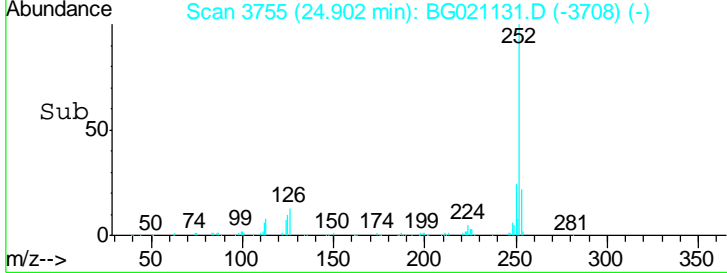
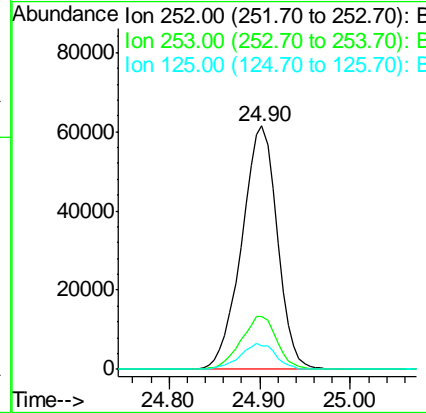
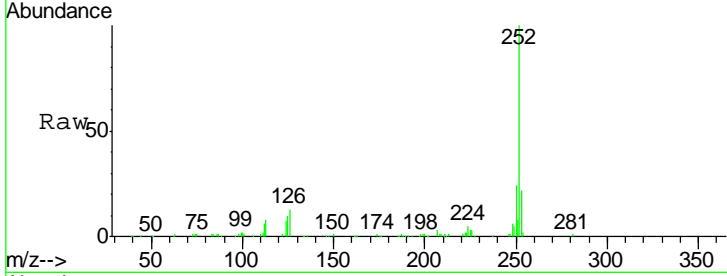




#89
 Benzo(a)pyrene
 Concen: 47.06 ng
 RT: 24.90 min Scan# 3755
 Delta R.T. -0.03 min
 Lab File: BG021131.D
 Acq: 28 Feb 2016 1:34

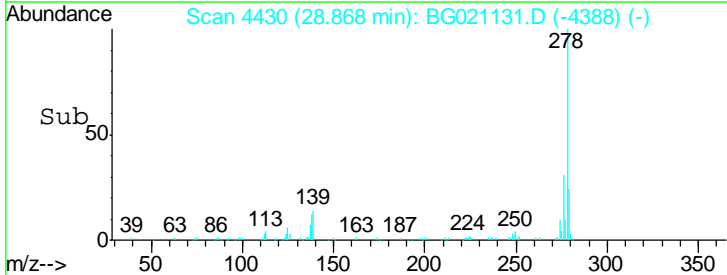
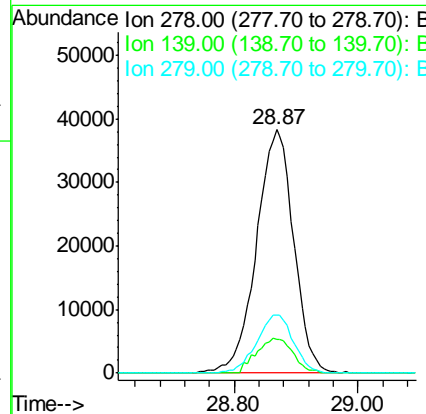
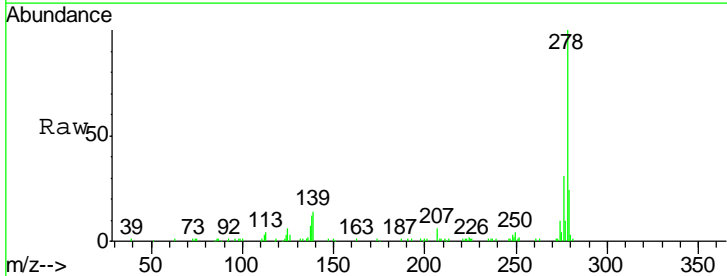
Instrument :
 BNA_G
 ClientSampled :
 PB88551BS

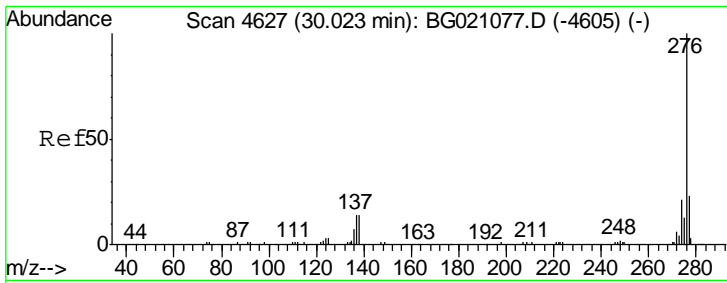
Tgt Ion	Resp	Lower	Upper
252	167375		
253	21.8	15.8	23.8
125	9.7	8.4	12.6



#90
 Dibenzo(a,h)anthracene
 Concen: 44.35 ng
 RT: 28.87 min Scan# 4430
 Delta R.T. -0.06 min
 Lab File: BG021131.D
 Acq: 28 Feb 2016 1:34

Tgt Ion	Resp	Lower	Upper
278	159013		
139	13.9	10.6	15.8
279	24.0	19.7	29.5





#91
 Benzo(g,h,i)perylene
 Concen: 43.85 ng
 RT: 29.97 min Scan# 4618
 Delta R.T. -0.05 min
 Lab File: BG021131.D
 Acq: 28 Feb 2016 1:34

Instrument :
 BNA_G
 ClientSampleId :
 PB88551BS

Tgt Ion: 276 Resp: 151420

Ion	Ratio	Lower	Upper
276	100		
277	22.7	16.6	25.0
138	19.2	14.6	21.8

