

Data Path : Z:\HPCHEM1\BNA G\DATA\BG030116\
 Data File : BG021191.D
 Acq On : 1 Mar 2016 19:45
 Operator : UM/SJ
 Sample : SSTDCCC040
 Misc :
 ALS Vial : 2 Sample Multiplier: 1

Instrument :
 BNA_G
 ClientSampleId :
 SSTDCCC040

Quant Time: Mar 02 00:03:44 2016
 Quant Method : Z:\HPCHEM1\BNA G\METHODS\8270-BG022916.M
 Quant Title : ASP BNA STANDARDS FOR 5 POINT CALIBRATION
 QLast Update : Mon Feb 29 17:40:25 2016
 Response via : Initial Calibration

Internal Standards	R.T.	QIon	Response	Conc	Units	Dev(Min)
1) 1,4-Dichlorobenzene-d4	8.14	152	8634	20.00	ng	-0.01
21) Naphthalene-d8	10.96	136	45424	20.00	ng	0.00
38) Acenaphthene-d10	14.75	164	29431	20.00	ng	0.00
63) Phenanthrene-d10	17.49	188	69560	20.00	ng	0.00
75) Chrysene-d12	21.75	240	69936	20.00	ng	-0.01
86) Perylene-d12	25.02	264	65089	20.00	ng	-0.03

System Monitoring Compounds

5) 2-Fluorophenol	5.69	112	45378	83.55	ng	-0.01
7) Phenol-d6	7.29	99	73784	82.62	ng	0.00
23) Nitrobenzene-d5	9.31	82	87456	81.47	ng	-0.01
41) 2,4,6-Tribromophenol	16.23	330	25224	82.38	ng	0.00
44) 2-Fluorobiphenyl	13.39	172	166181	80.18	ng	0.00
78) Terphenyl-d14	20.08	244	239194	82.86	ng	-0.01

Target Compounds

Target Compounds	R.T.	QIon	Response	Conc	Units	Qvalue
2) 1,4-Dioxane	3.58	88	10234	41.96	ng	# 89
3) Pyridine	3.98	79	33446	43.38	ng	94
4) n-Nitrosodimethylamine	3.90	42	15370	39.57	ng	98
6) Aniline	7.47	93	48121	40.65	ng	# 87
8) 2-Chlorophenol	7.71	128	27666	41.55	ng	84
9) Benzaldehyde	7.28	77	21857	39.18	ng	# 80
10) Phenol	7.32	94	39650	41.65	ng	82
11) bis(2-Chloroethyl)ether	7.56	93	29819	40.64	ng	93
12) 1,3-Dichlorobenzene	8.03	146	27915	40.89	ng	# 89
13) 1,4-Dichlorobenzene	8.18	146	28712	40.85	ng	93
14) 1,2-Dichlorobenzene	8.50	146	27591	41.16	ng	96
15) Benzyl Alcohol	8.37	79	34372	42.15	ng	# 85
16) 2,2'-oxybis(1-Chloropropan	8.67	45	51575	40.71	ng	98
17) 2-Methylphenol	8.57	107	27012	41.01	ng	# 89
18) Hexachloroethane	9.23	117	11963	40.64	ng	97
19) n-Nitroso-di-n-propylamine	8.94	70	34199	41.45	ng	# 92
20) 3+4-Methylphenols	8.90	107	38323	41.08	ng	93
22) Acetophenone	8.97	105	54946	40.65	ng	# 92
24) Nitrobenzene	9.35	77	47368	40.43	ng	# 87
25) Isophorone	9.87	82	97944	42.10	ng	94
26) 2-Nitrophenol	10.07	139	18338	42.97	ng	# 71
27) 2,4-Dimethylphenol	10.11	122	31036	40.54	ng	88
28) bis(2-Chloroethoxy)methane	10.35	93	43012	39.82	ng	99
29) 2,4-Dichlorophenol	10.59	162	27253	39.51	ng	96
30) 1,2,4-Trichlorobenzene	10.82	180	27120	38.98	ng	95
31) Naphthalene	11.01	128	94654	39.97	ng	99
32) Benzoic acid	10.22	122	18988	31.44	ng	87
33) 4-Chloroaniline	11.11	127	43704	40.01	ng	# 88
34) Hexachlorobutadiene	11.28	225	17061	40.29	ng	97
35) Caprolactam	11.88	113	14502	43.12	ng	# 80
36) 4-Chloro-3-methylphenol	12.21	107	42925	41.02	ng	85
37) 2-Methylnaphthalene	12.60	142	66975	39.72	ng	# 95
39) 1,2,4,5-Tetrachlorobenzene	12.96	216	35984	40.72	ng	# 98
40) Hexachlorocyclopentadiene	12.94	237	21070	43.48	ng	96

Data Path : Z:\HPCHEM1\BNA G\DATA\BG030116\
 Data File : BG021191.D
 Acq On : 1 Mar 2016 19:45
 Operator : UM/SJ
 Sample : SSTDCCC040
 Misc :
 ALS Vial : 2 Sample Multiplier: 1

Instrument :
 BNA_G
 ClientSampleId :
 SSTDCCC040

Quant Time: Mar 02 00:03:44 2016
 Quant Method : Z:\HPCHEM1\BNA G\METHODS\8270-BG022916.M
 Quant Title : ASP BNA STANDARDS FOR 5 POINT CALIBRATION
 QLast Update : Mon Feb 29 17:40:25 2016
 Response via : Initial Calibration

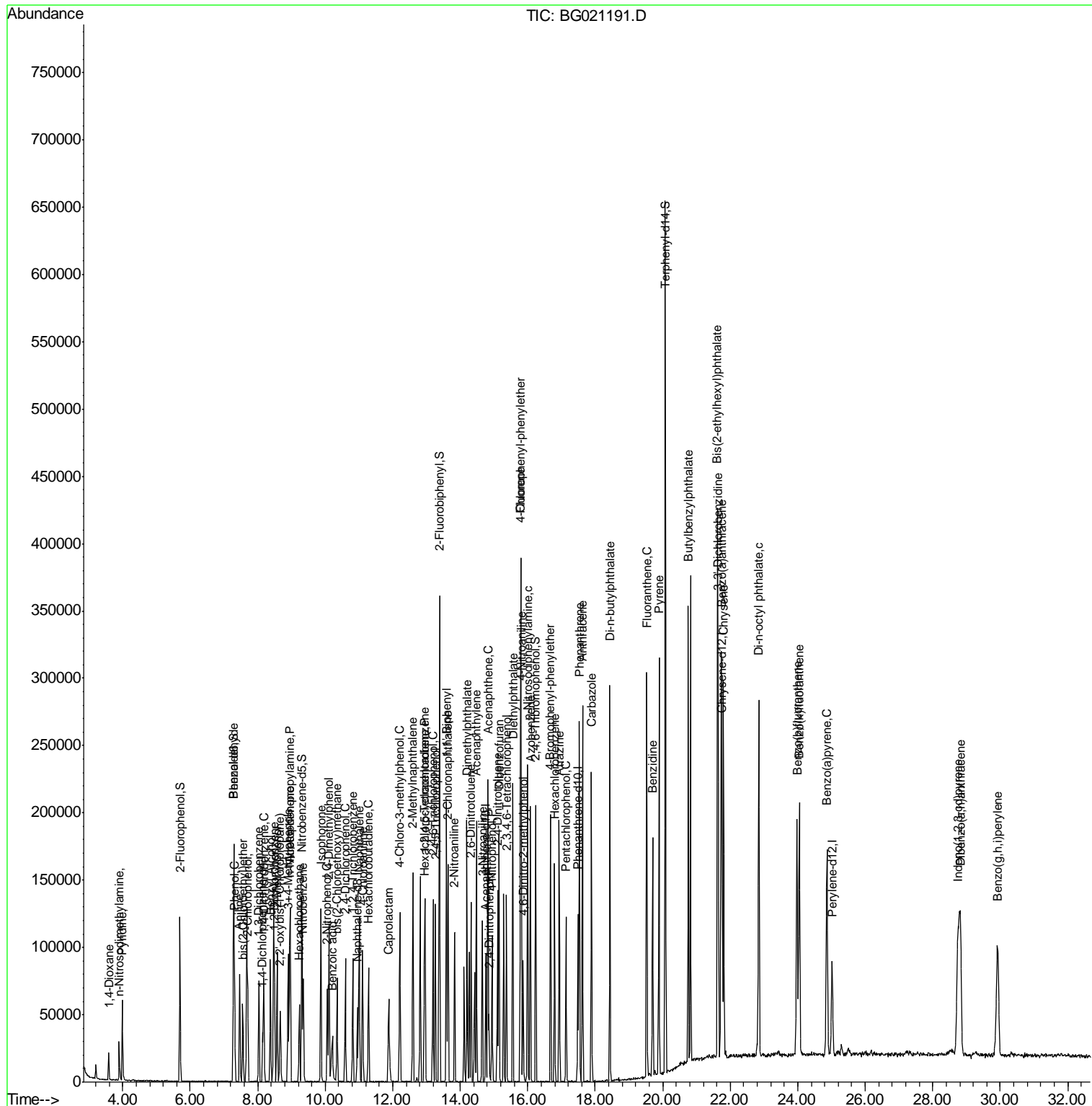
Internal Standards	R.T.	QIon	Response	Conc	Units	Dev(Min)
42) 2,4,6-Trichlorophenol	13.19	196	27272	41.09	ng	94
43) 2,4,5-Trichlorophenol	13.26	196	28803	40.58	ng #	89
45) 1,1'-Biphenyl	13.59	154	98339	40.63	ng	96
46) 2-Chloronaphthalene	13.64	162	74101	40.78	ng	98
47) 2-Nitroaniline	13.83	65	36858	41.62	ng #	67
48) Acenaphthylene	14.48	152	125874	40.92	ng	98
49) Dimethylphthalate	14.20	163	106603	40.64	ng	97
50) 2,6-Dinitrotoluene	14.33	165	22792	41.53	ng #	72
51) Acenaphthene	14.82	154	79484	40.70	ng	99
52) 3-Nitroaniline	14.65	138	25336	41.61	ng #	66
53) 2,4-Dinitrophenol	14.85	184	9183	34.04	ng #	70
54) Dibenzofuran	15.15	168	104331	40.01	ng	91
55) 4-Nitrophenol	14.94	139	21260	42.10	ng #	53
56) 2,4-Dinitrotoluene	15.11	165	33203	42.00	ng #	77
57) Fluorene	15.80	166	98948	39.82	ng	98
58) 2,3,4,6-Tetrachlorophenol	15.37	232	23307	41.05	ng #	93
59) Diethylphthalate	15.56	149	117749	40.62	ng	98
60) 4-Chlorophenyl-phenylether	15.78	204	50033	40.33	ng	96
61) 4-Nitroaniline	15.81	138	26785	41.19	ng #	59
62) Azobenzene	16.08	77	125832	40.41	ng	93
64) 4,6-Dinitro-2-methylphenol	15.86	198	16380	35.39	ng	90
65) n-Nitrosodiphenylamine	16.00	169	87913	41.10	ng	93
66) 4-Bromophenyl-phenylether	16.68	248	29954	41.20	ng #	83
67) Hexachlorobenzene	16.79	284	29038	41.15	ng #	85
68) Atrazine	16.94	200	31155	42.54	ng	97
69) Pentachlorophenol	17.13	266	17630	38.25	ng	89
70) Phenanthrene	17.53	178	153274	40.83	ng	99
71) Anthracene	17.62	178	155449	40.47	ng	98
72) Carbazole	17.89	167	138942	40.79	ng	97
73) Di-n-butylphthalate	18.43	149	193386	40.38	ng #	98
74) Fluoranthene	19.53	202	173407	39.32	ng	100
76) Benzidine	19.70	184	90321	46.16	ng	99
77) Pyrene	19.89	202	174034	41.71	ng	98
79) Butylbenzylphthalate	20.76	149	88140	41.40	ng #	85
80) Benzo(a)anthracene	21.73	228	167028	40.34	ng	98
81) 3,3'-Dichlorobenzidine	21.64	252	65902	42.06	ng	94
82) Chrysene	21.80	228	158086	40.29	ng	97
83) Bis(2-ethylhexyl)phthalate	21.62	149	128157	41.07	ng	98
84) Di-n-octyl phthalate	22.85	149	216181	41.59	ng	98
85) Indeno(1,2,3-cd)pyrene	28.76	276	181485	40.34	ng #	100
87) Benzo(b)fluoranthene	23.98	252	165306	40.38	ng	99
88) Benzo(k)fluoranthene	24.04	252	159321	38.86	ng	98
89) Benzo(a)pyrene	24.87	252	155863	39.38	ng	96
90) Dibenzo(a,h)anthracene	28.82	278	153459	39.19	ng #	97
91) Benzo(g,h,i)perylene	29.92	276	146286	38.67	ng	93

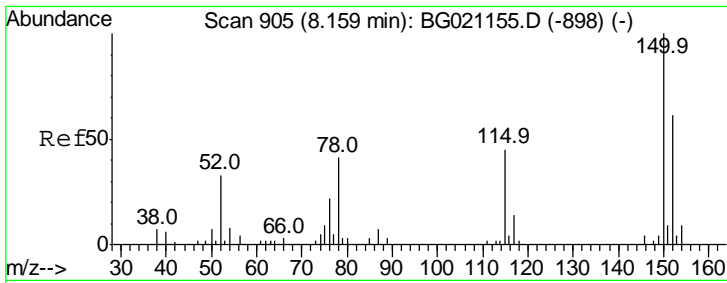
(#) = qualifier out of range (m) = manual integration (+) = signals summed

Data Path : Z:\HPCHEM1\BNA G\DATA\BG030116\
 Data File : BG021191.D
 Acq On : 1 Mar 2016 19:45
 Operator : UM/SJ
 Sample : SSTDCCC040
 Misc :
 ALS Vial : 2 Sample Multiplier: 1

Instrument :
 BNA_G
 Client Sampled :
 SSTDCCC040

Quant Time: Mar 02 00:03:44 2016
 Quant Method : Z:\HPCHEM1\BNA G\METHODS\8270-BG022916.M
 Quant Title : ASP BNA STANDARDS FOR 5 POINT CALIBRATION
 QLast Update : Mon Feb 29 17:40:25 2016
 Response via : Initial Calibration

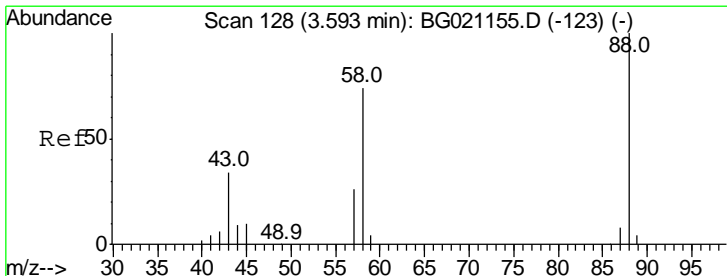
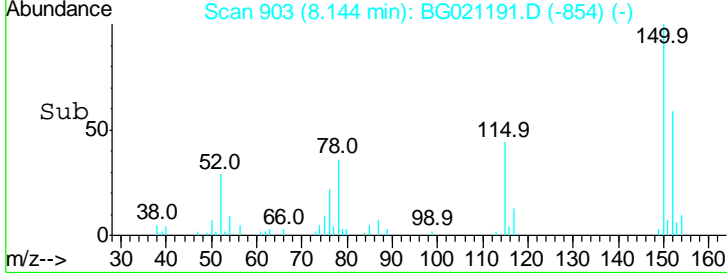
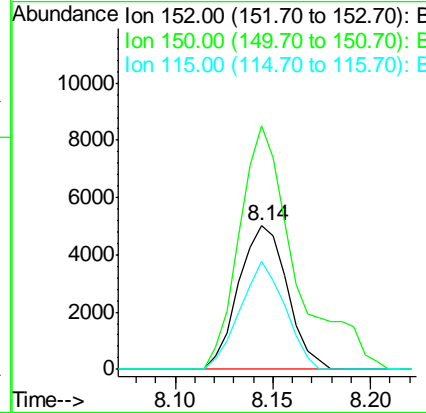
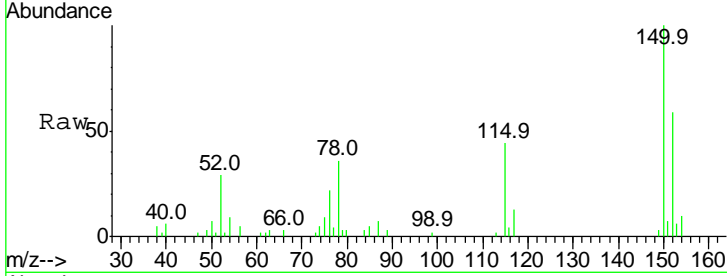




#1
 1,4-Dichlorobenzene-d4
 Concen: 20.00 ng
 RT: 8.14 min Scan# 903
 Delta R.T. -0.01 min
 Lab File: BG021191.D
 Acq: 1 Mar 2016 19:45

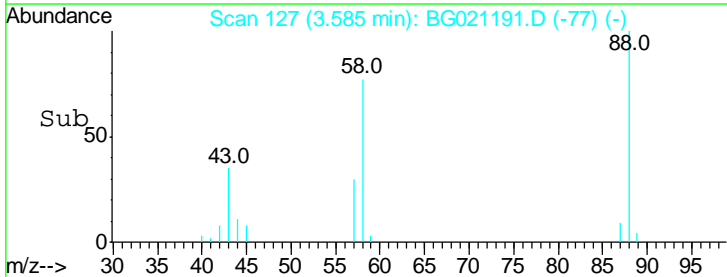
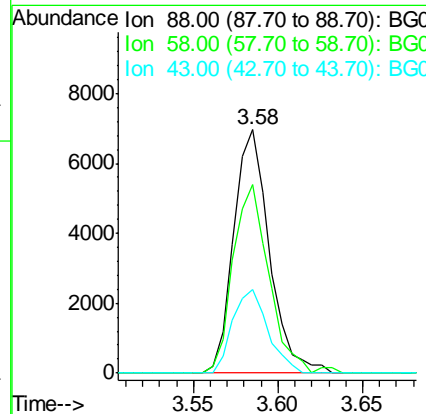
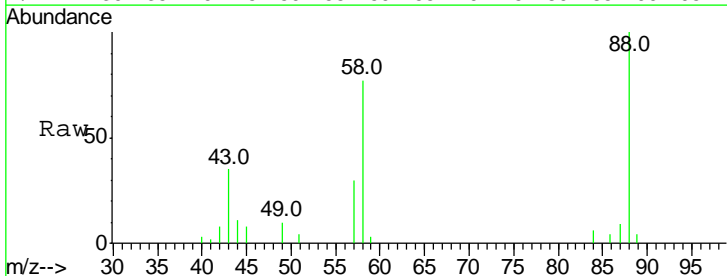
Instrument :
 BNA_G
ClientSampleId :
 SSTDCCC040

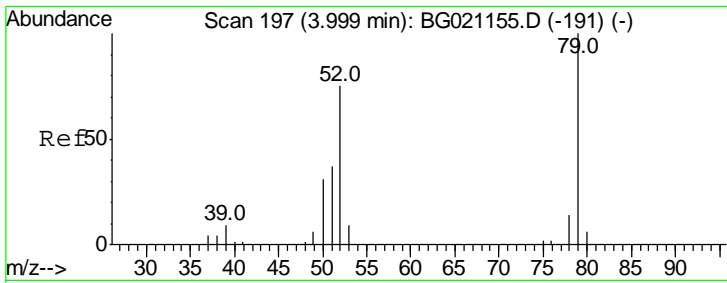
Tgt Ion	Resp	Lower	Upper
152	100		
150	170.0	123.4	185.2
115	75.0	43.3	64.9#



#2
 1,4-Dioxane
 Concen: 41.96 ng
 RT: 3.58 min Scan# 127
 Delta R.T. -0.01 min
 Lab File: BG021191.D
 Acq: 1 Mar 2016 19:45

Tgt Ion	Resp	Lower	Upper
88	100		
58	78.3	55.9	83.9
43	33.9	22.5	33.7#

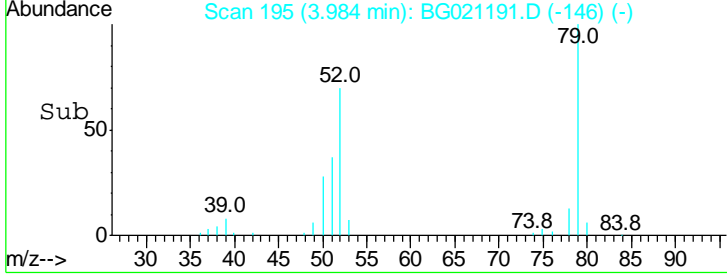
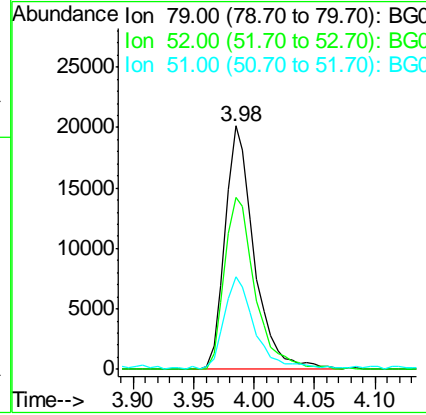
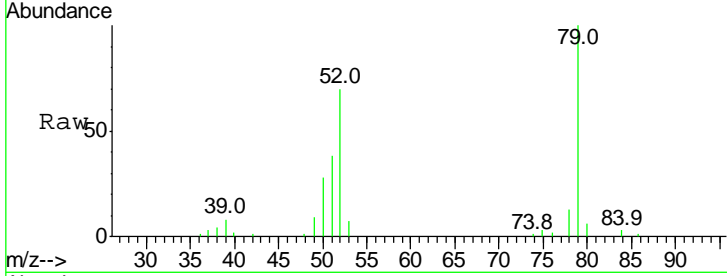




#3
 Pyridine
 Concen: 43.38 ng
 RT: 3.98 min Scan# 195
 Delta R.T. -0.01 min
 Lab File: BG021191.D
 Acq: 1 Mar 2016 19:45

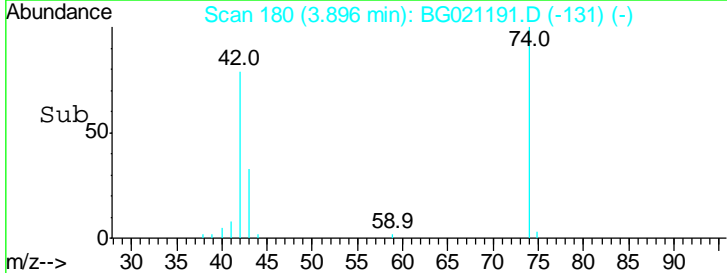
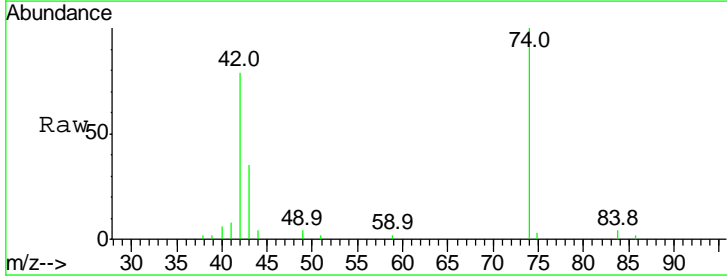
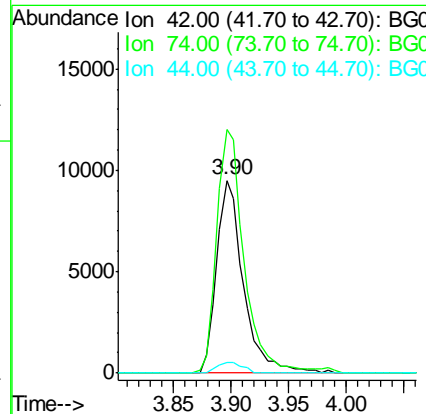
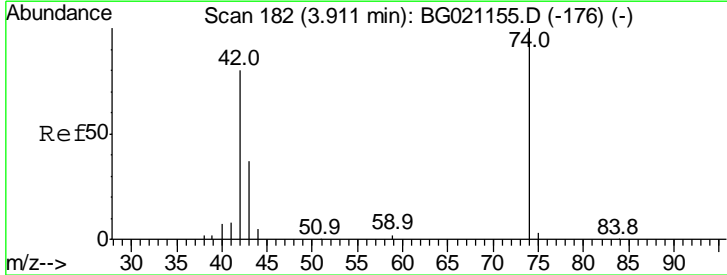
Instrument :
 BNA_G
ClientSampleId :
 SSTDCCC040

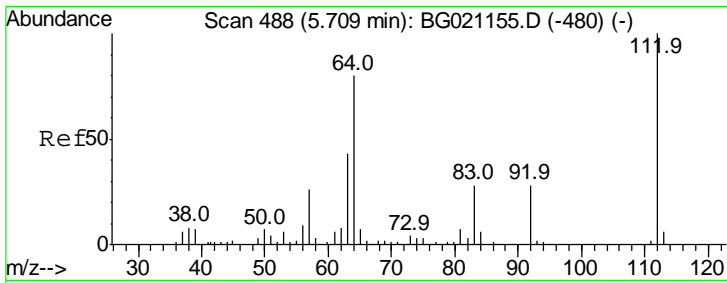
Tgt Ion	Resp	Lower	Upper
79	100		
52	70.4	53.2	79.8
51	37.8	26.1	39.1



#4
 n-Nitrosodimethylamine
 Concen: 39.57 ng
 RT: 3.90 min Scan# 180
 Delta R.T. -0.01 min
 Lab File: BG021191.D
 Acq: 1 Mar 2016 19:45

Tgt Ion	Resp	Lower	Upper
42	100		
74	126.2	102.3	153.5
44	5.4	4.8	7.2

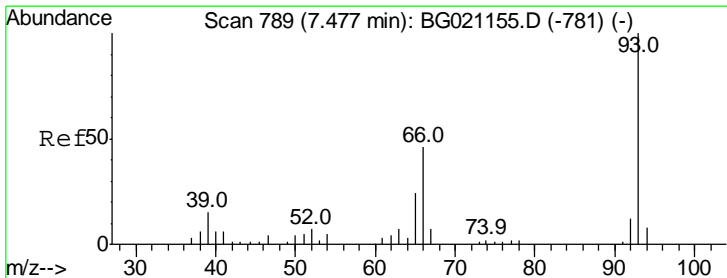
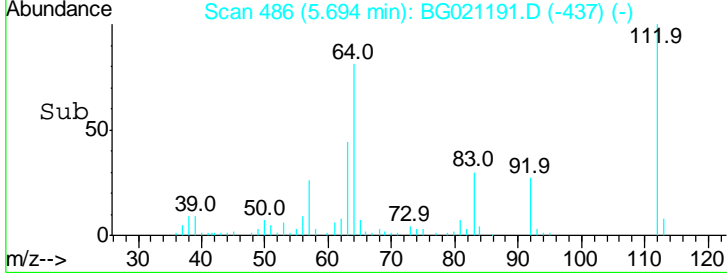
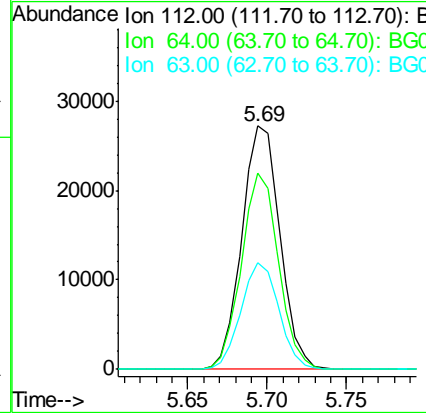
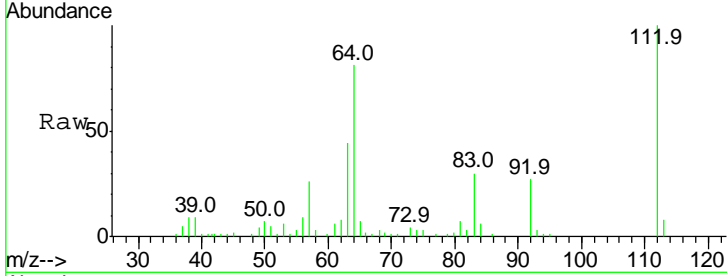




#5
 2-Fluorophenol
 Concen: 83.55 ng
 RT: 5.69 min Scan# 486
 Delta R.T. -0.01 min
 Lab File: BG021191.D
 Acq: 1 Mar 2016 19:45

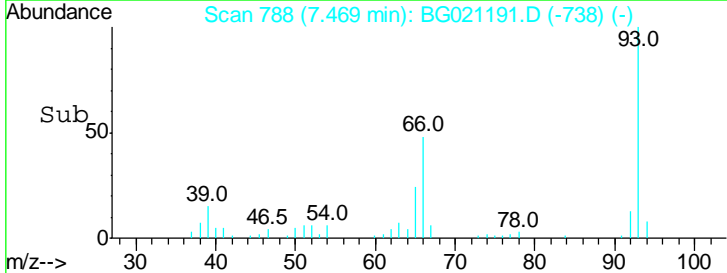
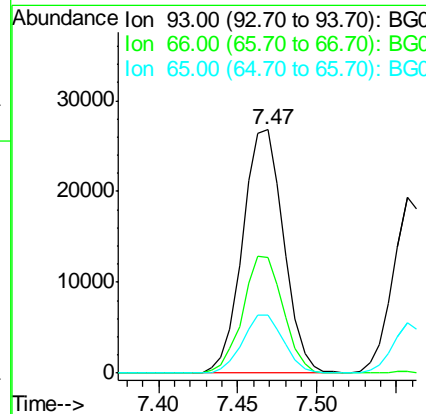
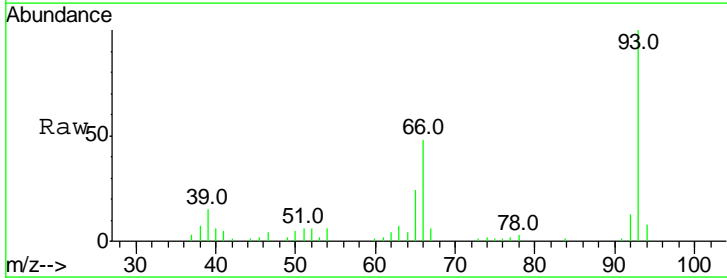
Instrument :
 BNA_G
ClientSampleId :
 SSTDCCC040

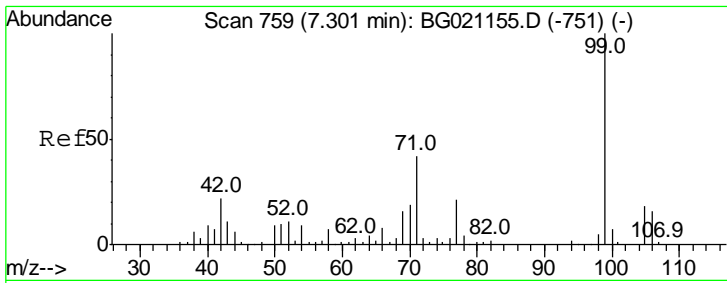
Tgt Ion	Resp	Lower	Upper
112	100		
64	80.6	42.6	63.8#
63	43.6	21.7	32.5#



#6
 Aniline
 Concen: 40.65 ng
 RT: 7.47 min Scan# 788
 Delta R.T. -0.01 min
 Lab File: BG021191.D
 Acq: 1 Mar 2016 19:45

Tgt Ion	Resp	Lower	Upper
93	100		
66	47.5	30.1	45.1#
65	24.1	16.6	24.8

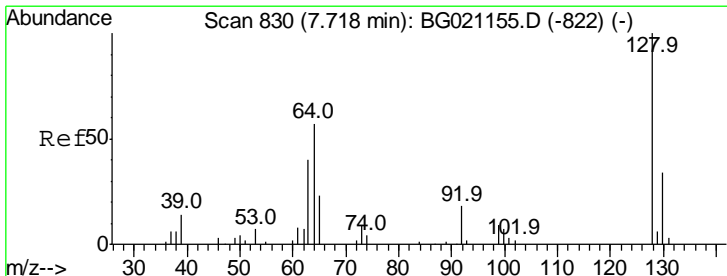
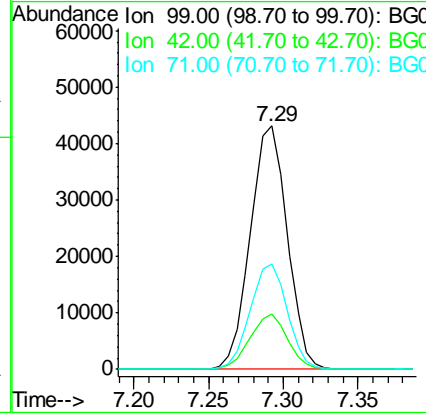
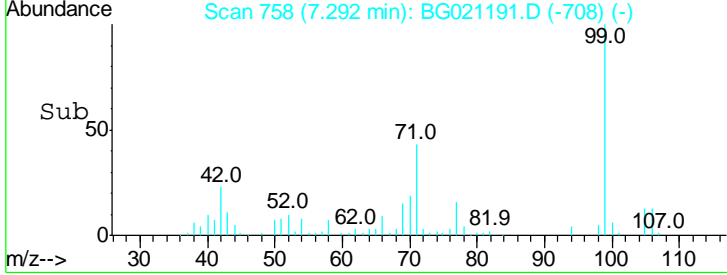
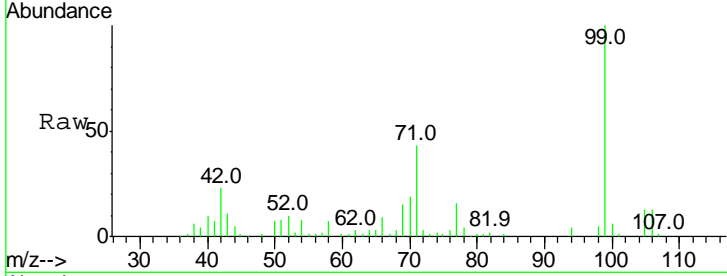




#7
 Phenol-d6
 Concen: 82.62 ng
 RT: 7.29 min Scan# 758
 Delta R.T. -0.01 min
 Lab File: BG021191.D
 Acq: 1 Mar 2016 19:45

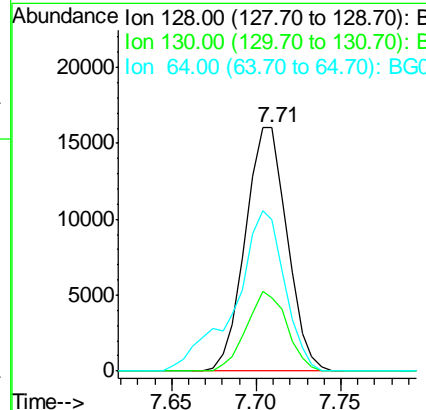
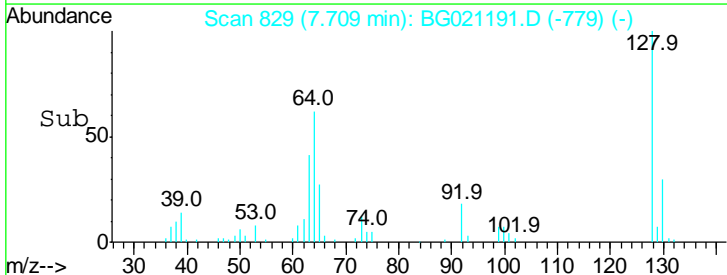
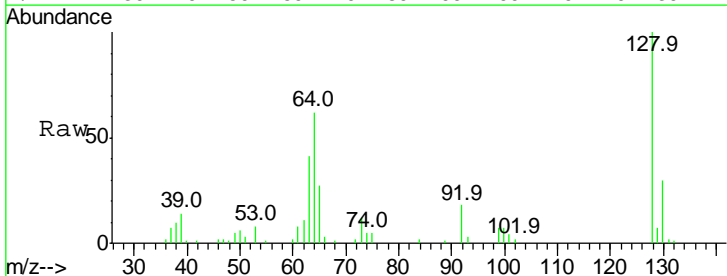
Instrument :
 BNA_G
 ClientSampleId :
 SSTDCCC040

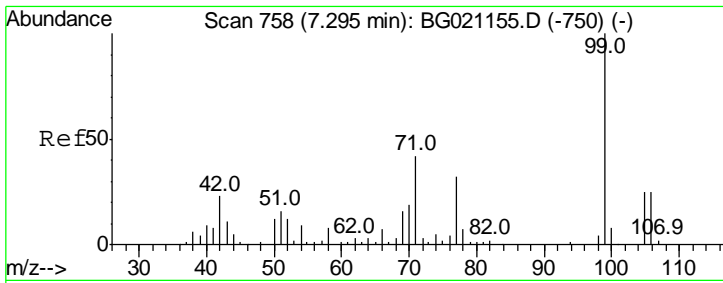
Tgt Ion	Resp	Lower	Upper
99	100		
42	22.7	13.2	19.8#
71	43.3	25.2	37.8#



#8
 2-Chlorophenol
 Concen: 41.55 ng
 RT: 7.71 min Scan# 829
 Delta R.T. -0.01 min
 Lab File: BG021191.D
 Acq: 1 Mar 2016 19:45

Tgt Ion	Resp	Lower	Upper
128	100		
130	30.4	11.9	51.9
64	62.0	25.8	65.8

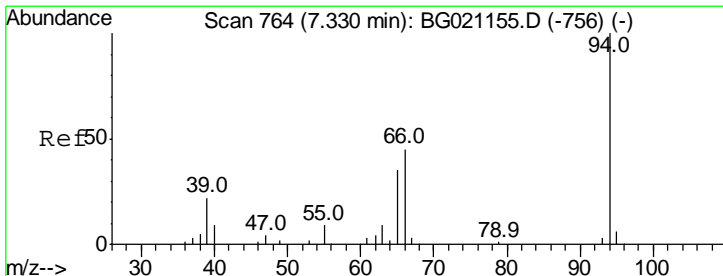
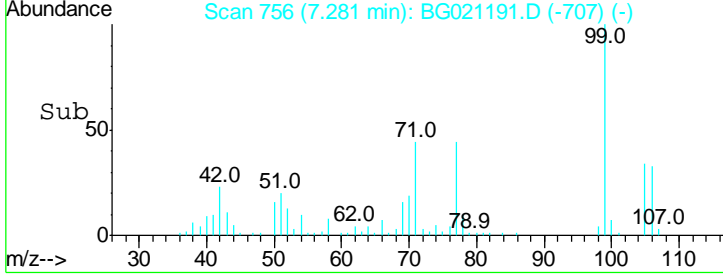
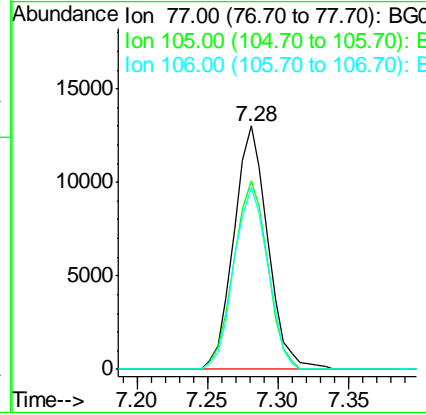
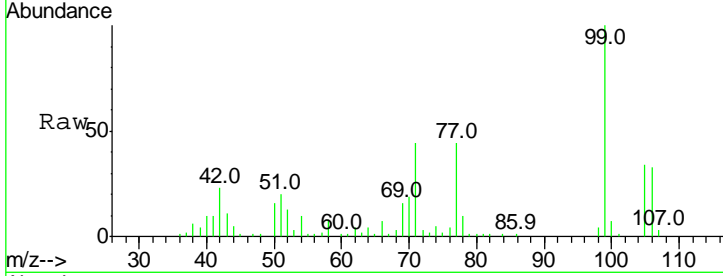




#9
Benzaldehyde
Concen: 39.18 ng
RT: 7.28 min Scan# 756
Delta R.T. -0.01 min
Lab File: BG021191.D
Acq: 1 Mar 2016 19:45

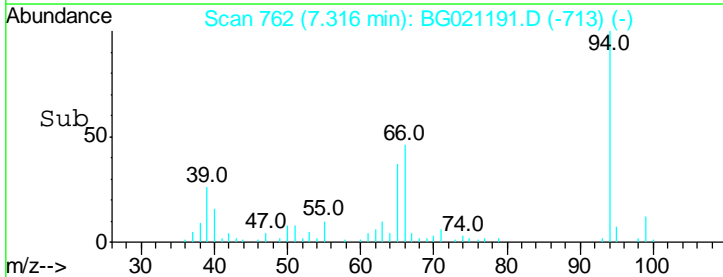
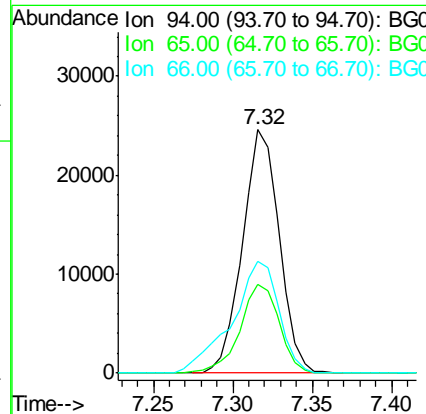
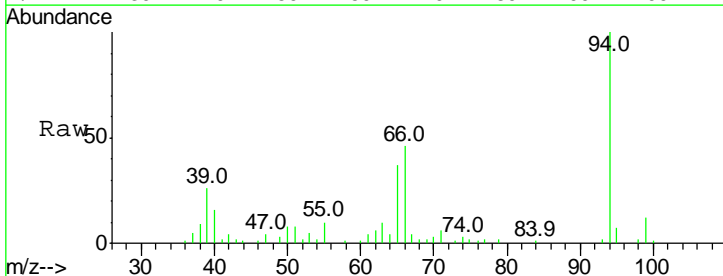
Instrument :
BNA_G
ClientSampled :
SSTDCCC040

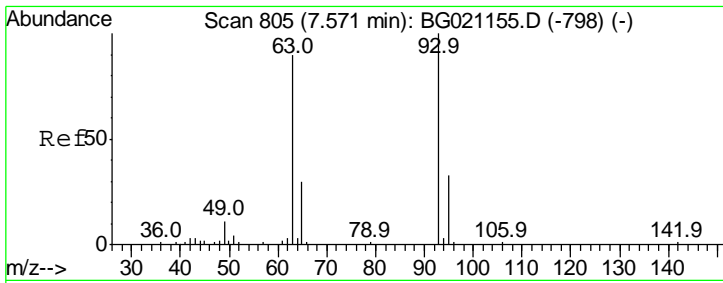
Tgt Ion	Resp	Lower	Upper
77	100		
105	77.3	77.4	117.4#
106	74.8	72.8	112.8



#10
Phenol
Concen: 41.65 ng
RT: 7.32 min Scan# 762
Delta R.T. -0.01 min
Lab File: BG021191.D
Acq: 1 Mar 2016 19:45

Tgt Ion	Resp	Lower	Upper
94	100		
65	36.7	7.2	47.2
66	46.1	15.4	55.4

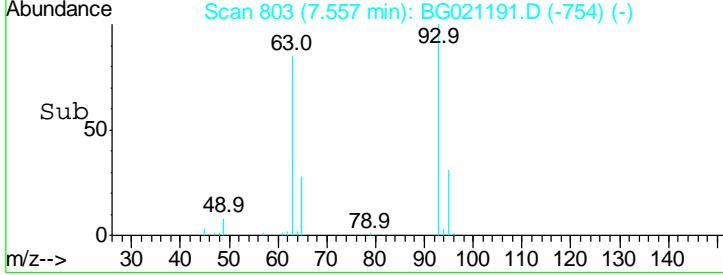
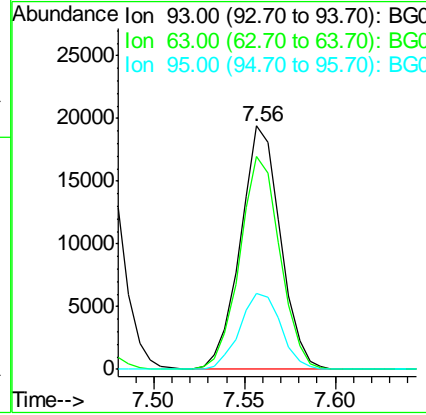
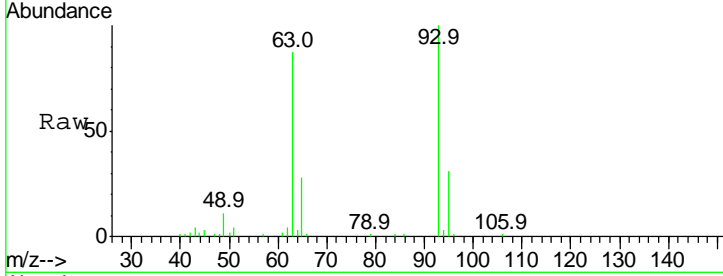




#11
 bis(2-Chloroethyl)ether
 Concen: 40.64 ng
 RT: 7.56 min Scan# 803
 Delta R.T. -0.01 min
 Lab File: BG021191.D
 Acq: 1 Mar 2016 19:45

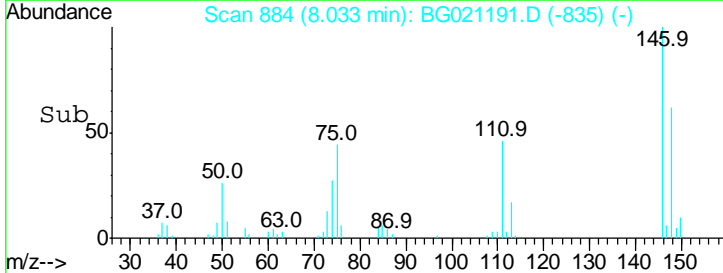
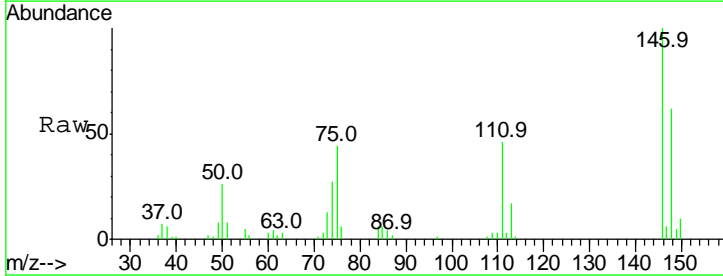
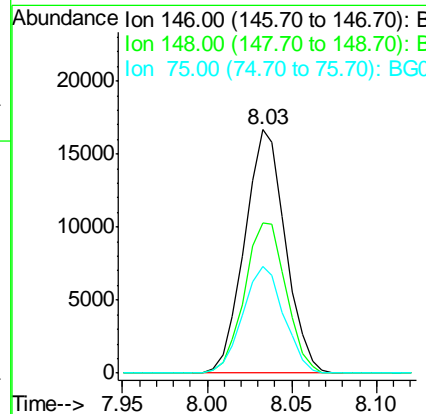
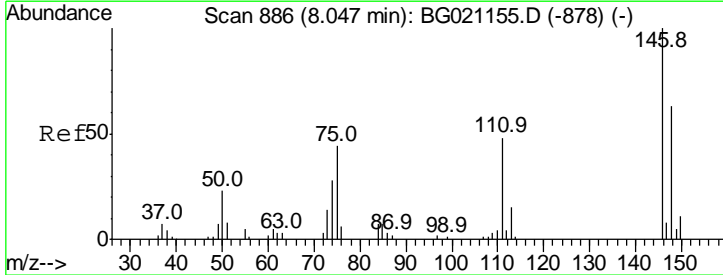
Instrument :
 BNA_G
ClientSampleId :
 SSTDCCC040

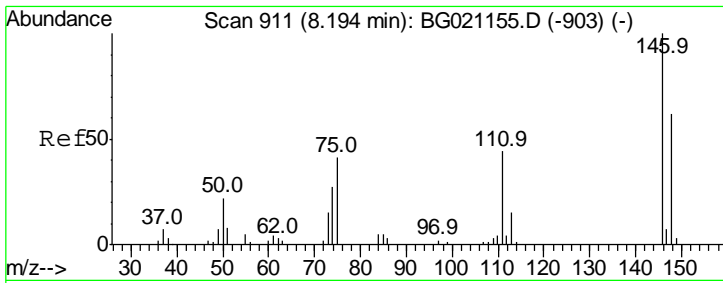
Tgt Ion	Resp	Lower	Upper
93	100		
63	87.2	60.5	100.5
95	31.3	14.6	54.6



#12
 1,3-Dichlorobenzene
 Concen: 40.89 ng
 RT: 8.03 min Scan# 884
 Delta R.T. -0.01 min
 Lab File: BG021191.D
 Acq: 1 Mar 2016 19:45

Tgt Ion	Resp	Lower	Upper
146	100		
148	61.7	52.6	78.8
75	43.9	24.0	36.0#

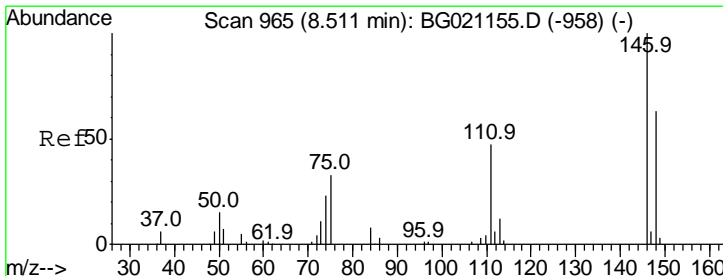
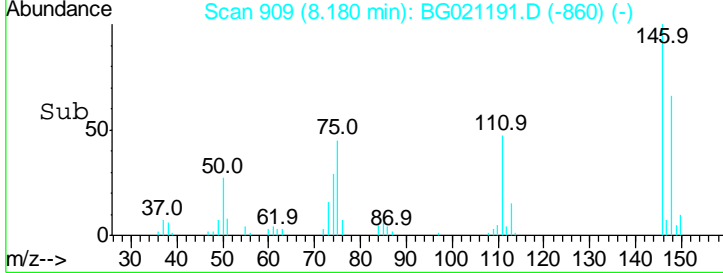
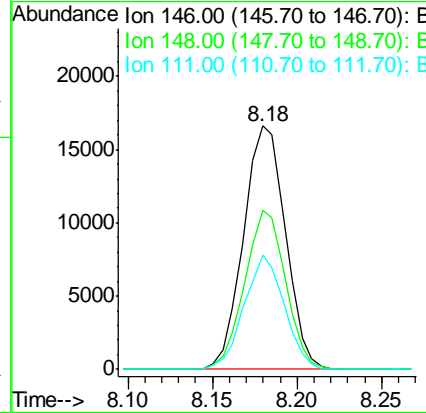
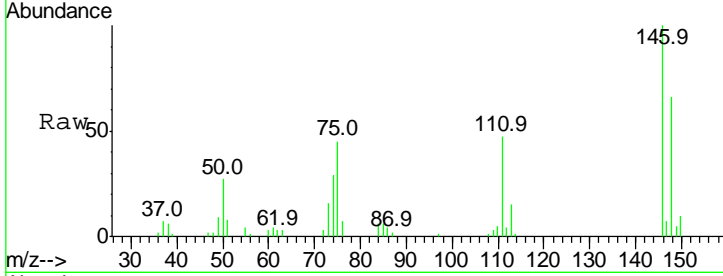




#13
 1,4-Dichlorobenzene
 Concen: 40.85 ng
 RT: 8.18 min Scan# 909
 Delta R.T. -0.01 min
 Lab File: BG021191.D
 Acq: 1 Mar 2016 19:45

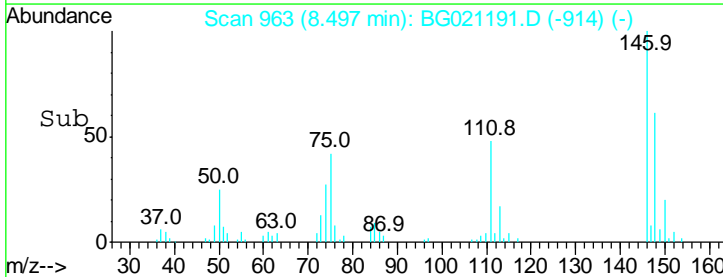
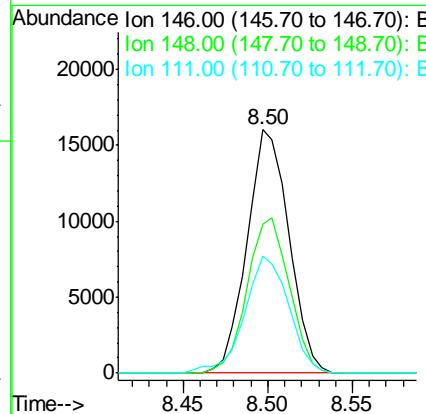
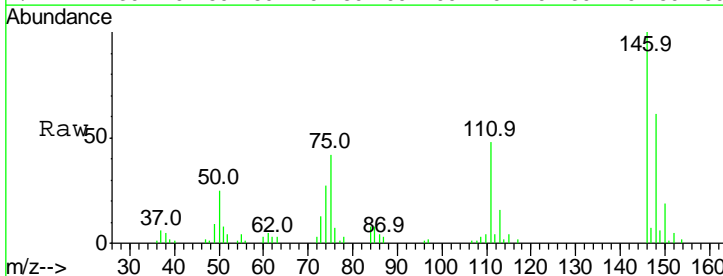
Instrument :
 BNA_G
ClientSampled :
 SSTDCCC040

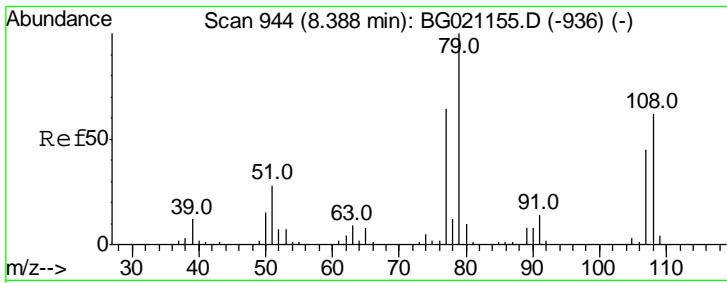
Tgt Ion	Resp	Lower	Upper
146	100		
148	65.5	50.2	75.4
111	47.2	31.9	47.9



#14
 1,2-Dichlorobenzene
 Concen: 41.16 ng
 RT: 8.50 min Scan# 963
 Delta R.T. -0.01 min
 Lab File: BG021191.D
 Acq: 1 Mar 2016 19:45

Tgt Ion	Resp	Lower	Upper
146	100		
148	61.4	50.5	75.7
111	48.1	35.4	53.2

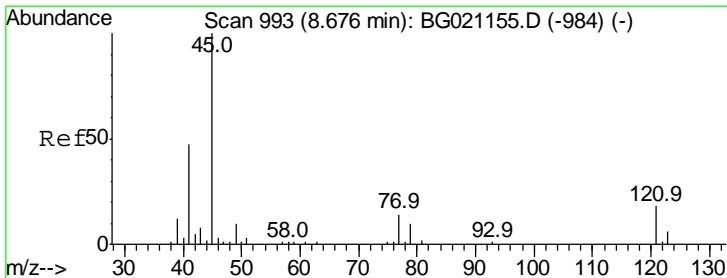
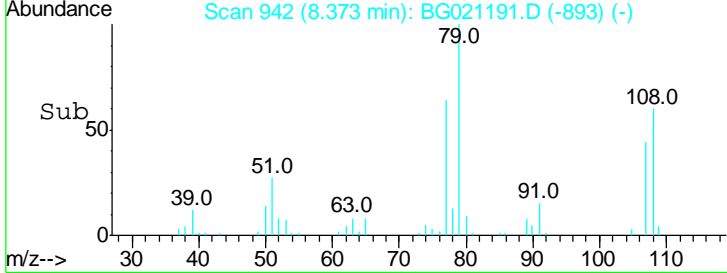
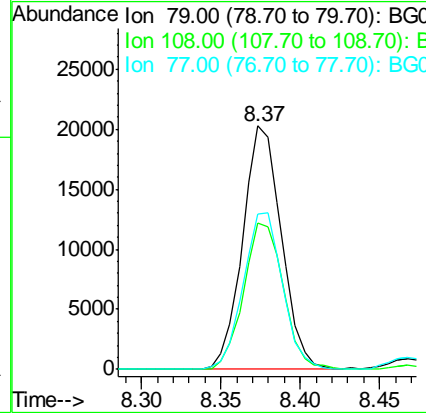
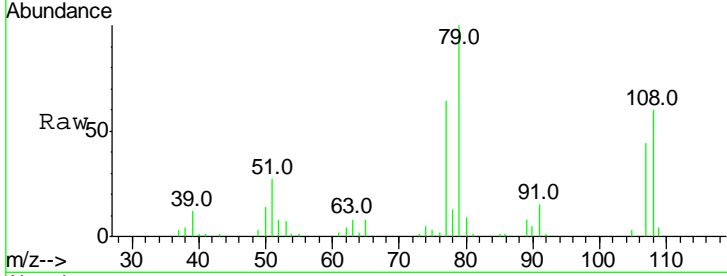




#15
 Benzyl Alcohol
 Concen: 42.15 ng
 RT: 8.37 min Scan# 942
 Delta R.T. -0.01 min
 Lab File: BG021191.D
 Acq: 1 Mar 2016 19:45

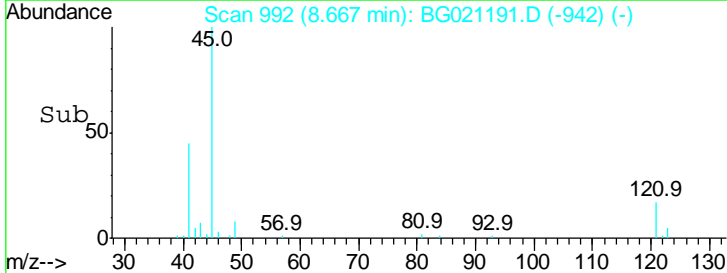
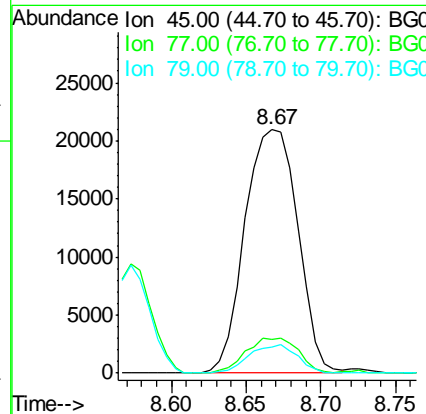
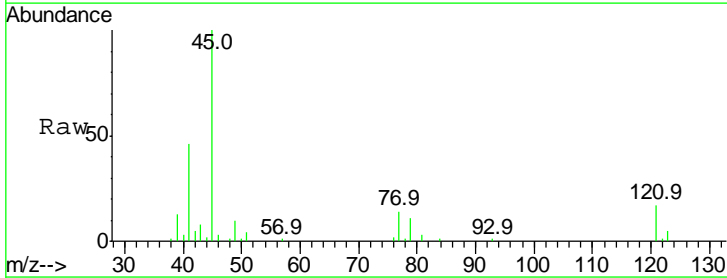
Instrument :
 BNA_G
 ClientSampleId :
 SSTDCCC040

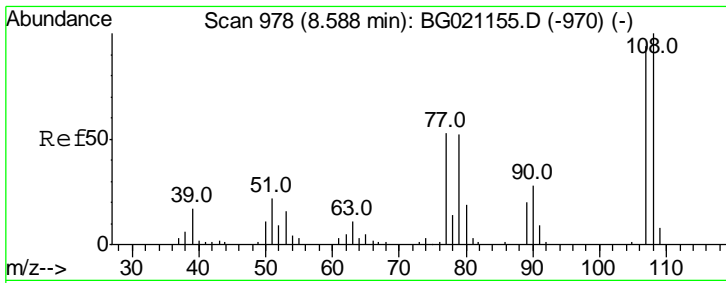
Tgt Ion	Resp	Lower	Upper
79	100		
108	60.0	65.1	97.7#
77	63.7	53.8	80.8



#16
 2,2'-oxybis(1-Chloropropane)
 Concen: 40.71 ng
 RT: 8.67 min Scan# 992
 Delta R.T. -0.01 min
 Lab File: BG021191.D
 Acq: 1 Mar 2016 19:45

Tgt Ion	Resp	Lower	Upper
45	100		
77	13.6	0.0	33.3
79	10.9	0.0	29.6

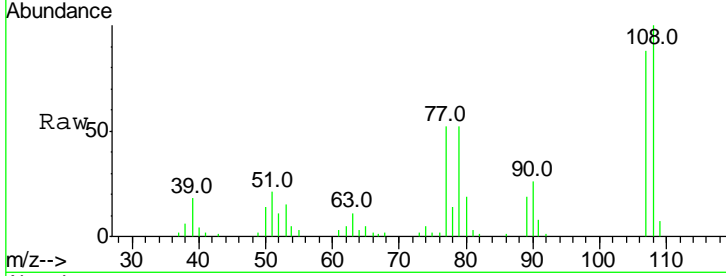




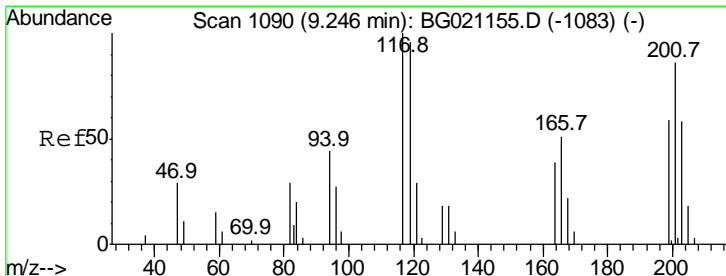
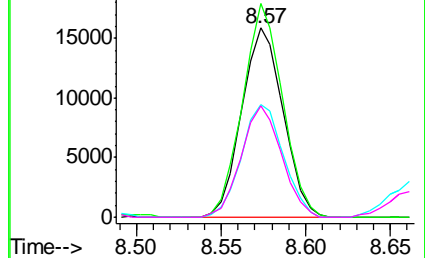
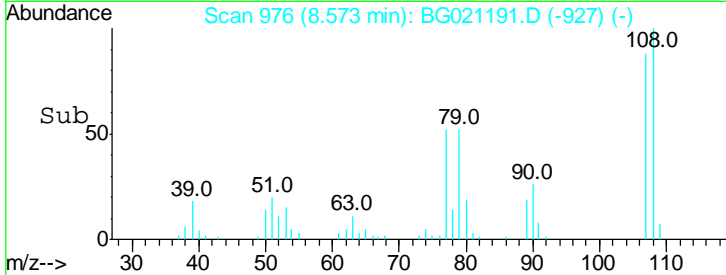
#17
 2-Methylphenol
 Concen: 41.01 ng
 RT: 8.57 min Scan# 976
 Delta R.T. -0.01 min
 Lab File: BG021191.D
 Acq: 1 Mar 2016 19:45

Instrument :
 BNA_G
 ClientSampled :
 SSTDCCC040

Tgt Ion	Resp	Lower	Upper
107	100		
108	113.0	88.8	133.2
77	59.3	38.0	57.0#
79	58.6	32.6	49.0#

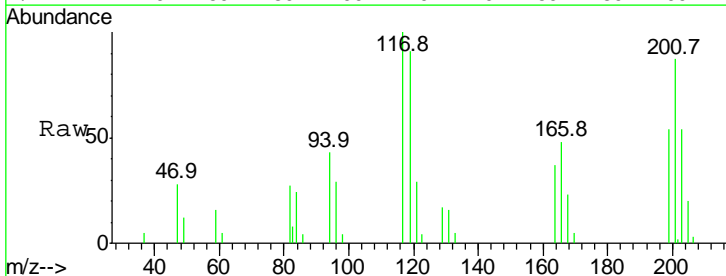


Abundance Ion 107.00 (106.70 to 107.70): E
 Ion 108.00 (107.70 to 108.70): E
 Ion 77.00 (76.70 to 77.70): BGD
 Ion 79.00 (78.70 to 79.70): BGD

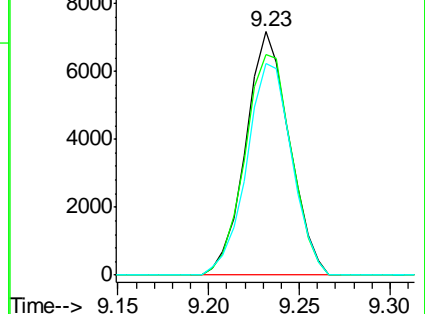
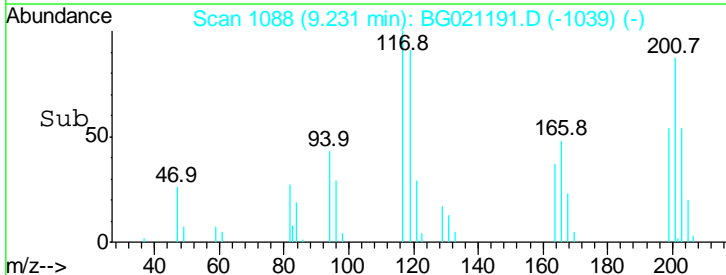


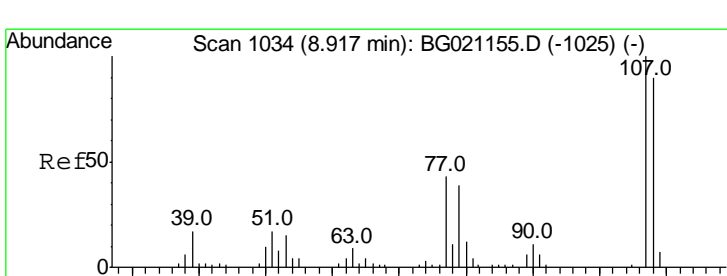
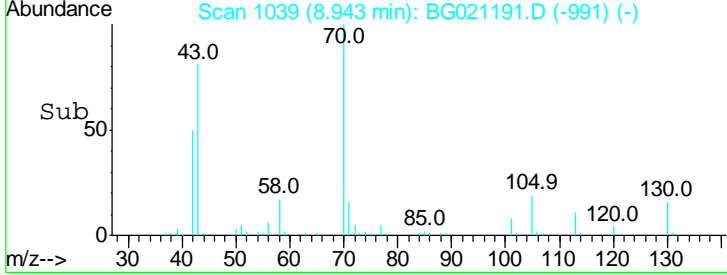
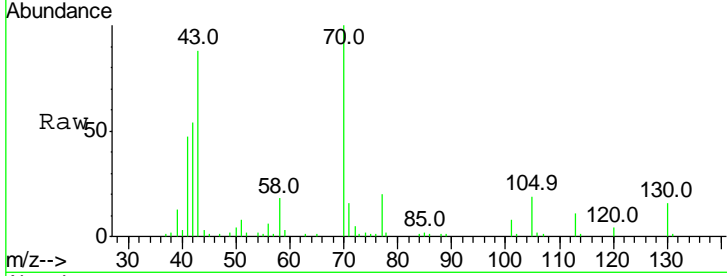
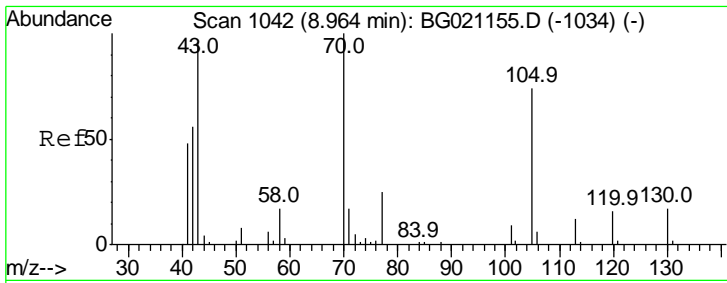
#18
 Hexachloroethane
 Concen: 40.64 ng
 RT: 9.23 min Scan# 1088
 Delta R.T. -0.01 min
 Lab File: BG021191.D
 Acq: 1 Mar 2016 19:45

Tgt Ion	Resp	Lower	Upper
117	100		
119	90.8	74.5	111.7
201	89.0	68.2	102.4



Abundance Ion 117.00 (116.70 to 117.70): E
 Ion 119.00 (118.70 to 119.70): E
 Ion 201.00 (200.70 to 201.70): E

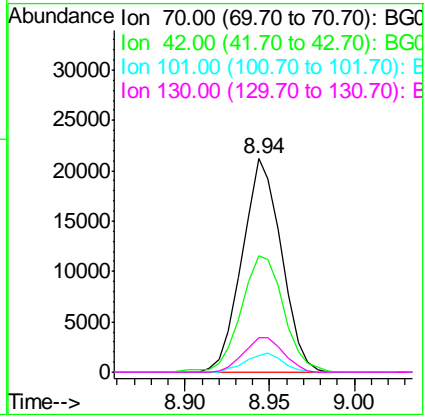




#19
 n-Nitroso-di-n-propylamine
 Concen: 41.45 ng
 RT: 8.94 min Scan# 1039
 Delta R.T. -0.02 min
 Lab File: BG021191.D
 Acq: 1 Mar 2016 19:45

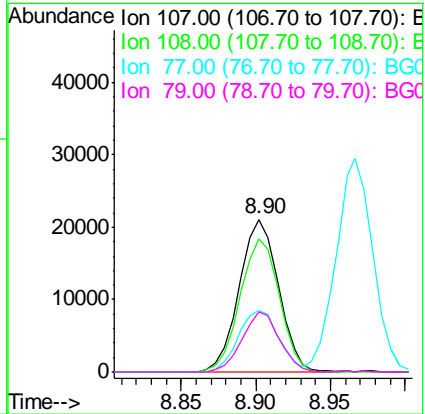
Instrument :
 BNA_G
 ClientSampleId :
 SSTDCCC040

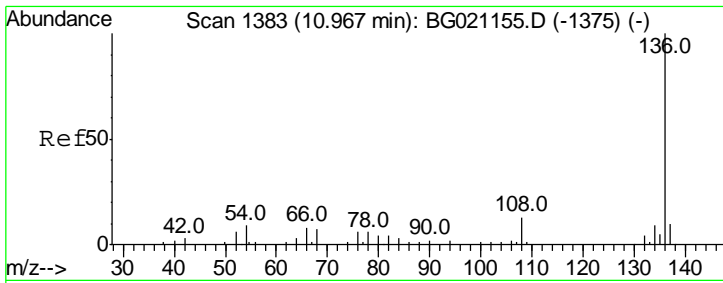
Tgt Ion	Resp	Lower	Upper
70	100		
42	54.4	48.8	73.2
101	7.6	8.5	12.7#
130	16.4	15.4	23.2



#20
 3+4-Methylphenols
 Concen: 41.08 ng
 RT: 8.90 min Scan# 1032
 Delta R.T. -0.01 min
 Lab File: BG021191.D
 Acq: 1 Mar 2016 19:45

Tgt Ion	Resp	Lower	Upper
107	100		
108	87.6	67.6	107.6
77	40.6	14.4	54.4
79	39.4	7.7	47.7



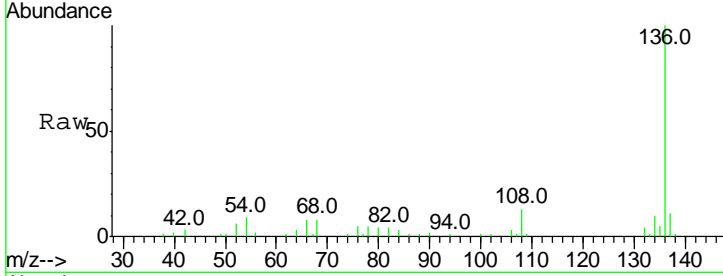


#21
 Naphthalene-d8
 Concen: 20.00 ng
 RT: 10.96 min Scan# 1382
 Delta R.T. -0.01 min
 Lab File: BG021191.D
 Acq: 1 Mar 2016 19:45

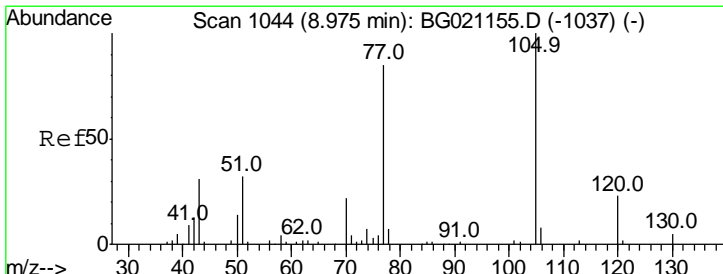
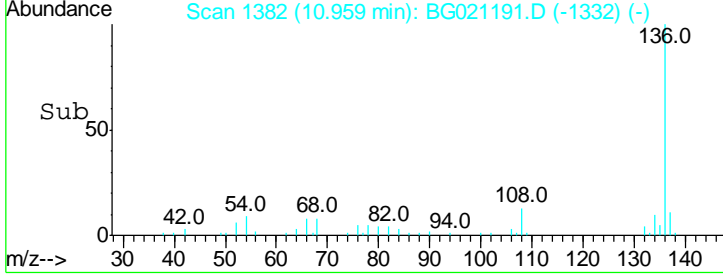
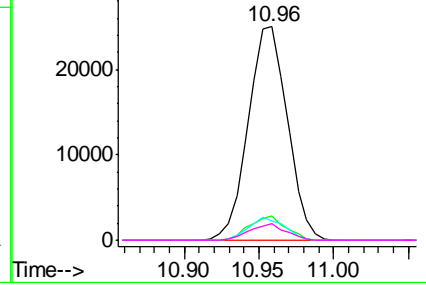
Instrument :
 BNA_G
 ClientSampled :
 SSTDCCC040

Tot Ion:136 Resp: 45424

Ion	Ratio	Lower	Upper
136	100		
137	11.4	8.8	13.2
54	9.3	6.9	10.3
68	7.6	5.8	8.6



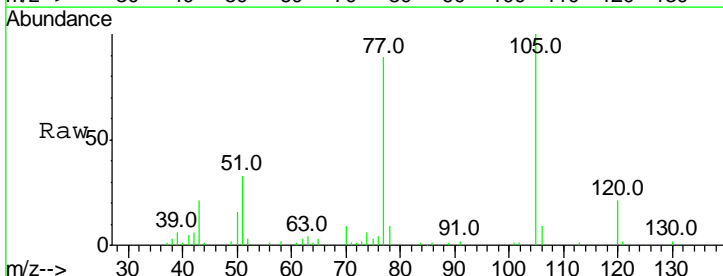
Abundance Ion 136.00 (135.70 to 136.70): E
 Ion 137.00 (136.70 to 137.70): E
 Ion 54.00 (53.70 to 54.70): BGC
 Ion 68.00 (67.70 to 68.70): BGC



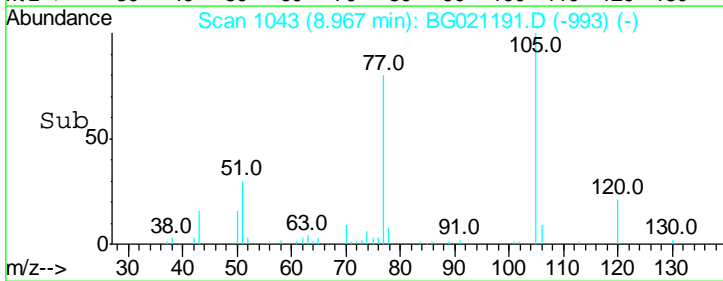
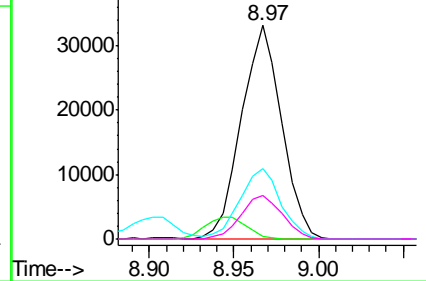
#22
 Acetophenone
 Concen: 40.65 ng
 RT: 8.97 min Scan# 1043
 Delta R.T. -0.01 min
 Lab File: BG021191.D
 Acq: 1 Mar 2016 19:45

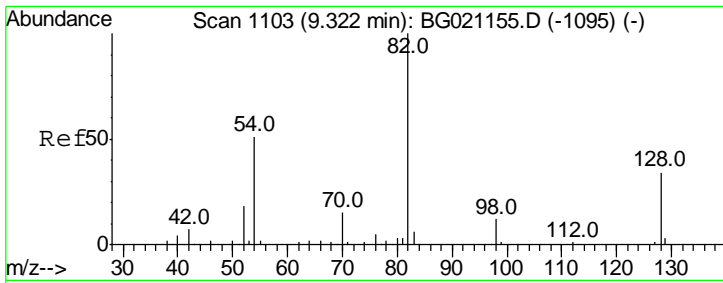
Tgt Ion:105 Resp: 54946

Ion	Ratio	Lower	Upper
105	100		
71	1.5	0.0	0.0#
51	32.7	21.4	32.2#
120	20.5	18.0	27.0



Abundance Ion 105.00 (104.70 to 105.70): E
 Ion 71.00 (70.70 to 71.70): BGC
 Ion 51.00 (50.70 to 51.70): BGC
 Ion 120.00 (119.70 to 120.70): E

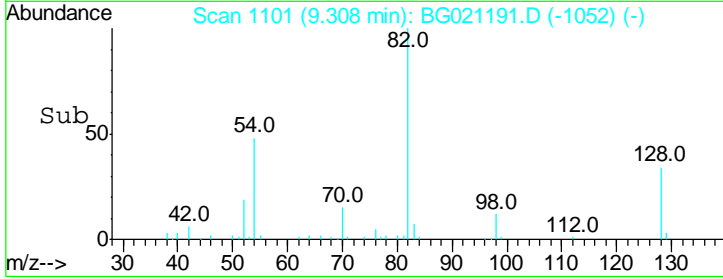
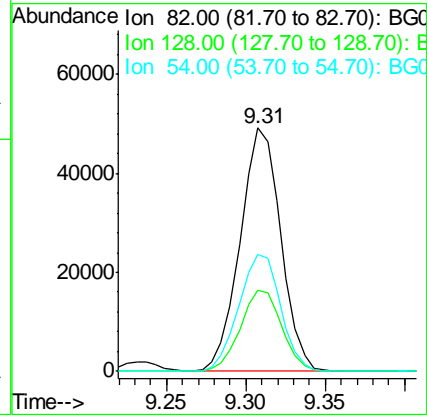
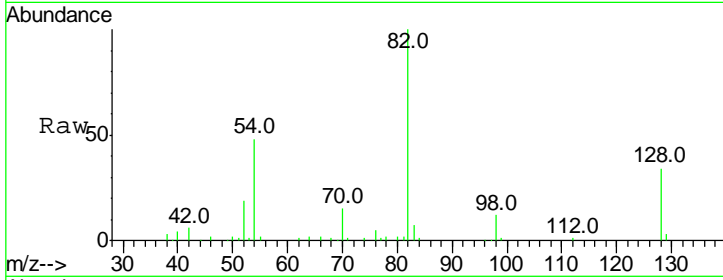




#23
 Nitrobenzene-d5
 Concen: 81.47 ng
 RT: 9.31 min Scan# 1101
 Delta R.T. -0.01 min
 Lab File: BG021191.D
 Acq: 1 Mar 2016 19:45

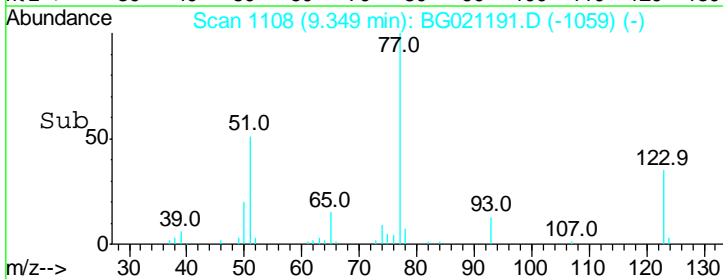
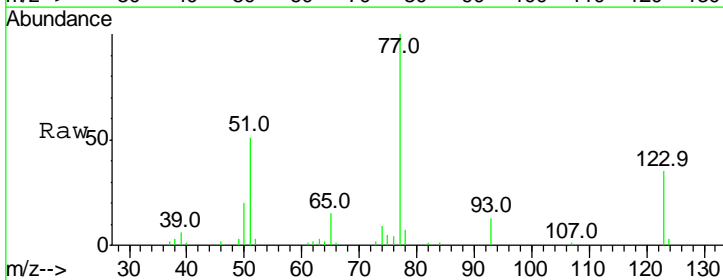
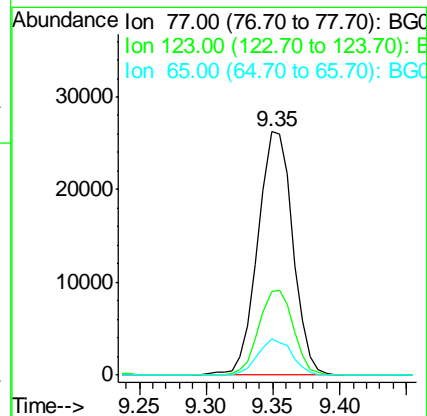
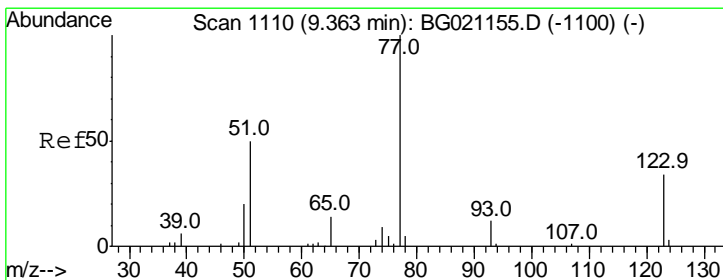
Instrument :
 BNA_G
 ClientSampleId :
 SSTDCCC040

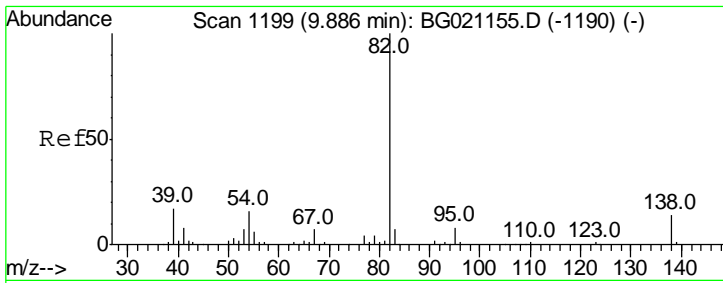
Tgt Ion	Resp	Lower	Upper
82	100		
128	33.5	36.3	54.5#
54	48.2	37.6	56.4



#24
 Nitrobenzene
 Concen: 40.43 ng
 RT: 9.35 min Scan# 1108
 Delta R.T. -0.01 min
 Lab File: BG021191.D
 Acq: 1 Mar 2016 19:45

Tgt Ion	Resp	Lower	Upper
77	100		
123	34.6	35.8	53.6#
65	14.6	10.6	16.0

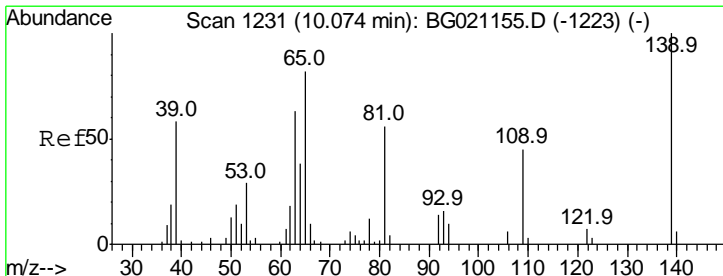
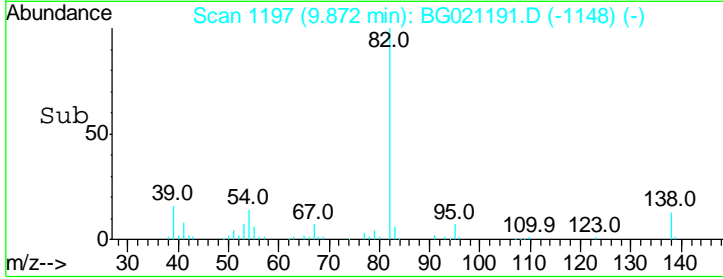
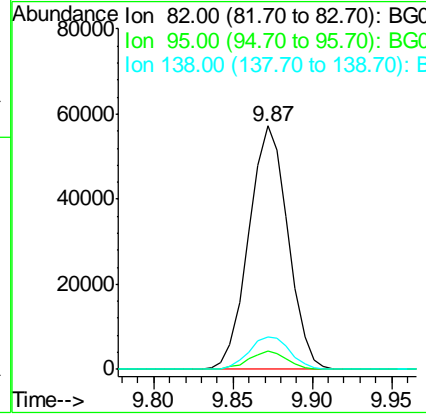
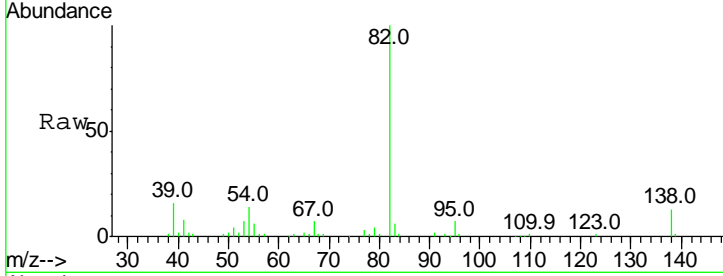




#25
 Isophorone
 Concen: 42.10 ng
 RT: 9.87 min Scan# 1197
 Delta R.T. -0.01 min
 Lab File: BG021191.D
 Acq: 1 Mar 2016 19:45

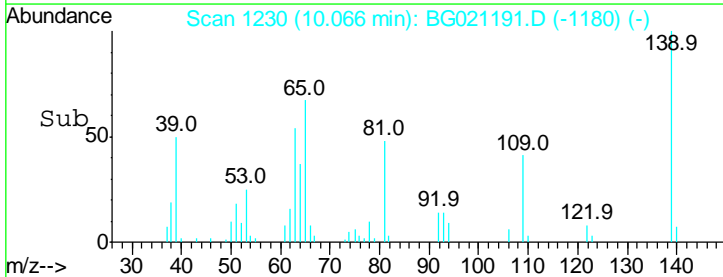
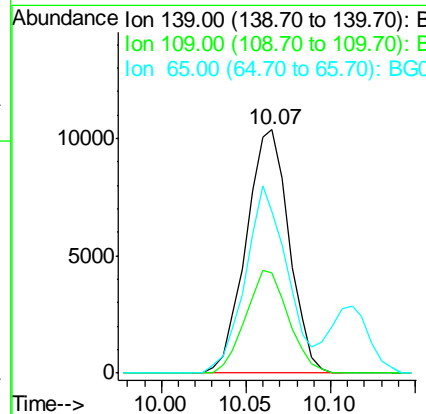
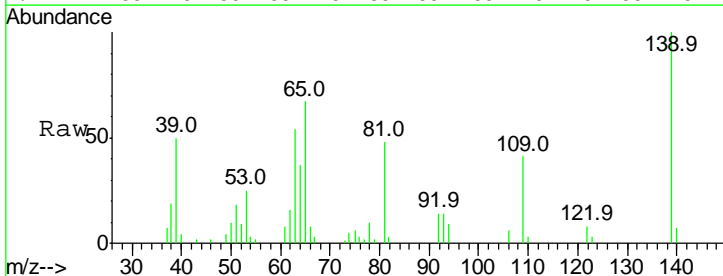
Instrument :
 BNA_G
 ClientSampleId :
 SSTDCCC040

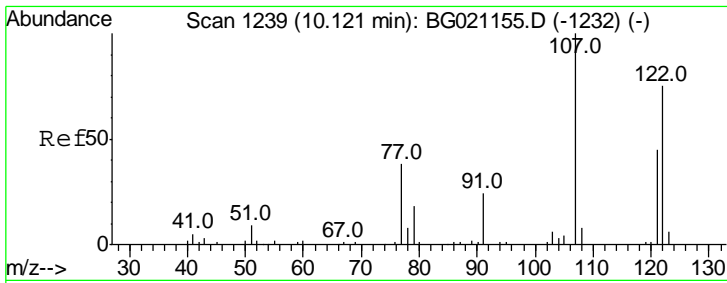
Tgt Ion	Resp	Lower	Upper
82	100		
95	7.4	5.4	8.0
138	13.4	13.4	20.0



#26
 2-Nitrophenol
 Concen: 42.97 ng
 RT: 10.07 min Scan# 1230
 Delta R.T. -0.01 min
 Lab File: BG021191.D
 Acq: 1 Mar 2016 19:45

Tgt Ion	Resp	Lower	Upper
139	100		
109	41.4	21.4	32.0#
65	66.6	37.8	56.8#

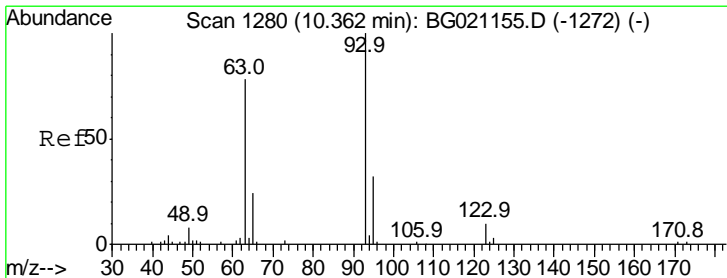
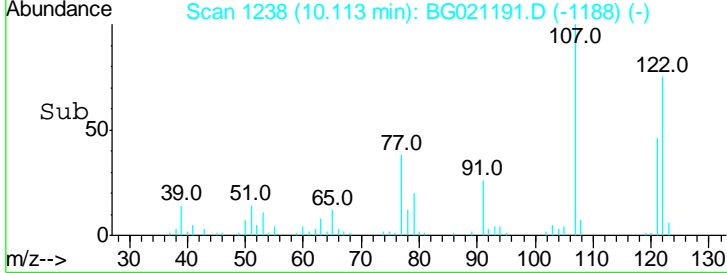
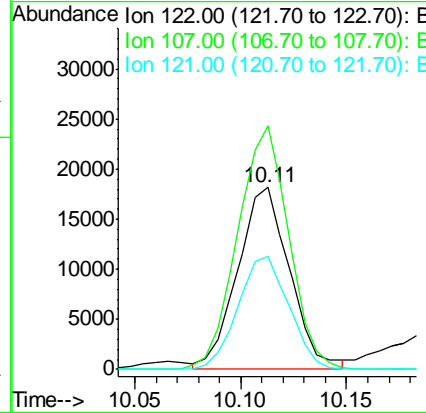
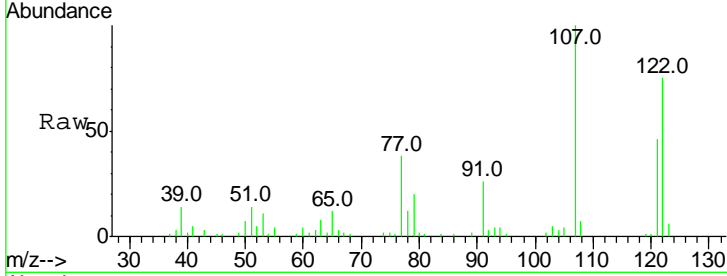




#27
 2,4-Dimethylphenol
 Concen: 40.54 ng
 RT: 10.11 min Scan# 1238
 Delta R.T. -0.01 min
 Lab File: BG021191.D
 Acq: 1 Mar 2016 19:45

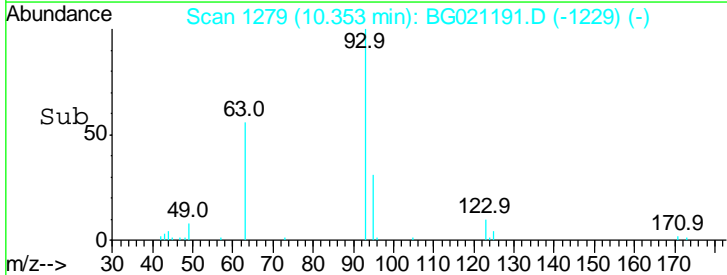
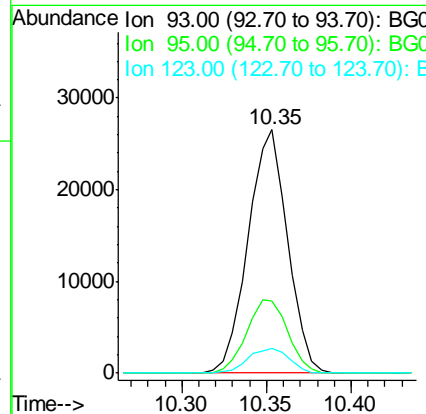
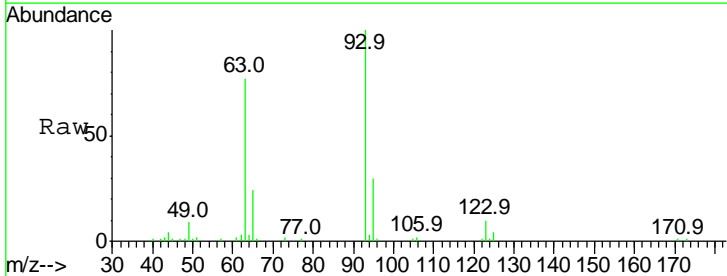
Instrument :
 BNA_G
 ClientSampleId :
 SSTDCCC040

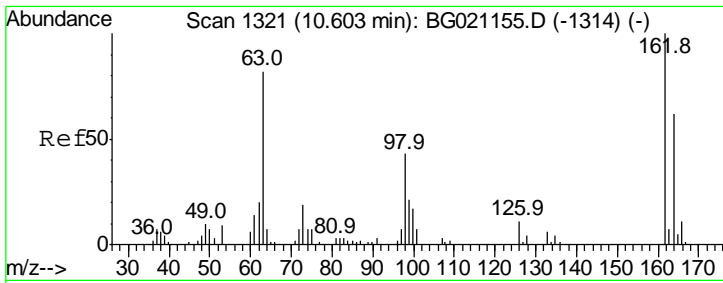
Tgt Ion	Resp	Lower	Upper
122	100		
107	133.7	94.1	141.1
121	62.1	45.9	68.9



#28
 bis(2-Chloroethoxy)methane
 Concen: 39.82 ng
 RT: 10.35 min Scan# 1279
 Delta R.T. -0.01 min
 Lab File: BG021191.D
 Acq: 1 Mar 2016 19:45

Tgt Ion	Resp	Lower	Upper
93	100		
95	29.8	24.2	36.2
123	10.2	9.0	13.6



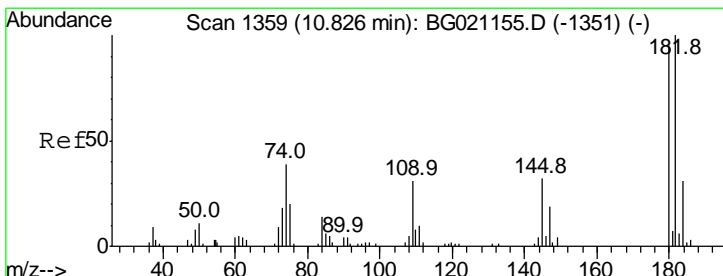
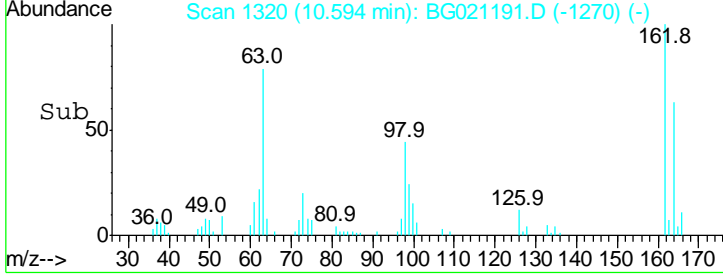
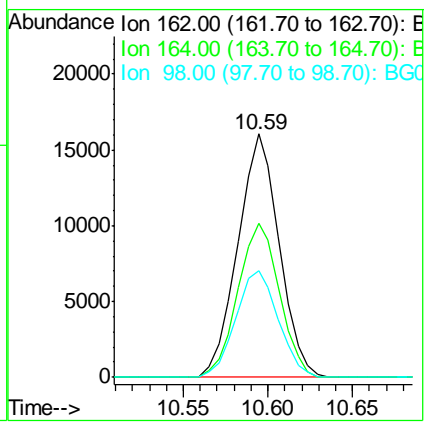
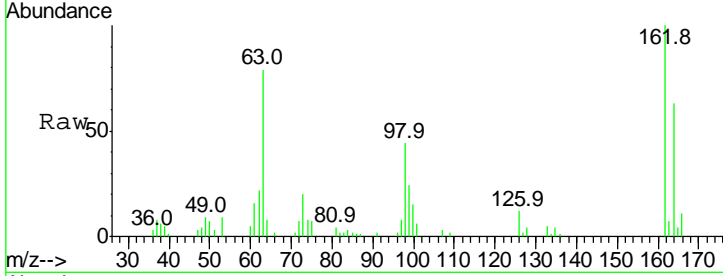


#29
 2,4-Dichlorophenol
 Concen: 39.51 ng
 RT: 10.59 min Scan# 1320
 Delta R.T. -0.01 min
 Lab File: BG021191.D
 Acq: 1 Mar 2016 19:45

Instrument :
 BNA_G
 ClientSampled :
 SSTDCCC040

Tgt Ion:162 Resp: 27253

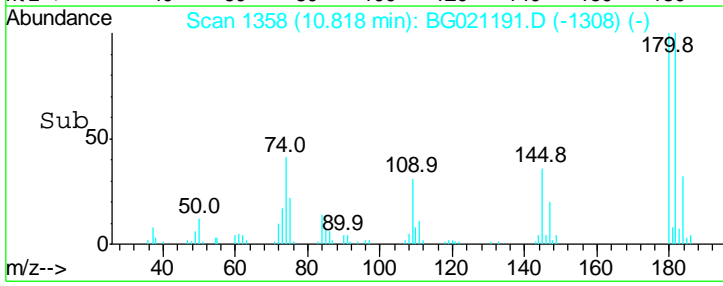
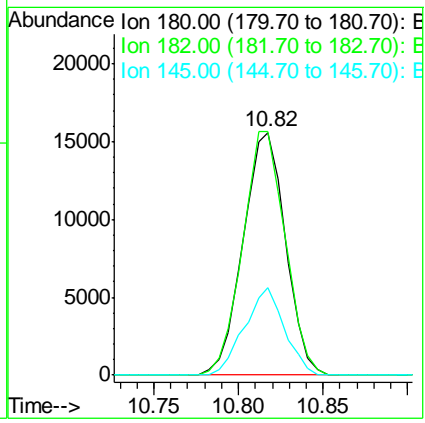
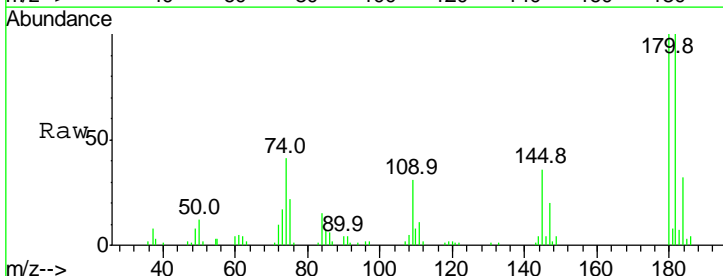
Ion	Ratio	Lower	Upper
162	100		
164	63.1	43.7	83.7
98	44.0	18.3	58.3

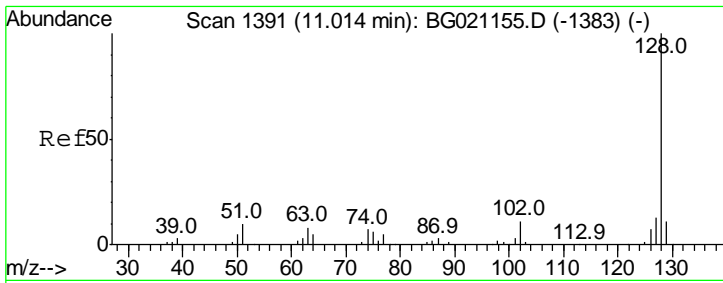


#30
 1,2,4-Trichlorobenzene
 Concen: 38.98 ng
 RT: 10.82 min Scan# 1358
 Delta R.T. -0.01 min
 Lab File: BG021191.D
 Acq: 1 Mar 2016 19:45

Tgt Ion:180 Resp: 27120

Ion	Ratio	Lower	Upper
180	100		
182	100.4	77.4	116.0
145	36.3	25.7	38.5

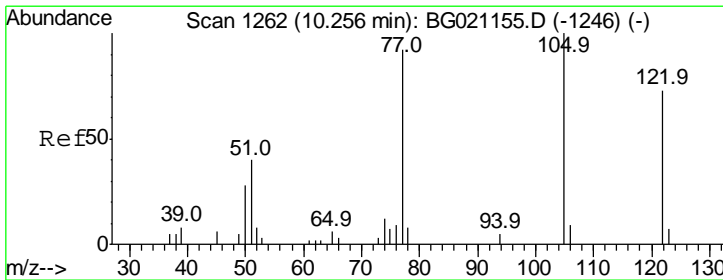
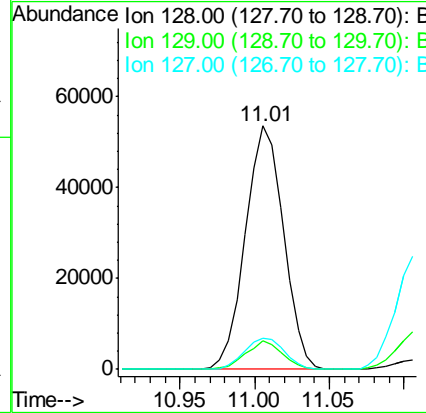
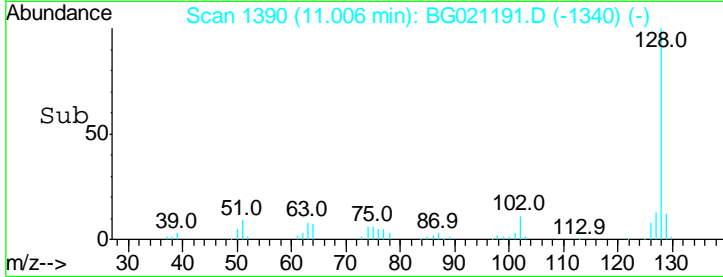
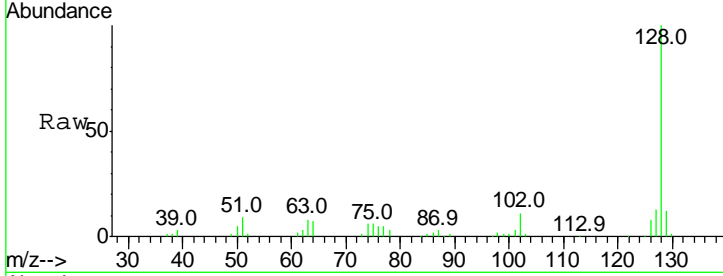




#31
 Naphthalene
 Concen: 39.97 ng
 RT: 11.01 min Scan# 1390
 Delta R.T. -0.01 min
 Lab File: BG021191.D
 Acq: 1 Mar 2016 19:45

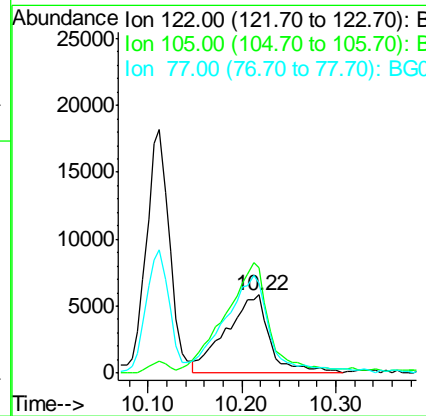
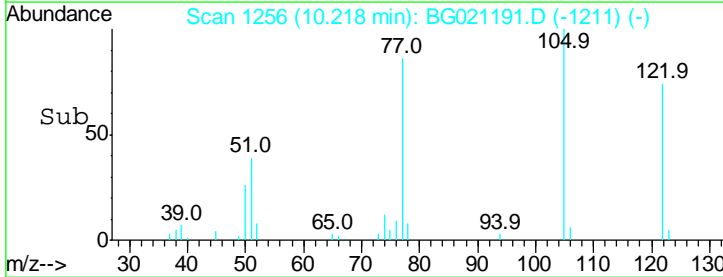
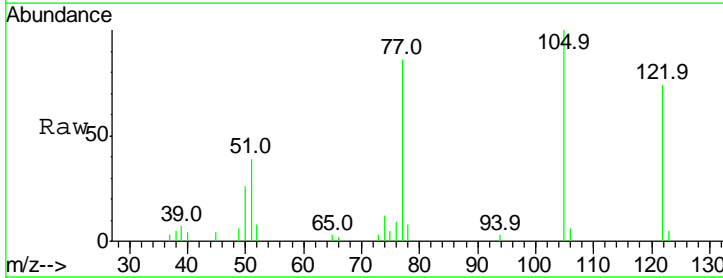
Instrument :
 BNA_G
 ClientSampleId :
 SSTDCCC040

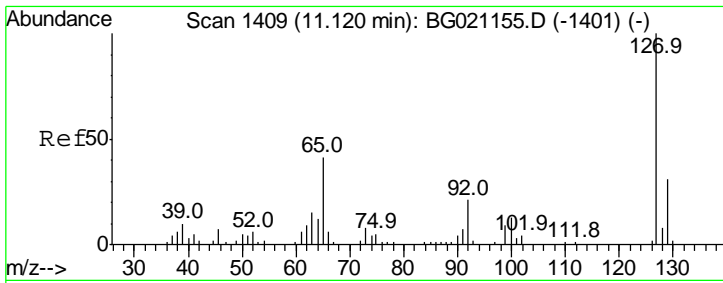
Tgt Ion	Resp	Lower	Upper
128	100		
129	11.6	9.4	14.2
127	12.7	10.8	16.2



#32
 Benzoic acid
 Concen: 31.44 ng
 RT: 10.22 min Scan# 1256
 Delta R.T. -0.04 min
 Lab File: BG021191.D
 Acq: 1 Mar 2016 19:45

Tgt Ion	Resp	Lower	Upper
122	100		
105	134.5	98.7	138.7
77	115.6	84.5	124.5

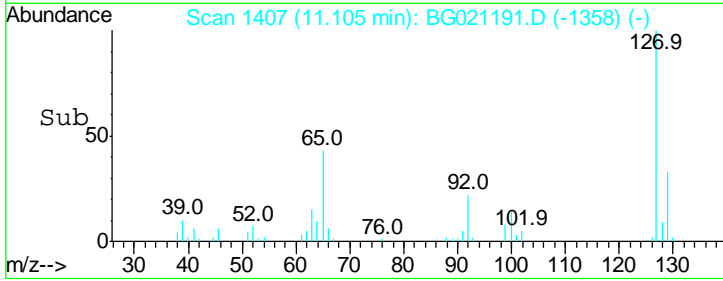
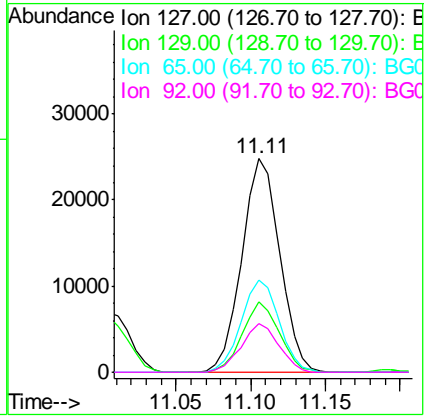
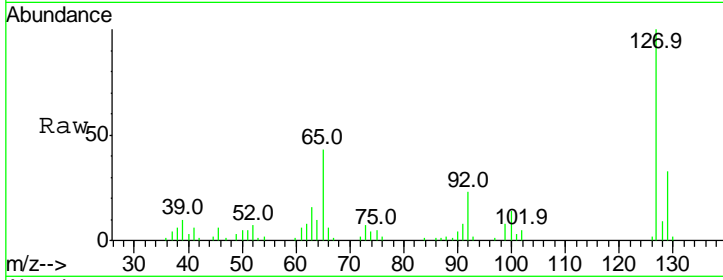




#33
 4-Chloroaniline
 Concen: 40.01 ng
 RT: 11.11 min Scan# 1407
 Delta R.T. -0.01 min
 Lab File: BG021191.D
 Acq: 1 Mar 2016 19:45

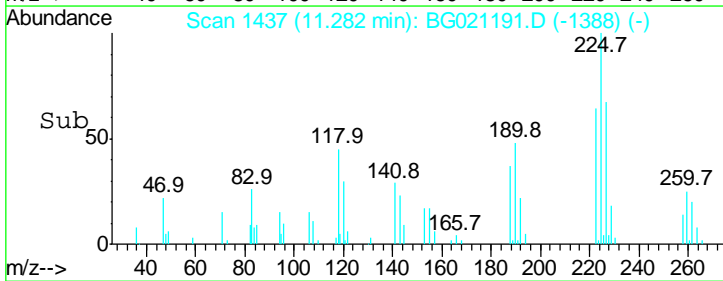
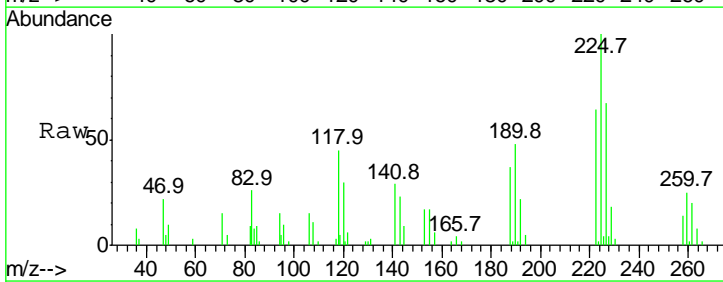
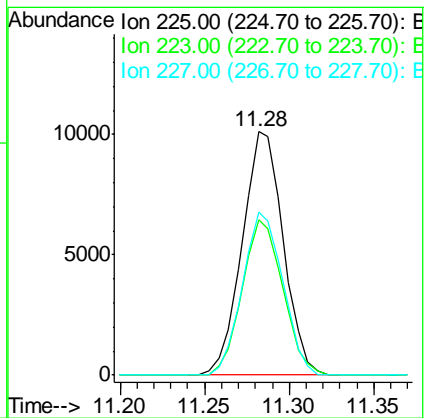
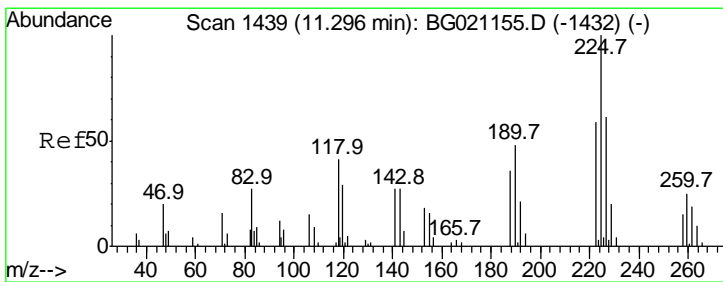
Instrument :
 BNA_G
 ClientSampled :
 SSTDCCC040

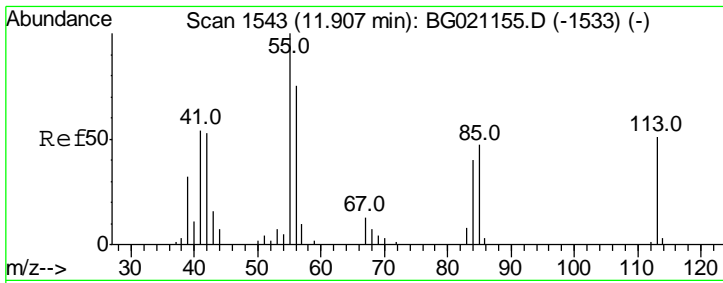
Tgt Ion	Resp	Lower	Upper
127	100		
129	33.3	26.2	39.2
65	43.0	22.9	34.3#
92	22.5	15.0	22.6



#34
 Hexachlorobutadiene
 Concen: 40.29 ng
 RT: 11.28 min Scan# 1437
 Delta R.T. -0.01 min
 Lab File: BG021191.D
 Acq: 1 Mar 2016 19:45

Tgt Ion	Resp	Lower	Upper
225	100		
223	63.7	54.6	82.0
227	68.0	54.6	81.8

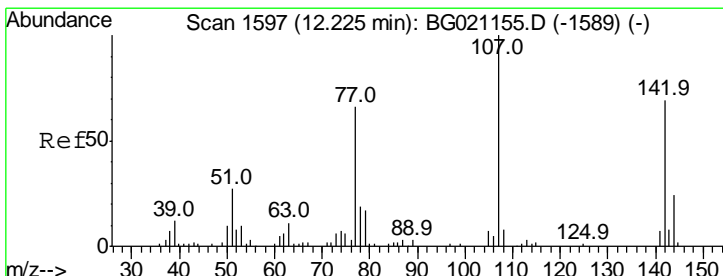
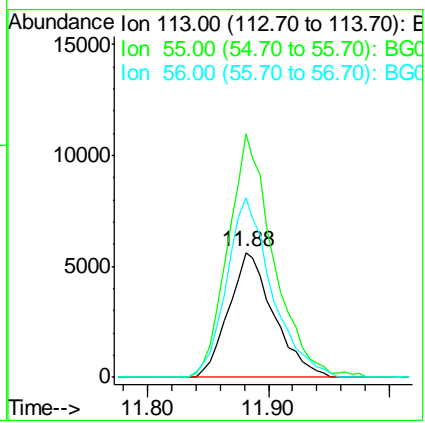
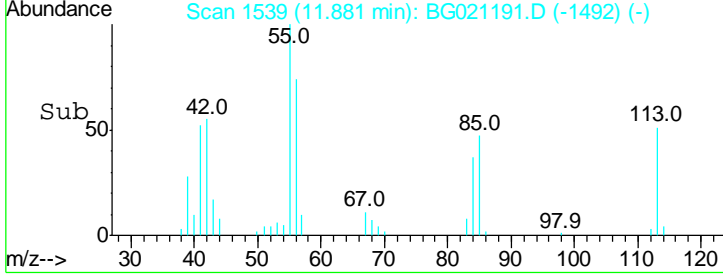
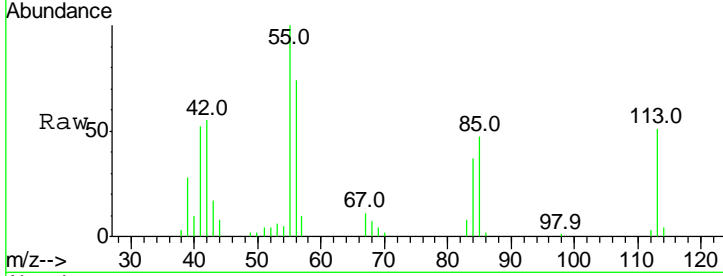




#35
 Caprolactam
 Concen: 43.12 ng
 RT: 11.88 min Scan# 1539
 Delta R.T. -0.03 min
 Lab File: BG021191.D
 Acq: 1 Mar 2016 19:45

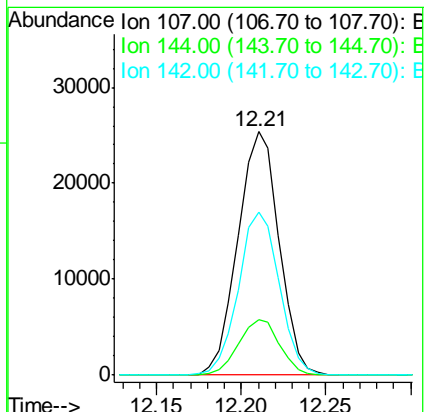
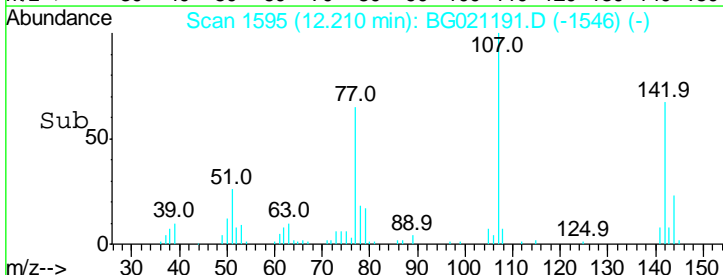
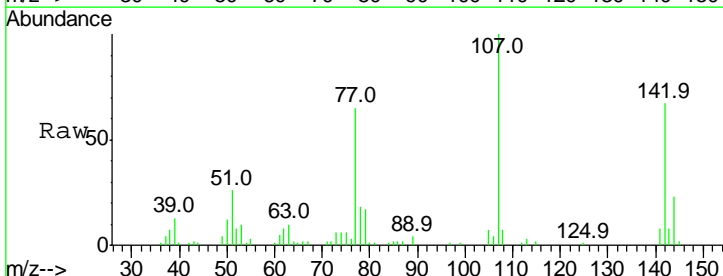
Instrument :
 BNA_G
 ClientSampled :
 SSTDCCC040

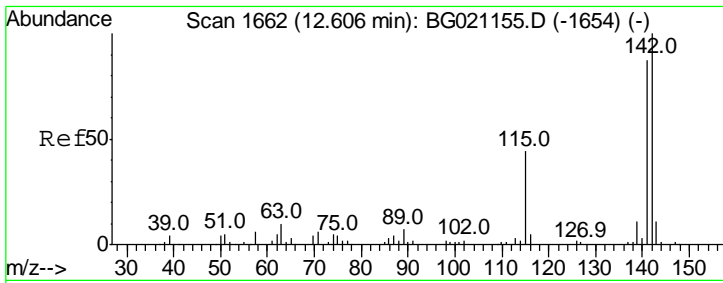
Tgt Ion	Resp	Lower	Upper
113	100		
55	195.0	155.2	195.2
56	144.0	94.0	134.0



#36
 4-Chloro-3-methylphenol
 Concen: 41.02 ng
 RT: 12.21 min Scan# 1595
 Delta R.T. -0.01 min
 Lab File: BG021191.D
 Acq: 1 Mar 2016 19:45

Tgt Ion	Resp	Lower	Upper
107	100		
144	22.6	21.8	32.8
142	66.9	65.6	98.4

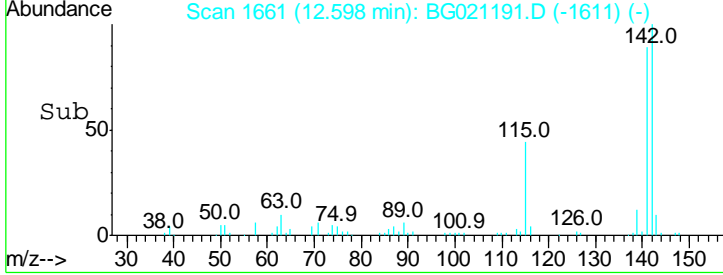
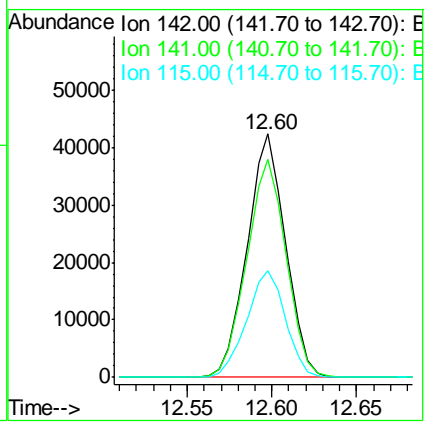
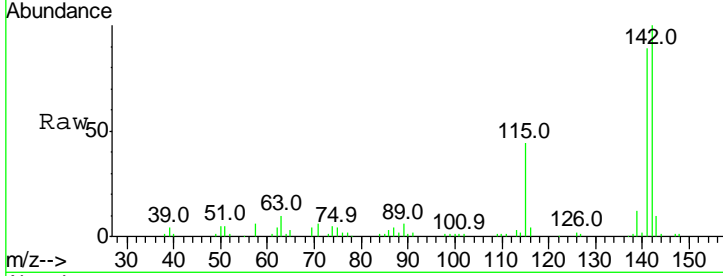




#37
 2-Methylnaphthalene
 Concen: 39.72 ng
 RT: 12.60 min Scan# 1661
 Delta R.T. -0.01 min
 Lab File: BG021191.D
 Acq: 1 Mar 2016 19:45

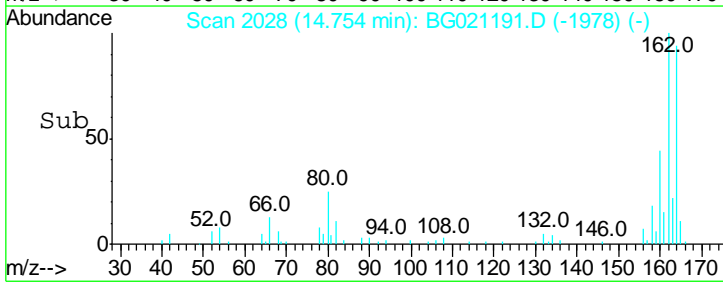
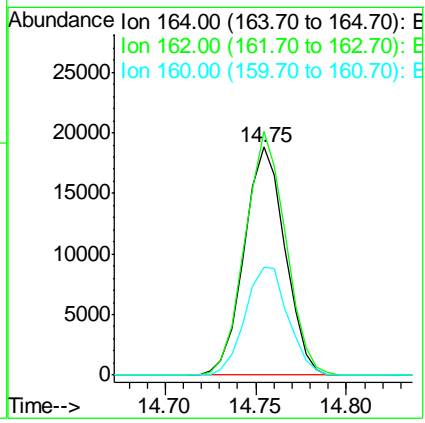
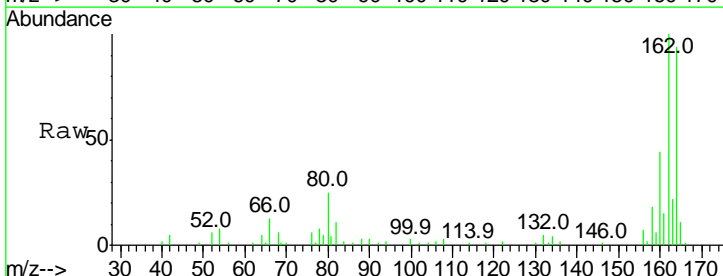
Instrument :
 BNA_G
 ClientSampled :
 SSTDCCC040

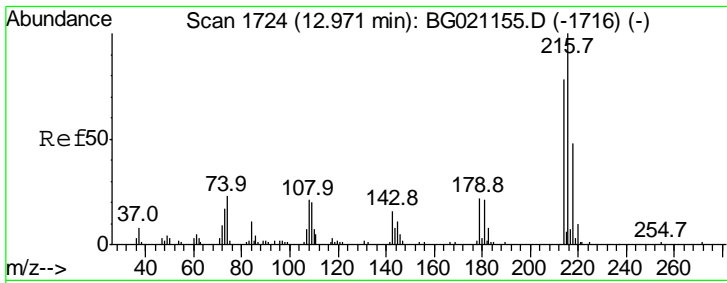
Tgt Ion	Resp	Lower	Upper
142	100		
141	89.3	71.7	107.5
115	43.6	26.2	39.4



#38
 Acenaphthene-d10
 Concen: 20.00 ng
 RT: 14.75 min Scan# 2028
 Delta R.T. -0.01 min
 Lab File: BG021191.D
 Acq: 1 Mar 2016 19:45

Tgt Ion	Resp	Lower	Upper
164	100		
162	106.9	80.6	120.8
160	47.5	36.5	54.7

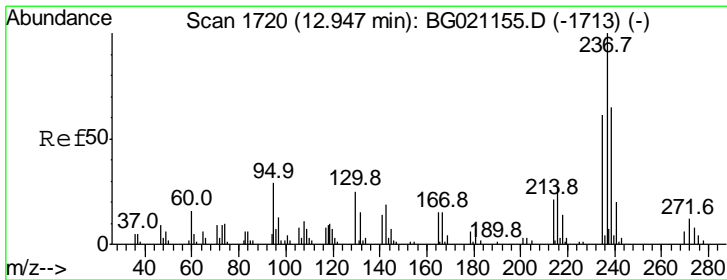
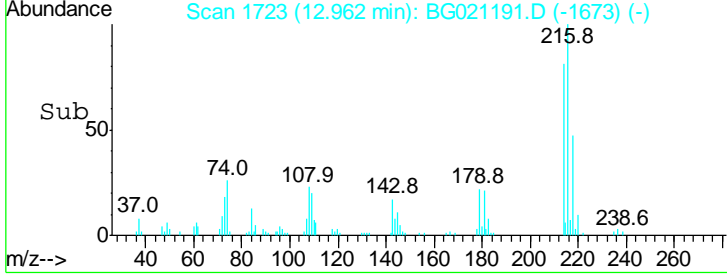
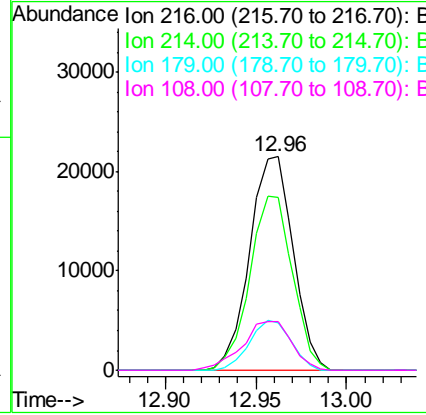
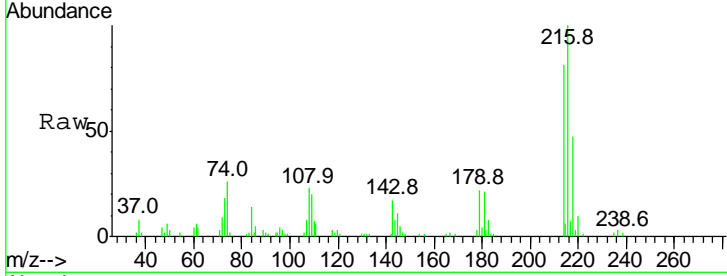




#39
 1,2,4,5-Tetrachlorobenzene
 Concen: 40.72 ng
 RT: 12.96 min Scan# 1723
 Delta R.T. -0.01 min
 Lab File: BG021191.D
 Acq: 1 Mar 2016 19:45

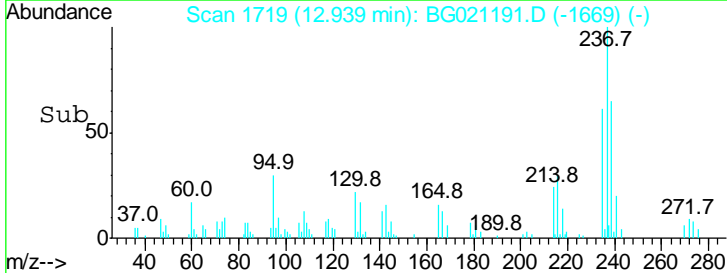
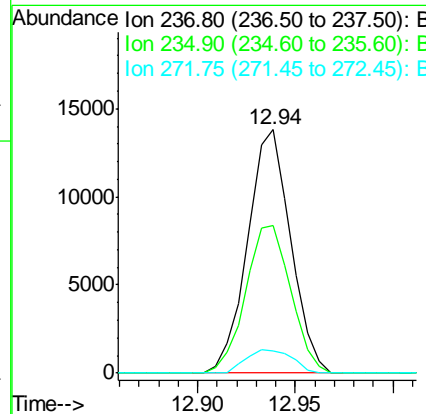
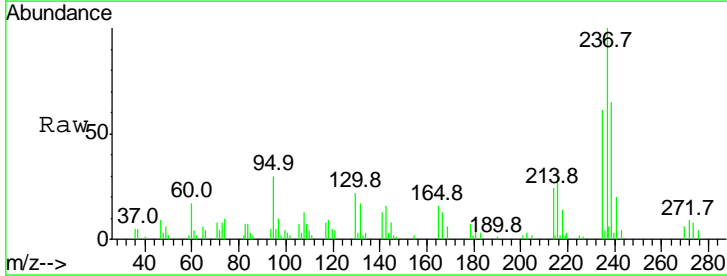
Instrument :
 BNA_G
 ClientSampleId :
 SSTDCCC040

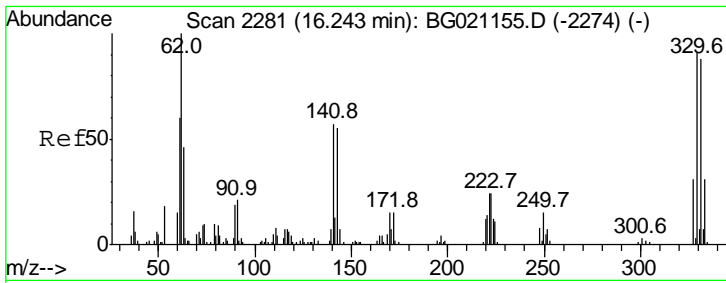
Tgt Ion	Ratio	Lower	Upper
216	100		
214	79.7	63.5	95.3
179	22.2	17.4	26.0
108	25.9	16.8	25.2#



#40
 Hexachlorocyclopentadiene
 Concen: 43.48 ng
 RT: 12.94 min Scan# 1719
 Delta R.T. -0.01 min
 Lab File: BG021191.D
 Acq: 1 Mar 2016 19:45

Tgt Ion	Ratio	Lower	Upper
237	100		
235	60.7	42.9	82.9
272	9.4	0.0	32.3

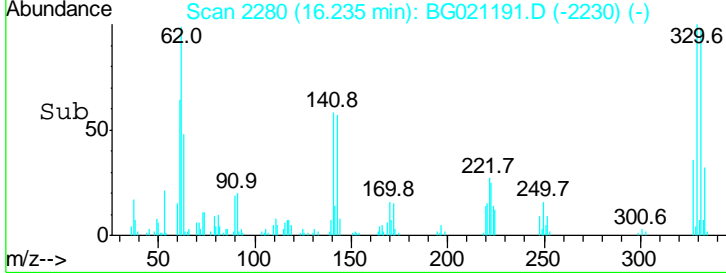
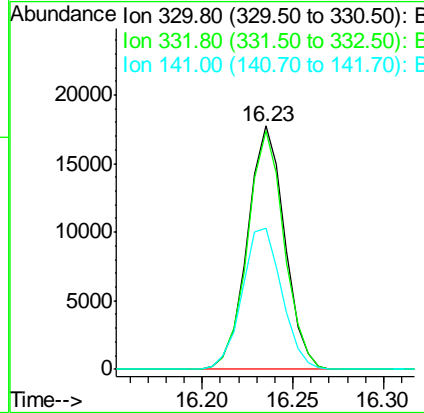
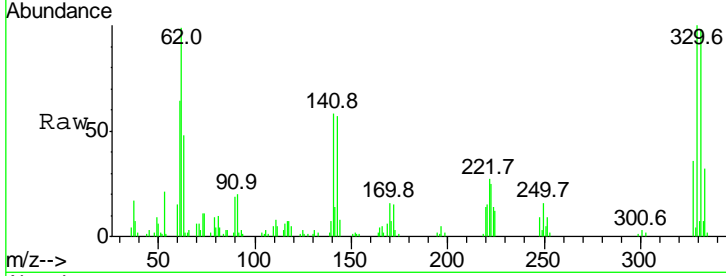




#41
 2,4,6-Tribromophenol
 Concen: 82.38 ng
 RT: 16.23 min Scan# 2280
 Delta R.T. -0.01 min
 Lab File: BG021191.D
 Acq: 1 Mar 2016 19:45

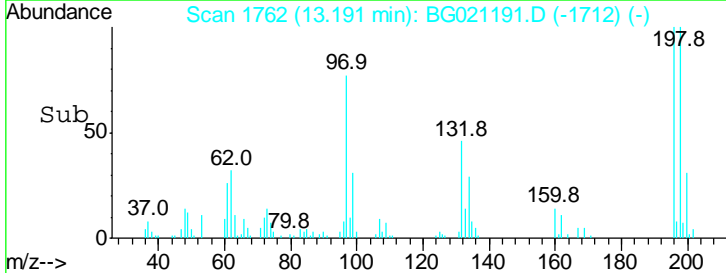
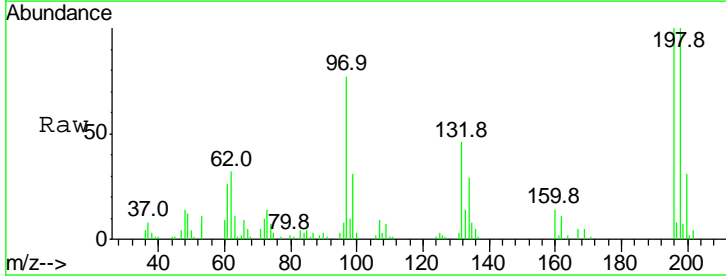
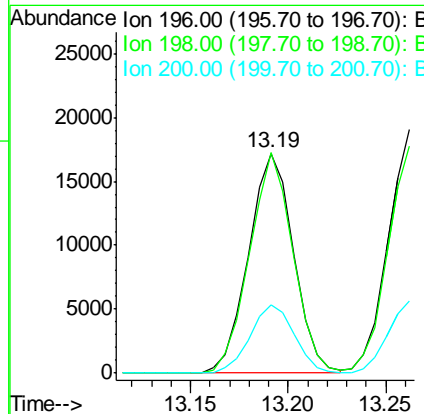
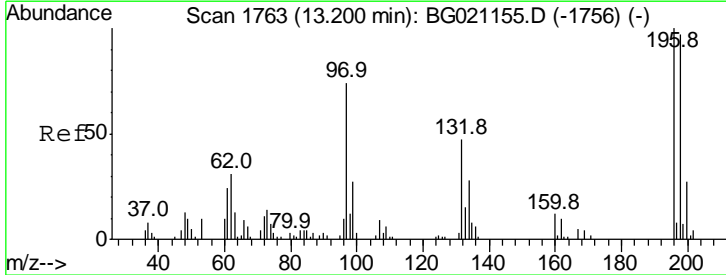
Instrument :
 BNA_G
 ClientSampled :
 SSTDCCC040

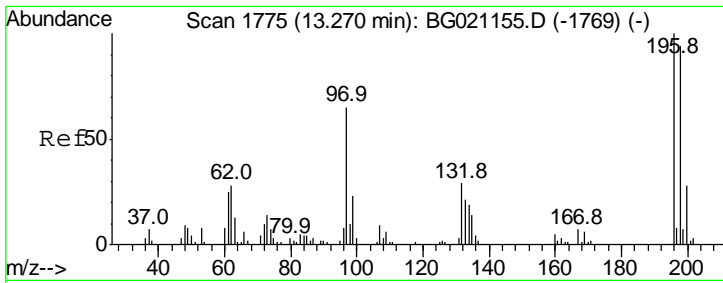
Tgt Ion	Resp	Lower	Upper
330	100		
332	96.7	77.4	116.0
141	62.1	35.3	52.9#



#42
 2,4,6-Trichlorophenol
 Concen: 41.09 ng
 RT: 13.19 min Scan# 1762
 Delta R.T. -0.01 min
 Lab File: BG021191.D
 Acq: 1 Mar 2016 19:45

Tgt Ion	Resp	Lower	Upper
196	100		
198	100.5	75.8	113.8
200	33.3	23.8	35.8

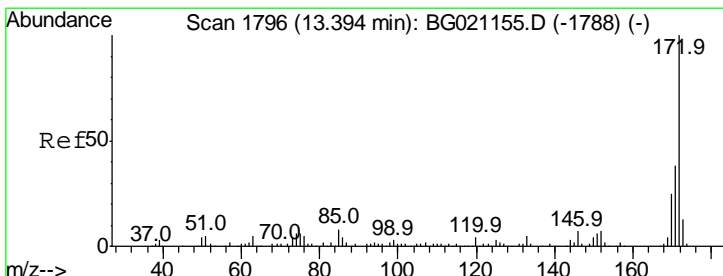
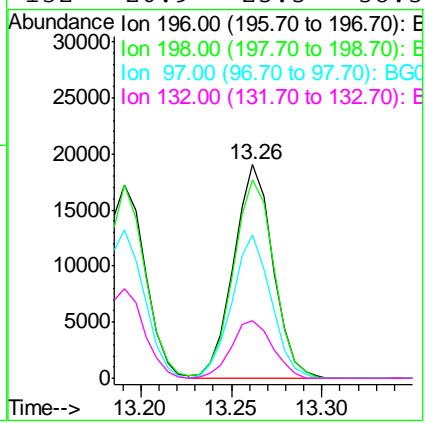
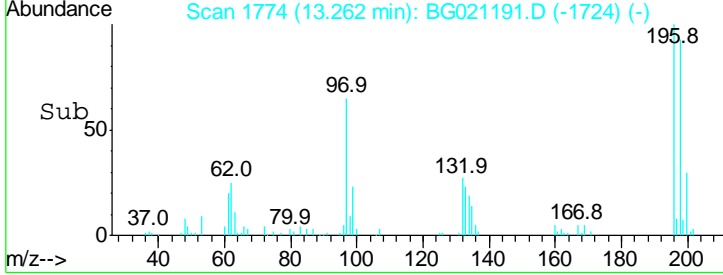
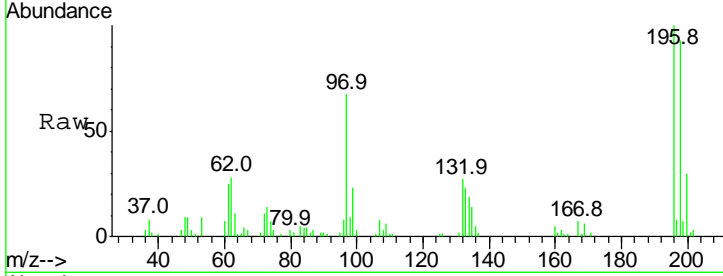




#43
 2,4,5-Trichlorophenol
 Concen: 40.58 ng
 RT: 13.26 min Scan# 1774
 Delta R.T. -0.01 min
 Lab File: BG021191.D
 Acq: 1 Mar 2016 19:45

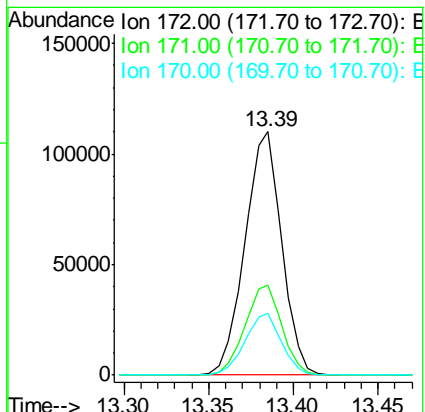
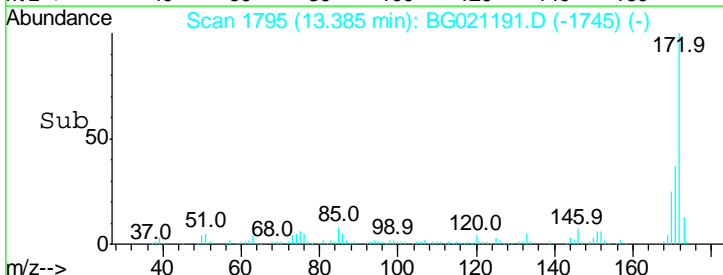
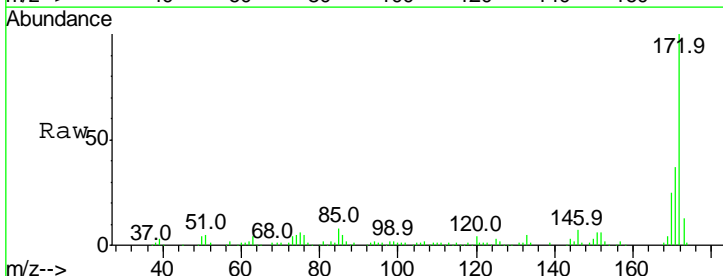
Instrument :
 BNA_G
 ClientSampleId :
 SSTDCCC040

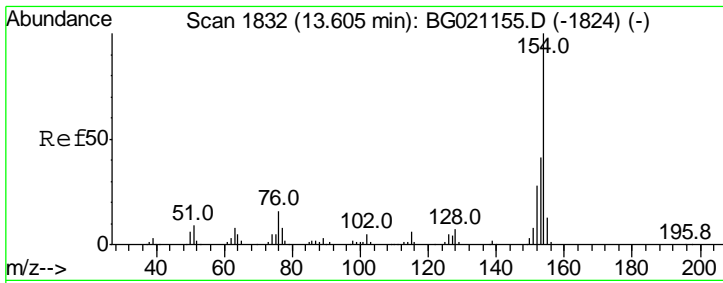
Tgt Ion	Resp	Lower	Upper
196	100		
198	93.2	80.2	120.4
97	67.3	42.9	64.3#
132	26.9	25.5	38.3



#44
 2-Fluorobiphenyl
 Concen: 80.18 ng
 RT: 13.39 min Scan# 1795
 Delta R.T. -0.01 min
 Lab File: BG021191.D
 Acq: 1 Mar 2016 19:45

Tgt Ion	Resp	Lower	Upper
172	100		
171	36.8	29.4	44.0
170	25.3	19.8	29.8

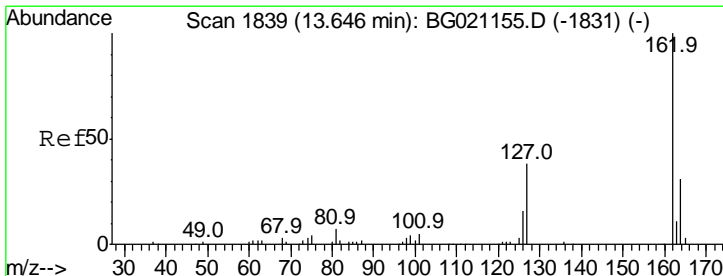
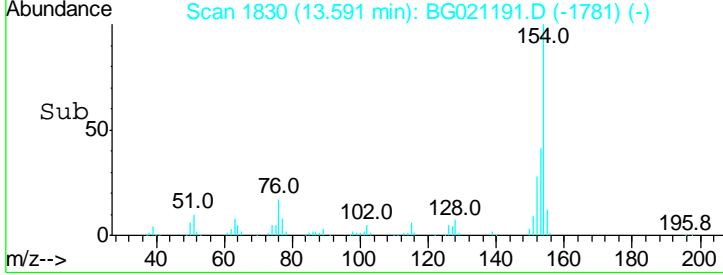
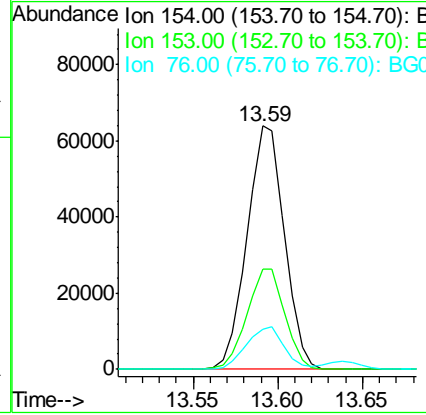
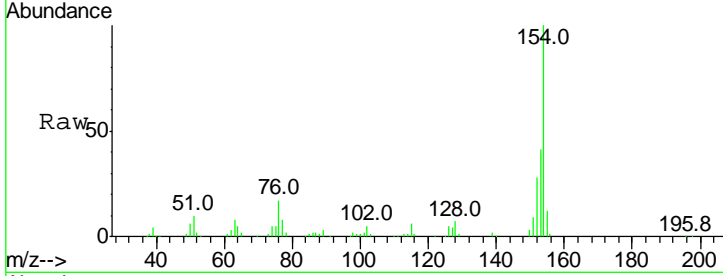




#45
 1,1'-Biphenyl
 Concen: 40.63 ng
 RT: 13.59 min Scan# 1830
 Delta R.T. -0.01 min
 Lab File: BG021191.D
 Acq: 1 Mar 2016 19:45

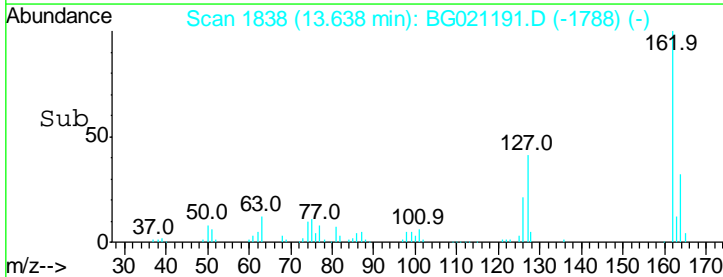
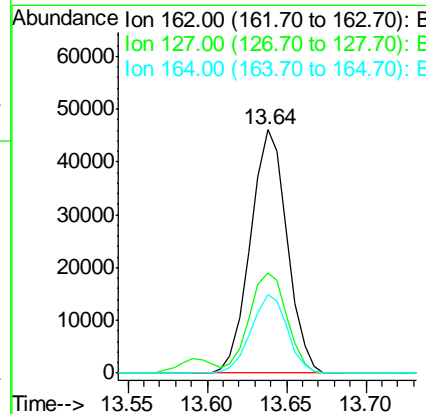
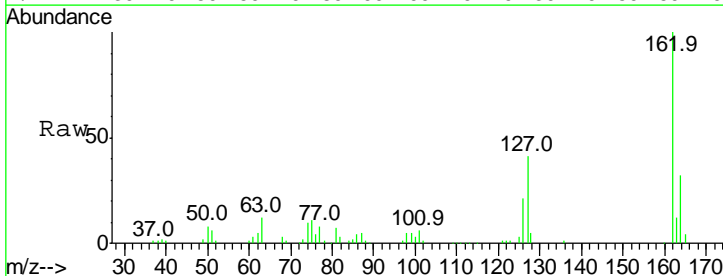
Instrument : BNA_G
 ClientSampleId : SSTDCCC040

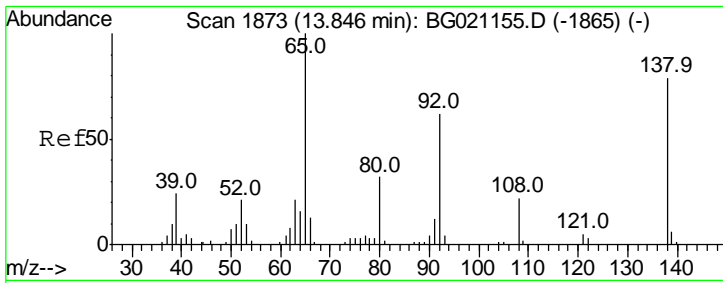
Tgt Ion	Resp	Lower	Upper
154	100		
153	41.4	19.8	59.8
76	16.6	0.0	33.6



#46
 2-Chloronaphthalene
 Concen: 40.78 ng
 RT: 13.64 min Scan# 1838
 Delta R.T. -0.01 min
 Lab File: BG021191.D
 Acq: 1 Mar 2016 19:45

Tgt Ion	Resp	Lower	Upper
162	100		
127	41.4	31.8	47.8
164	32.4	26.3	39.5

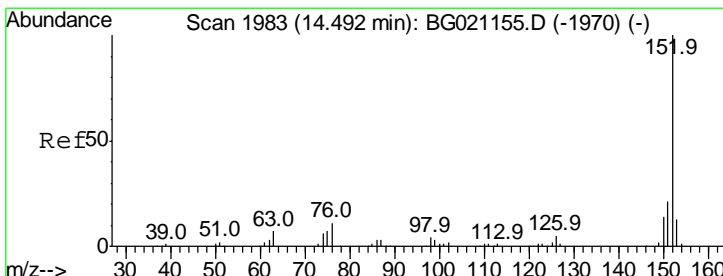
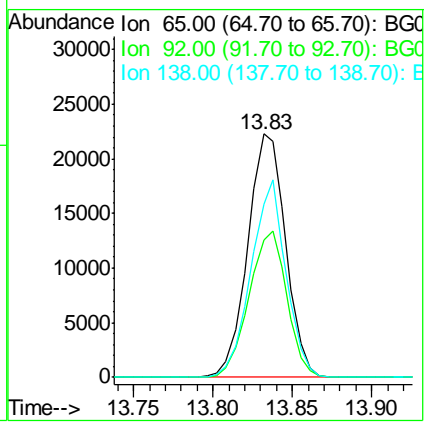
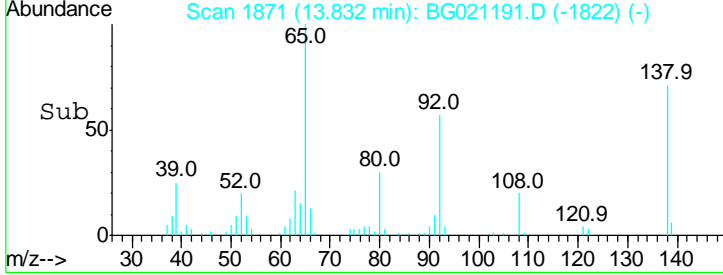
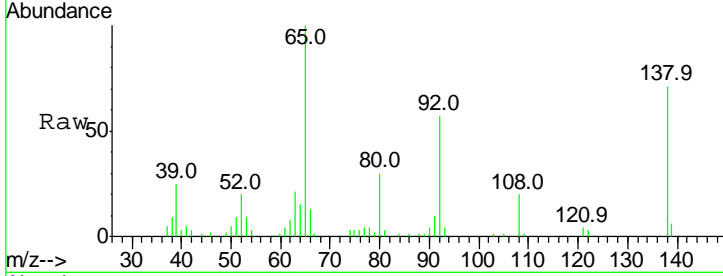




#47
 2-Nitroaniline
 Concen: 41.62 ng
 RT: 13.83 min Scan# 1871
 Delta R.T. -0.01 min
 Lab File: BG021191.D
 Acq: 1 Mar 2016 19:45

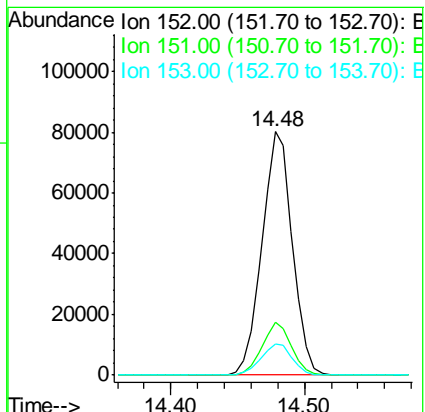
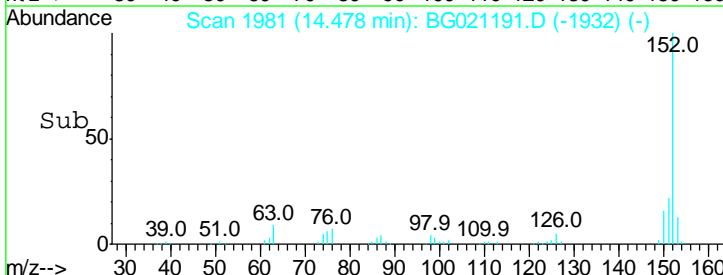
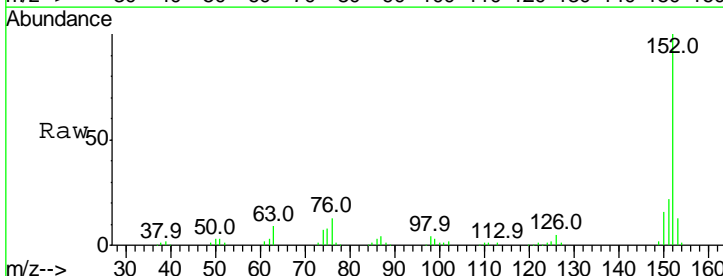
Instrument :
 BNA_G
 ClientSampleId :
 SSTDCCC040

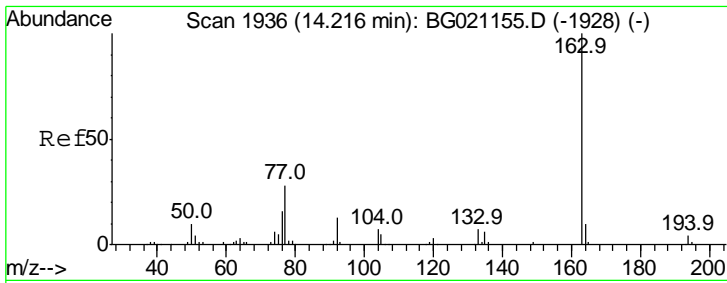
Tgt Ion	Resp	Lower	Upper
65	100		
92	56.7	54.6	82.0
138	71.1	94.9	142.3#



#48
 Acenaphthylene
 Concen: 40.92 ng
 RT: 14.48 min Scan# 1981
 Delta R.T. -0.01 min
 Lab File: BG021191.D
 Acq: 1 Mar 2016 19:45

Tgt Ion	Resp	Lower	Upper
152	100		
151	21.6	15.9	23.9
153	12.7	10.2	15.2

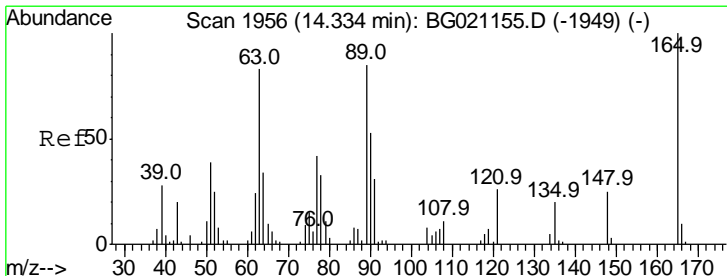
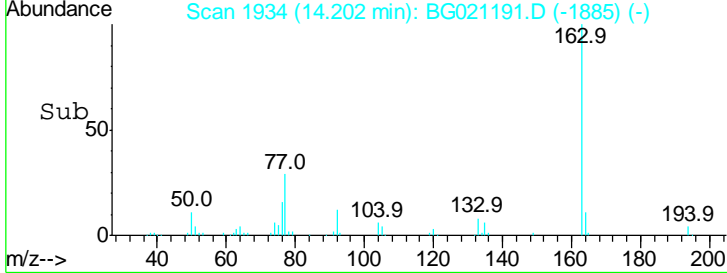
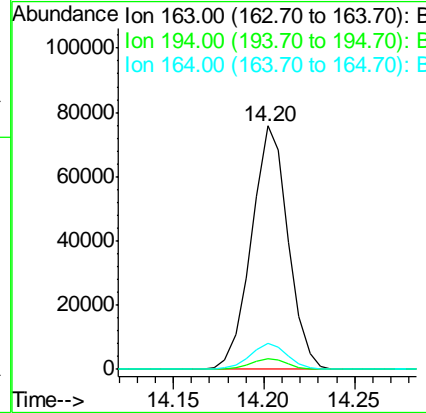
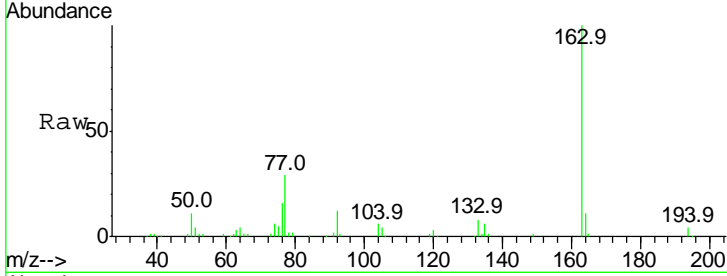




#49
 Dimethylphthalate
 Concen: 40.64 ng
 RT: 14.20 min Scan# 1934
 Delta R.T. -0.01 min
 Lab File: BG021191.D
 Acq: 1 Mar 2016 19:45

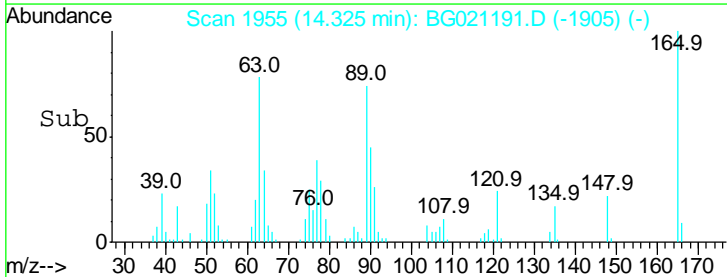
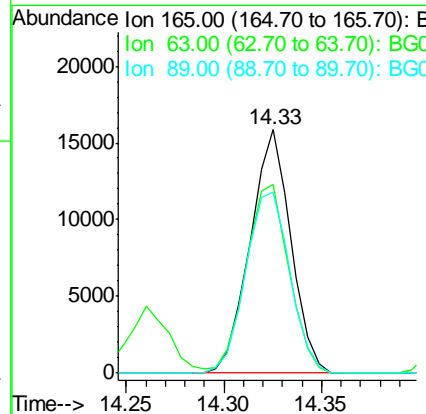
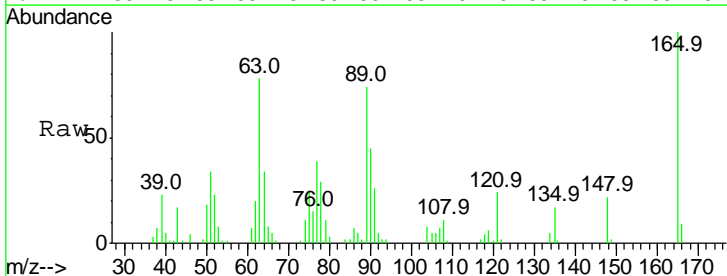
Instrument :
 BNA_G
 ClientSampleId :
 SSTDCCC040

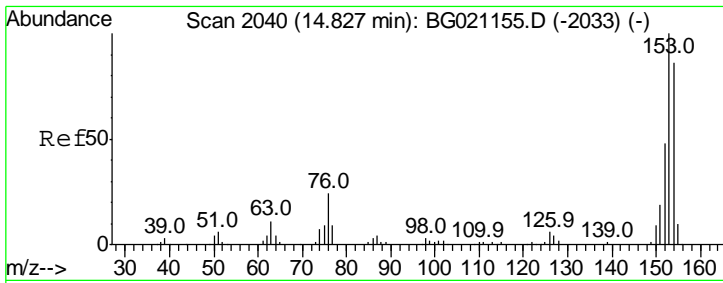
Tgt Ion	Resp	Lower	Upper
163	106603		
163	100		
194	4.2	2.8	4.2
164	10.9	7.9	11.9



#50
 2,6-Dinitrotoluene
 Concen: 41.53 ng
 RT: 14.33 min Scan# 1955
 Delta R.T. -0.01 min
 Lab File: BG021191.D
 Acq: 1 Mar 2016 19:45

Tgt Ion	Resp	Lower	Upper
165	22792		
165	100		
63	77.5	42.1	63.1#
89	74.1	46.1	69.1#

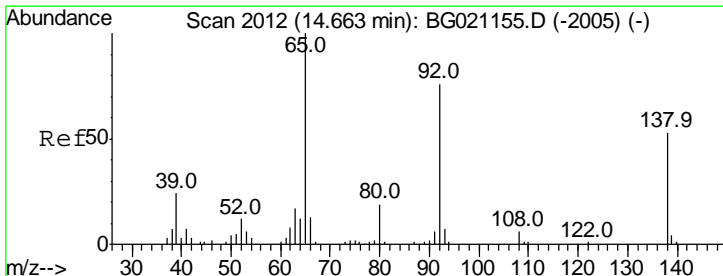
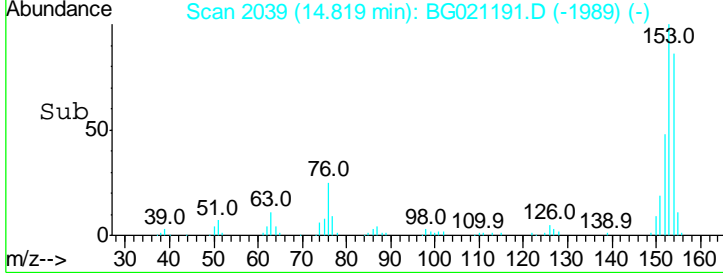
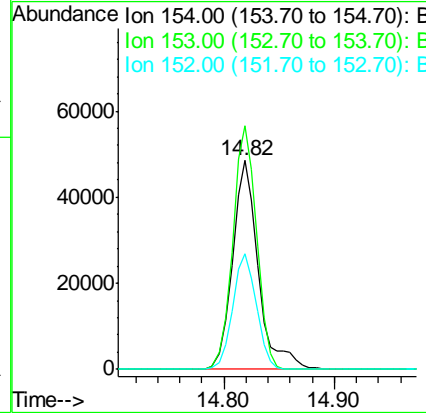
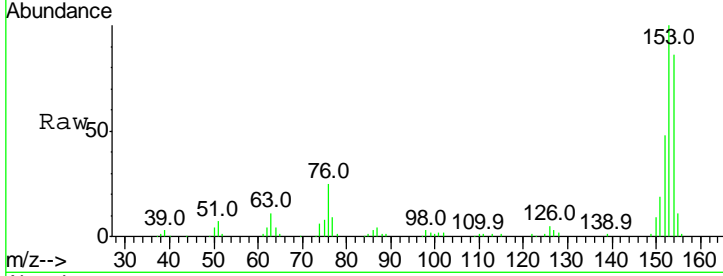




#51
 Acenaphthene
 Concen: 40.70 ng
 RT: 14.82 min Scan# 2039
 Delta R.T. -0.01 min
 Lab File: BG021191.D
 Acq: 1 Mar 2016 19:45

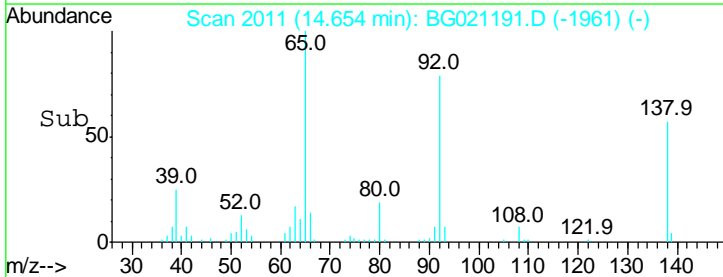
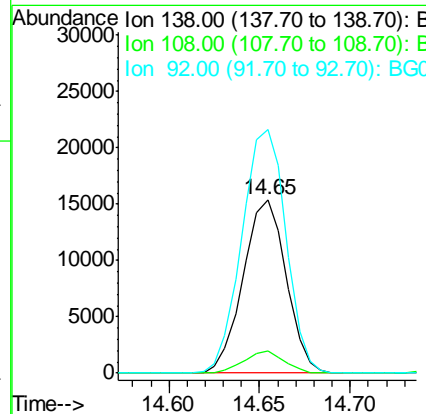
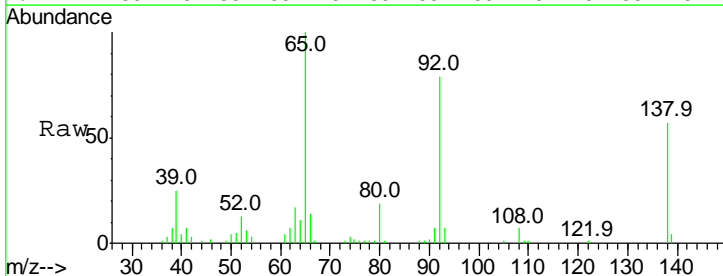
Instrument :
 BNA_G
 ClientSampleId :
 SSTDCCC040

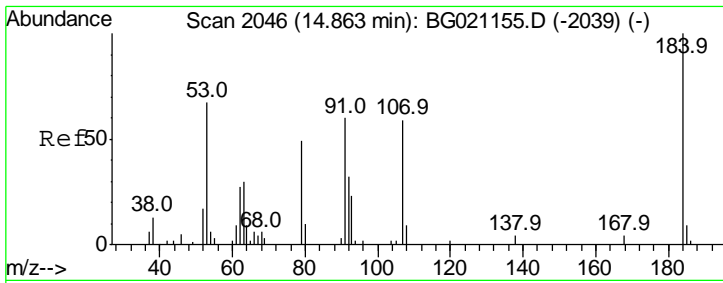
Tgt Ion	Resp	Lower	Upper
154	100		
153	116.8	94.2	141.2
152	55.6	42.9	64.3



#52
 3-Nitroaniline
 Concen: 41.61 ng
 RT: 14.65 min Scan# 2011
 Delta R.T. -0.01 min
 Lab File: BG021191.D
 Acq: 1 Mar 2016 19:45

Tgt Ion	Resp	Lower	Upper
138	100		
108	12.6	5.8	8.6#
92	140.2	83.6	125.4#

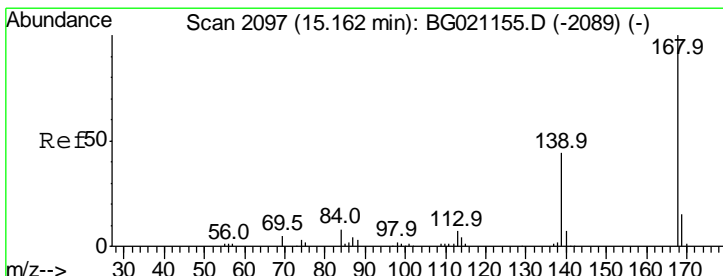
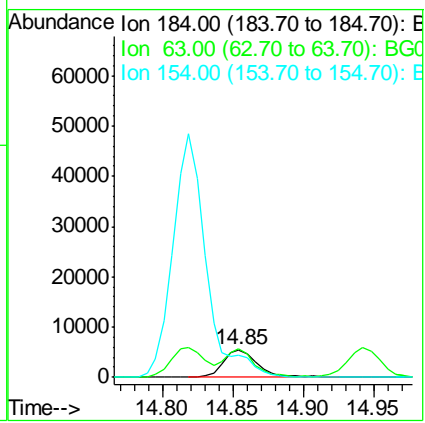
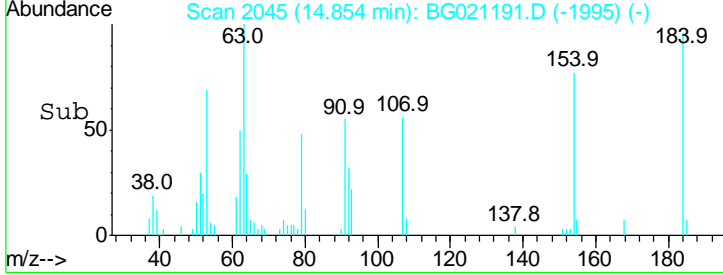
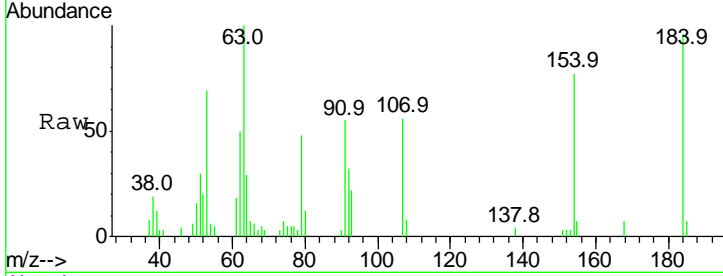




#53
 2,4-Dinitrophenol
 Concen: 34.04 ng
 RT: 14.85 min Scan# 2045
 Delta R.T. -0.01 min
 Lab File: BG021191.D
 Acq: 1 Mar 2016 19:45

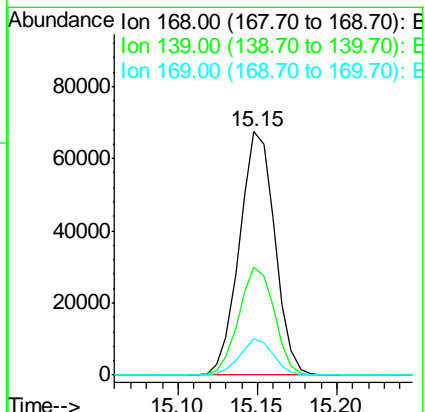
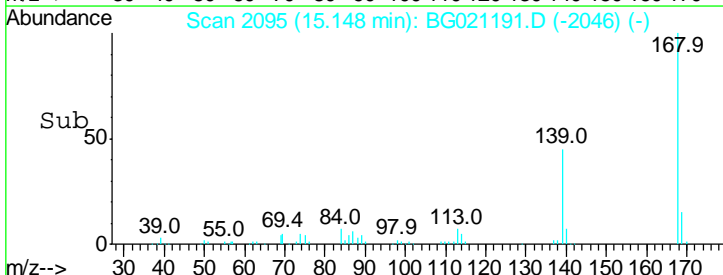
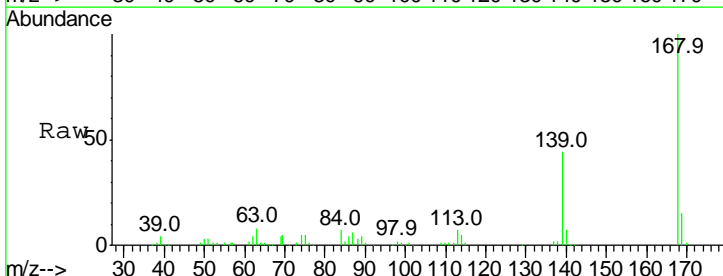
Instrument :
 BNA_G
 ClientSampled :
 SSTDCCC040

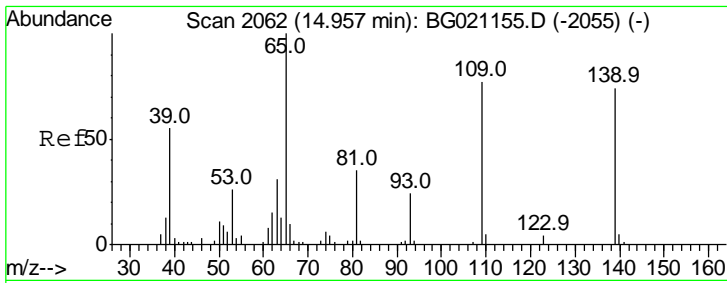
Tgt Ion	Resp	Lower	Upper
184	100		
63	103.6	57.0	85.6#
154	79.8	51.3	76.9#



#54
 Dibenzofuran
 Concen: 40.01 ng
 RT: 15.15 min Scan# 2095
 Delta R.T. -0.01 min
 Lab File: BG021191.D
 Acq: 1 Mar 2016 19:45

Tgt Ion	Resp	Lower	Upper
168	100		
139	44.4	29.8	44.8
169	15.0	11.4	17.2

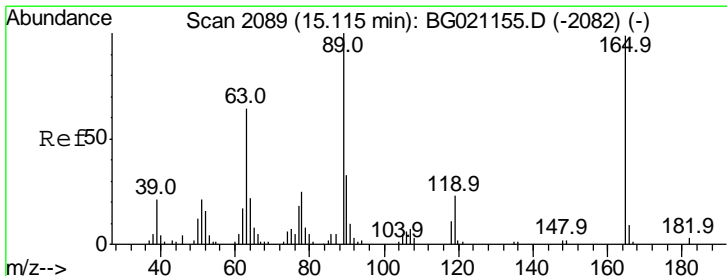
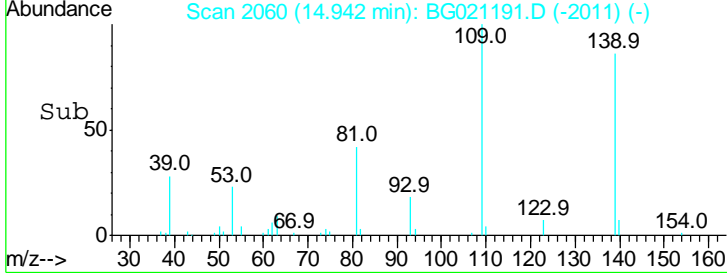
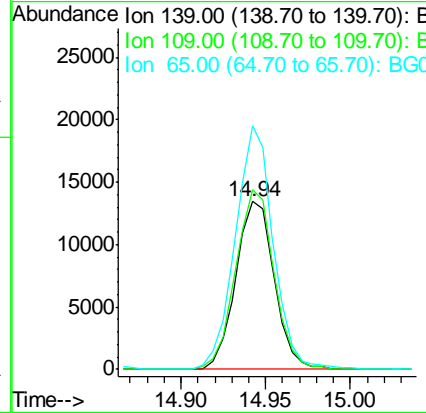
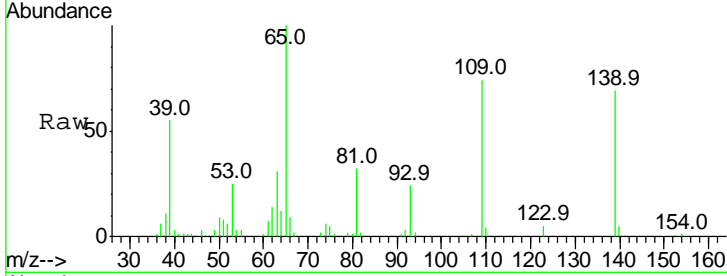




#55
 4-Nitrophenol
 Concen: 42.10 ng
 RT: 14.94 min Scan# 2060
 Delta R.T. -0.01 min
 Lab File: BG021191.D
 Acq: 1 Mar 2016 19:45

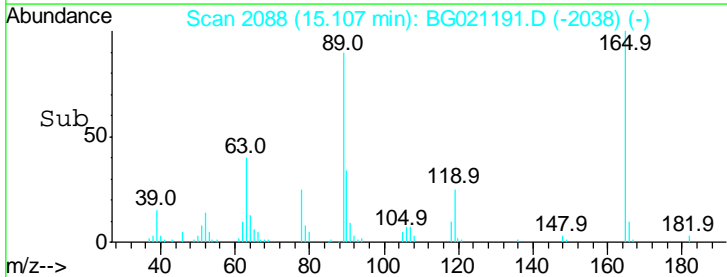
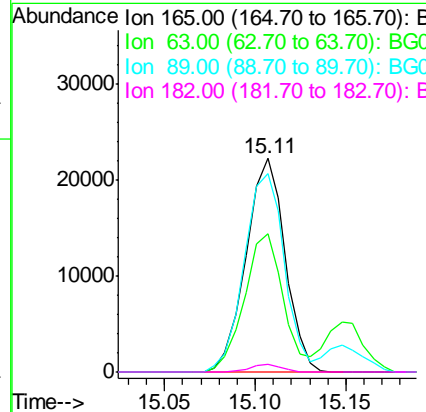
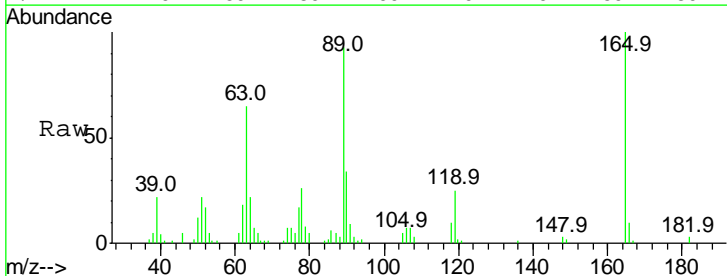
Instrument :
 BNA_G
 ClientSampleId :
 SSTDCCC040

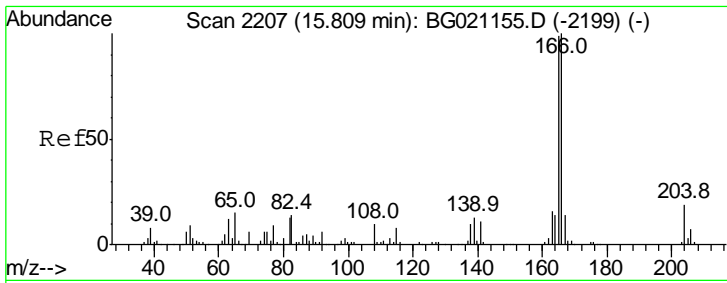
Tgt Ion	Resp	Lower	Upper
139	21260		
109	107.0	54.1	94.1#
65	144.9	73.4	113.4#



#56
 2,4-Dinitrotoluene
 Concen: 42.00 ng
 RT: 15.11 min Scan# 2088
 Delta R.T. -0.01 min
 Lab File: BG021191.D
 Acq: 1 Mar 2016 19:45

Tgt Ion	Resp	Lower	Upper
165	33203		
165	100		
63	64.9	34.1	51.1#
89	93.1	63.0	94.4
182	3.3	1.4	2.2#

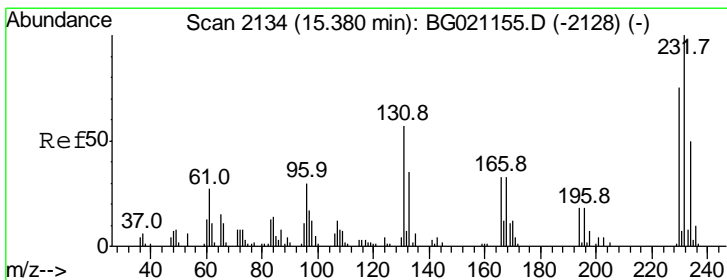
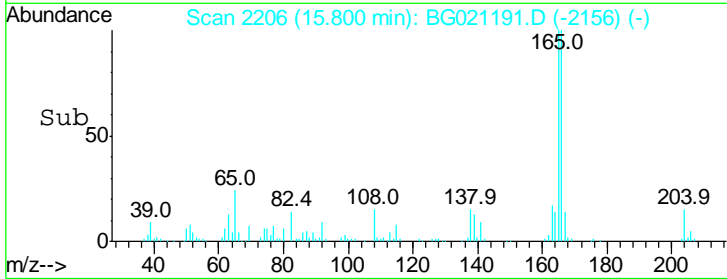
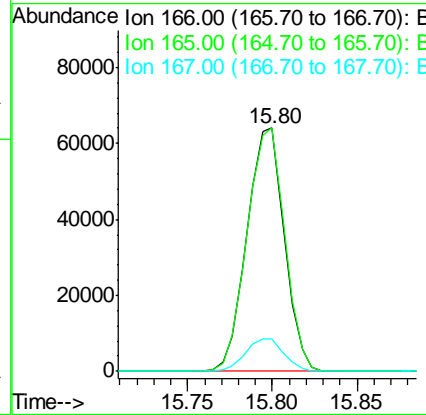
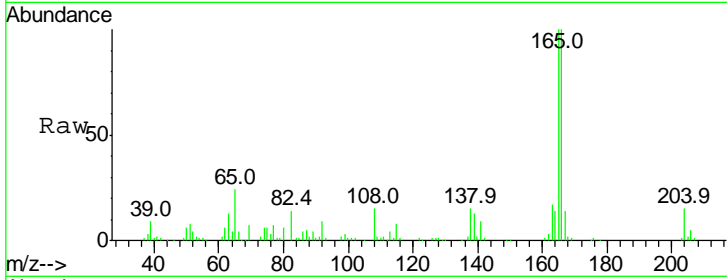




#57
 Fluorene
 Concen: 39.82 ng
 RT: 15.80 min Scan# 2206
 Delta R.T. -0.01 min
 Lab File: BG021191.D
 Acq: 1 Mar 2016 19:45

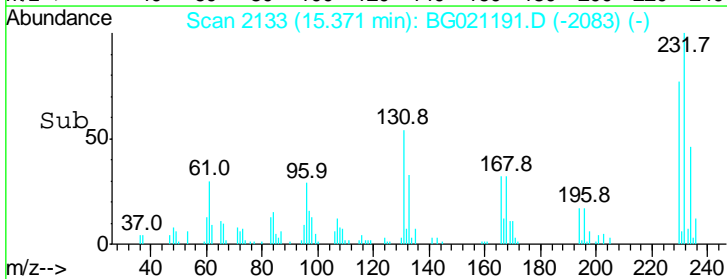
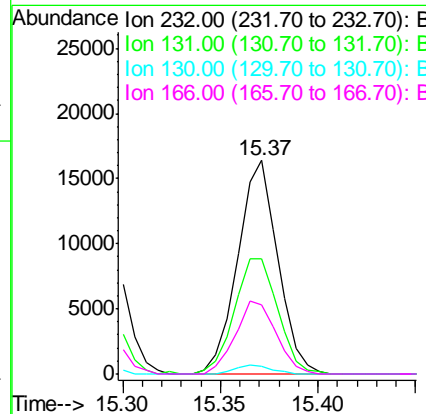
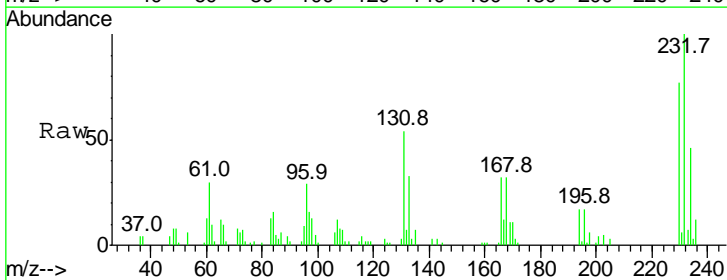
Instrument :
 BNA_G
 ClientSampled :
 SSTDCCC040

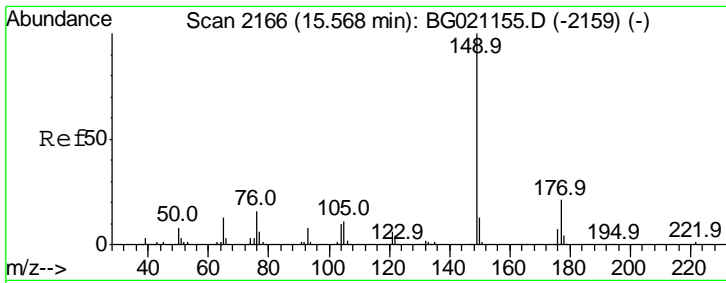
Tgt Ion	Resp	Lower	Upper
166	100		
165	100.0	81.3	121.9
167	13.6	10.6	16.0



#58
 2,3,4,6-Tetrachlorophenol
 Concen: 41.05 ng
 RT: 15.37 min Scan# 2133
 Delta R.T. -0.01 min
 Lab File: BG021191.D
 Acq: 1 Mar 2016 19:45

Tgt Ion	Resp	Lower	Upper
232	100		
131	58.8	41.4	62.2
130	3.7	1.8	2.8#
166	34.8	26.6	39.8

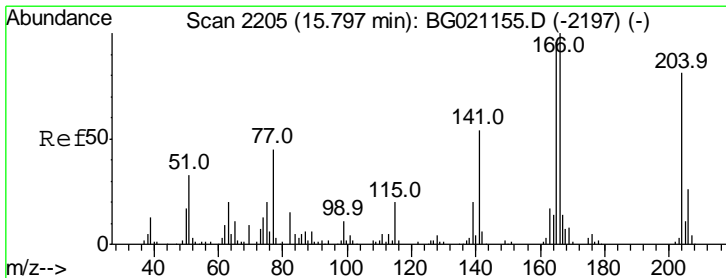
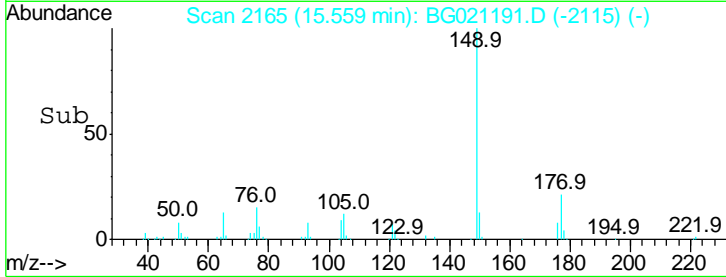
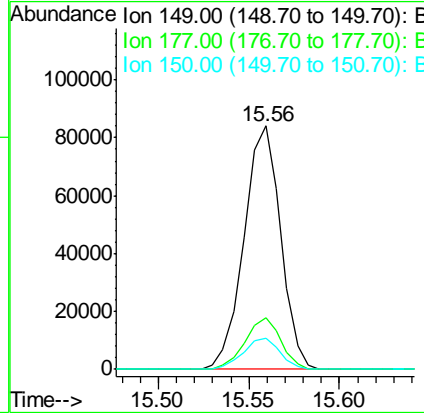
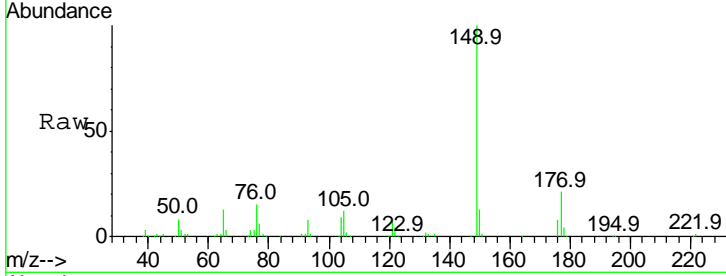




#59
 Diethylphthalate
 Concen: 40.62 ng
 RT: 15.56 min Scan# 2165
 Delta R.T. -0.01 min
 Lab File: BG021191.D
 Acq: 1 Mar 2016 19:45

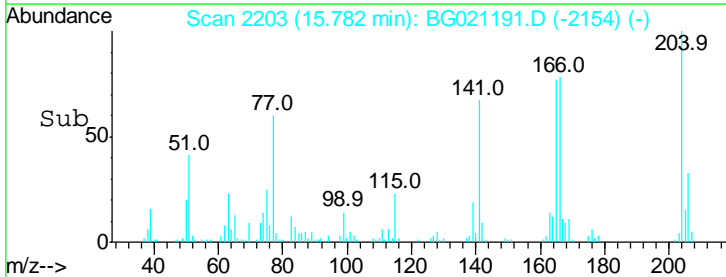
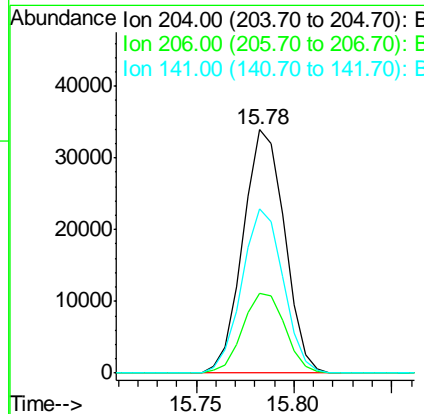
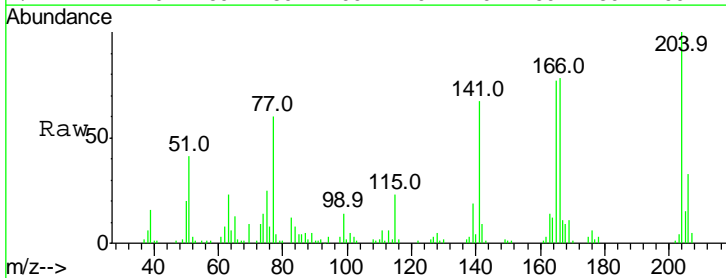
Instrument :
 BNA_G
 ClientSampleId :
 SSTDCCC040

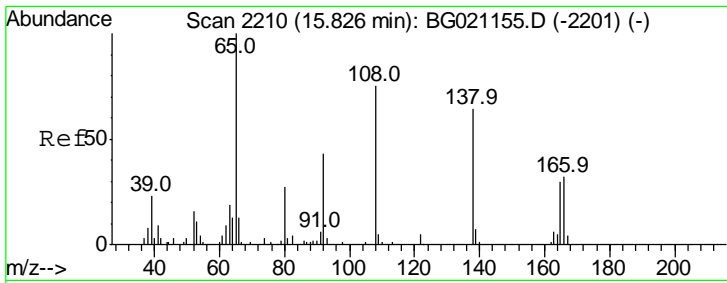
Tgt Ion	Resp	Lower	Upper
149	117749		
149	100		
177	21.0	15.8	23.8
150	12.6	10.1	15.1



#60
 4-Chlorophenyl-phenylether
 Concen: 40.33 ng
 RT: 15.78 min Scan# 2203
 Delta R.T. -0.01 min
 Lab File: BG021191.D
 Acq: 1 Mar 2016 19:45

Tgt Ion	Resp	Lower	Upper
204	50033		
204	100		
206	32.8	26.9	40.3
141	67.4	50.8	76.2

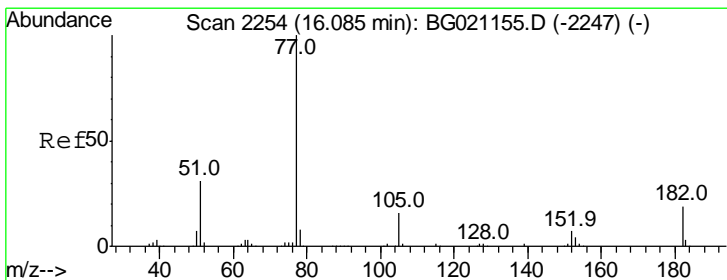
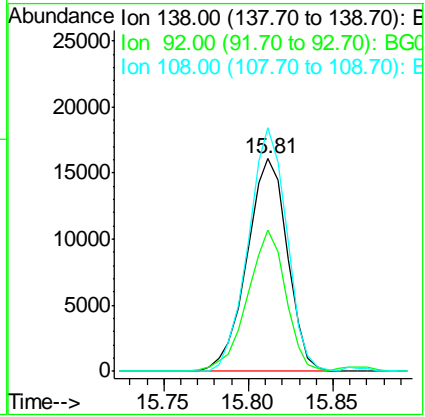
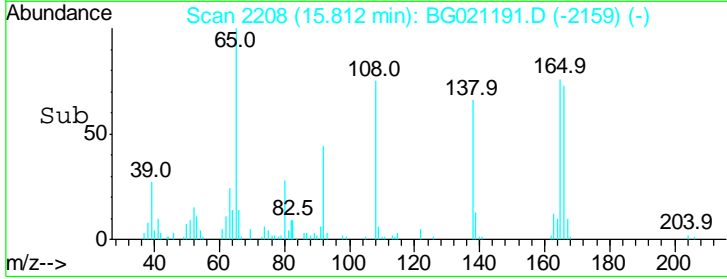
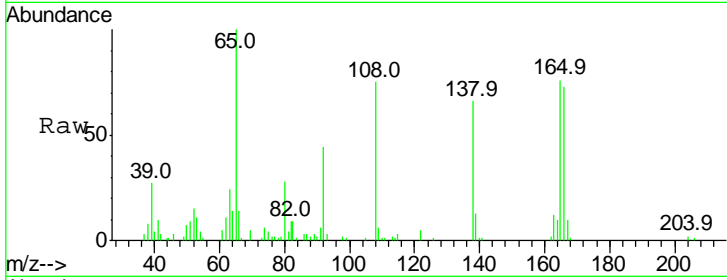




#61
 4-Nitroaniline
 Concen: 41.19 ng
 RT: 15.81 min Scan# 2208
 Delta R.T. -0.01 min
 Lab File: BG021191.D
 Acq: 1 Mar 2016 19:45

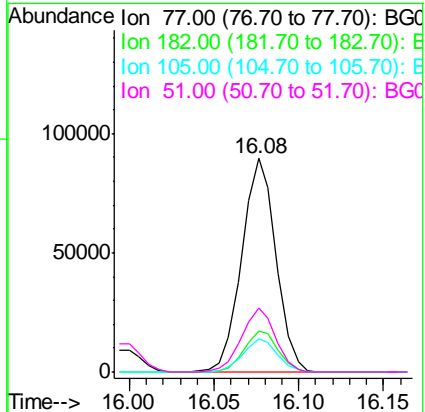
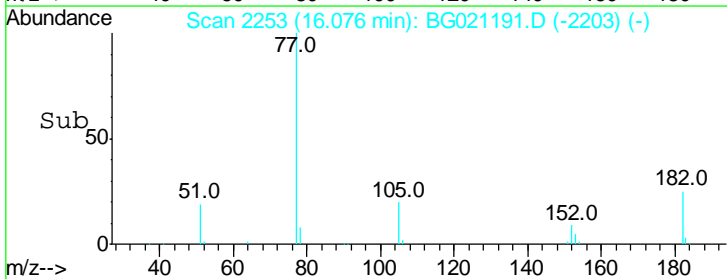
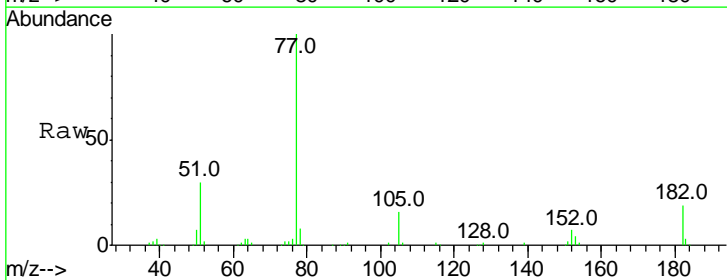
Instrument :
 BNA_G
 ClientSampled :
 SSTDCCC040

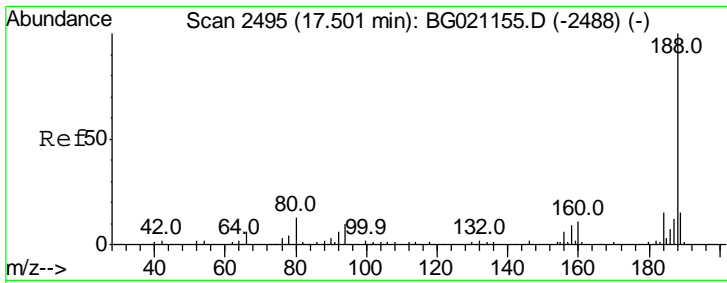
Tgt Ion	Resp	Lower	Upper
138	100		
92	66.5	28.0	68.0
108	114.6	52.6	92.6#



#62
 Azobenzene
 Concen: 40.41 ng
 RT: 16.08 min Scan# 2253
 Delta R.T. -0.01 min
 Lab File: BG021191.D
 Acq: 1 Mar 2016 19:45

Tgt Ion	Resp	Lower	Upper
77	100		
182	19.5	0.7	40.7
105	15.8	0.0	38.3
51	30.1	4.4	44.4

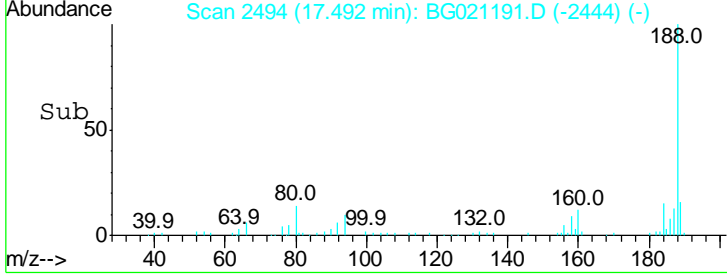
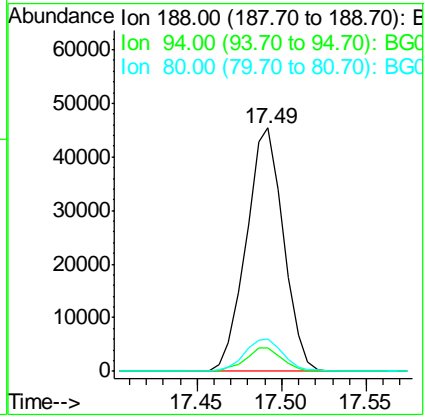
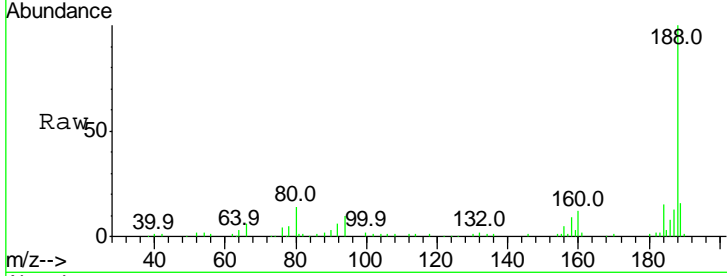




#63
 Phenanthrene-d10
 Concen: 20.00 ng
 RT: 17.49 min Scan# 2494
 Delta R.T. -0.01 min
 Lab File: BG021191.D
 Acq: 1 Mar 2016 19:45

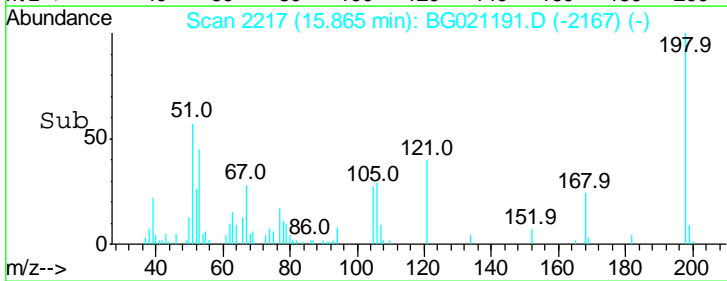
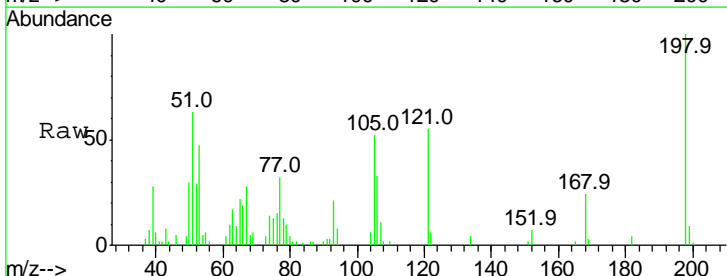
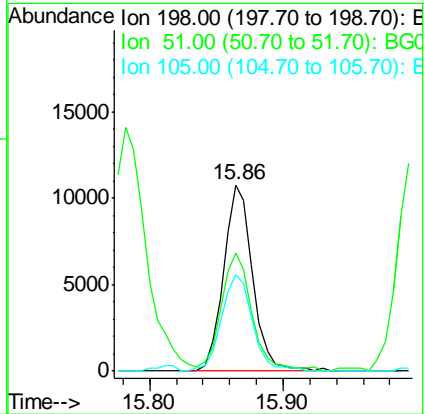
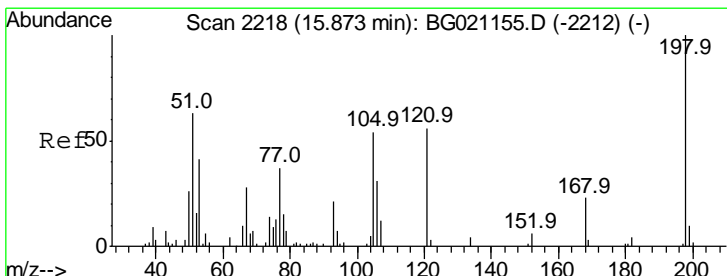
Instrument :
 BNA_G
 ClientSampleId :
 SSTDCCC040

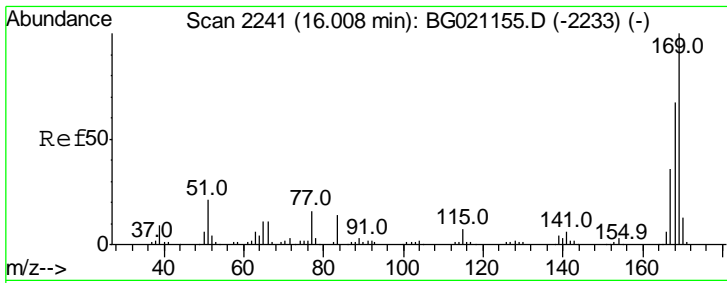
Tgt Ion	Resp	Lower	Upper
188	100		
94	9.8	8.2	12.4
80	13.5	9.2	13.8



#64
 4,6-Dinitro-2-methylphenol
 Concen: 35.39 ng
 RT: 15.86 min Scan# 2217
 Delta R.T. -0.01 min
 Lab File: BG021191.D
 Acq: 1 Mar 2016 19:45

Tgt Ion	Resp	Lower	Upper
198	100		
51	63.2	30.4	70.4
105	52.0	32.8	72.8

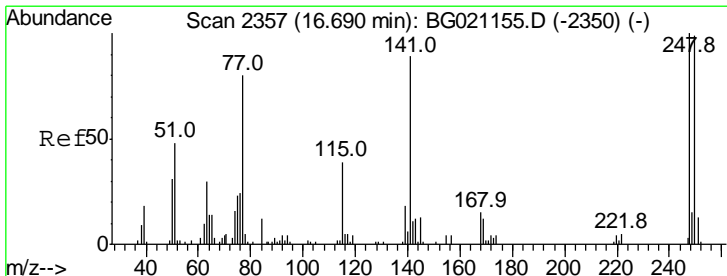
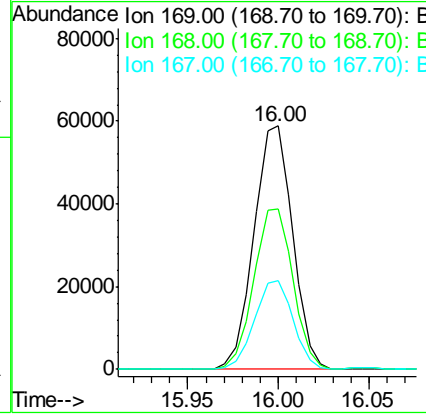
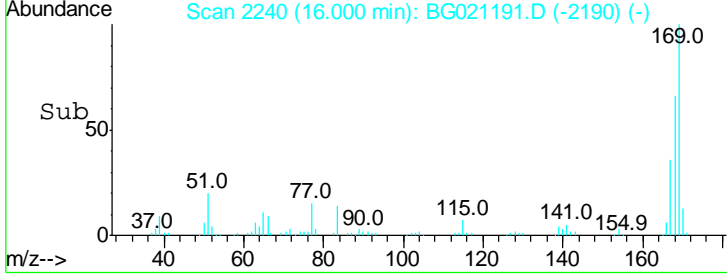
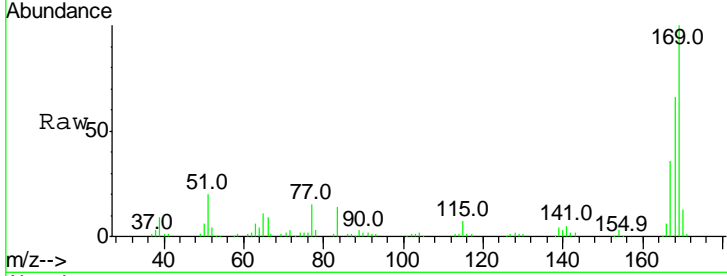




#65
 n-Nitrosodiphenylamine
 Concen: 41.10 ng
 RT: 16.00 min Scan# 2240
 Delta R.T. -0.01 min
 Lab File: BG021191.D
 Acq: 1 Mar 2016 19:45

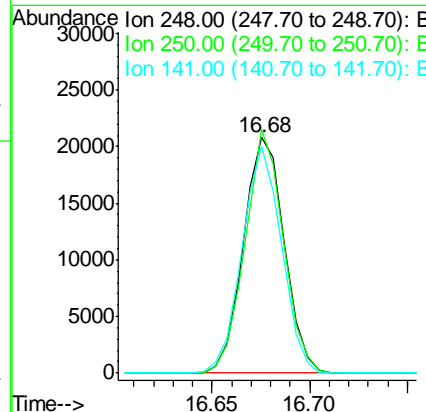
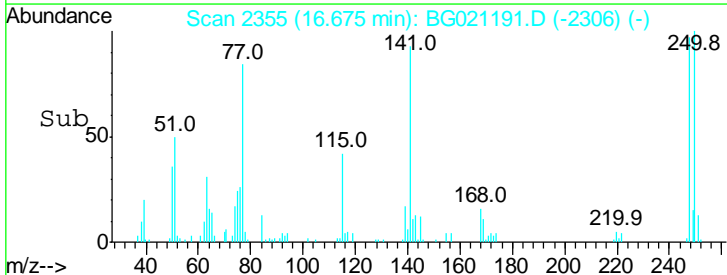
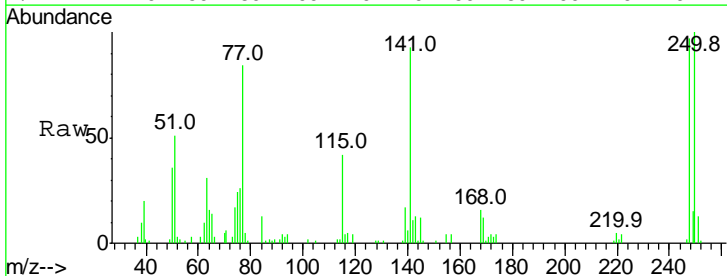
Instrument :
 BNA_G
 ClientSampled :
 SSTDCCC040

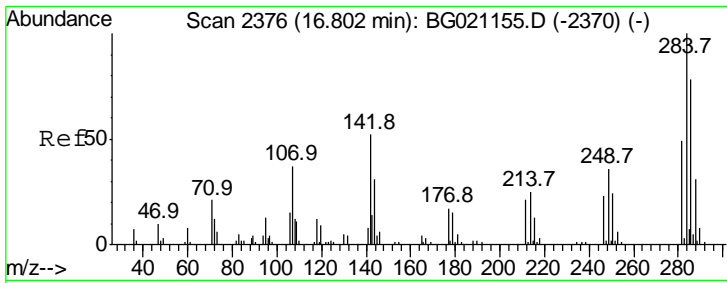
Tgt Ion	Resp	Lower	Upper
169	100		
168	65.8	58.2	87.2
167	36.2	31.0	46.6



#66
 4-Bromophenyl-phenylether
 Concen: 41.20 ng
 RT: 16.68 min Scan# 2355
 Delta R.T. -0.01 min
 Lab File: BG021191.D
 Acq: 1 Mar 2016 19:45

Tgt Ion	Resp	Lower	Upper
248	100		
250	103.3	76.4	114.6
141	96.4	57.4	86.0#

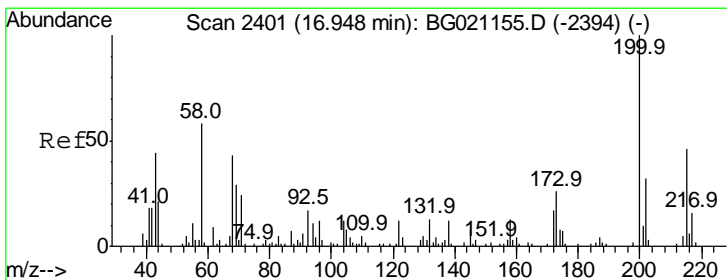
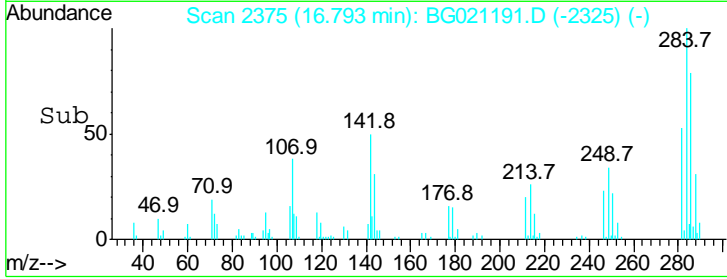
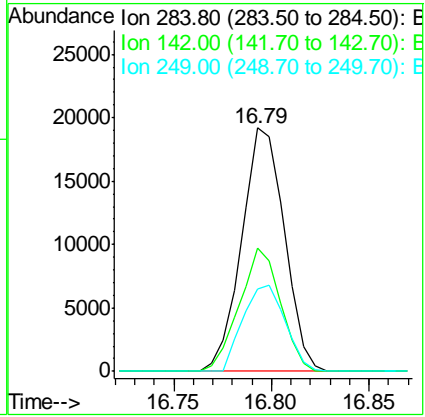
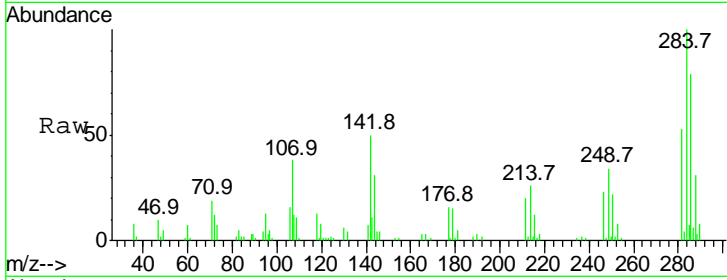




#67
 Hexachlorobenzene
 Concen: 41.15 ng
 RT: 16.79 min Scan# 2375
 Delta R.T. -0.01 min
 Lab File: BG021191.D
 Acq: 1 Mar 2016 19:45

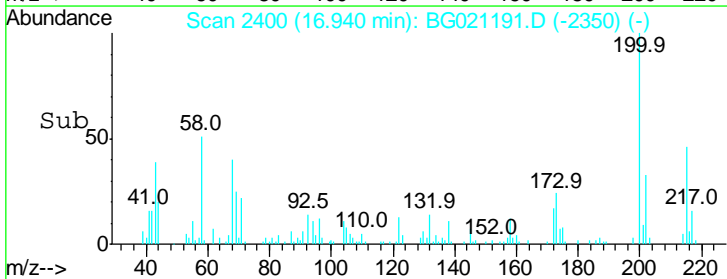
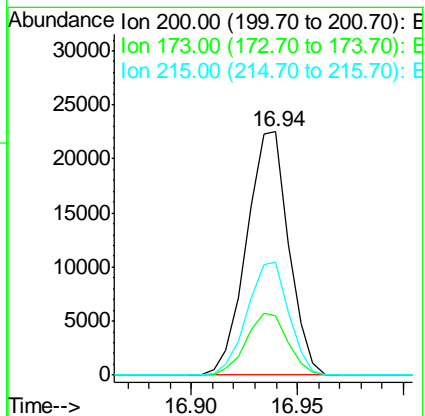
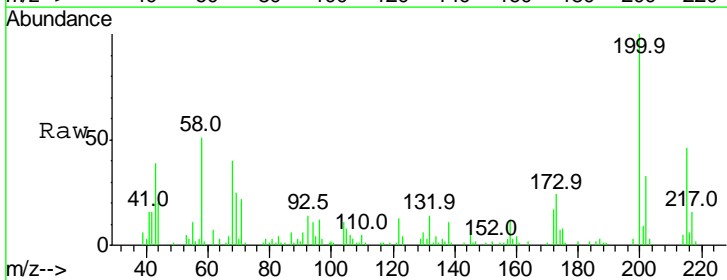
Instrument :
 BNA_G
 ClientSampleId :
 SSTDCCC040

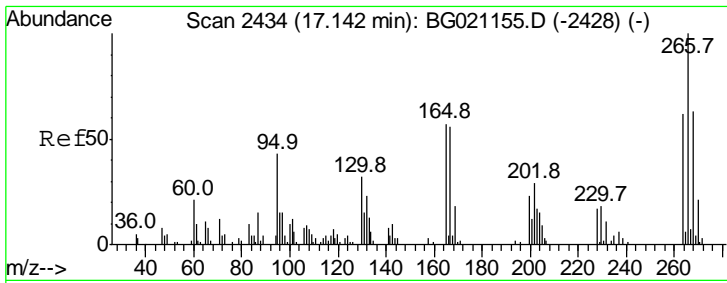
Tgt Ion	Resp	Lower	Upper
284	100		
142	50.5	32.1	48.1#
249	36.4	24.0	36.0#



#68
 Atrazine
 Concen: 42.54 ng
 RT: 16.94 min Scan# 2400
 Delta R.T. -0.01 min
 Lab File: BG021191.D
 Acq: 1 Mar 2016 19:45

Tgt Ion	Resp	Lower	Upper
200	100		
173	24.2	3.9	43.9
215	46.4	29.0	69.0

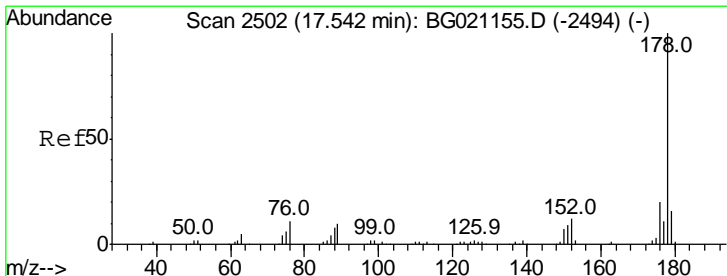
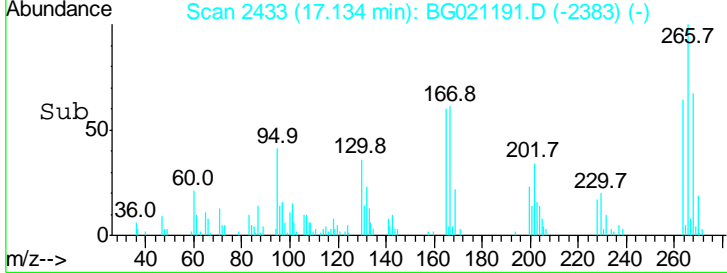
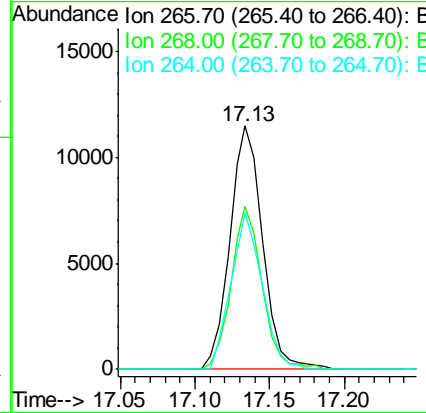
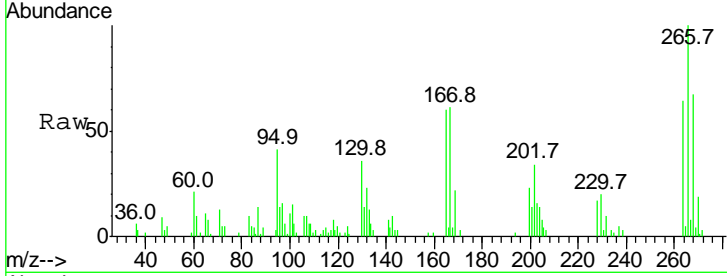




#69
 Pentachlorophenol
 Concen: 38.25 ng
 RT: 17.13 min Scan# 2433
 Delta R.T. -0.01 min
 Lab File: BG021191.D
 Acq: 1 Mar 2016 19:45

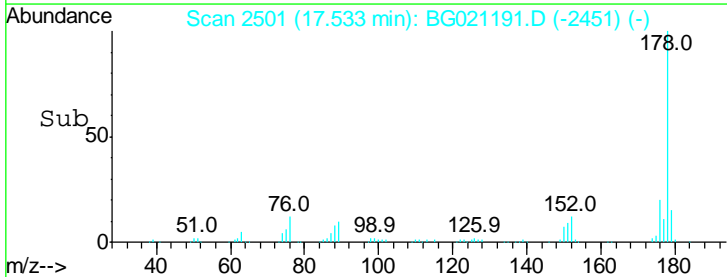
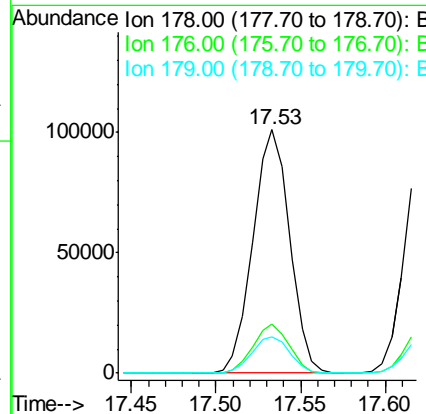
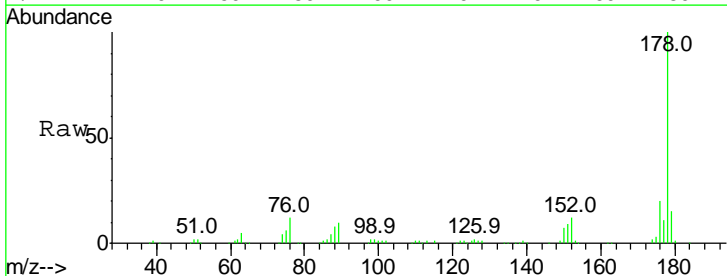
Instrument :
 BNA_G
 ClientSampleId :
 SSTDCCC040

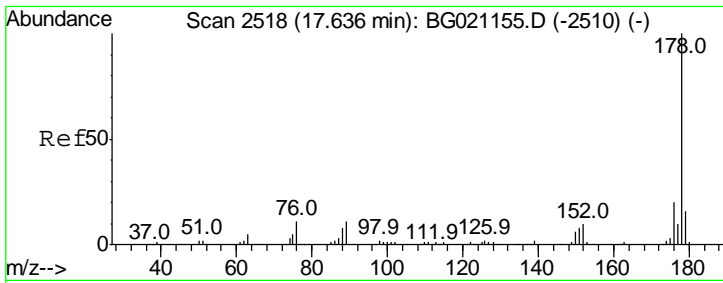
Tgt Ion	Resp	Lower	Upper
266	17630		
266	100		
268	70.7	51.0	76.6
264	69.7	47.8	71.8



#70
 Phenanthrene
 Concen: 40.83 ng
 RT: 17.53 min Scan# 2501
 Delta R.T. -0.01 min
 Lab File: BG021191.D
 Acq: 1 Mar 2016 19:45

Tgt Ion	Resp	Lower	Upper
178	153274		
178	100		
176	20.2	16.2	24.4
179	15.1	12.9	19.3



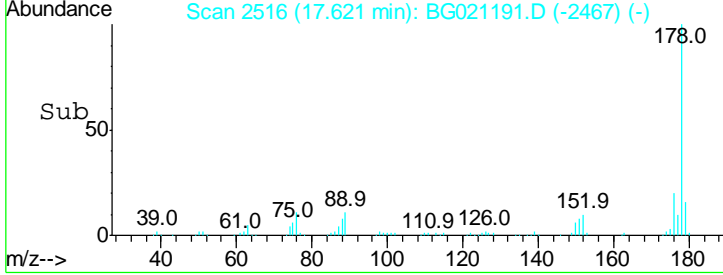
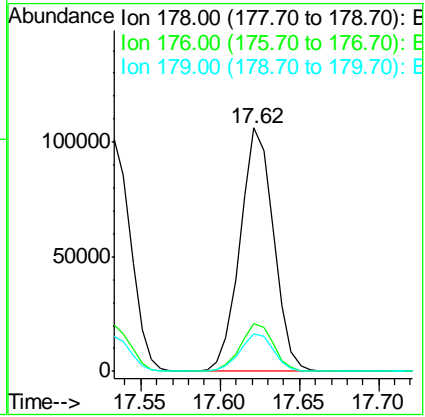
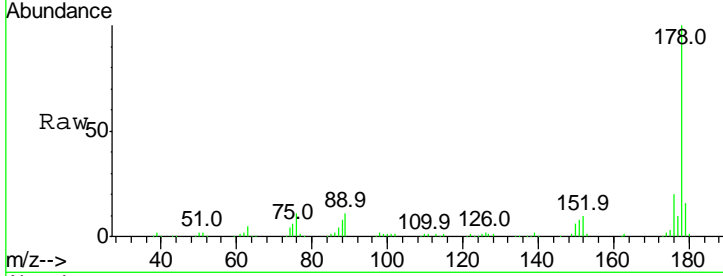


#71
 Anthracene
 Concen: 40.47 ng
 RT: 17.62 min Scan# 2516
 Delta R.T. -0.01 min
 Lab File: BG021191.D
 Acq: 1 Mar 2016 19:45

Instrument :
 BNA_G
 ClientSampleId :
 SSTDCCC040

Tot Ion:178 Resp: 155449

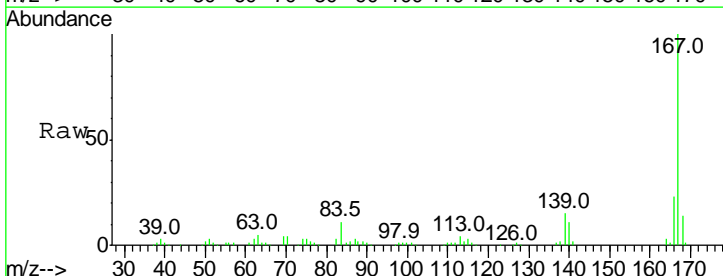
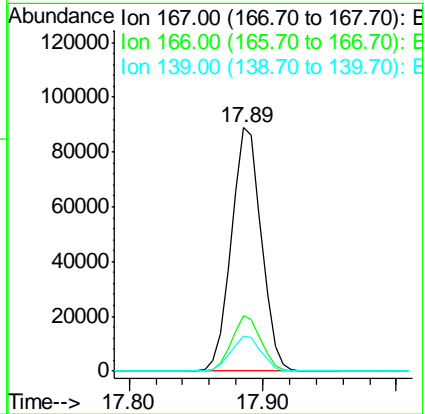
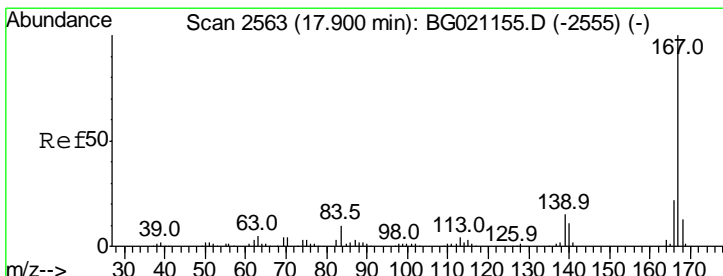
Ion	Ratio	Lower	Upper
178	100		
176	19.7	14.8	22.2
179	15.6	12.6	19.0

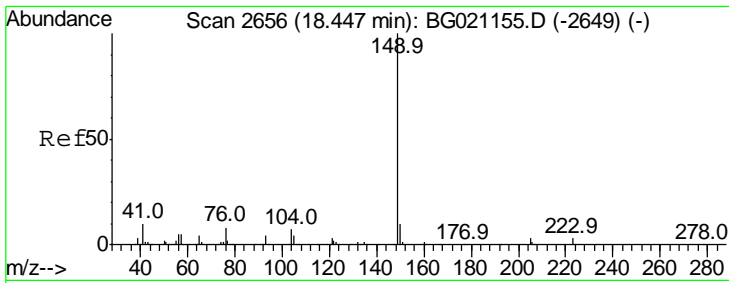


#72
 Carbazole
 Concen: 40.79 ng
 RT: 17.89 min Scan# 2561
 Delta R.T. -0.01 min
 Lab File: BG021191.D
 Acq: 1 Mar 2016 19:45

Tgt Ion:167 Resp: 138942

Ion	Ratio	Lower	Upper
167	100		
166	22.9	17.5	26.3
139	14.5	10.3	15.5

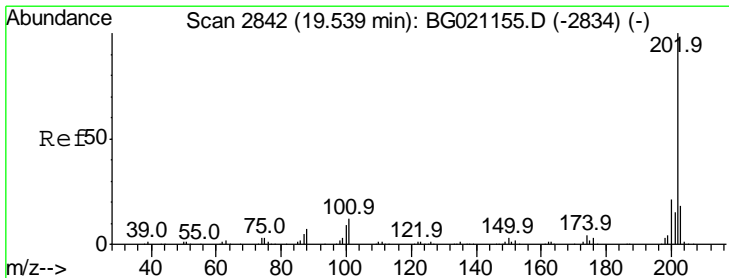
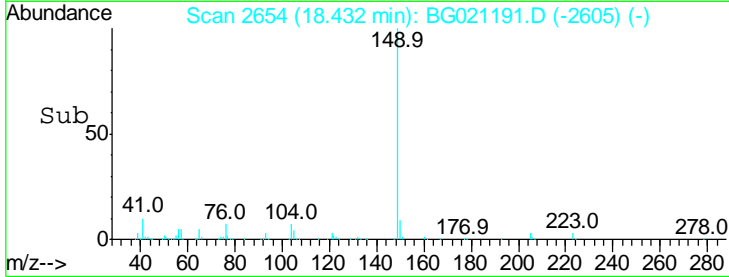
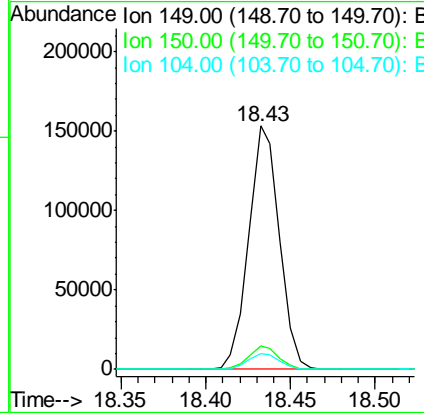
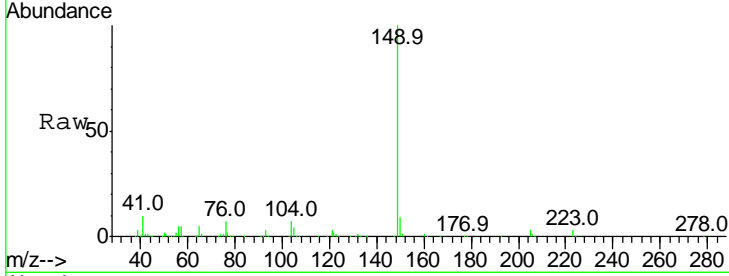




#73
 Di-n-butylphthalate
 Concen: 40.38 ng
 RT: 18.43 min Scan# 2654
 Delta R.T. -0.01 min
 Lab File: BG021191.D
 Acq: 1 Mar 2016 19:45

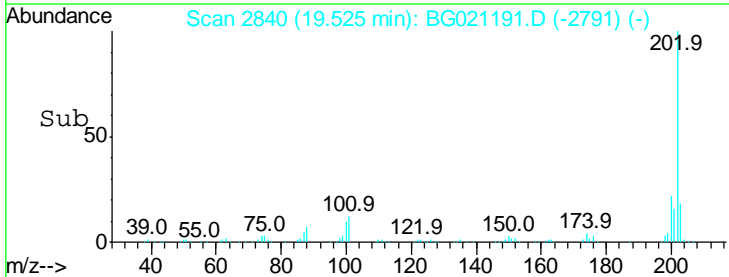
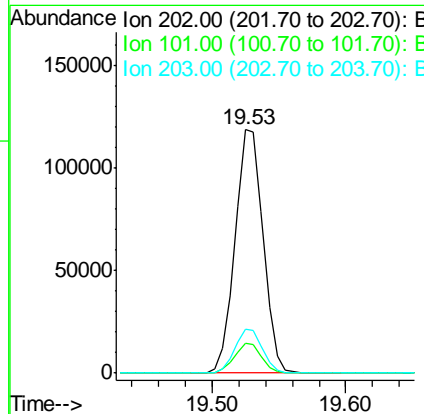
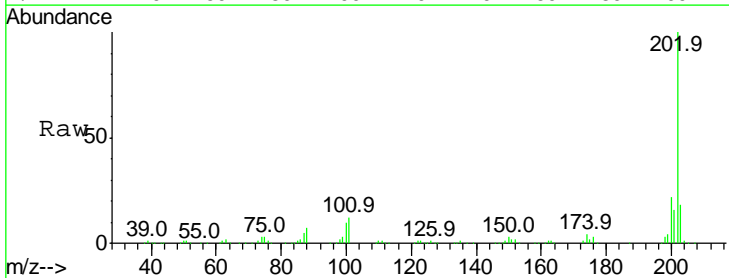
Instrument :
 BNA_G
 ClientSampleId :
 SSTDCCC040

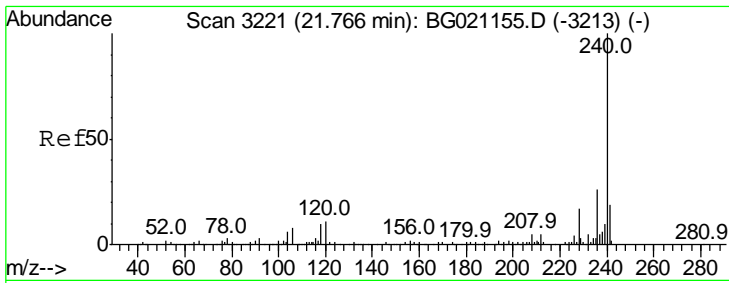
Tgt Ion	Resp	Lower	Upper
149	100		
150	9.5	7.6	11.4
104	6.7	4.1	6.1#



#74
 Fluoranthene
 Concen: 39.32 ng
 RT: 19.53 min Scan# 2840
 Delta R.T. -0.01 min
 Lab File: BG021191.D
 Acq: 1 Mar 2016 19:45

Tgt Ion	Resp	Lower	Upper
202	100		
101	12.4	0.0	32.5
203	17.9	0.0	37.6

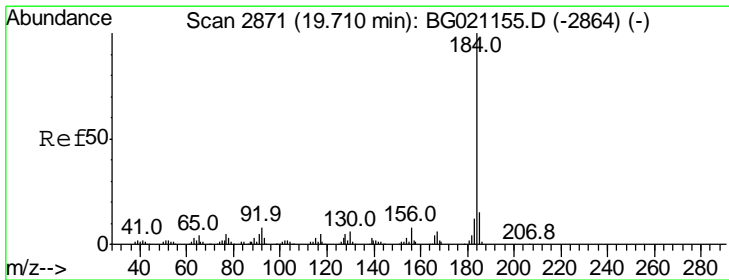
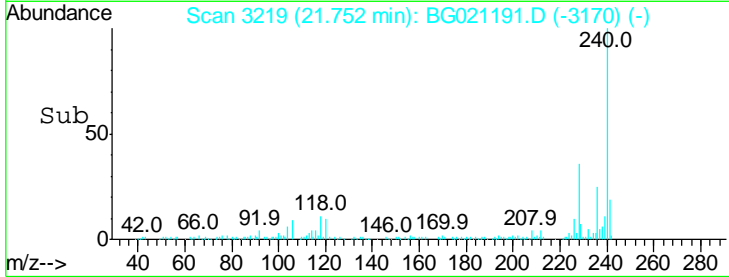
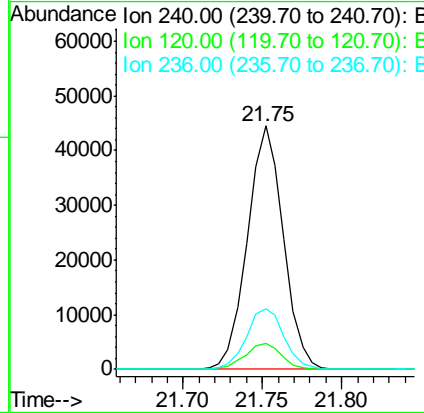
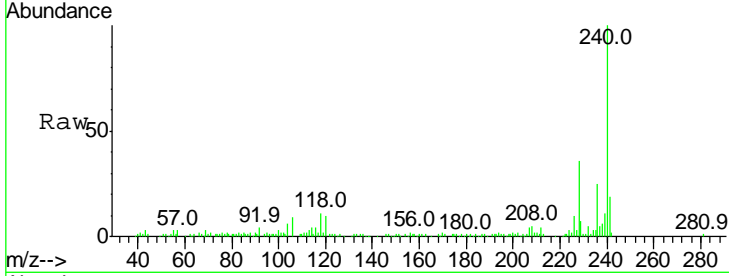




#75
 Chrysene-d12
 Concen: 20.00 ng
 RT: 21.75 min Scan# 3219
 Delta R.T. -0.01 min
 Lab File: BG021191.D
 Acq: 1 Mar 2016 19:45

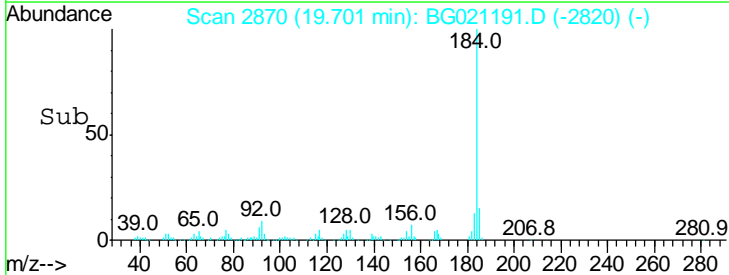
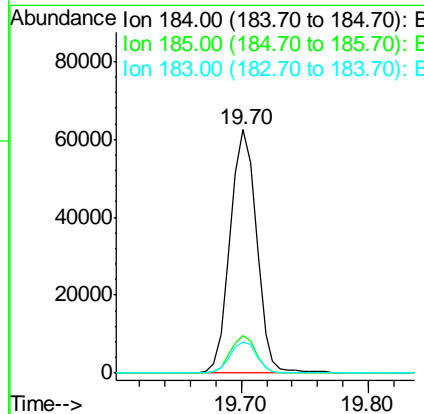
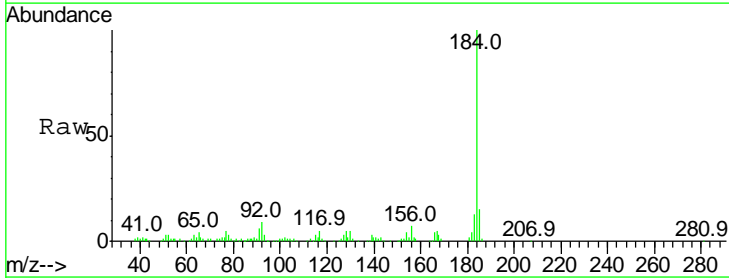
Instrument :
 BNA_G
 ClientSampleId :
 SSTDCCC040

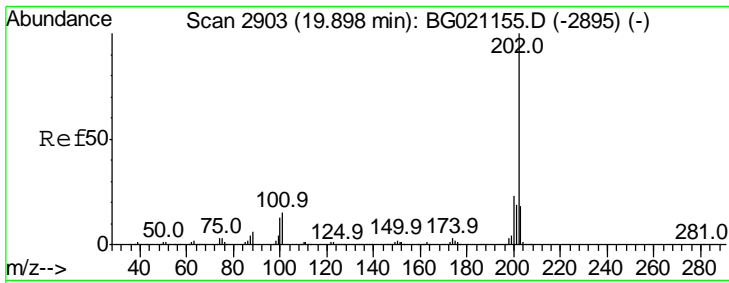
Tgt Ion	Resp	Lower	Upper
240	69936		
120	10.4	7.5	11.3
236	25.1	20.5	30.7



#76
 Benzidine
 Concen: 46.16 ng
 RT: 19.70 min Scan# 2870
 Delta R.T. -0.01 min
 Lab File: BG021191.D
 Acq: 1 Mar 2016 19:45

Tgt Ion	Resp	Lower	Upper
184	90321		
185	15.3	11.5	17.3
183	12.7	10.1	15.1

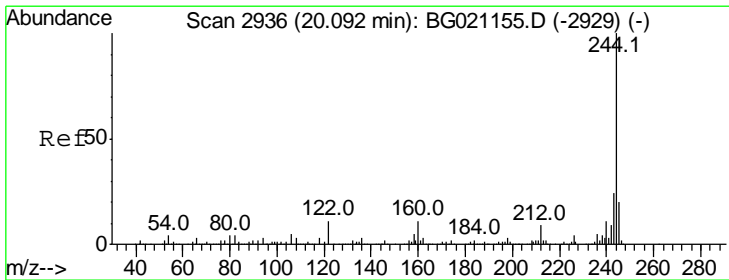
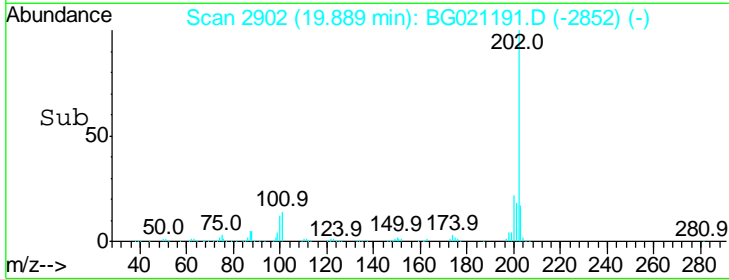
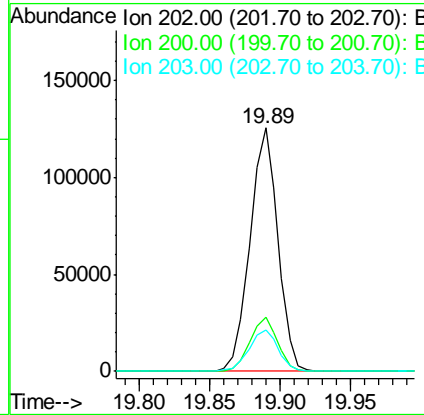
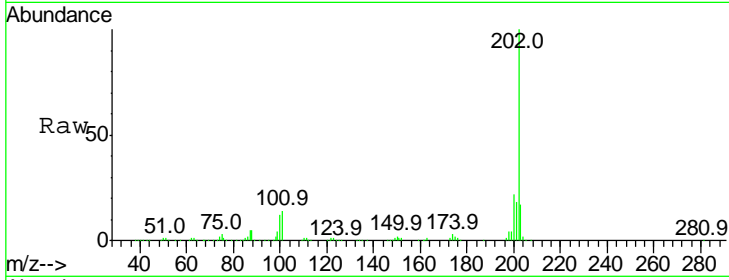




#77
 Pyrene
 Concen: 41.71 ng
 RT: 19.89 min Scan# 2902
 Delta R.T. -0.01 min
 Lab File: BG021191.D
 Acq: 1 Mar 2016 19:45

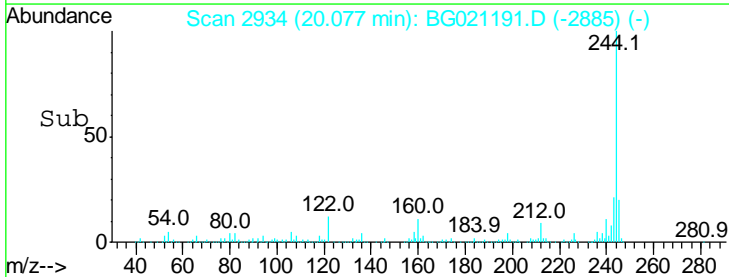
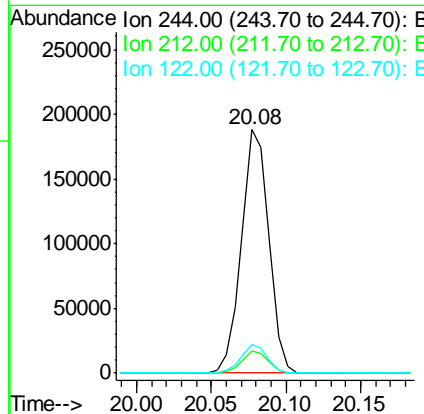
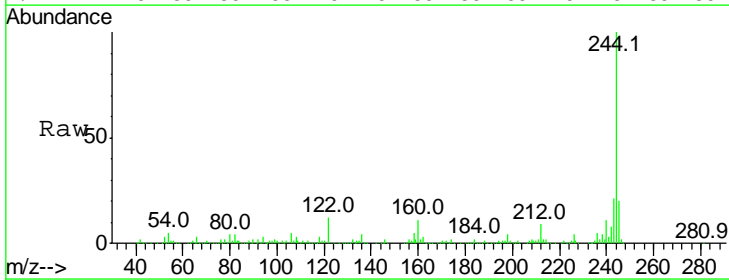
Instrument :
 BNA_G
 ClientSampleId :
 SSTDCCC040

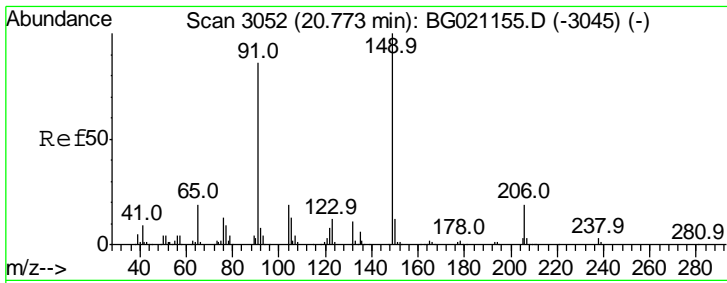
Tgt Ion	Resp	Lower	Upper
202	174034		
200	22.0	16.6	25.0
203	17.2	13.8	20.8



#78
 Terphenyl-d14
 Concen: 82.86 ng
 RT: 20.08 min Scan# 2934
 Delta R.T. -0.01 min
 Lab File: BG021191.D
 Acq: 1 Mar 2016 19:45

Tgt Ion	Resp	Lower	Upper
244	239194		
212	8.8	5.8	8.6#
122	11.7	8.3	12.5

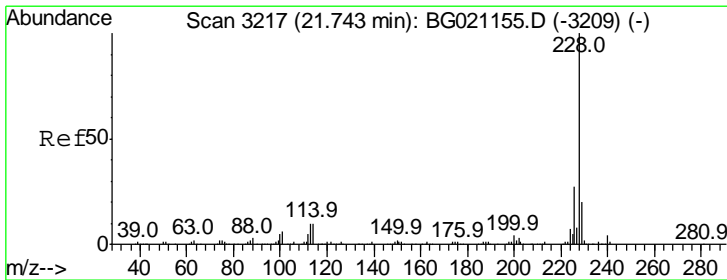
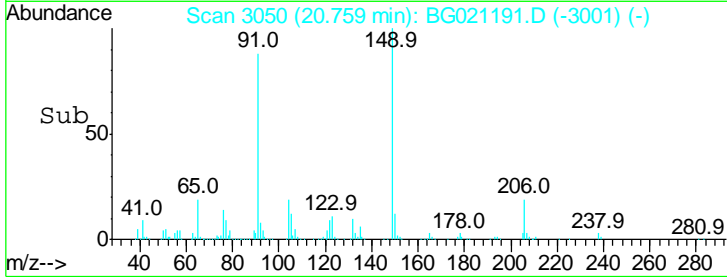
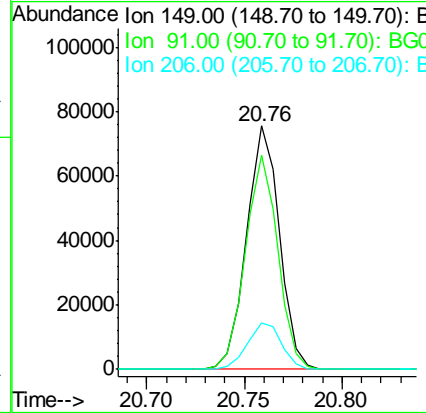
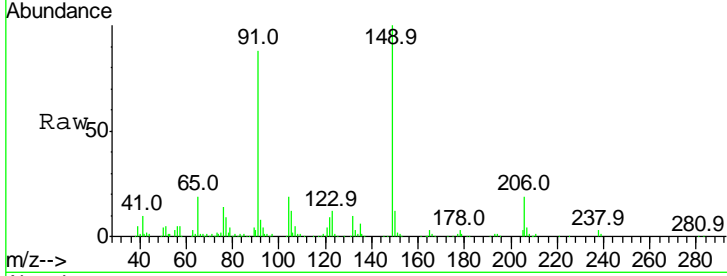




#79
 Butylbenzylphthalate
 Concen: 41.40 ng
 RT: 20.76 min Scan# 3050
 Delta R.T. -0.01 min
 Lab File: BG021191.D
 Acq: 1 Mar 2016 19:45


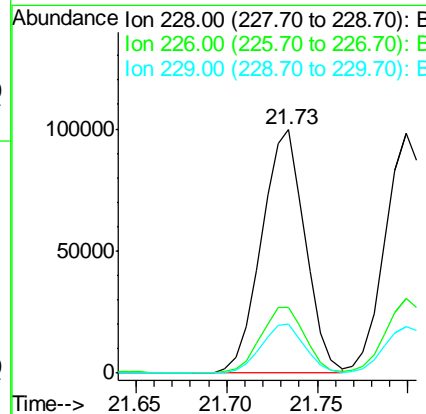
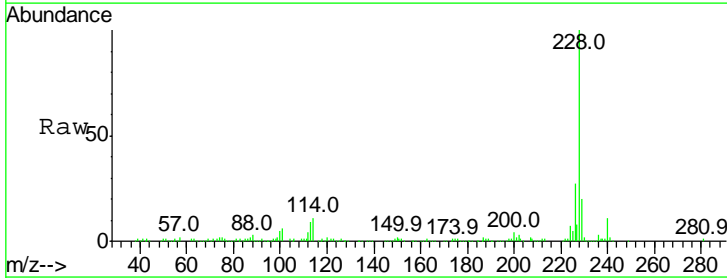
Instrument :
 BNA_G
 ClientSampleId :
 SSTDCCC040

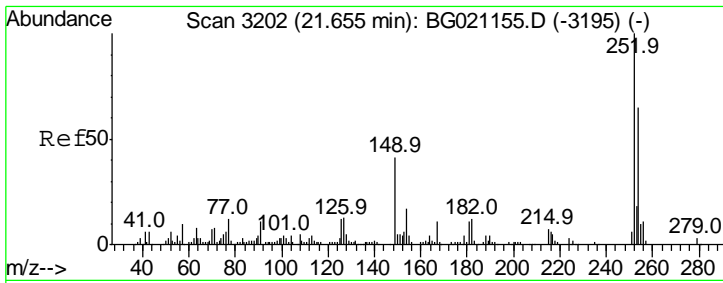
Tgt Ion	Resp	Lower	Upper
149	100		
91	87.8	58.6	87.8#
206	19.1	14.2	21.4



#80
 Benzo(a)anthracene
 Concen: 40.34 ng
 RT: 21.73 min Scan# 3216
 Delta R.T. -0.01 min
 Lab File: BG021191.D
 Acq: 1 Mar 2016 19:45

Tgt Ion	Resp	Lower	Upper
228	100		
226	27.2	22.7	34.1
229	20.1	15.5	23.3

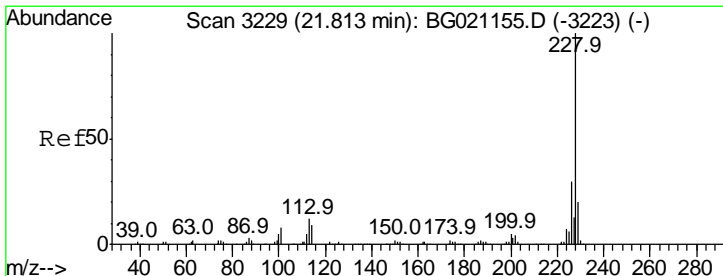
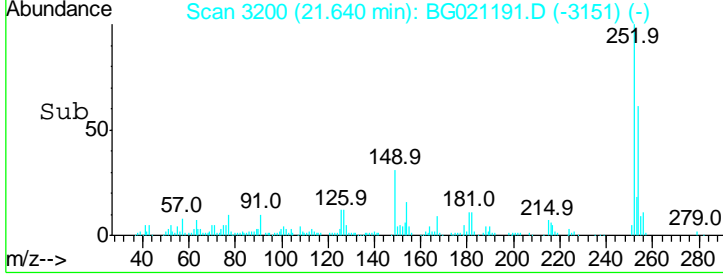
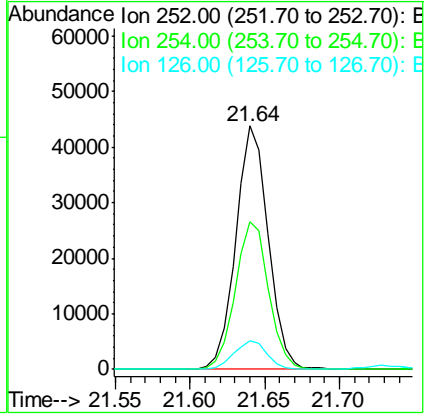
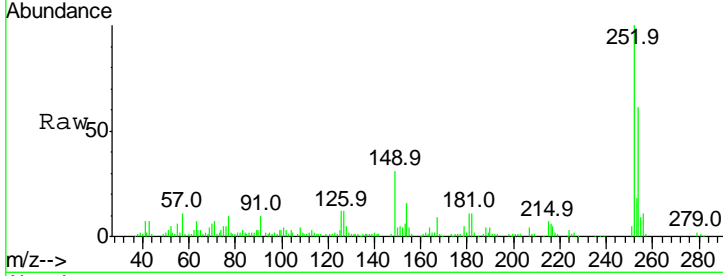




#81
 3,3'-Dichlorobenzidine
 Concen: 42.06 ng
 RT: 21.64 min Scan# 3200
 Delta R.T. -0.01 min
 Lab File: BG021191.D
 Acq: 1 Mar 2016 19:45


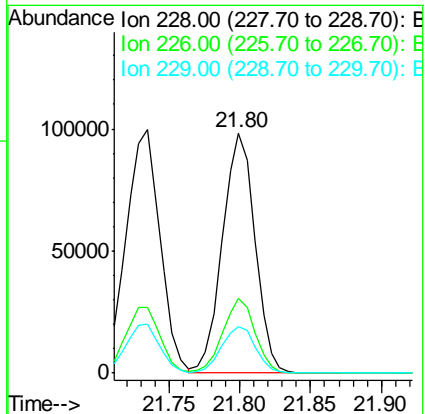
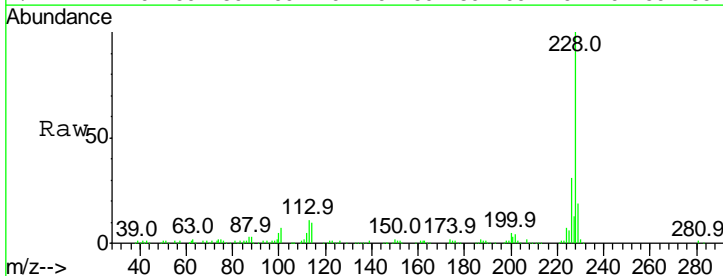
Instrument :
 BNA_G
 ClientSampleId :
 SSTDCCC040

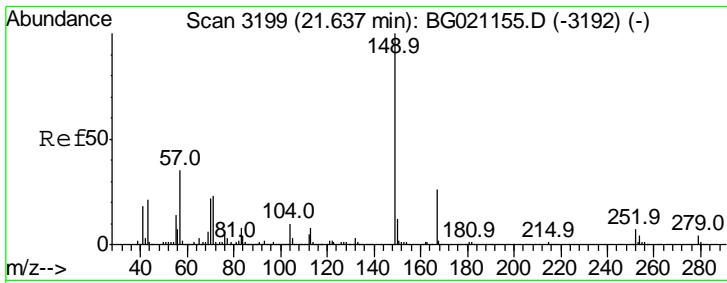
Tgt Ion	Resp	Lower	Upper
252	100		
254	60.5	52.6	79.0
126	11.9	8.3	12.5



#82
 Chrysene
 Concen: 40.29 ng
 RT: 21.80 min Scan# 3227
 Delta R.T. -0.01 min
 Lab File: BG021191.D
 Acq: 1 Mar 2016 19:45

Tgt Ion	Resp	Lower	Upper
228	100		
226	31.0	23.7	35.5
229	19.4	16.7	25.1

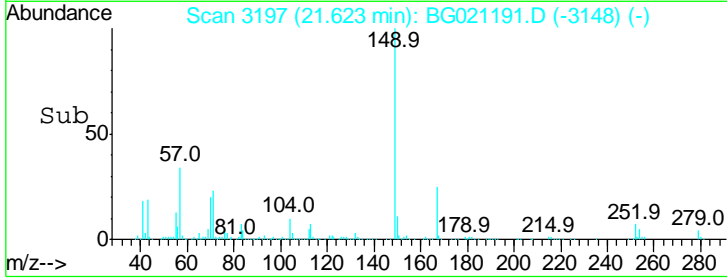
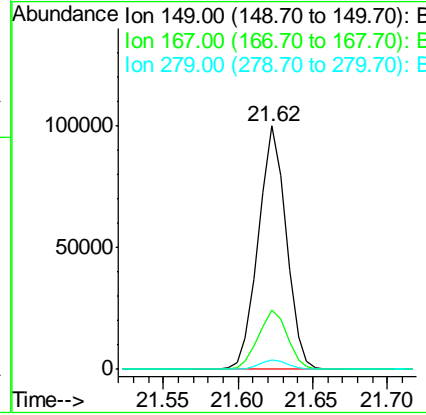
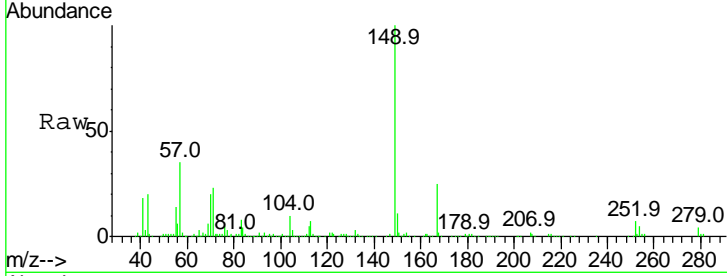




#83
 Bis(2-ethylhexyl)phthalate
 Concen: 41.07 ng
 RT: 21.62 min Scan# 3197
 Delta R.T. -0.01 min
 Lab File: BG021191.D
 Acq: 1 Mar 2016 19:45

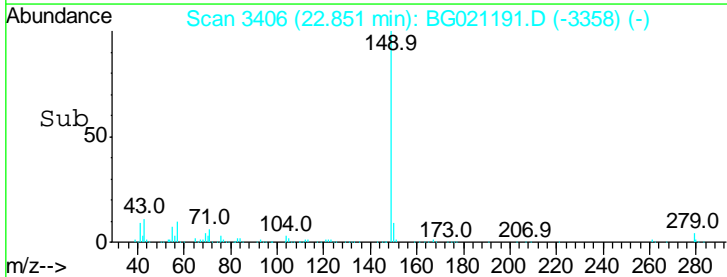
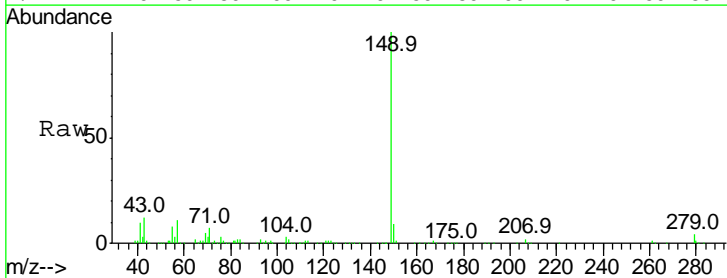
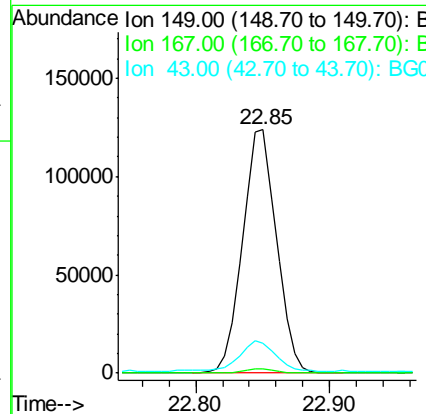
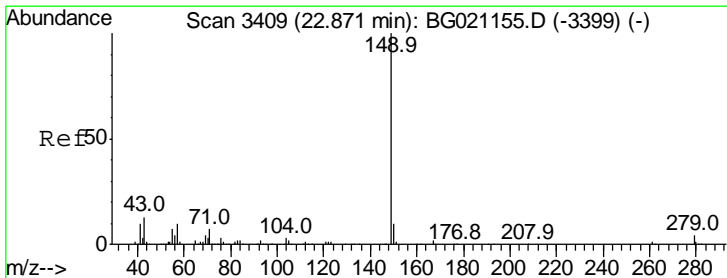
Instrument :
 BNA_G
 ClientSampleId :
 SSTDCCC040

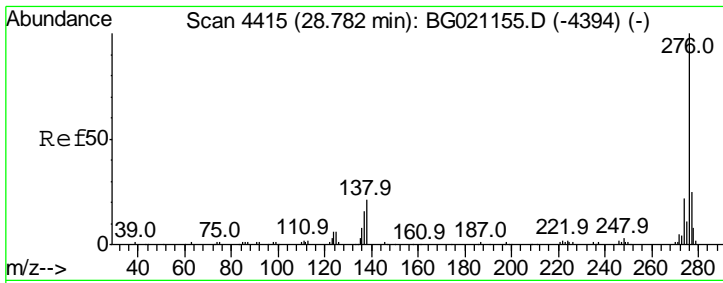
Tgt Ion	Resp	Lower	Upper
149	100		
167	24.6	18.9	28.3
279	3.9	3.0	4.6



#84
 Di-n-octyl phthalate
 Concen: 41.59 ng
 RT: 22.85 min Scan# 3406
 Delta R.T. -0.02 min
 Lab File: BG021191.D
 Acq: 1 Mar 2016 19:45

Tgt Ion	Resp	Lower	Upper
149	100		
167	1.7	1.1	1.7
43	13.4	9.8	14.8

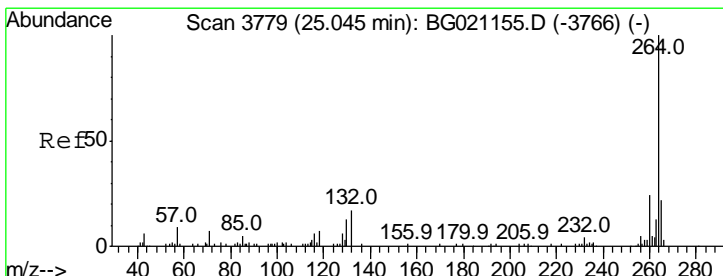
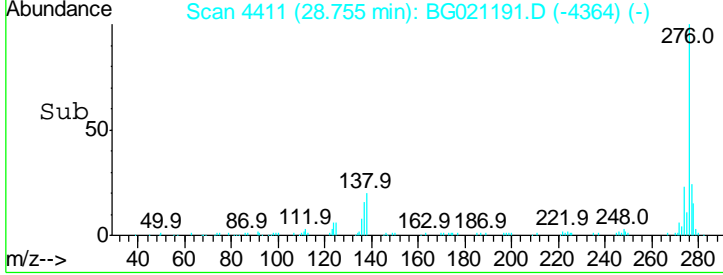
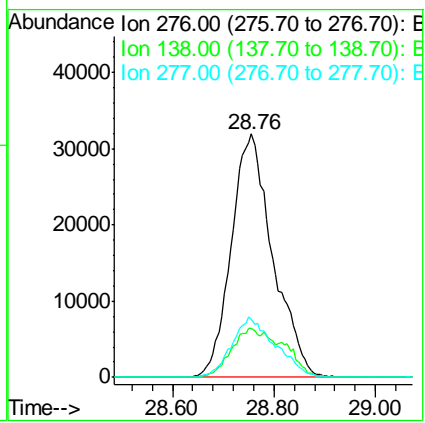
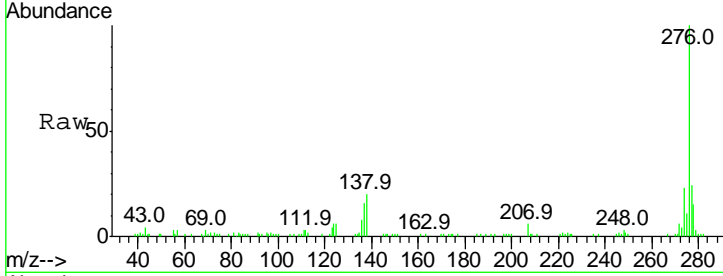




#85
 Indeno(1,2,3-cd)pyrene
 Concen: 40.34 ng
 RT: 28.76 min Scan# 4411
 Delta R.T. -0.03 min
 Lab File: BG021191.D
 Acq: 1 Mar 2016 19:45

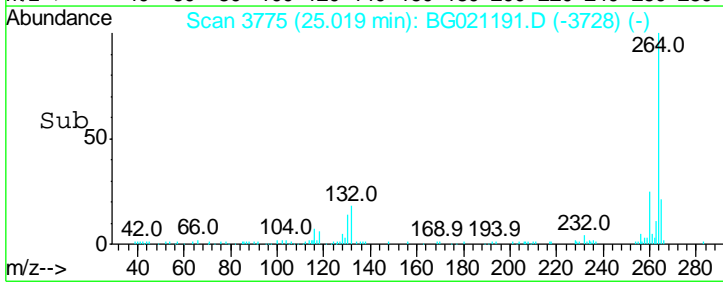
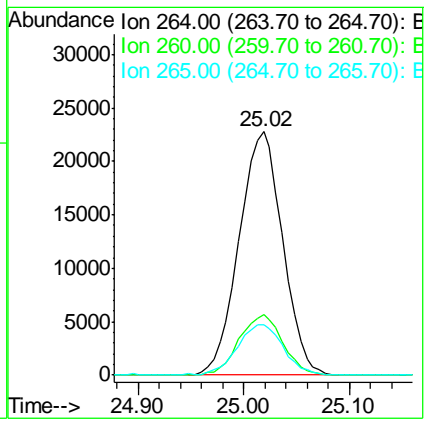
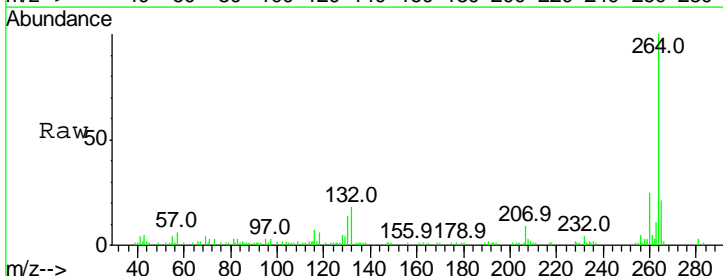
Instrument :
 BNA_G
 ClientSampled :
 SSTDCCC040

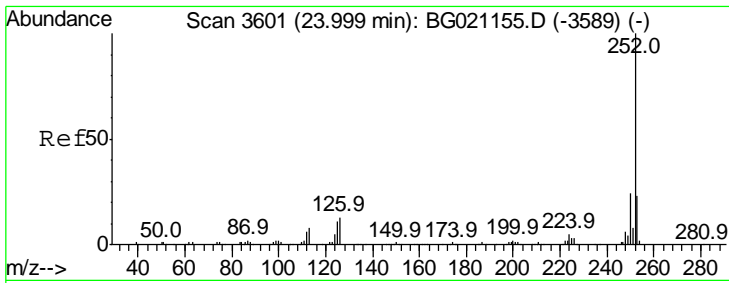
Tgt Ion	Resp	Lower	Upper
276	100		
138	25.3	0.0	0.0#
277	25.8	0.0	0.0#



#86
 Perylene-d12
 Concen: 20.00 ng
 RT: 25.02 min Scan# 3775
 Delta R.T. -0.03 min
 Lab File: BG021191.D
 Acq: 1 Mar 2016 19:45

Tgt Ion	Resp	Lower	Upper
264	100		
260	24.7	18.5	27.7
265	20.9	18.6	28.0

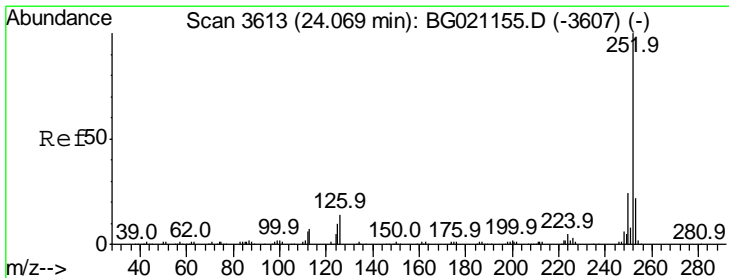
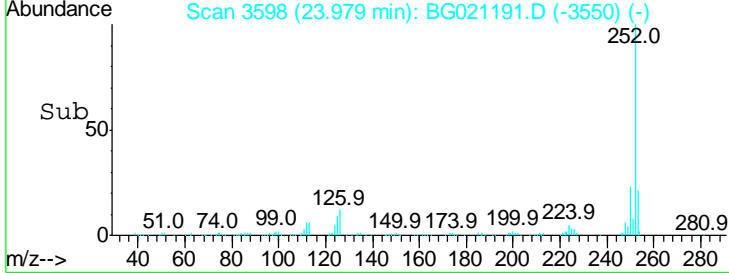
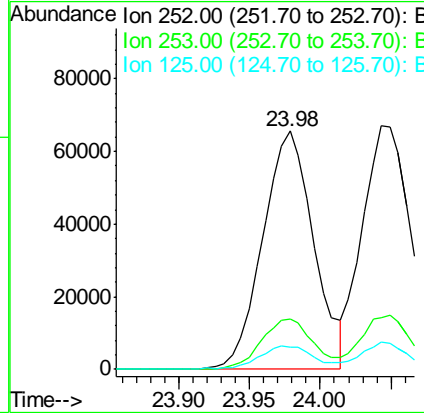
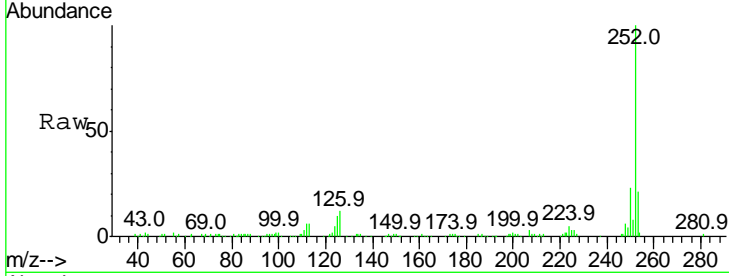




#87
 Benzo(b)fluoranthene
 Concen: 40.38 ng
 RT: 23.98 min Scan# 3598
 Delta R.T. -0.02 min
 Lab File: BG021191.D
 Acq: 1 Mar 2016 19:45

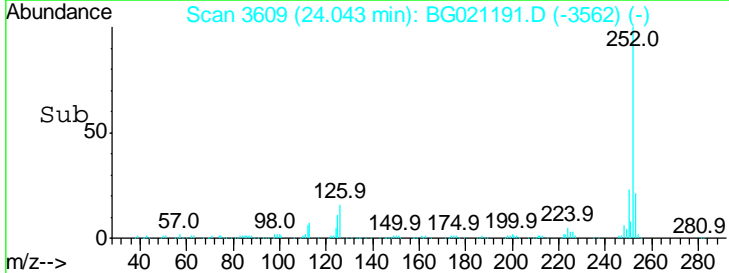
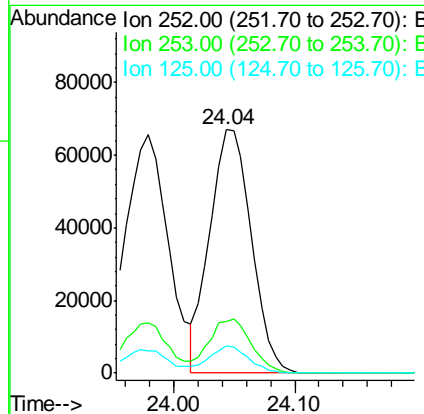
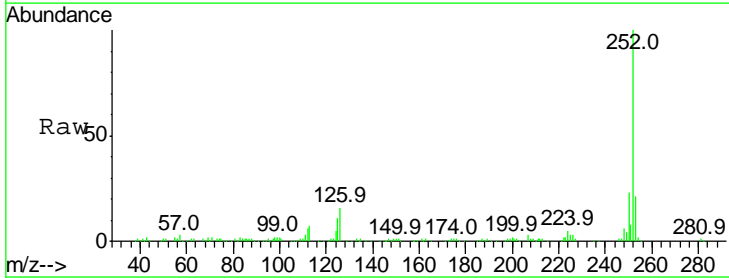
Instrument :
 BNA_G
 ClientSampleId :
 SSTDCCC040

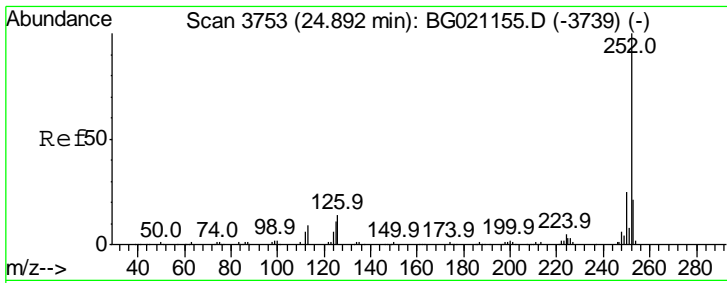
Tgt Ion	Resp	Lower	Upper
252	100		
253	21.2	16.8	25.2
125	9.5	8.2	12.2



#88
 Benzo(k)fluoranthene
 Concen: 38.86 ng
 RT: 24.04 min Scan# 3609
 Delta R.T. -0.03 min
 Lab File: BG021191.D
 Acq: 1 Mar 2016 19:45

Tgt Ion	Resp	Lower	Upper
252	100		
253	21.4	16.4	24.6
125	11.4	8.2	12.2

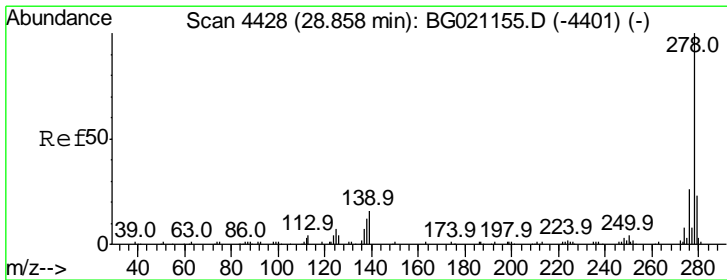
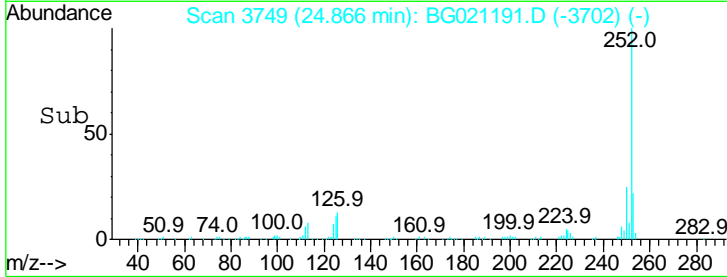
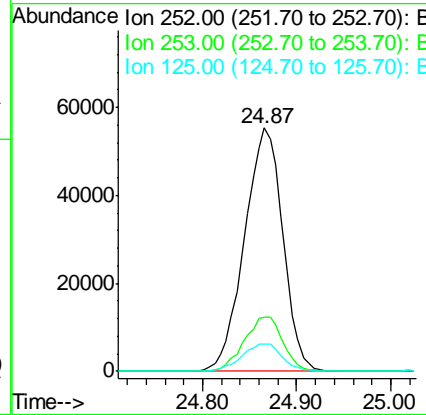
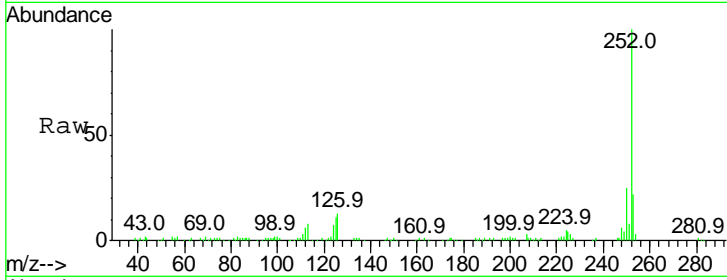




#89
 Benzo(a)pyrene
 Concen: 39.38 ng
 RT: 24.87 min Scan# 3749
 Delta R.T. -0.03 min
 Lab File: BG021191.D
 Acq: 1 Mar 2016 19:45

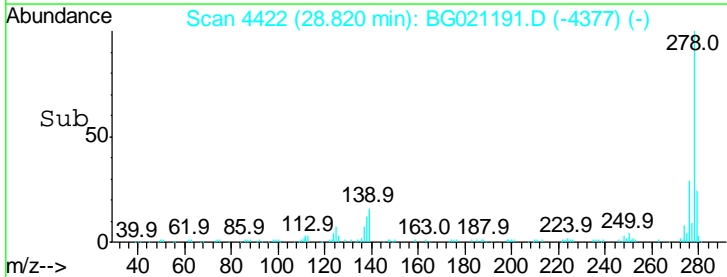
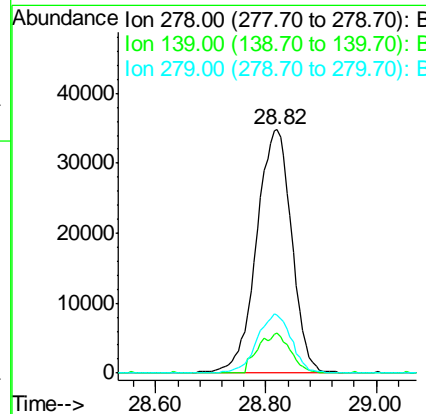
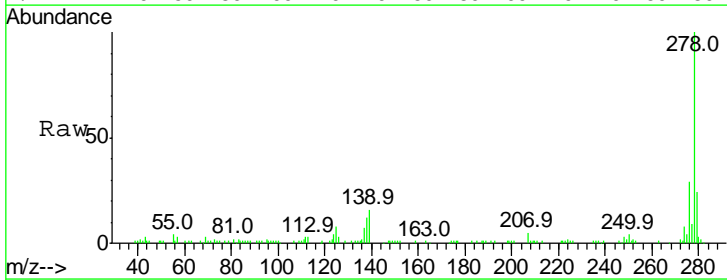
Instrument :
 BNA_G
 ClientSampleId :
 SSTDCCC040

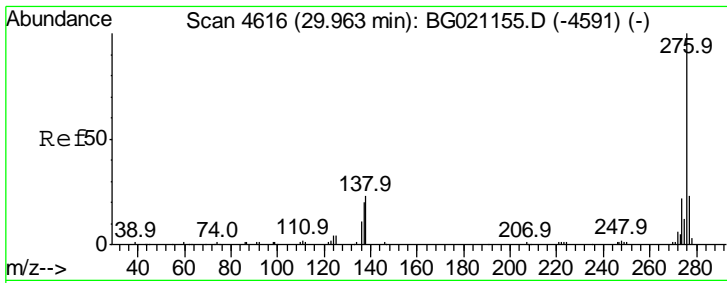
Tgt Ion	Resp	Lower	Upper
252	100		
253	22.0	15.8	23.8
125	11.3	8.4	12.6



#90
 Dibenzo(a,h)anthracene
 Concen: 39.19 ng
 RT: 28.82 min Scan# 4422
 Delta R.T. -0.04 min
 Lab File: BG021191.D
 Acq: 1 Mar 2016 19:45

Tgt Ion	Resp	Lower	Upper
278	100		
139	16.4	10.6	15.8#
279	24.1	19.7	29.5





#91
 Benzo(a,h,i)perylene
 Concen: 38.67 ng
 RT: 29.92 min Scan# 4610
 Delta R.T. -0.04 min
 Lab File: BG021191.D
 Acq: 1 Mar 2016 19:45

Instrument :
 BNA_G
 ClientSampleId :
 SSTDCCC040

Tot Ion: 276 Resp: 146286

Ion	Ratio	Lower	Upper
276	100		
277	23.7	16.6	25.0
138	21.4	14.6	21.8

