

Data Path : Z:\HPCHEM1\BNA G\DATA\BG031318\
 Data File : BG033121.D
 Acq On : 13 Mar 2018 16:26
 Operator : SJ/JU
 Sample : J1873-04MSD
 Misc :
 ALS Vial : 8 Sample Multiplier: 1

Instrument :
 BNA_G
 ClientSampled :

Quant Time: Mar 13 17:21:35 2018
 Quant Method : Z:\HPCHEM1\BNA G\METHODS\8270-BG022118.M
 Quant Title : ASP BNA STANDARDS FOR 5 POINT CALIBRATION
 QLast Update : Fri Mar 09 15:10:14 2018
 Response via : Initial Calibration

Internal Standards	R.T.	QIon	Response	Conc	Units	Dev(Min)
1) 1,4-Dichlorobenzene-d4	8.91	152	45081	20.00	ng	0.00
21) Naphthalene-d8	11.79	136	194009	20.00	ng	0.00
38) Acenaphthene-d10	15.52	164	110178	20.00	ng	0.00
63) Phenanthrene-d10	18.25	188	259459	20.00	ng	0.00
75) Chrysene-d12	22.61	240	247990	20.00	ng	0.00
86) Perylene-d12	26.40	264	271261	20.00	ng	-0.01

System Monitoring Compounds

5) 2-Fluorophenol	6.33	112	407808	144.72	ng	0.00
7) Phenol-d6	8.01	99	498781	126.99	ng	0.00
23) Nitrobenzene-d5	10.11	82	370435	126.96	ng	0.00
41) 2,4,6-Tribromophenol	17.00	330	235815	203.55	ng	0.00
44) 2-Fluorobiphenyl	14.15	172	782784	102.47	ng	0.00
78) Terphenyl-d14	20.77	244	1218249	110.37	ng	0.00

Target Compounds

Target Compounds	R.T.	QIon	Response	Conc	Units	Qvalue
2) 1,4-Dioxane	3.98	88	46715	38.200	ng	# 91
3) Pyridine	4.44	79	123598	36.669	ng	89
4) n-Nitrosodimethylamine	4.33	42	79408	58.761	ng	# 77
6) Aniline	8.20	93	61579	11.583	ng	96
8) 2-Chlorophenol	8.46	128	153799	49.866	ng	97
9) Benzaldehyde	8.00	77	69926	30.891	ng	92
10) Phenol	8.04	94	174202	43.998	ng	98
11) bis(2-Chloroethyl)ether	8.29	93	142241	43.935	ng	99
12) 1,3-Dichlorobenzene	8.80	146	157308	43.546	ng	98
13) 1,4-Dichlorobenzene	8.95	146	160625	44.173	ng	96
14) 1,2-Dichlorobenzene	9.28	146	152899	43.879	ng	97
15) Benzyl Alcohol	9.14	79	140277	48.582	ng	93
16) 2,2'-oxybis(1-Chloropropan	9.43	45	288394	51.817	ng	98
17) 2-Methylphenol	9.34	107	129777	44.450	ng	95
18) Hexachloroethane	10.04	117	58704	47.415	ng	86
19) n-Nitroso-di-n-propylamine	9.72	70	124656	44.956	ng	# 89
20) 3+4-Methylphenols	9.67	107	179455	44.206	ng	97
22) Acetophenone	9.75	105	225959	46.117	ng	# 99
24) Nitrobenzene	10.15	77	179857	56.785	ng	95
25) Isophorone	10.68	82	339666	49.881	ng	97
26) 2-Nitrophenol	10.88	139	84140	67.349	ng	96
27) 2,4-Dimethylphenol	10.91	122	159962	54.075	ng	93
28) bis(2-Chloroethoxy)methane	11.15	93	194566	49.046	ng	95
29) 2,4-Dichlorophenol	11.42	162	148399	55.273	ng	93
30) 1,2,4-Trichlorobenzene	11.65	180	146328	46.495	ng	98
31) Naphthalene	11.85	128	488380	48.175	ng	100
32) Benzoic acid	11.02	122	87199	47.528	ng	# 85
33) 4-Chloroaniline	11.93	127	31060	6.852	ng	95
34) Hexachlorobutadiene	12.11	225	85349	48.348	ng	97
35) Caprolactam	12.68	113	46091	42.874	ng	97
36) 4-Chloro-3-methylphenol	13.00	107	177026	56.660	ng	96
37) 2-Methylnaphthalene	13.40	142	350442	47.781	ng	94
39) 1,2,4,5-Tetrachlorobenzene	13.75	216	158016	48.313	ng	# 97
40) Hexachlorocyclopentadiene	13.73	237	185075	111.033	ng	91

Data Path : Z:\HPCHEM1\BNA G\DATA\BG031318\
 Data File : BG033121.D
 Acq On : 13 Mar 2018 16:26
 Operator : SJ/JU
 Sample : J1873-04MSD
 Misc :
 ALS Vial : 8 Sample Multiplier: 1

Instrument :
 BNA_G
 ClientSampleId :

Quant Time: Mar 13 17:21:35 2018
 Quant Method : Z:\HPCHEM1\BNA G\METHODS\8270-BG022118.M
 Quant Title : ASP BNA STANDARDS FOR 5 POINT CALIBRATION
 QLast Update : Fri Mar 09 15:10:14 2018
 Response via : Initial Calibration

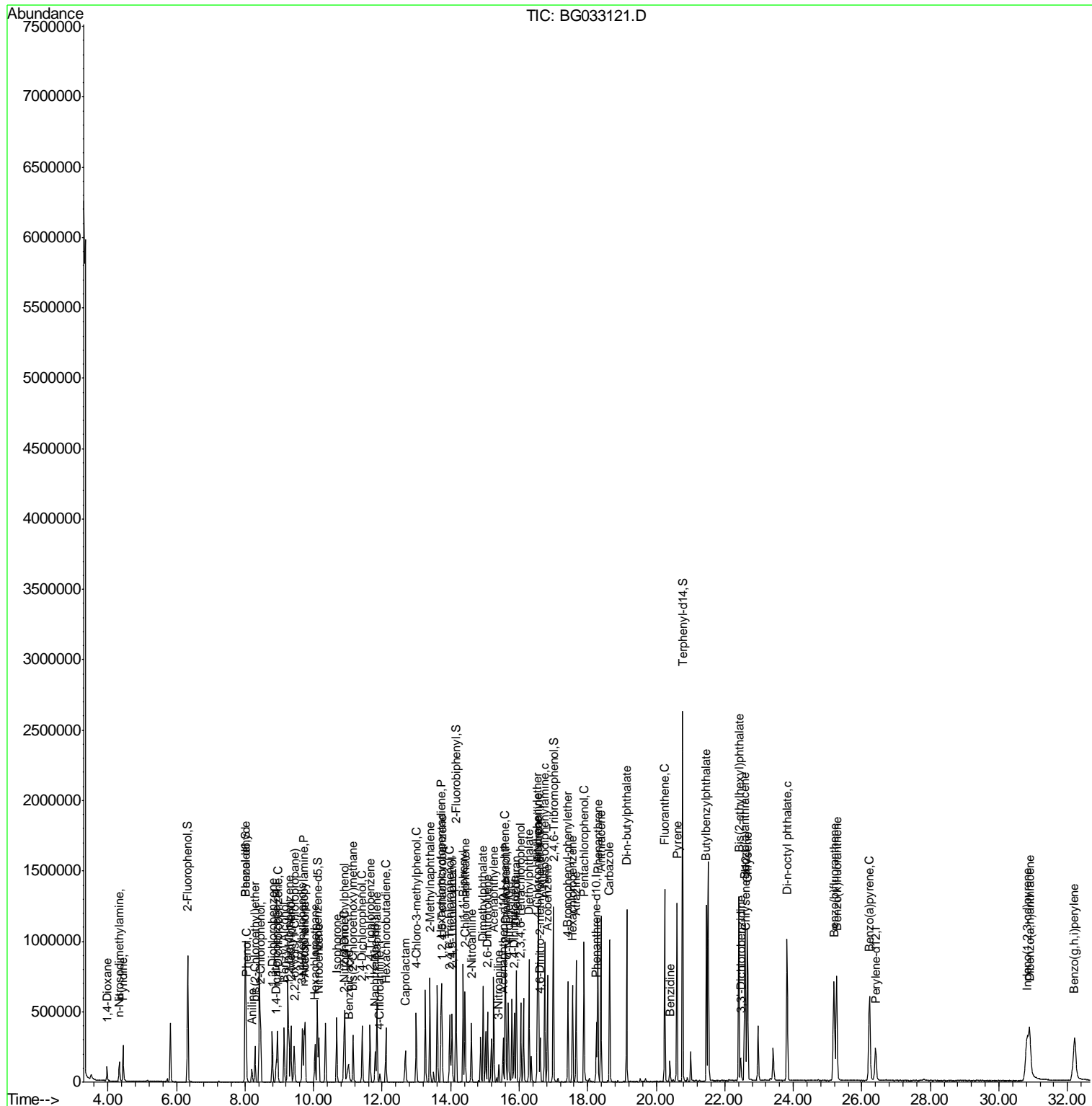
Internal Standards	R.T.	QIon	Response	Conc	Units	Dev(Min)
42) 2,4,6-Trichlorophenol	13.97	196	115350	55.924	ng	99
43) 2,4,5-Trichlorophenol	14.04	196	128492	53.825	ng	98
45) 1,1'-Biphenyl	14.37	154	439945	45.695	ng	95
46) 2-Chloronaphthalene	14.42	162	335191	46.606	ng	96
47) 2-Nitroaniline	14.60	65	129822	66.745	ng	97
48) Acenaphthylene	15.26	152	557942	47.384	ng	99
49) Dimethylphthalate	14.95	163	448982	47.993	ng	99
50) 2,6-Dinitrotoluene	15.08	165	102595	62.873	ng	95
51) Acenaphthene	15.59	154	384653	52.454	ng	99
52) 3-Nitroaniline	15.41	138	32047	21.644	ng	# 85
53) 2,4-Dinitrophenol	15.61	184	81435	133.084	ng	93
54) Dibenzofuran	15.92	168	525223	50.301	ng	91
55) 4-Nitrophenol	15.68	139	148823	95.628	ng	94
56) 2,4-Dinitrotoluene	15.86	165	145620	70.926	ng	# 87
57) Fluorene	16.56	166	422782	49.057	ng	99
58) 2,3,4,6-Tetrachlorophenol	16.05	232	112246	60.561	ng	95
59) Diethylphthalate	16.29	149	488456	49.503	ng	98
60) 4-Chlorophenyl-phenylether	16.53	204	214980	50.993	ng	91
61) 4-Nitroaniline	16.56	138	92337	45.859	ng	95
62) Azobenzene	16.83	77	452964	51.314	ng	96
64) 4,6-Dinitro-2-methylphenol	16.61	198	65418	72.135	ng	95
65) n-Nitrosodiphenylamine	16.74	169	399402	47.319	ng	99
66) 4-Bromophenyl-phenylether	17.43	248	134885	49.165	ng	# 87
67) Hexachlorobenzene	17.56	284	144593	48.770	ng	# 93
68) Atrazine	17.66	200	147924	53.242	ng	95
69) Pentachlorophenol	17.89	266	186831	100.045	ng	98
70) Phenanthrene	18.30	178	715231	49.411	ng	99
71) Anthracene	18.38	178	724827	49.877	ng	99
72) Carbazole	18.64	167	681508	47.578	ng	98
73) Di-n-butylphthalate	19.14	149	864230	49.180	ng	99
74) Fluoranthene	20.25	202	823730	51.516	ng	96
76) Benzidine	20.40	184	84675	10.017	ng	98
77) Pyrene	20.60	202	832477	47.602	ng	97
79) Butylbenzylphthalate	21.46	149	401899	51.833	ng	95
80) Benzo(a)anthracene	22.58	228	801313	50.389	ng	100
81) 3,3'-Dichlorobenzidine	22.47	252	67298	11.426	ng	# 94
82) Chrysene	22.66	228	754442	49.664	ng	98
83) Bis(2-ethylhexyl)phthalate	22.41	149	575249	50.120	ng	96
84) Di-n-octyl phthalate	23.82	149	978135	55.911	ng	99
85) Indeno(1,2,3-cd)pyrene	30.83	276	850866	48.028	ng	97
87) Benzo(b)fluoranthene	25.18	252	815047	50.817	ng	99
88) Benzo(k)fluoranthene	25.26	252	805100	50.508	ng	# 98
89) Benzo(a)pyrene	26.23	252	780497	51.163	ng	# 97
90) Dibenzo(a,h)anthracene	30.90	278	703291	45.801	ng	# 97
91) Benzo(g,h,i)perylene	32.21	276	730149	48.237	ng	# 95

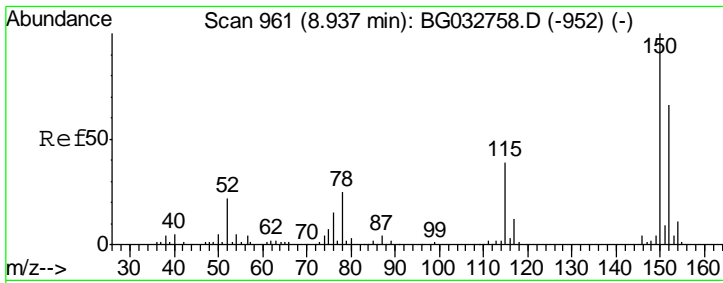
(#) = qualifier out of range (m) = manual integration (+) = signals summed

Data Path : Z:\HPCHEM1\BNA G\DATA\BG031318\
 Data File : BG033121.D
 Acq On : 13 Mar 2018 16:26
 Operator : SJ/JU
 Sample : J1873-04MSD
 Misc :
 ALS Vial : 8 Sample Multiplier: 1

Instrument :
 BNA_G
 Client Sample ID :

Quant Time: Mar 13 17:21:35 2018
 Quant Method : Z:\HPCHEM1\BNA G\METHODS\8270-BG022118.M
 Quant Title : ASP BNA STANDARDS FOR 5 POINT CALIBRATION
 QLast Update : Fri Mar 09 15:10:14 2018
 Response via : Initial Calibration

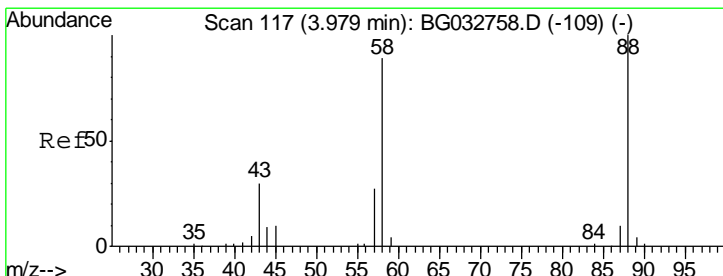
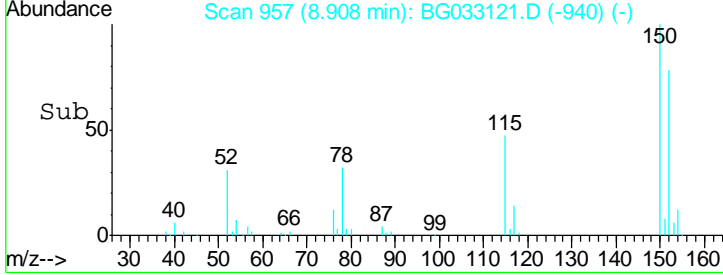
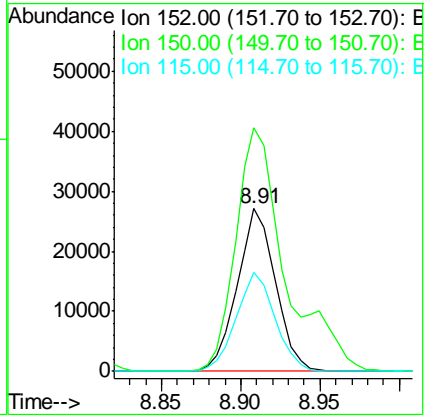
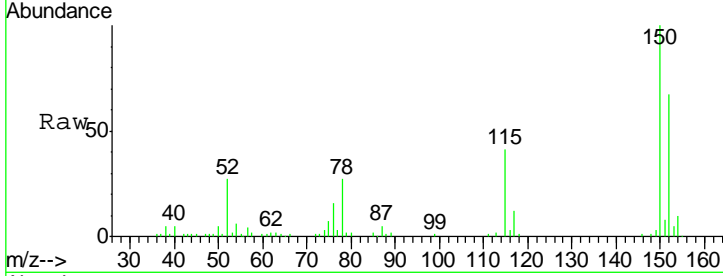




#1
 1,4-Dichlorobenzene-d4
 Concen: 20.000 ng
 RT: 8.91 min Scan# 957
 Delta R.T. -0.00 min
 Lab File: BG033121.D
 Acq: 13 Mar 2018 16:26

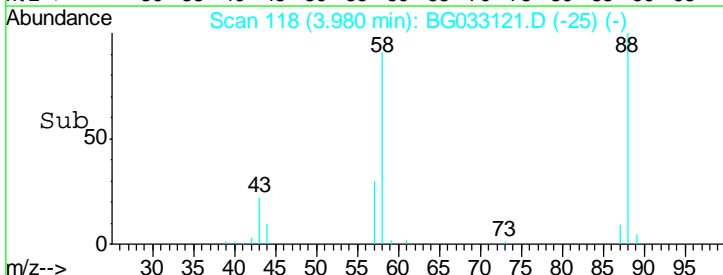
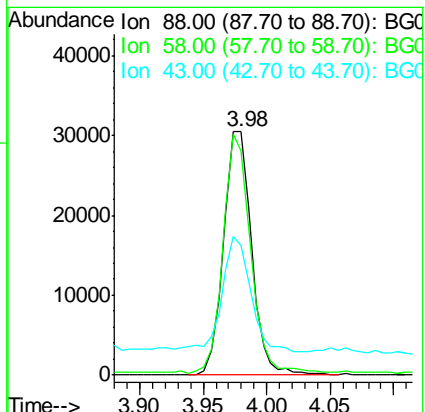
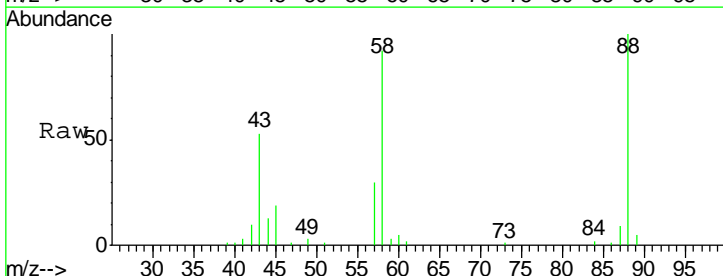
Instrument :
 BNA_G
 ClientSampled :

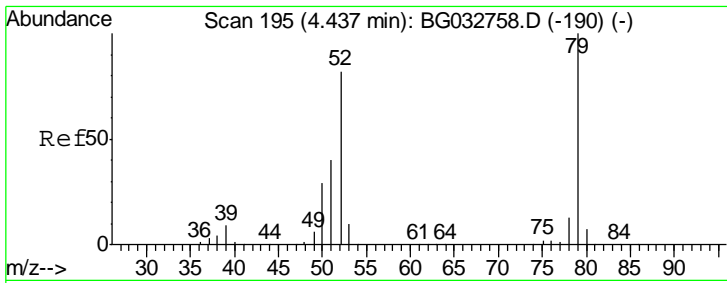
Tgt Ion	Resp	Lower	Upper
152	45081		
150	149.6	126.6	189.8
115	60.9	53.0	79.4



#2
 1,4-Dioxane
 Concen: 38.200 ng
 RT: 3.98 min Scan# 118
 Delta R.T. 0.02 min
 Lab File: BG033121.D
 Acq: 13 Mar 2018 16:26

Tgt Ion	Resp	Lower	Upper
88	46715		
88	100		
58	95.4	79.6	119.4
43	48.3	27.4	41.0#

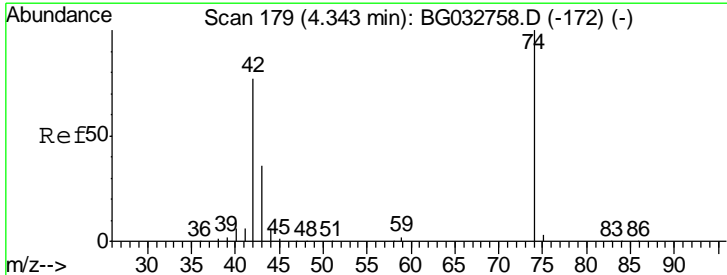
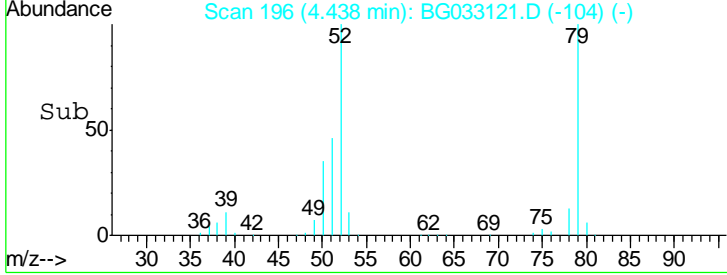
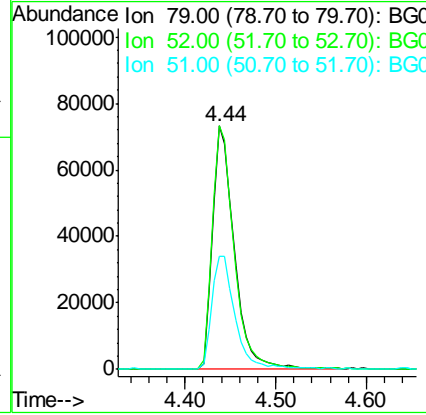
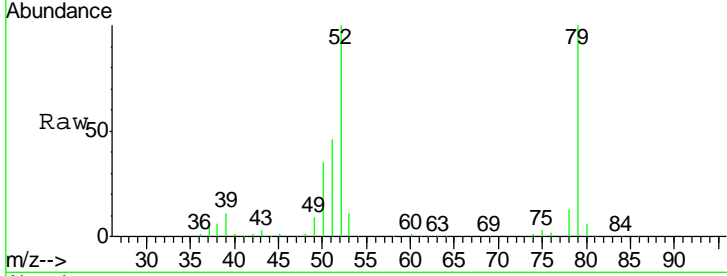




#3
 Pyridine
 Concen: 36.669 ng
 RT: 4.44 min Scan# 196
 Delta R.T. 0.01 min
 Lab File: BG033121.D
 Acq: 13 Mar 2018 16:26

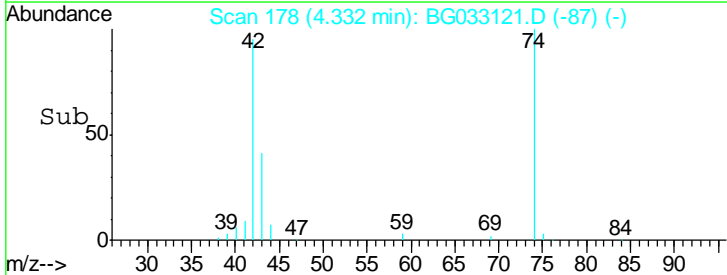
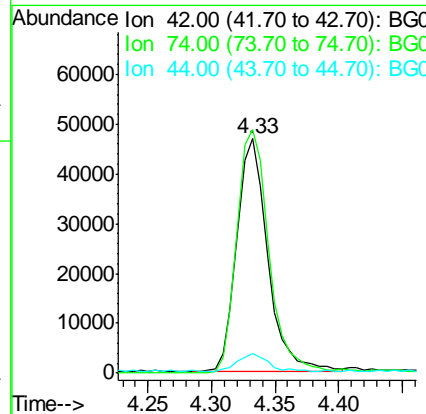
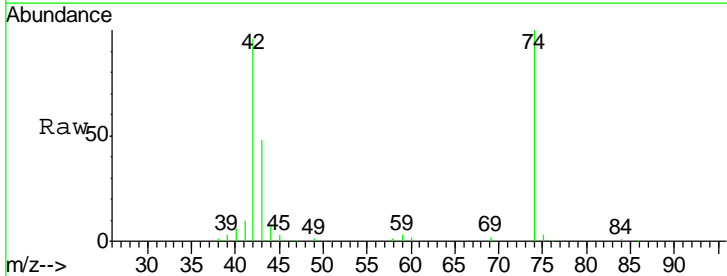
Instrument :
 BNA_G
 ClientSampled :

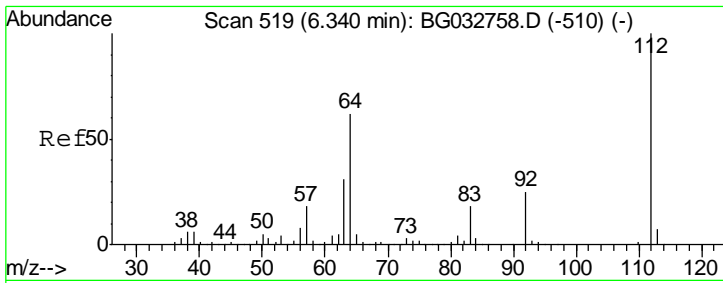
Tgt Ion	Resp	Lower	Upper
79	100		
52	99.9	69.9	104.9
51	46.2	34.0	51.0



#4
 n-Nitrosodimethylamine
 Concen: 58.761 ng
 RT: 4.33 min Scan# 178
 Delta R.T. 0.00 min
 Lab File: BG033121.D
 Acq: 13 Mar 2018 16:26

Tgt Ion	Resp	Lower	Upper
42	100		
74	103.9	102.5	153.7
44	8.2	18.9	28.3#

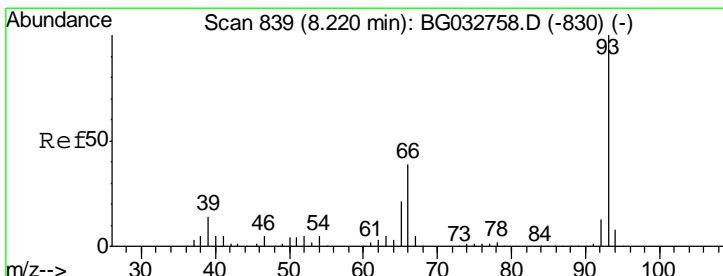
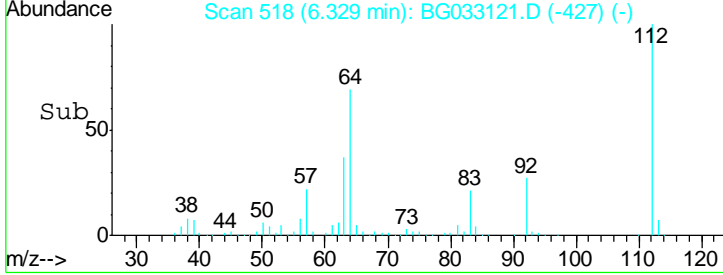
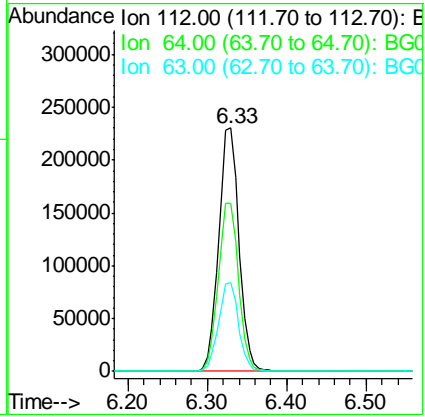
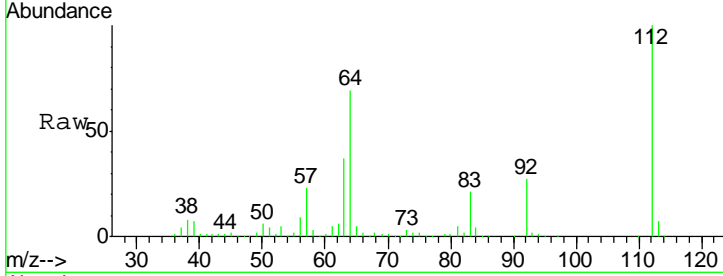




#5
 2-Fluorophenol
 Concen: 144.725 ng
 RT: 6.33 min Scan# 518
 Delta R.T. 0.00 min
 Lab File: BG033121.D
 Acq: 13 Mar 2018 16:26

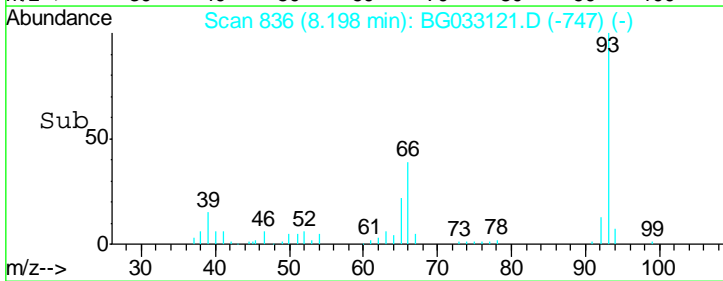
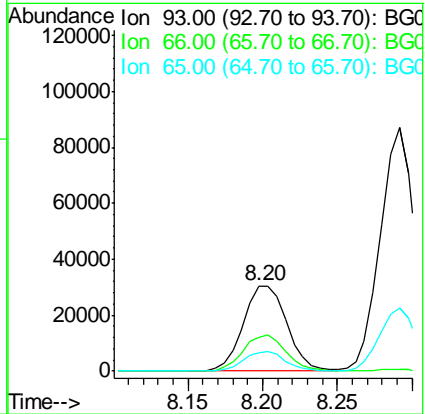
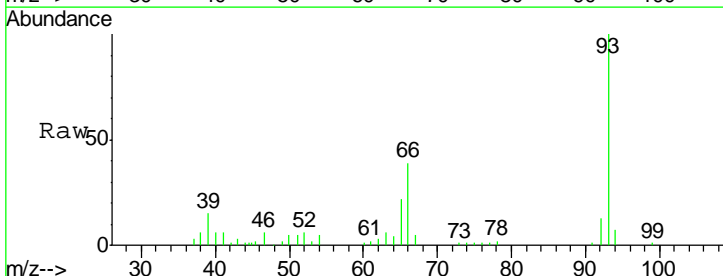
Instrument :
 BNA_G
 ClientSampled :

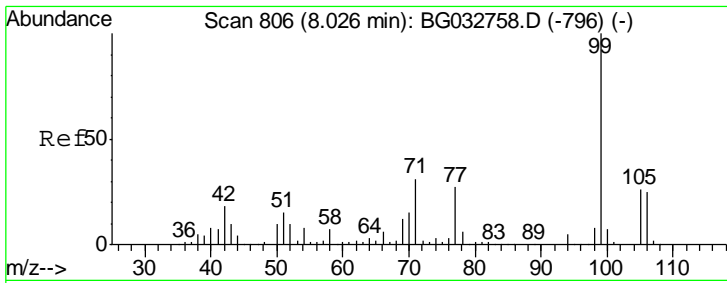
Tgt Ion	Resp	Lower	Upper
112	100		
64	68.9	56.3	84.5
63	36.6	30.1	45.1



#6
 Aniline
 Concen: 11.583 ng
 RT: 8.20 min Scan# 836
 Delta R.T. -0.01 min
 Lab File: BG033121.D
 Acq: 13 Mar 2018 16:26

Tgt Ion	Resp	Lower	Upper
93	100		
66	39.3	33.7	50.5
65	21.9	16.1	24.1

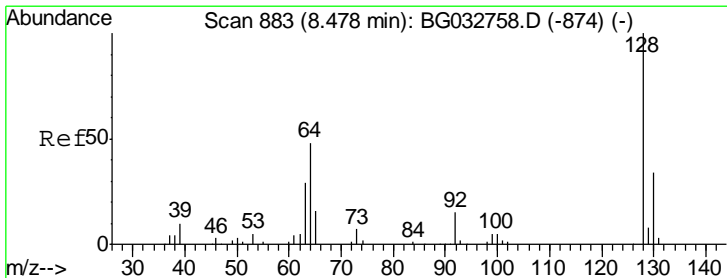
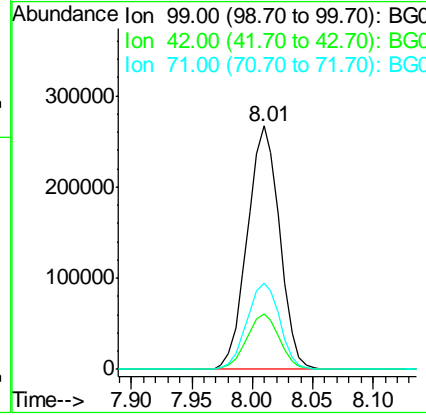
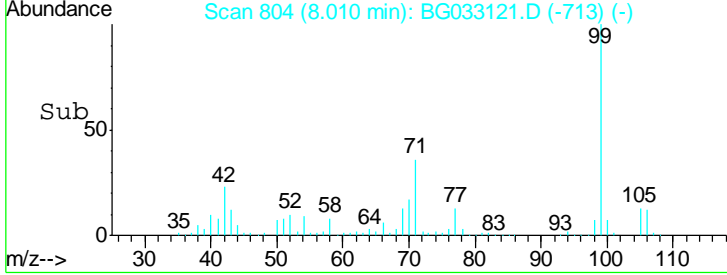
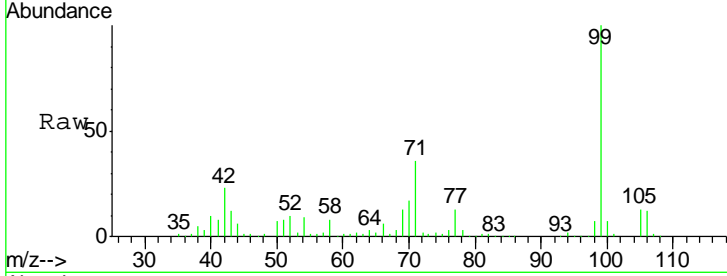




#7
 Phenol-d6
 Concen: 126.992 ng
 RT: 8.01 min Scan# 804
 Delta R.T. 0.00 min
 Lab File: BG033121.D
 Acq: 13 Mar 2018 16:26

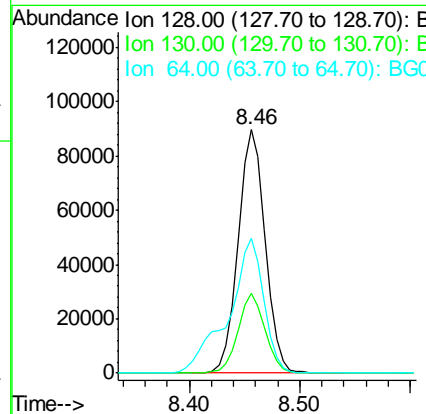
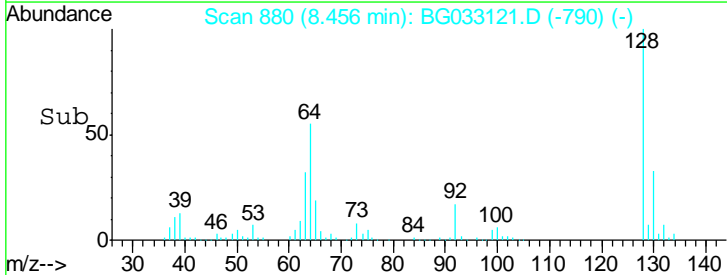
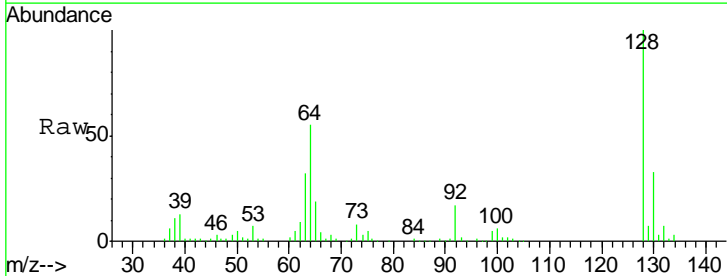
Instrument :
 BNA_G
 ClientSampled :

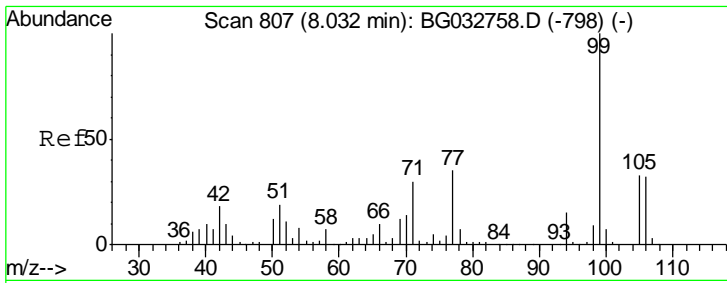
Tgt Ion	Resp	Lower	Upper
99	498781		
42	22.7	14.1	21.1#
71	35.5	26.1	39.1



#8
 2-Chlorophenol
 Concen: 49.866 ng
 RT: 8.46 min Scan# 880
 Delta R.T. -0.00 min
 Lab File: BG033121.D
 Acq: 13 Mar 2018 16:26

Tgt Ion	Resp	Lower	Upper
128	153799		
130	32.6	14.0	54.0
64	55.4	37.7	77.7

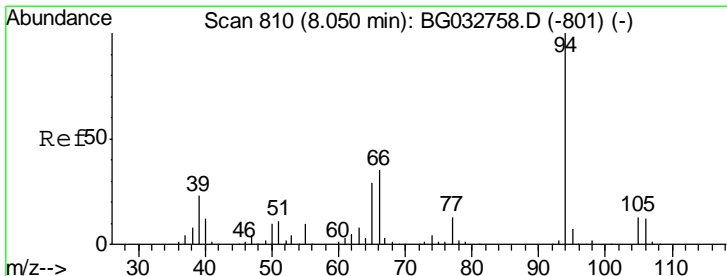
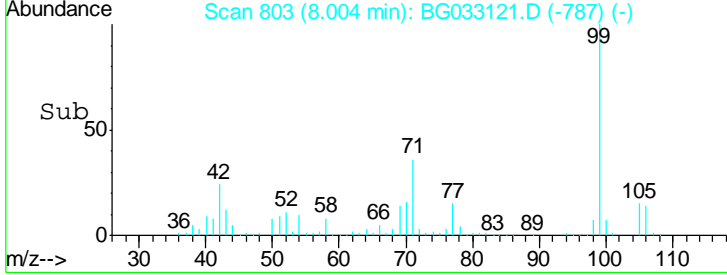
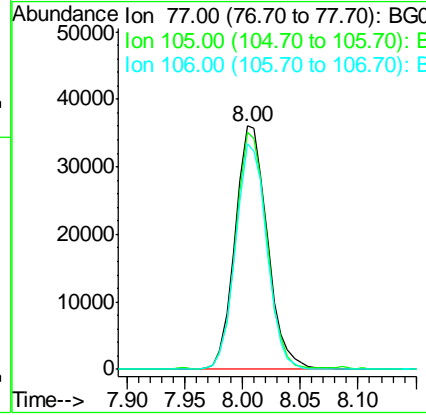
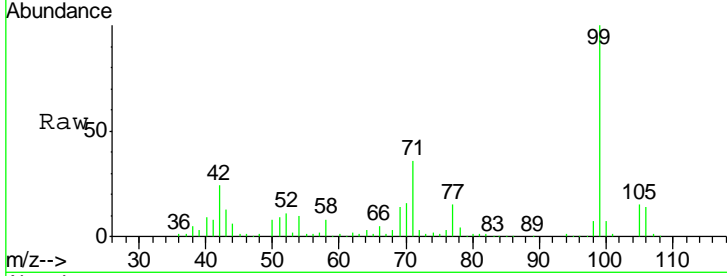




#9
Benzaldehyde
Concen: 30.891 ng
RT: 8.00 min Scan# 803
Delta R.T. -0.01 min
Lab File: BG033121.D
Acq: 13 Mar 2018 16:26

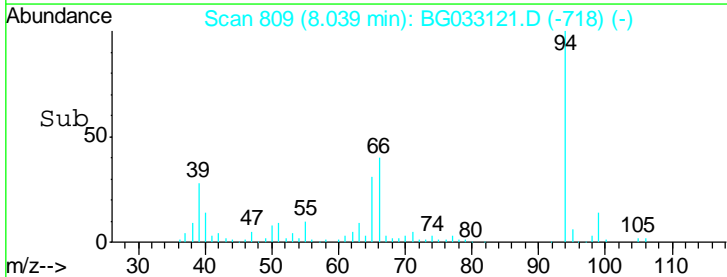
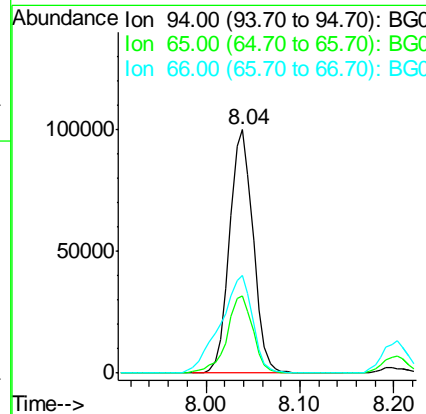
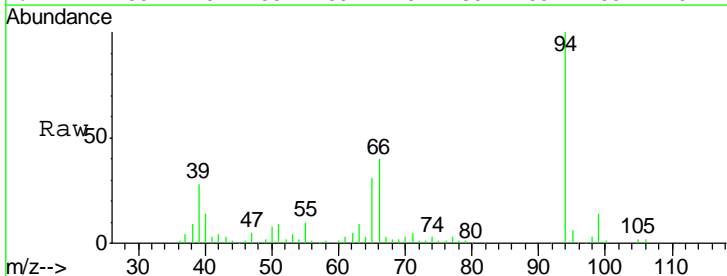
Instrument :
BNA_G
ClientSampled :

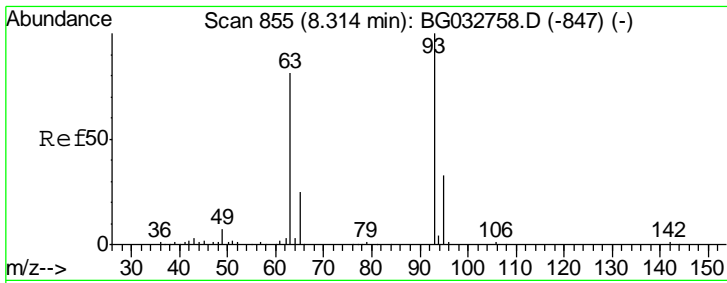
Tgt Ion	Resp	Lower	Upper
77	100		
105	97.5	71.3	111.3
106	92.6	64.2	104.2



#10
Phenol
Concen: 43.998 ng
RT: 8.04 min Scan# 809
Delta R.T. 0.00 min
Lab File: BG033121.D
Acq: 13 Mar 2018 16:26

Tgt Ion	Resp	Lower	Upper
94	100		
65	31.5	11.9	51.9
66	40.0	22.2	62.2

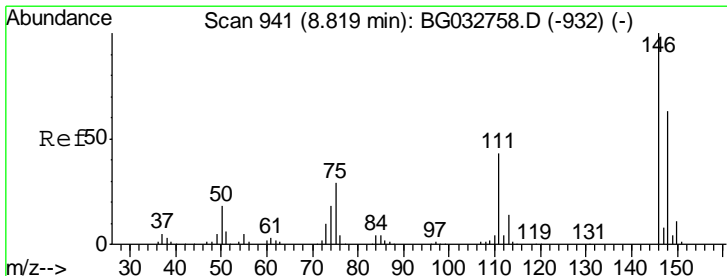
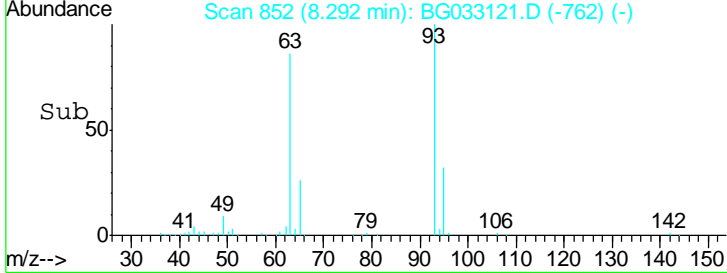
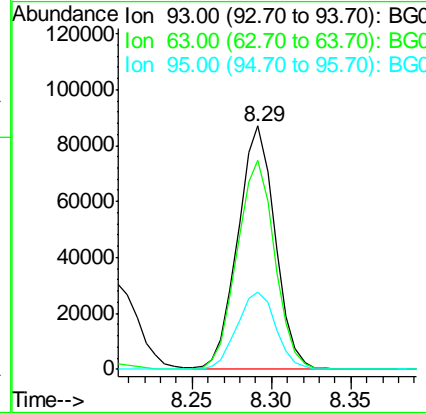
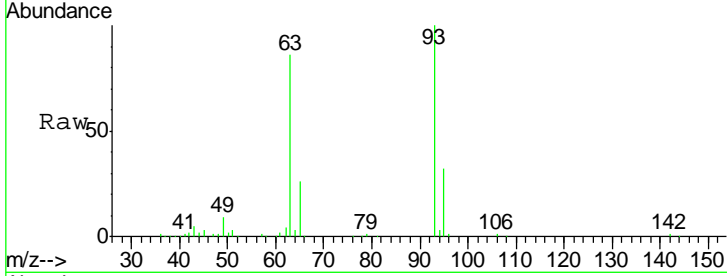




#11
 bis(2-Chloroethyl)ether
 Concen: 43.935 ng
 RT: 8.29 min Scan# 852
 Delta R.T. -0.00 min
 Lab File: BG033121.D
 Acq: 13 Mar 2018 16:26

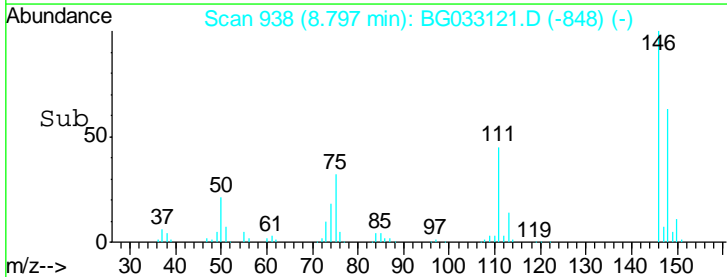
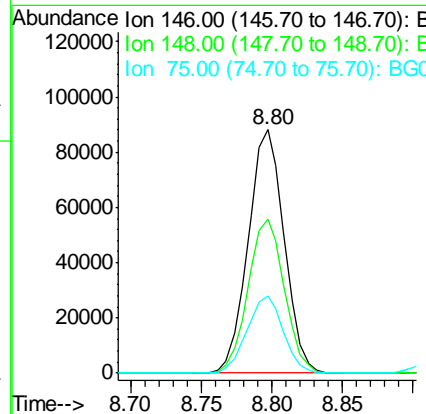
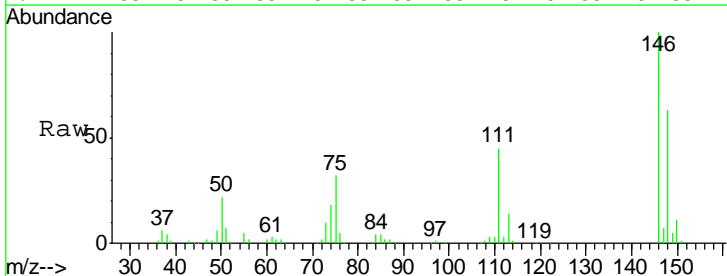
Instrument :
 BNA_G
 ClientSampled :

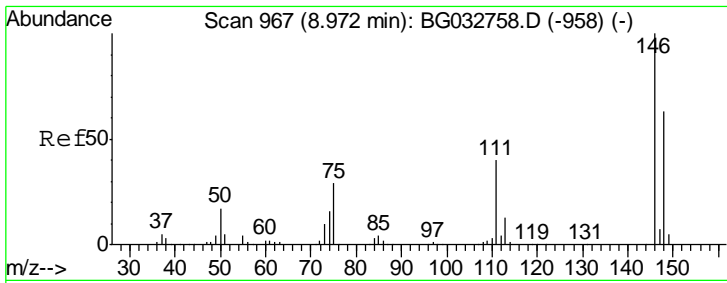
Tgt Ion	Resp	Lower	Upper
93	142241		
93	100		
63	85.7	67.1	107.1
95	31.7	11.5	51.5



#12
 1,3-Dichlorobenzene
 Concen: 43.546 ng
 RT: 8.80 min Scan# 938
 Delta R.T. -0.00 min
 Lab File: BG033121.D
 Acq: 13 Mar 2018 16:26

Tgt Ion	Resp	Lower	Upper
146	157308		
146	100		
148	63.4	51.4	77.2
75	31.5	26.6	39.8

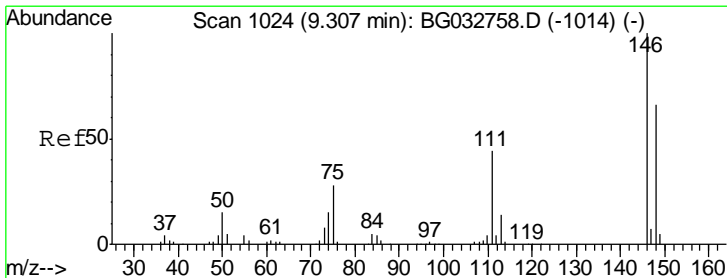
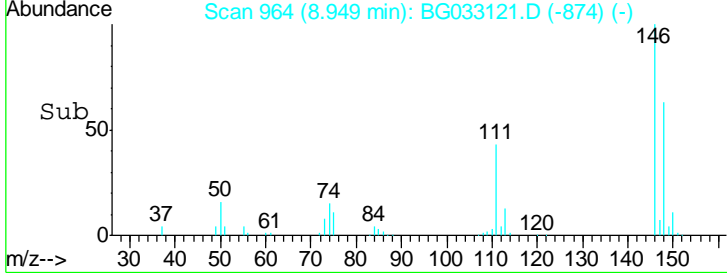
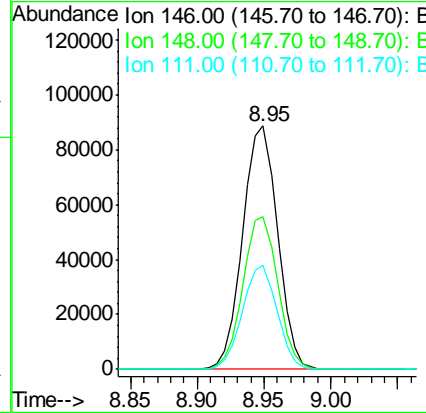
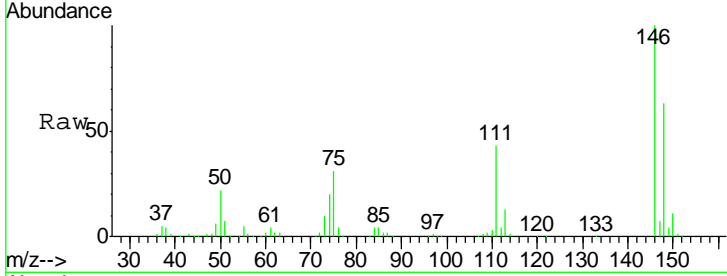




#13
 1,4-Dichlorobenzene
 Concen: 44.173 ng
 RT: 8.95 min Scan# 964
 Delta R.T. -0.00 min
 Lab File: BG033121.D
 Acq: 13 Mar 2018 16:26

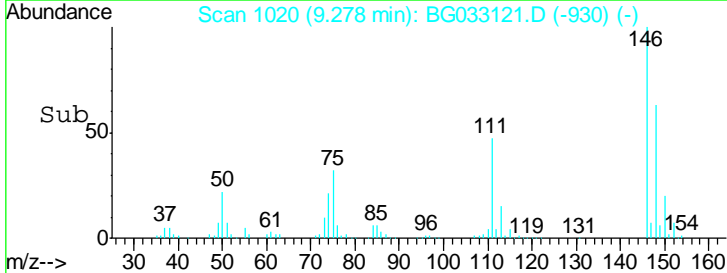
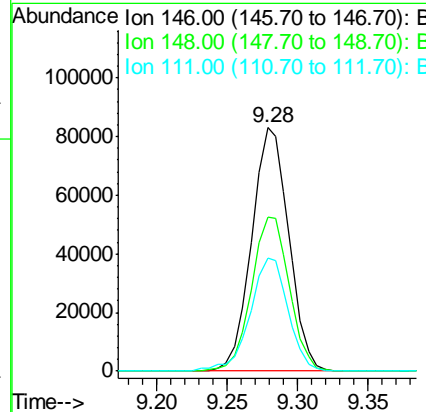
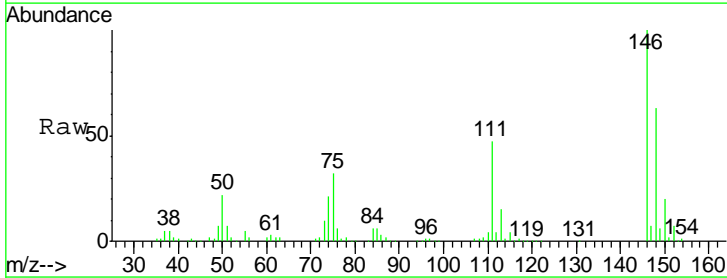
Instrument :
 BNA_G
 ClientSampled :

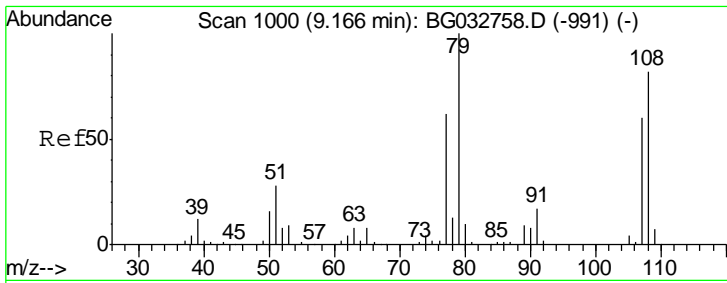
Tgt Ion	Resp	Lower	Upper
146	160625		
148	62.7	53.7	80.5
111	42.5	35.2	52.8



#14
 1,2-Dichlorobenzene
 Concen: 43.879 ng
 RT: 9.28 min Scan# 1020
 Delta R.T. -0.00 min
 Lab File: BG033121.D
 Acq: 13 Mar 2018 16:26

Tgt Ion	Resp	Lower	Upper
146	152899		
148	63.0	49.3	73.9
111	46.6	34.3	51.5

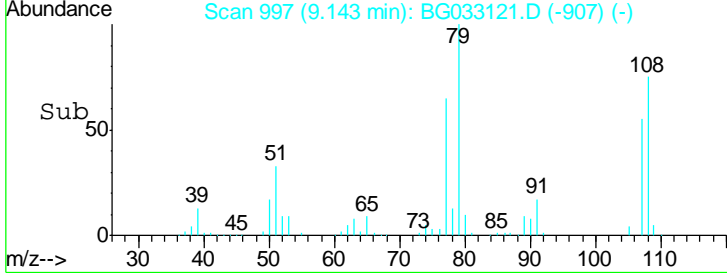
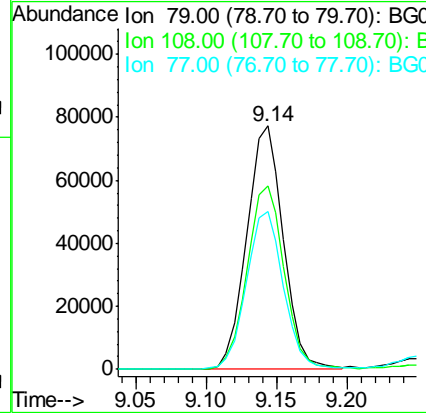
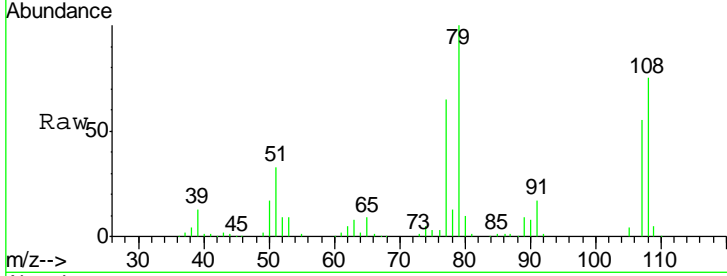




#15
 Benzyl Alcohol
 Concen: 48.582 ng
 RT: 9.14 min Scan# 997
 Delta R.T. -0.00 min
 Lab File: BG033121.D
 Acq: 13 Mar 2018 16:26

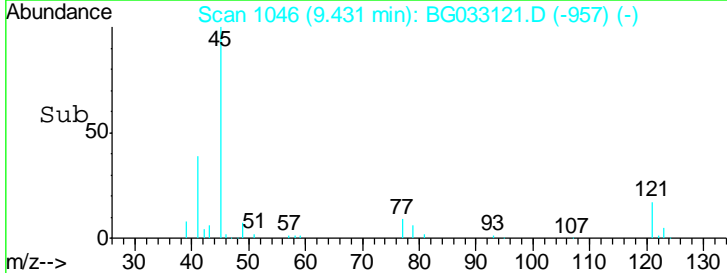
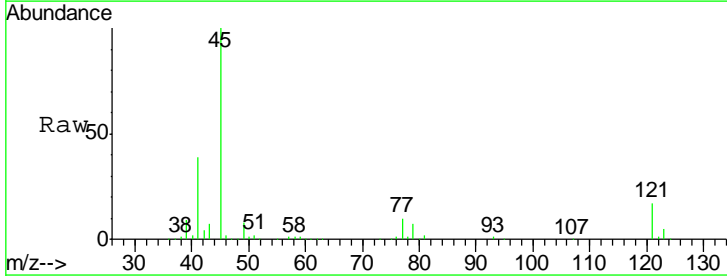
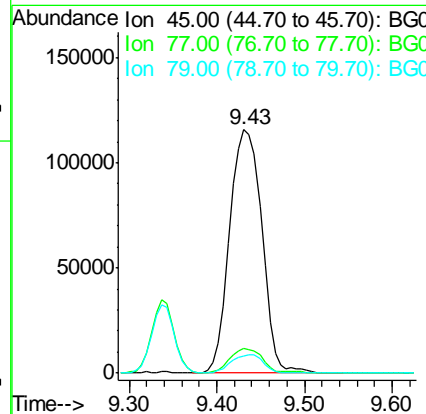
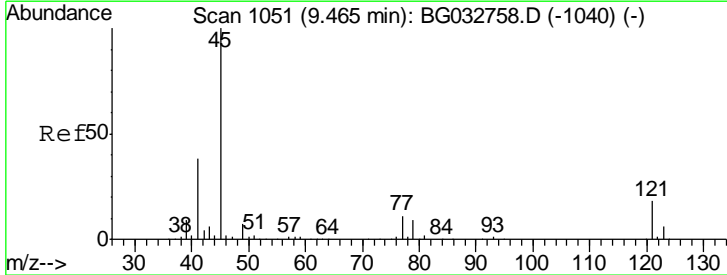
Instrument :
 BNA_G
 ClientSampled :

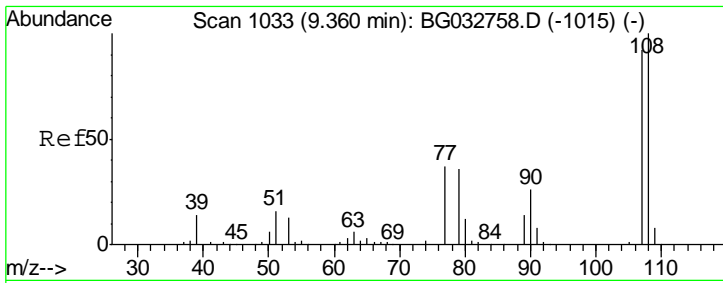
Tgt Ion	Resp	Lower	Upper
79	100		
108	75.2	57.2	85.8
77	64.8	46.1	69.1



#16
 2,2'-oxybis(1-Chloropropane)
 Concen: 51.817 ng
 RT: 9.43 min Scan# 1046
 Delta R.T. -0.01 min
 Lab File: BG033121.D
 Acq: 13 Mar 2018 16:26

Tgt Ion	Resp	Lower	Upper
45	100		
77	9.9	0.0	30.2
79	6.9	0.0	27.9

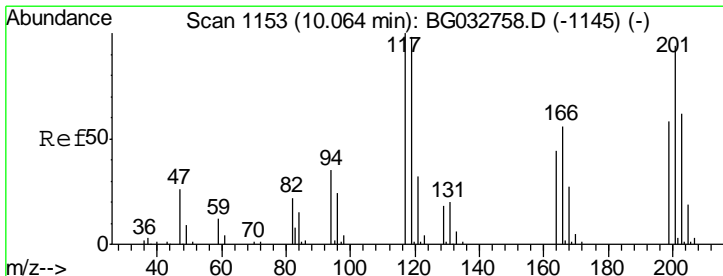
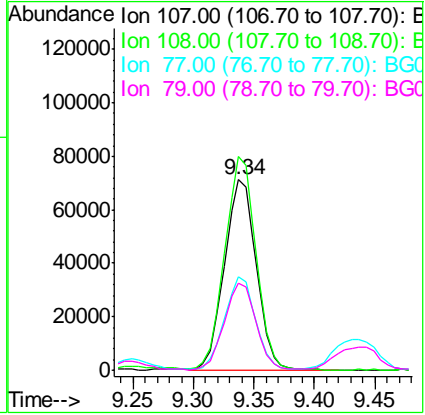
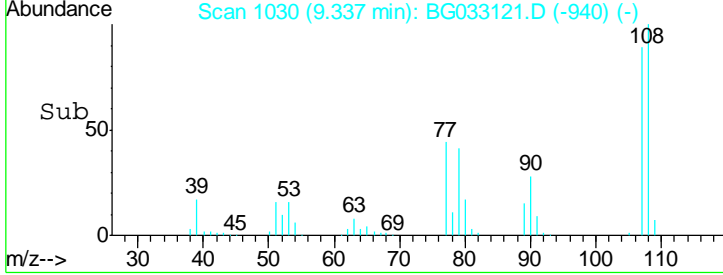
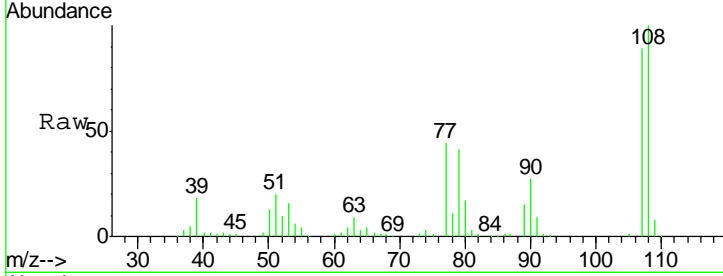




#17
 2-Methylphenol
 Concen: 44.450 ng
 RT: 9.34 min Scan# 1030
 Delta R.T. -0.00 min
 Lab File: BG033121.D
 Acq: 13 Mar 2018 16:26

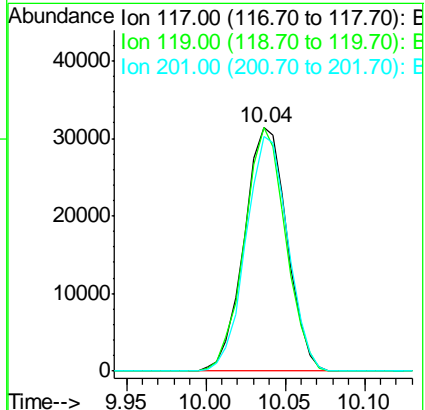
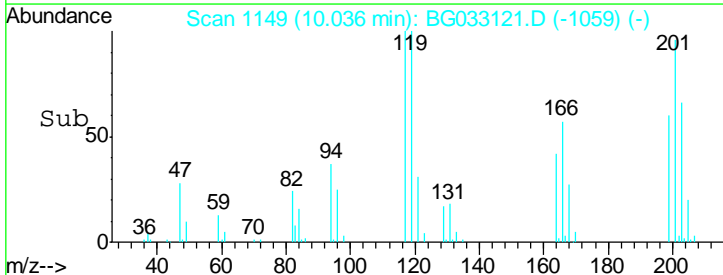
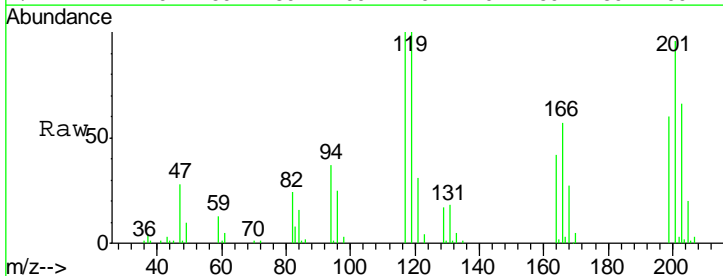
Instrument :
 BNA_G
 ClientSampled :

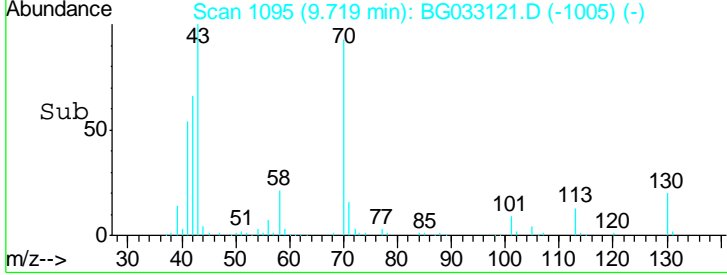
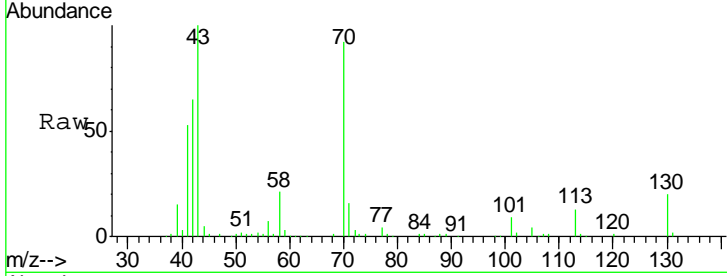
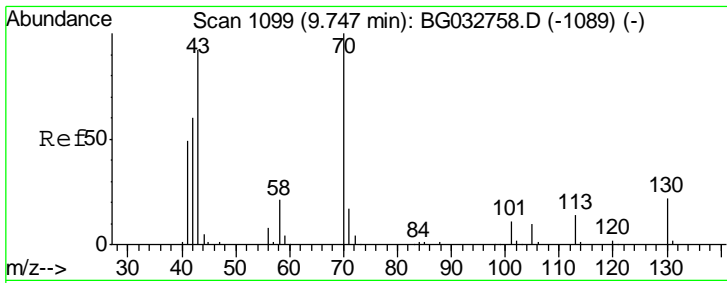
Tgt Ion	Resp	Lower	Upper
107	100		
108	112.2	83.9	125.9
77	49.3	37.2	55.8
79	45.7	36.2	54.2



#18
 Hexachloroethane
 Concen: 47.415 ng
 RT: 10.04 min Scan# 1149
 Delta R.T. -0.00 min
 Lab File: BG033121.D
 Acq: 13 Mar 2018 16:26

Tgt Ion	Resp	Lower	Upper
117	100		
119	100.0	76.7	115.1
201	96.2	95.7	143.5

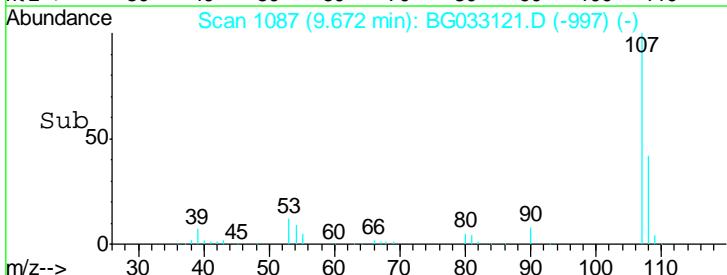
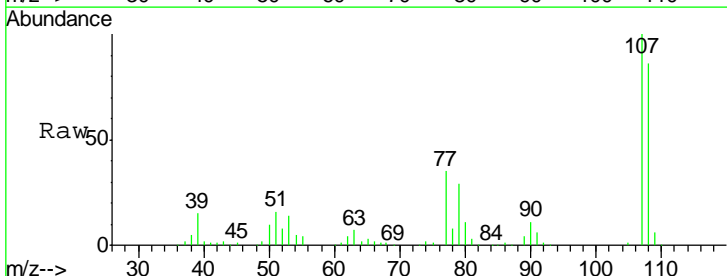
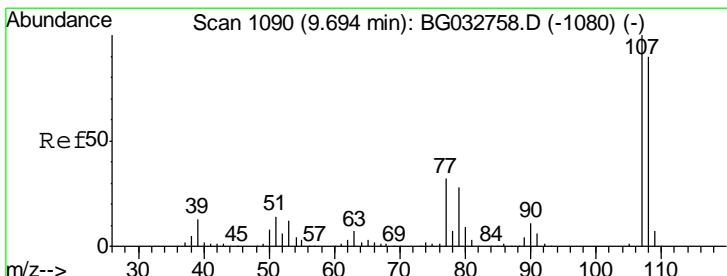
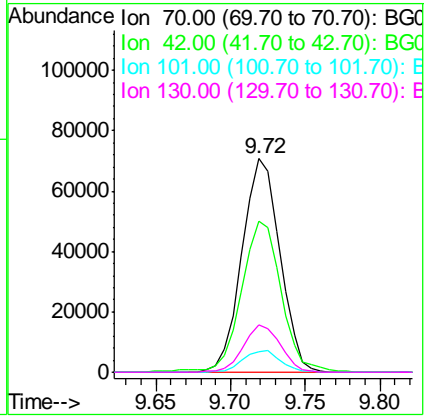




#19
 n-Nitroso-di-n-propylamine
 Concen: 44.956 ng
 RT: 9.72 min Scan# 1095
 Delta R.T. -0.00 min
 Lab File: BG033121.D
 Acq: 13 Mar 2018 16:26

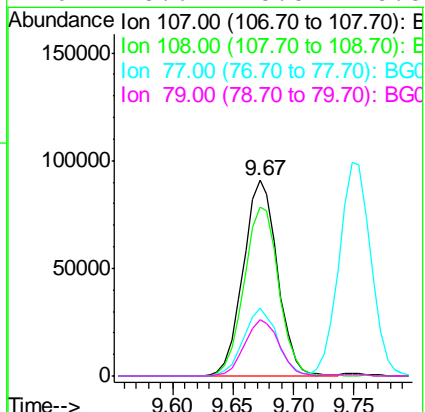
Instrument :
 BNA_G
 ClientSampled :

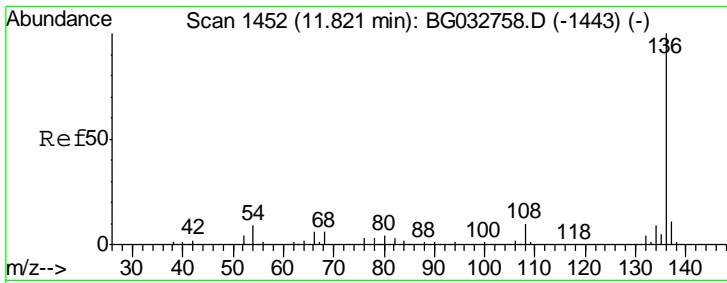
Tgt Ion	Resp	Lower	Upper
70	124656		
42	70.9	49.1	73.7
101	9.4	8.5	12.7
130	22.0	13.4	20.0#



#20
 3+4-Methylphenols
 Concen: 44.206 ng
 RT: 9.67 min Scan# 1087
 Delta R.T. -0.00 min
 Lab File: BG033121.D
 Acq: 13 Mar 2018 16:26

Tgt Ion	Resp	Lower	Upper
107	179455		
108	86.4	61.6	101.6
77	34.7	13.9	53.9
79	28.6	8.8	48.8



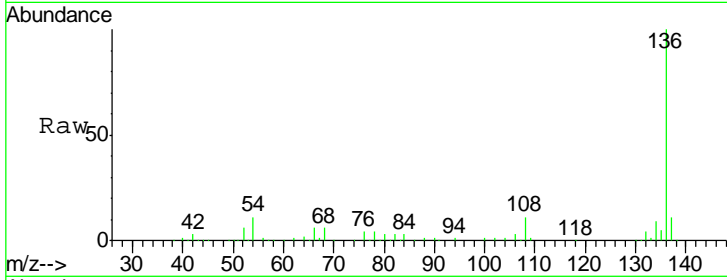


#21
 Naphthalene-d8
 Concen: 20.000 ng
 RT: 11.79 min Scan# 1448
 Delta R.T. -0.01 min
 Lab File: BG033121.D
 Acq: 13 Mar 2018 16:26

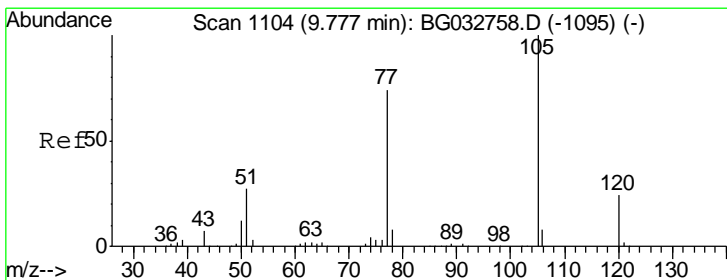
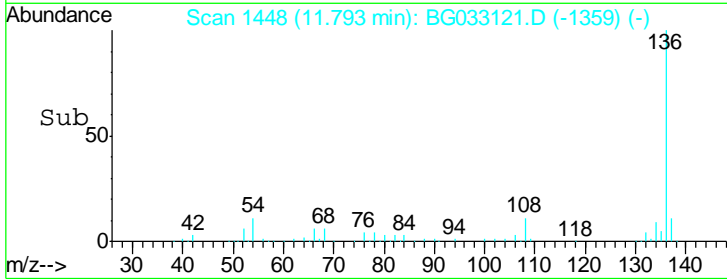
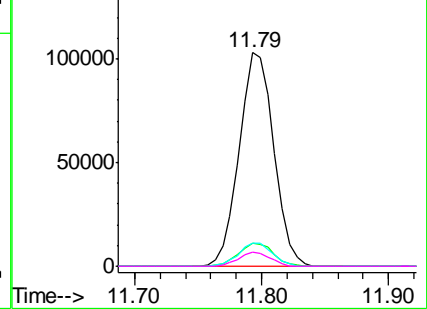
Instrument :
 BNA_G
 ClientSampled :

Tgt Ion:136 Resp: 194009

Ion	Ratio	Lower	Upper
136	100		
137	10.8	9.2	13.8
54	10.8	10.3	15.5
68	6.3	4.5	6.7



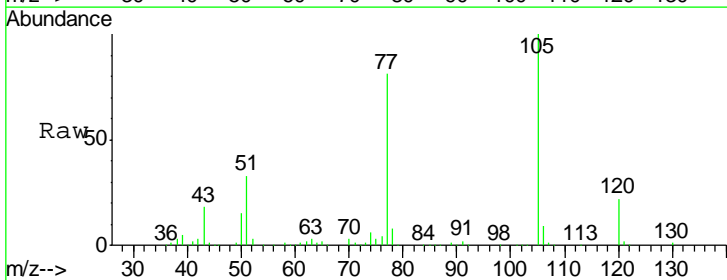
Abundance Ion 136.00 (135.70 to 136.70): E
 Ion 137.00 (136.70 to 137.70): E
 Ion 54.00 (53.70 to 54.70): BGC
 Ion 68.00 (67.70 to 68.70): BGC



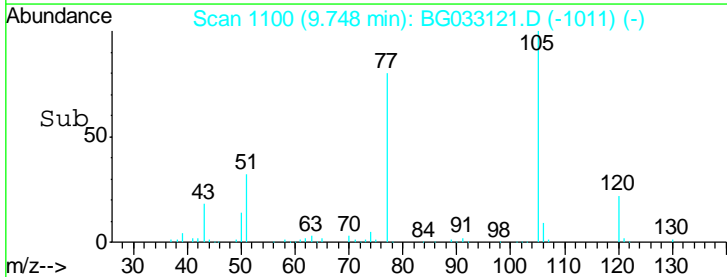
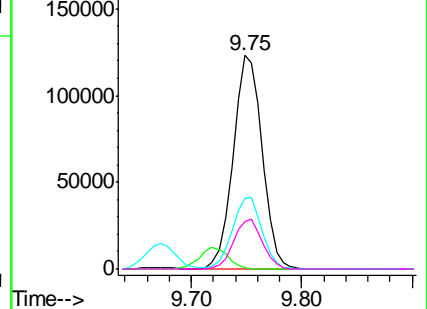
#22
 Acetophenone
 Concen: 46.117 ng
 RT: 9.75 min Scan# 1100
 Delta R.T. -0.01 min
 Lab File: BG033121.D
 Acq: 13 Mar 2018 16:26

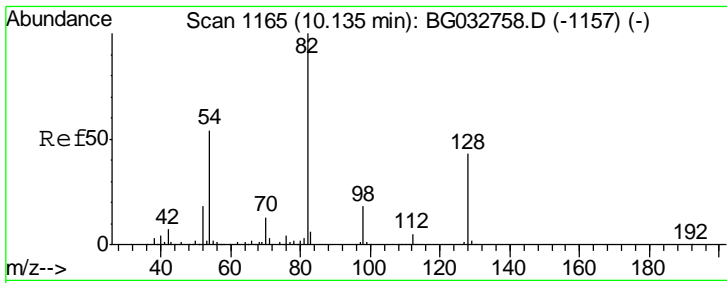
Tgt Ion:105 Resp: 225959

Ion	Ratio	Lower	Upper
105	100		
71	0.6	3.0	4.4#
51	32.7	26.1	39.1
120	22.2	17.4	26.2



Abundance Ion 105.00 (104.70 to 105.70): E
 Ion 71.00 (70.70 to 71.70): BGC
 Ion 51.00 (50.70 to 51.70): BGC
 Ion 120.00 (119.70 to 120.70): E

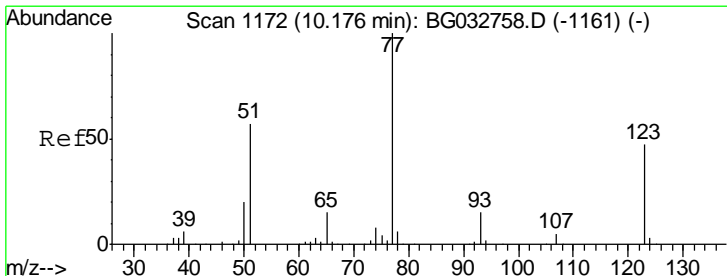
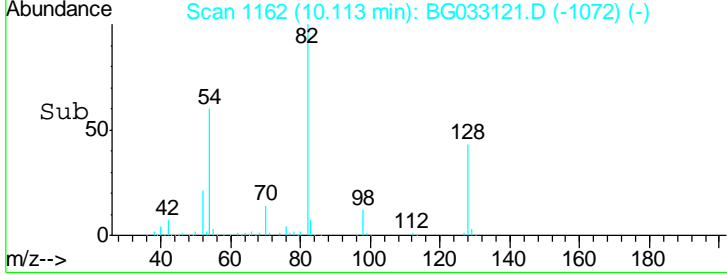
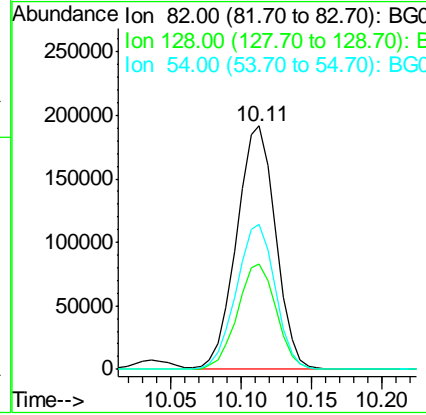
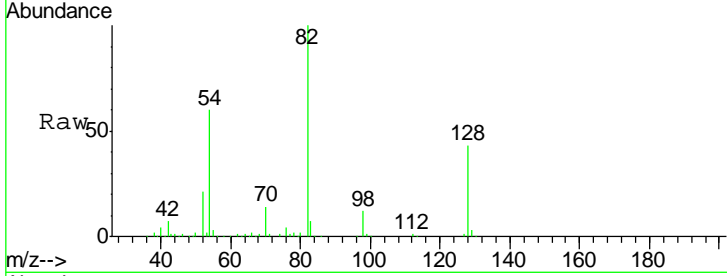




#23
 Nitrobenzene-d5
 Concen: 126.961 ng
 RT: 10.11 min Scan# 1162
 Delta R.T. -0.00 min
 Lab File: BG033121.D
 Acq: 13 Mar 2018 16:26

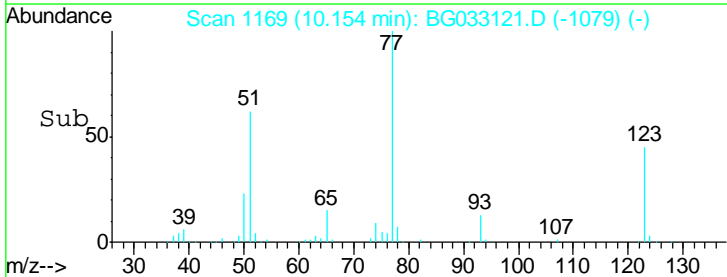
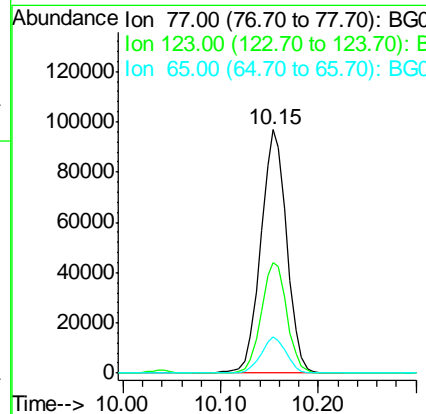
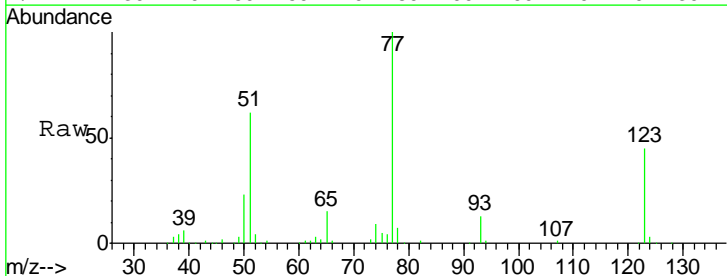
Instrument :
 BNA_G
 ClientSampled :

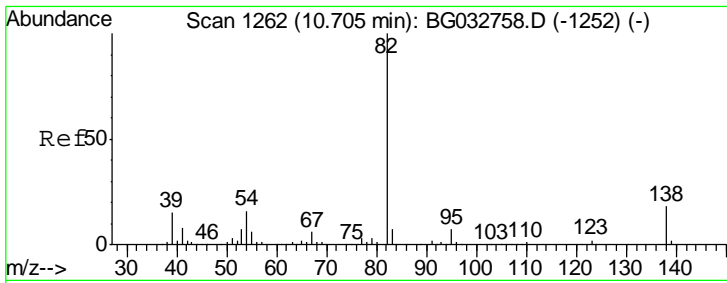
Tgt Ion	Resp	Lower	Upper
82	370435		
128	43.1	29.7	44.5
54	59.8	43.1	64.7



#24
 Nitrobenzene
 Concen: 56.785 ng
 RT: 10.15 min Scan# 1169
 Delta R.T. -0.00 min
 Lab File: BG033121.D
 Acq: 13 Mar 2018 16:26

Tgt Ion	Resp	Lower	Upper
77	179857		
123	45.2	33.0	49.6
65	15.0	13.0	19.6

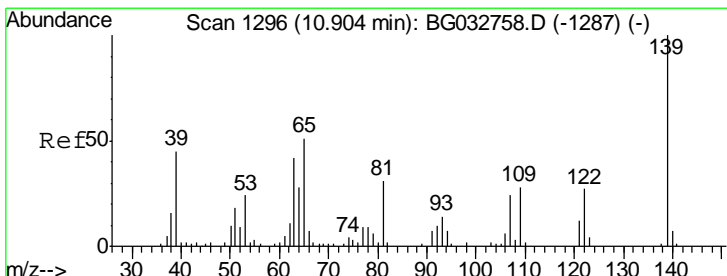
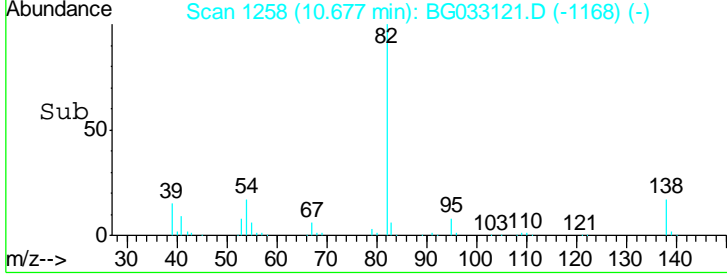
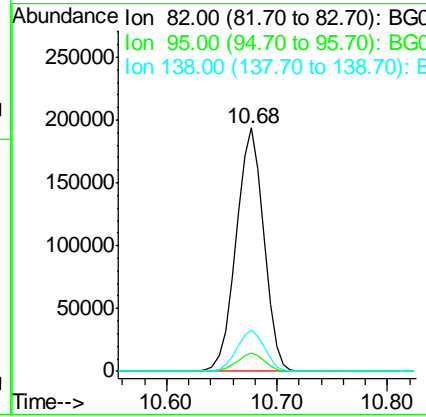
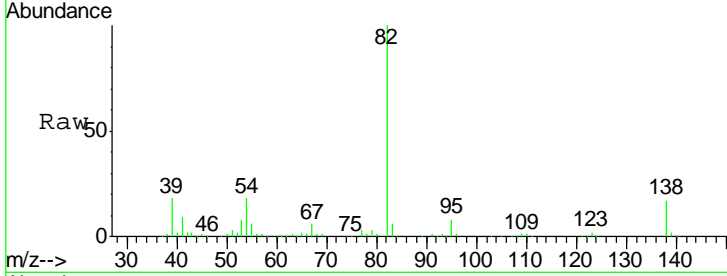




#25
 Isophorone
 Concen: 49.881 ng
 RT: 10.68 min Scan# 1258
 Delta R.T. -0.00 min
 Lab File: BG033121.D
 Acq: 13 Mar 2018 16:26

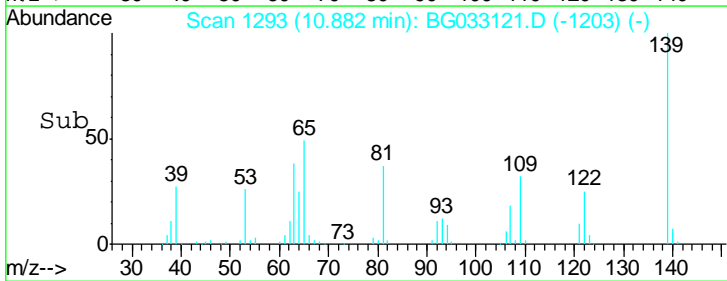
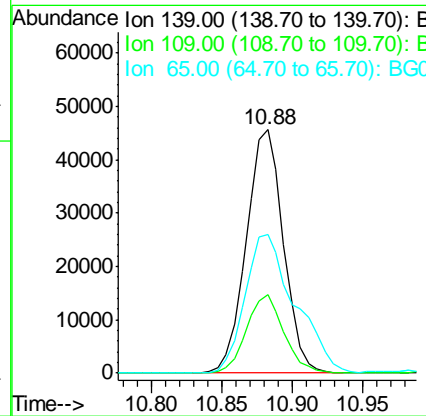
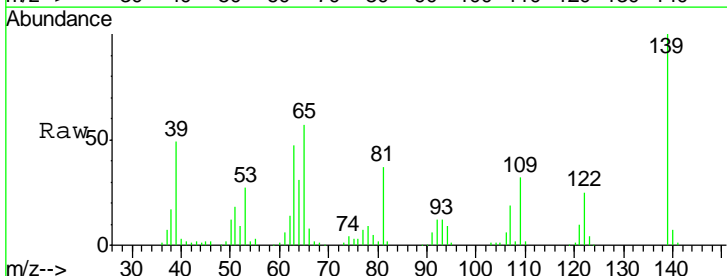
Instrument :
 BNA_G
 ClientSampled :

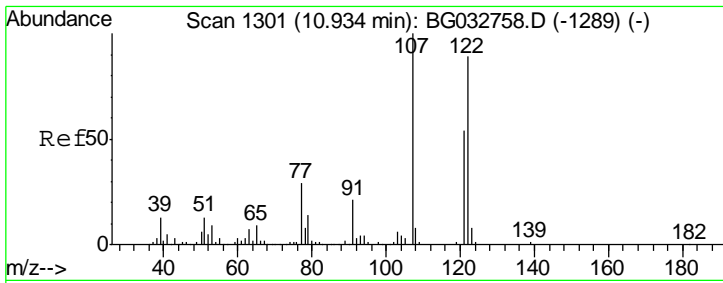
Tgt Ion	Resp	Lower	Upper
82	339666		
95	7.7	6.2	9.2
138	17.2	12.1	18.1



#26
 2-Nitrophenol
 Concen: 67.349 ng
 RT: 10.88 min Scan# 1293
 Delta R.T. -0.00 min
 Lab File: BG033121.D
 Acq: 13 Mar 2018 16:26

Tgt Ion	Resp	Lower	Upper
139	84140		
109	32.5	24.2	36.2
65	56.8	47.4	71.0

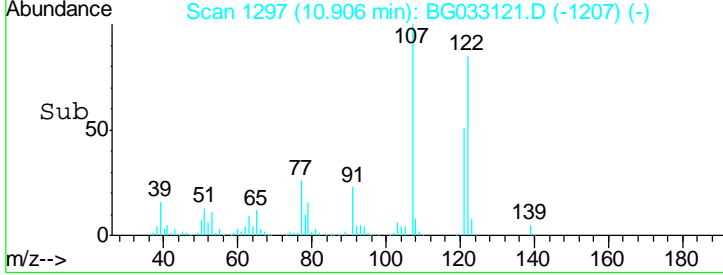
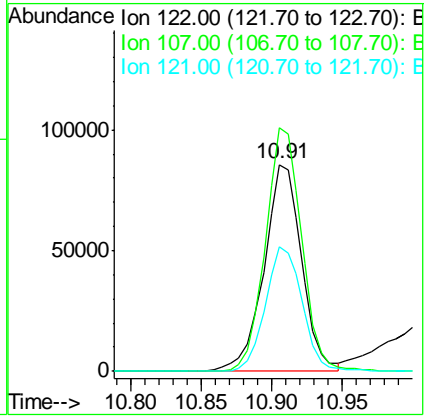
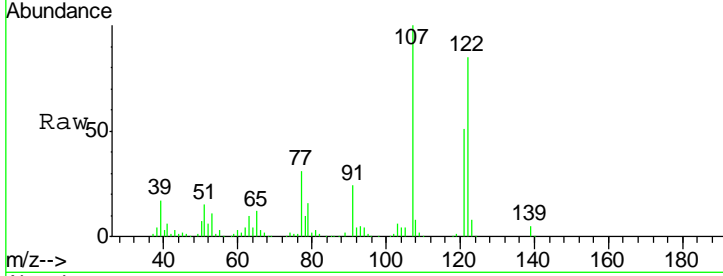




#27
 2,4-Dimethylphenol
 Concen: 54.075 ng
 RT: 10.91 min Scan# 1297
 Delta R.T. -0.00 min
 Lab File: BG033121.D
 Acq: 13 Mar 2018 16:26

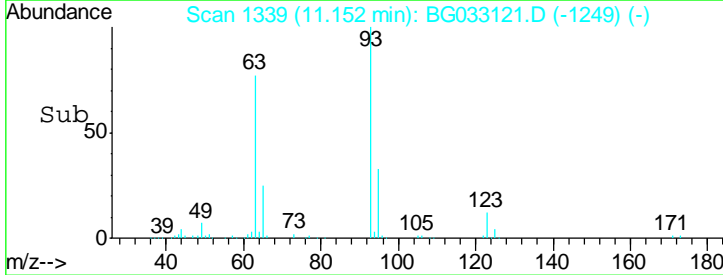
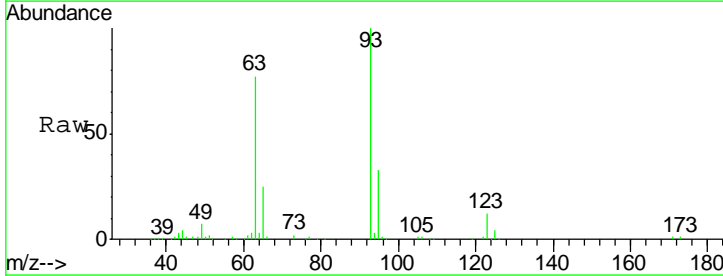
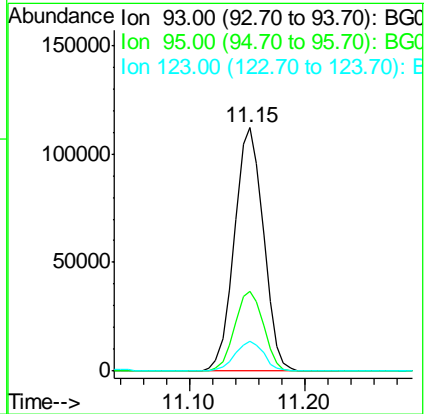
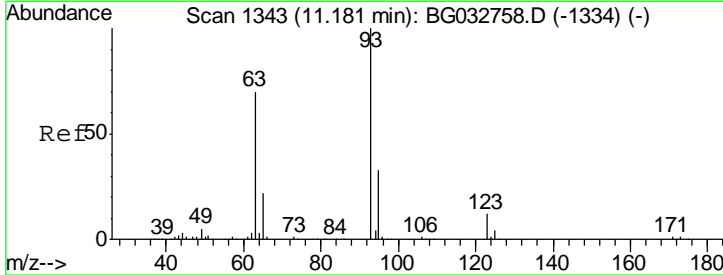
Instrument :
 BNA_G
 ClientSampled :

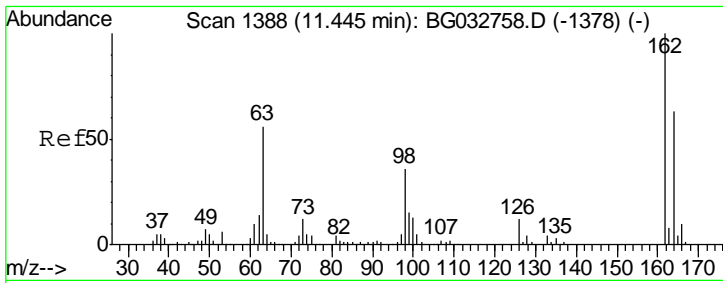
Tgt Ion	Resp	Lower	Upper
122	159962		
122	100		
107	117.6	100.2	150.2
121	60.2	44.4	66.6



#28
 bis(2-Chloroethoxy)methane
 Concen: 49.046 ng
 RT: 11.15 min Scan# 1339
 Delta R.T. -0.00 min
 Lab File: BG033121.D
 Acq: 13 Mar 2018 16:26

Tgt Ion	Resp	Lower	Upper
93	194566		
93	100		
95	33.0	24.3	36.5
123	12.1	8.4	12.6

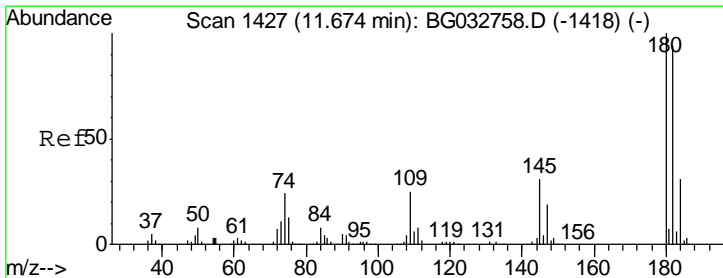
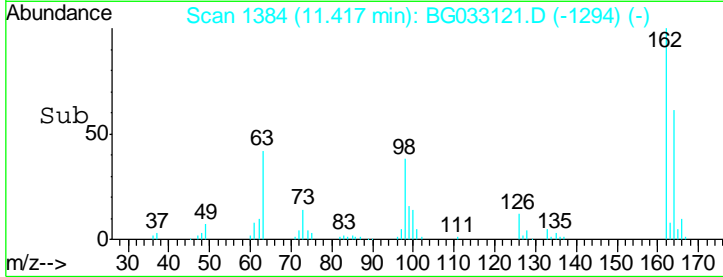
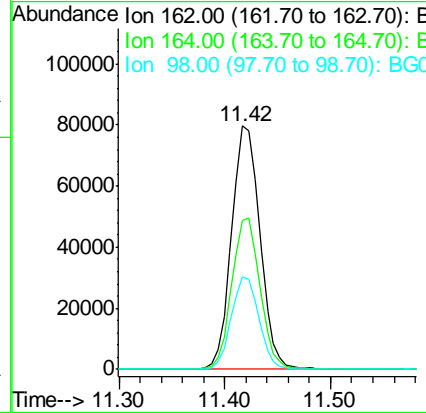
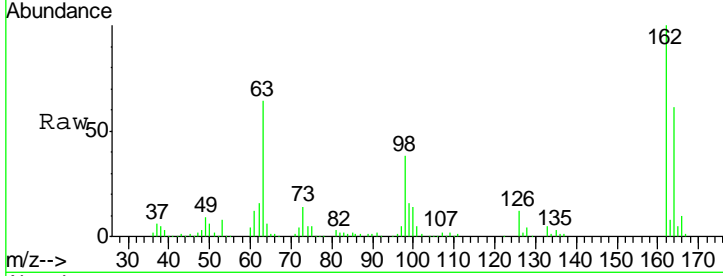




#29
 2,4-Dichlorophenol
 Concen: 55.273 ng
 RT: 11.42 min Scan# 1384
 Delta R.T. -0.00 min
 Lab File: BG033121.D
 Acq: 13 Mar 2018 16:26

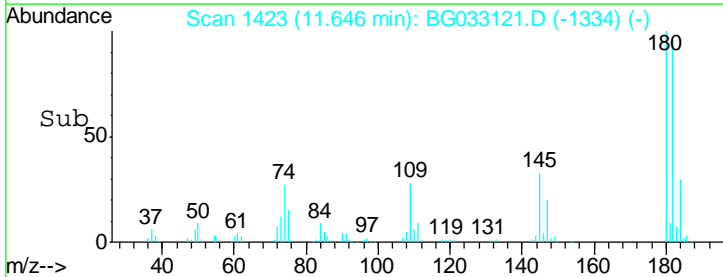
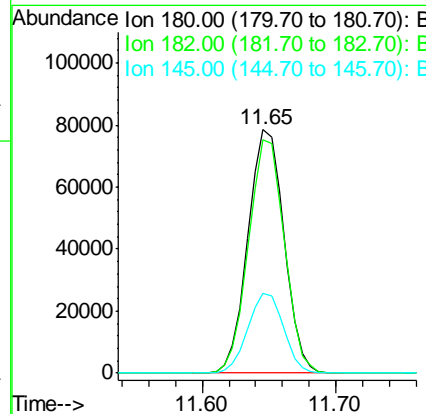
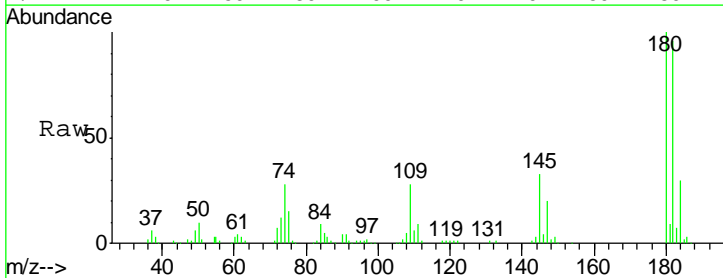
Instrument :
 BNA_G
 ClientSampled :

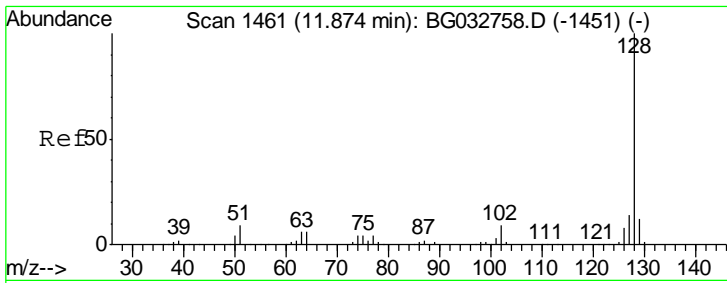
Tgt Ion	Resp	Lower	Upper
162	148399		
164	61.4	48.0	88.0
98	38.0	21.1	61.1



#30
 1,2,4-Trichlorobenzene
 Concen: 46.495 ng
 RT: 11.65 min Scan# 1423
 Delta R.T. -0.01 min
 Lab File: BG033121.D
 Acq: 13 Mar 2018 16:26

Tgt Ion	Resp	Lower	Upper
180	146328		
182	95.9	77.5	116.3
145	32.5	23.4	35.2

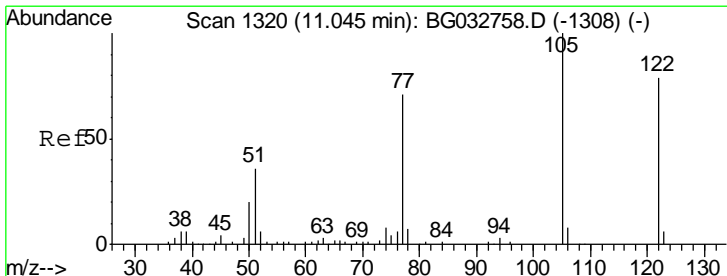
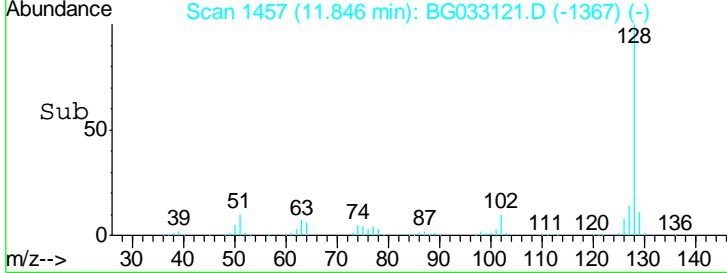
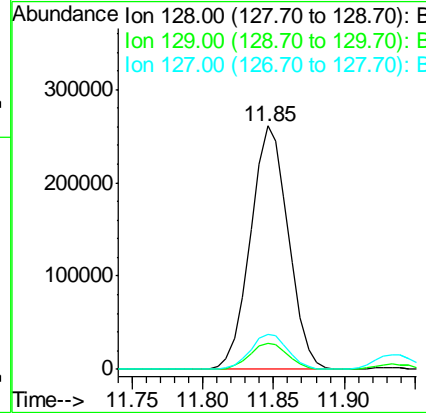
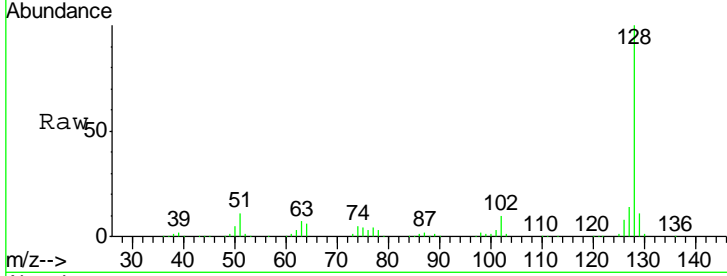




#31
 Naphthalene
 Concen: 48.175 ng
 RT: 11.85 min Scan# 1457
 Delta R.T. -0.00 min
 Lab File: BG033121.D
 Acq: 13 Mar 2018 16:26

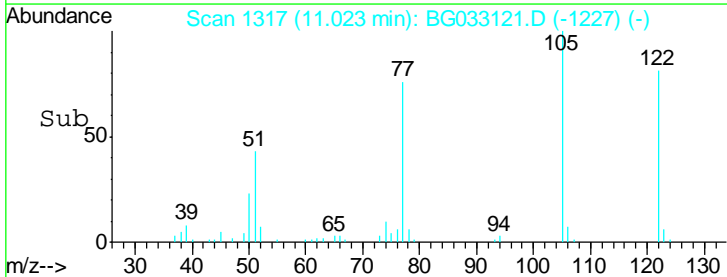
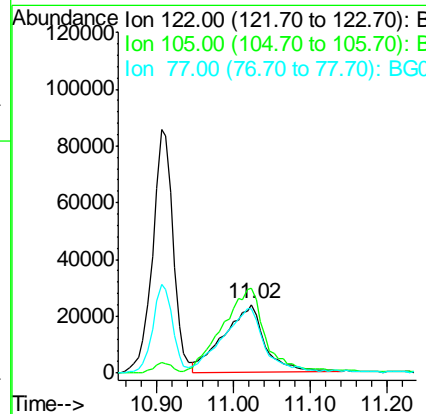
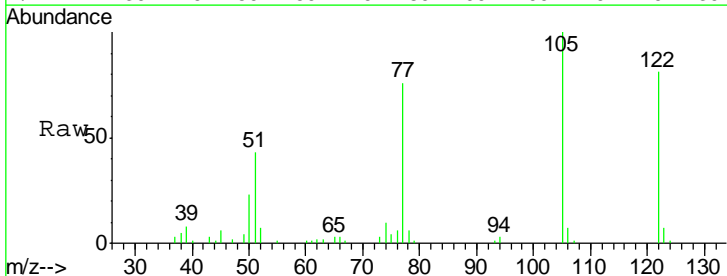
Instrument :
 BNA_G
 ClientSampled :

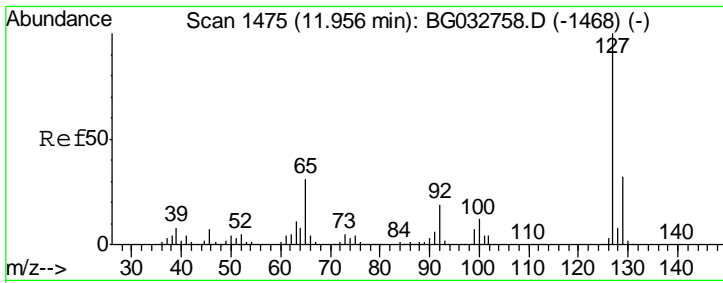
Tgt Ion	Resp	Lower	Upper
128	488380		
129	10.7	8.6	12.8
127	14.5	11.6	17.4



#32
 Benzoic acid
 Concen: 47.528 ng
 RT: 11.02 min Scan# 1317
 Delta R.T. -0.00 min
 Lab File: BG033121.D
 Acq: 13 Mar 2018 16:26

Tgt Ion	Resp	Lower	Upper
122	87199		
105	122.9	123.5	163.5#
77	93.3	85.7	125.7

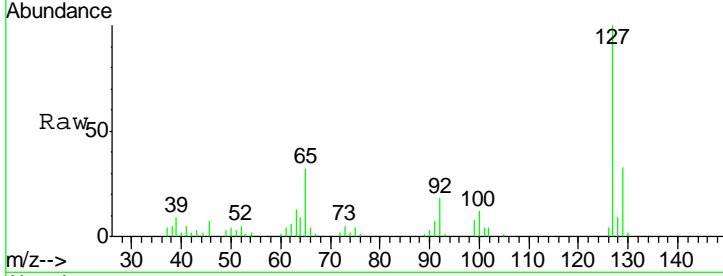




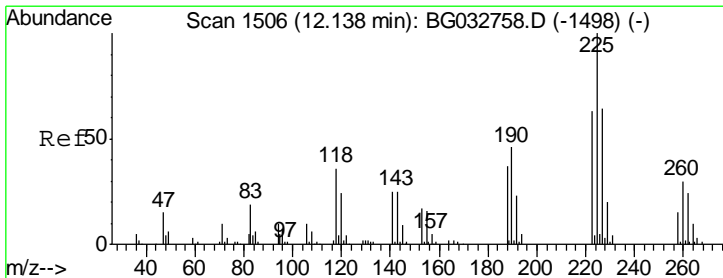
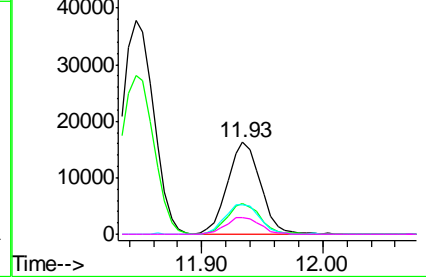
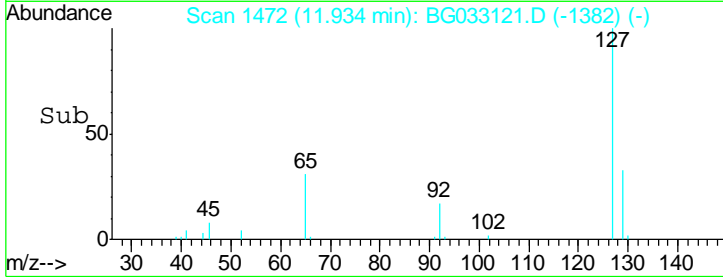
#33
 4-Chloroaniline
 Concen: 6.852 ng
 RT: 11.93 min Scan# 1472
 Delta R.T. -0.00 min
 Lab File: BG033121.D
 Acq: 13 Mar 2018 16:26

Instrument :
 BNA_G
 ClientSampled :

Tgt Ion	Resp	Lower	Upper
127	31060		
129	33.2	24.0	36.0
65	31.8	27.0	40.4
92	17.7	16.6	25.0

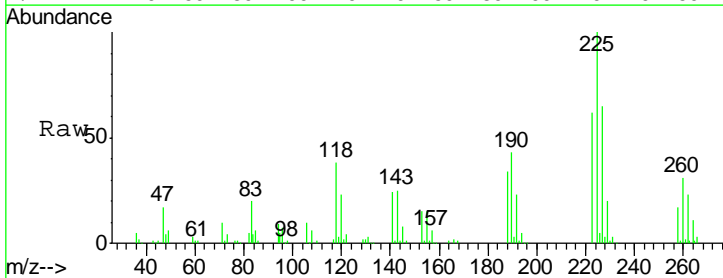


Abundance Ion 127.00 (126.70 to 127.70): E
 Ion 129.00 (128.70 to 129.70): E
 Ion 65.00 (64.70 to 65.70): BGC
 Ion 92.00 (91.70 to 92.70): BGC

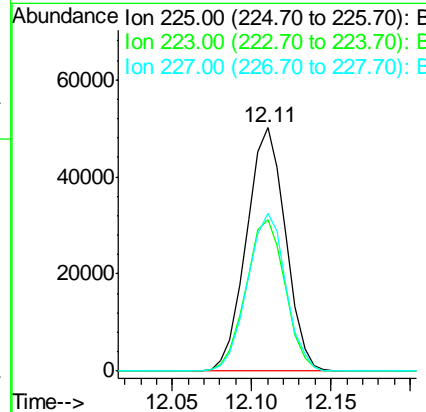
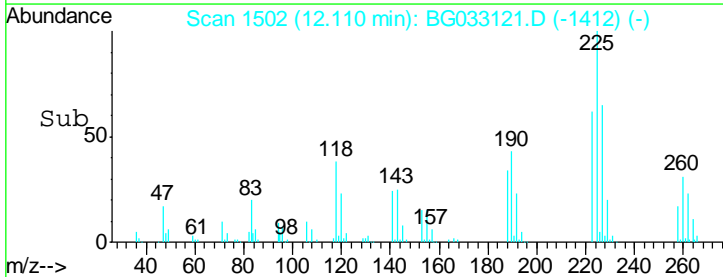


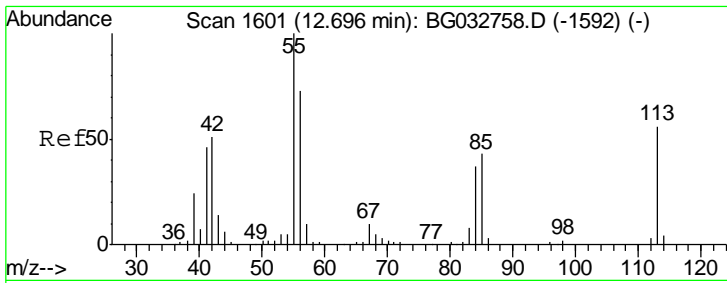
#34
 Hexachlorobutadiene
 Concen: 48.348 ng
 RT: 12.11 min Scan# 1502
 Delta R.T. -0.00 min
 Lab File: BG033121.D
 Acq: 13 Mar 2018 16:26

Tgt Ion	Resp	Lower	Upper
225	85349		
223	62.4	49.7	74.5
227	64.7	48.1	72.1



Abundance Ion 225.00 (224.70 to 225.70): E
 Ion 223.00 (222.70 to 223.70): E
 Ion 227.00 (226.70 to 227.70): E

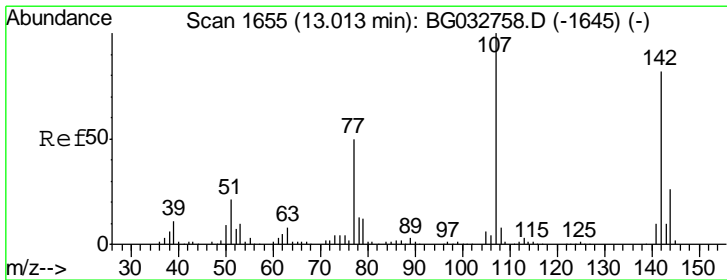
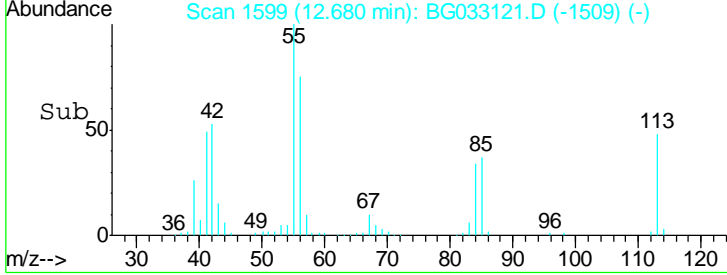
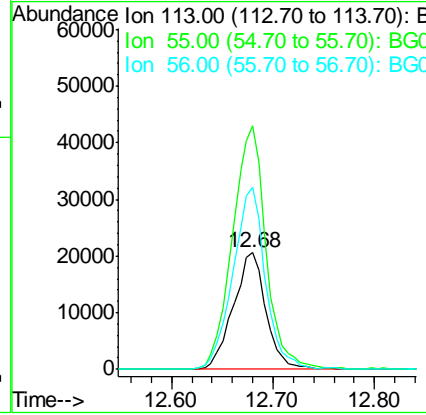
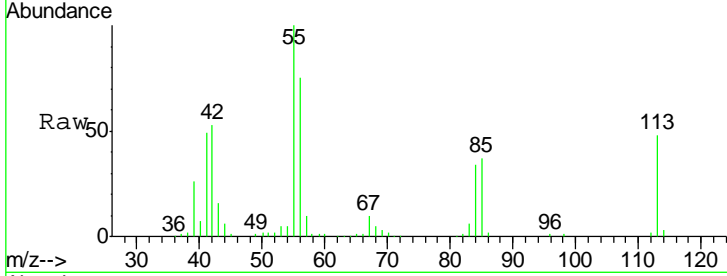




#35
 Caprolactam
 Concen: 42.874 ng
 RT: 12.68 min Scan# 1599
 Delta R.T. -0.00 min
 Lab File: BG033121.D
 Acq: 13 Mar 2018 16:26

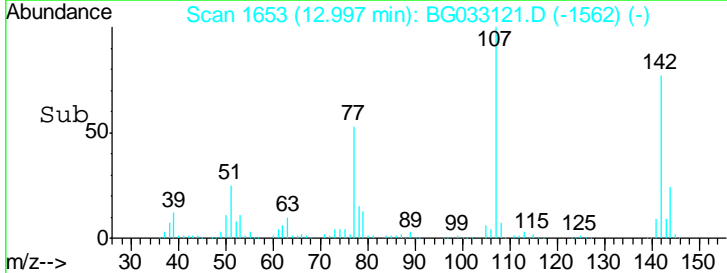
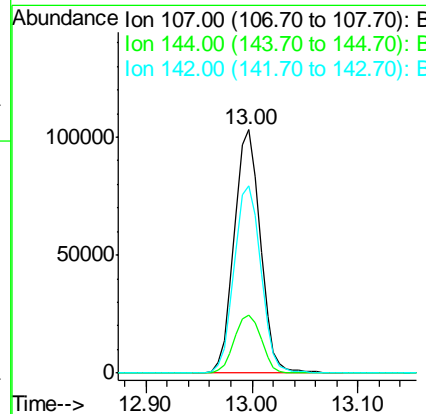
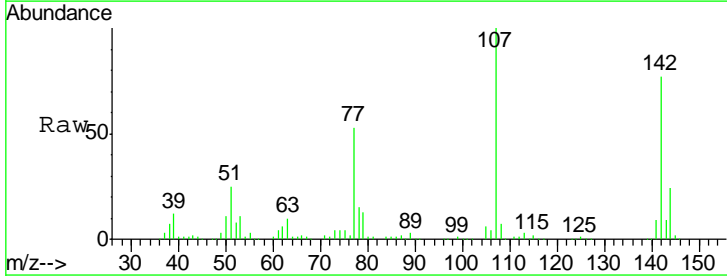
Instrument :
 BNA_G
 ClientSampled :

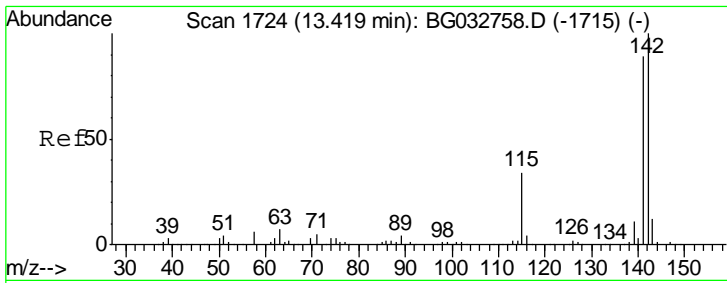
Tgt Ion	Resp	Lower	Upper
113	46091		
55	208.9	186.9	226.9
56	156.4	130.9	170.9



#36
 4-Chloro-3-methylphenol
 Concen: 56.660 ng
 RT: 13.00 min Scan# 1653
 Delta R.T. 0.00 min
 Lab File: BG033121.D
 Acq: 13 Mar 2018 16:26

Tgt Ion	Resp	Lower	Upper
107	177026		
144	24.1	18.2	27.4
142	77.0	59.0	88.4

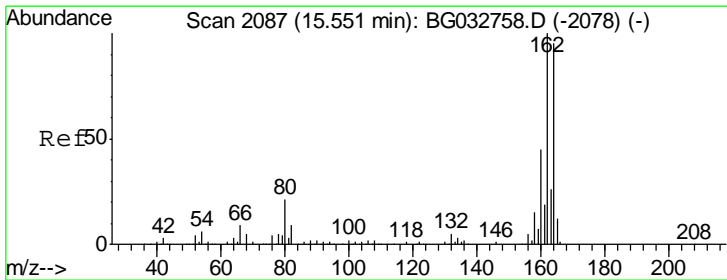
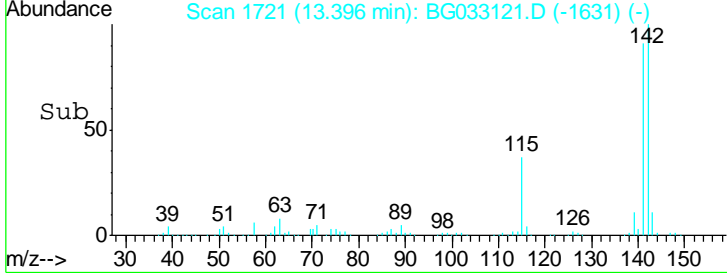
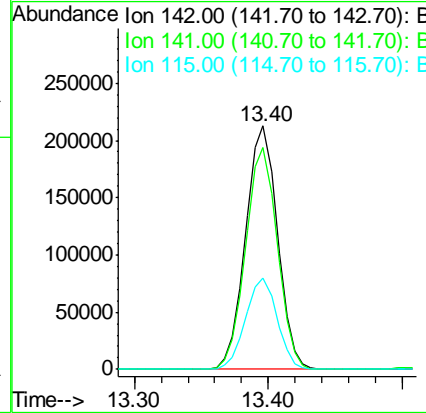
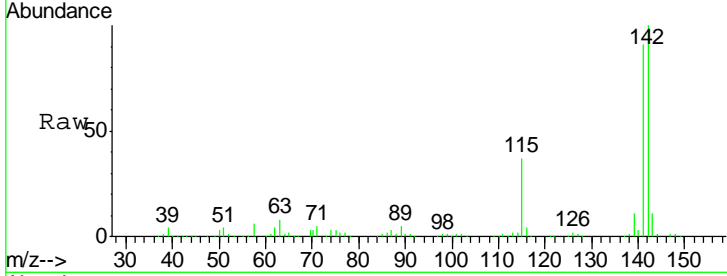




#37
 2-Methylnaphthalene
 Concen: 47.781 ng
 RT: 13.40 min Scan# 1721
 Delta R.T. -0.00 min
 Lab File: BG033121.D
 Acq: 13 Mar 2018 16:26

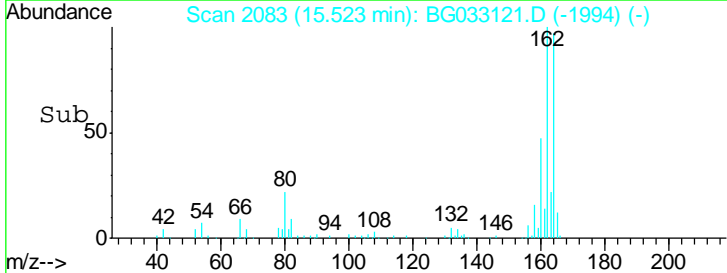
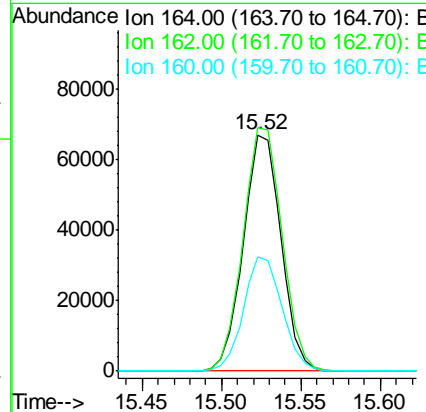
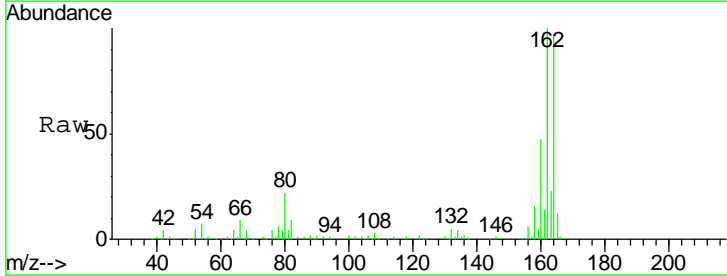
Instrument :
 BNA_G
 ClientSampled :

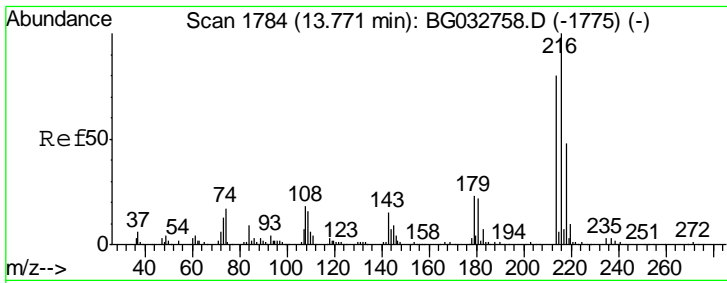
Tgt Ion	Resp	Lower	Upper
142	100		
141	91.1	67.1	100.7
115	37.3	30.7	46.1



#38
 Acenaphthene-d10
 Concen: 20.000 ng
 RT: 15.52 min Scan# 2083
 Delta R.T. -0.01 min
 Lab File: BG033121.D
 Acq: 13 Mar 2018 16:26

Tgt Ion	Resp	Lower	Upper
164	100		
162	103.2	78.8	118.2
160	48.3	35.4	53.0

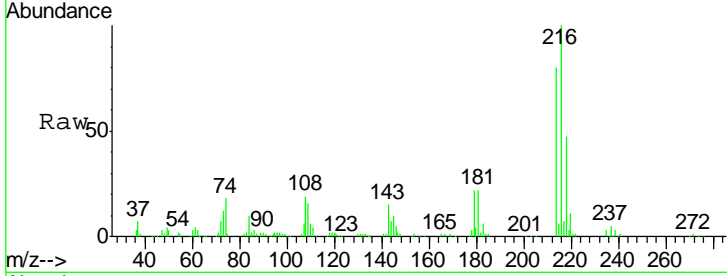




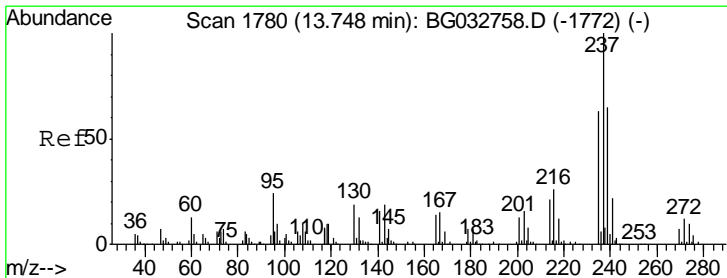
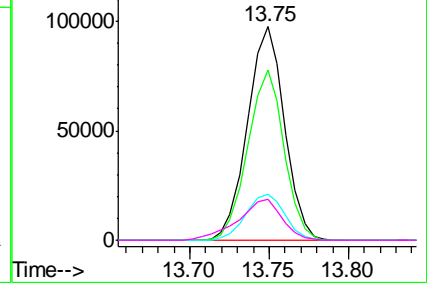
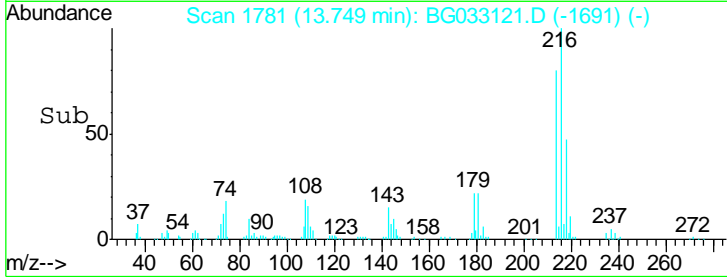
#39
 1,2,4,5-Tetrachlorobenzene
 Concen: 48.313 ng
 RT: 13.75 min Scan# 1781
 Delta R.T. -0.00 min
 Lab File: BG033121.D
 Acq: 13 Mar 2018 16:26

Instrument :
 BNA_G
 ClientSampled :

Tgt Ion	Resp	Lower	Upper
216	158016		
214	78.2	63.0	94.4
179	22.7	17.0	25.6
108	22.8	12.8	19.2

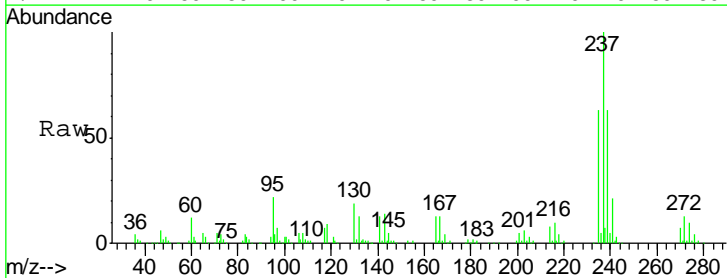


Abundance Ion 216.00 (215.70 to 216.70): E
 Ion 214.00 (213.70 to 214.70): E
 Ion 179.00 (178.70 to 179.70): E
 Ion 108.00 (107.70 to 108.70): E

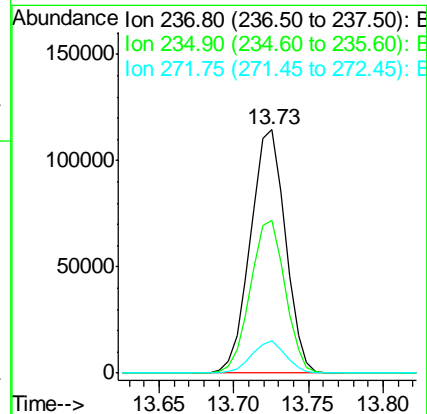
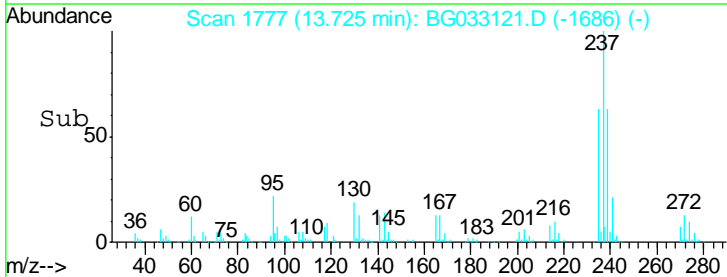


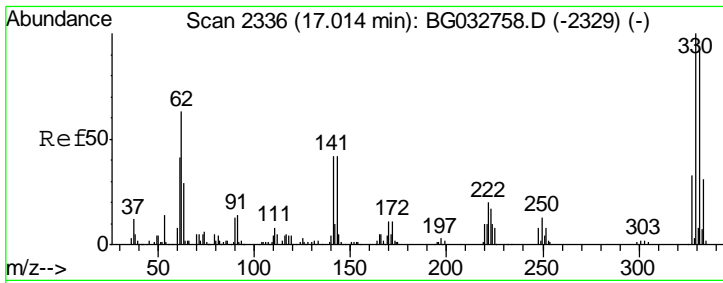
#40
 Hexachlorocyclopentadiene
 Concen: 111.033 ng
 RT: 13.73 min Scan# 1777
 Delta R.T. 0.00 min
 Lab File: BG033121.D
 Acq: 13 Mar 2018 16:26

Tgt Ion	Resp	Lower	Upper
237	185075		
235	62.7	50.4	90.4
272	13.5	0.0	31.8



Abundance Ion 236.80 (236.50 to 237.50): E
 Ion 234.90 (234.60 to 235.60): E
 Ion 271.75 (271.45 to 272.45): E

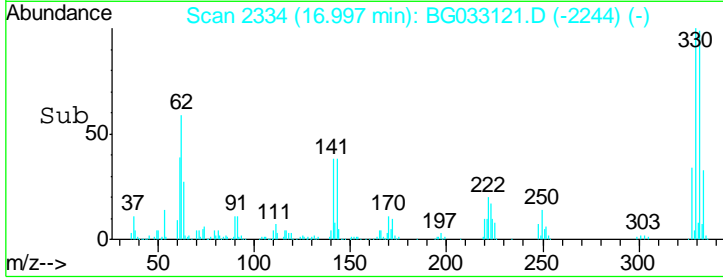
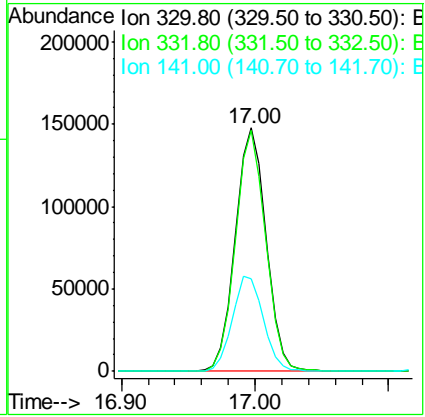
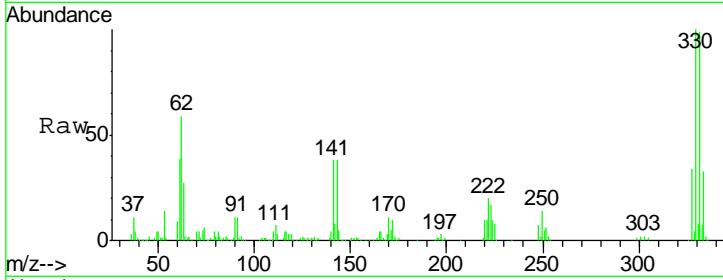




#41
 2,4,6-Tribromophenol
 Concen: 203.555 ng
 RT: 17.00 min Scan# 2334
 Delta R.T. -0.00 min
 Lab File: BG033121.D
 Acq: 13 Mar 2018 16:26

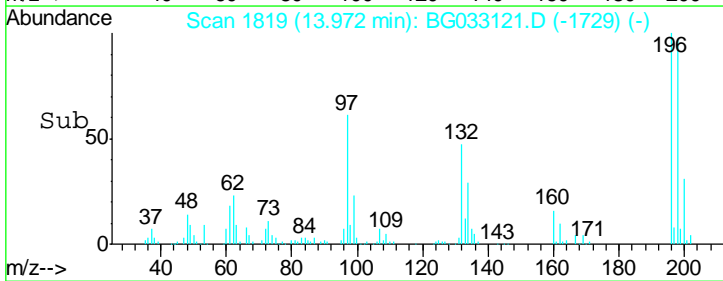
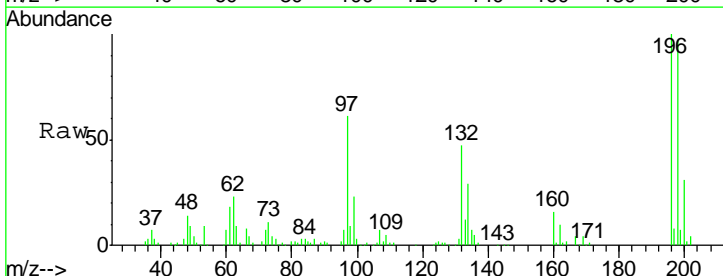
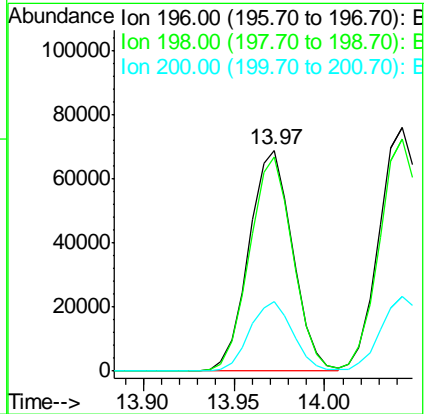
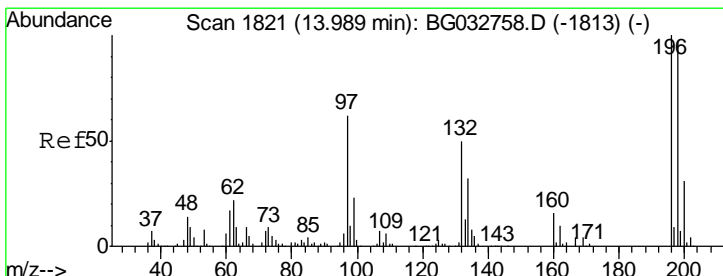
Instrument :
 BNA_G
 ClientSampled :

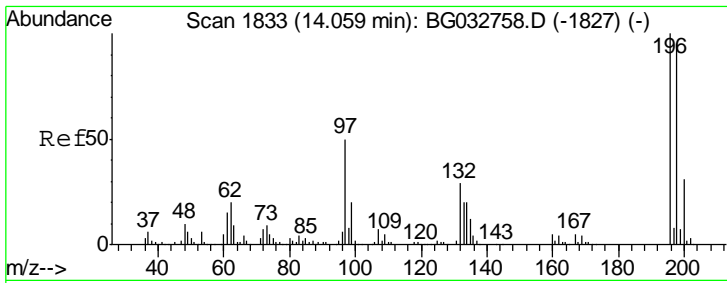
Tgt Ion	Resp	Lower	Upper
330	100		
332	97.3	77.0	115.6
141	39.5	25.2	37.8#



#42
 2,4,6-Trichlorophenol
 Concen: 55.924 ng
 RT: 13.97 min Scan# 1819
 Delta R.T. -0.00 min
 Lab File: BG033121.D
 Acq: 13 Mar 2018 16:26

Tgt Ion	Resp	Lower	Upper
196	100		
198	96.8	78.2	117.2
200	31.4	24.6	36.8

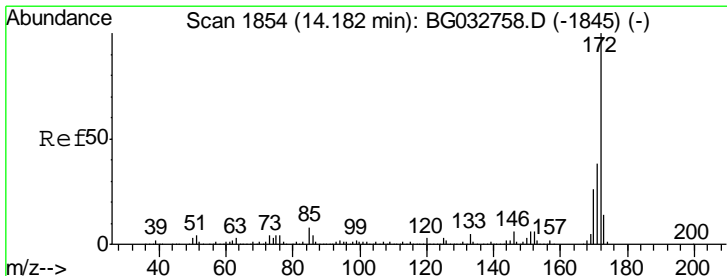
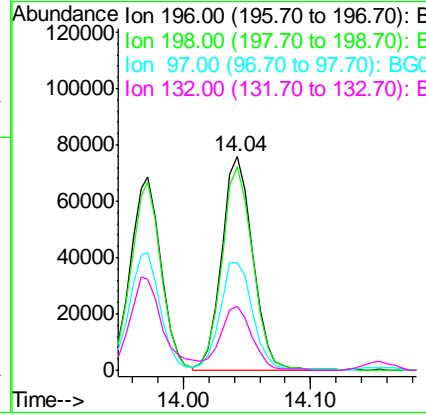
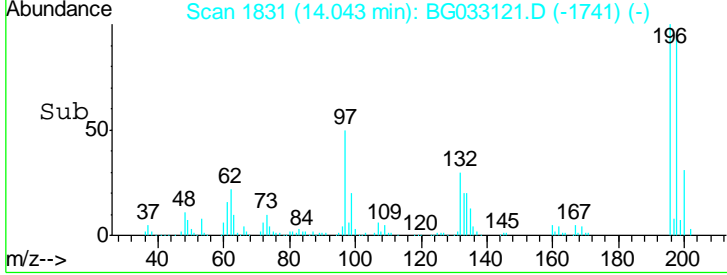
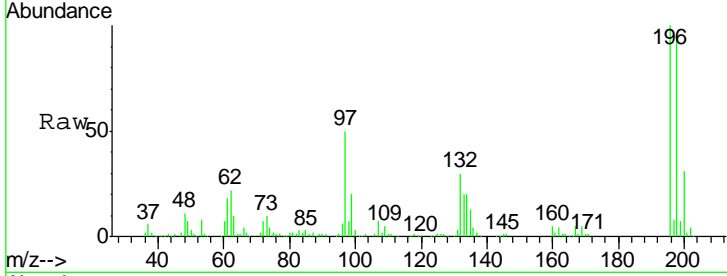




#43
 2,4,5-Trichlorophenol
 Concen: 53.825 ng
 RT: 14.04 min Scan# 1831
 Delta R.T. -0.00 min
 Lab File: BG033121.D
 Acq: 13 Mar 2018 16:26

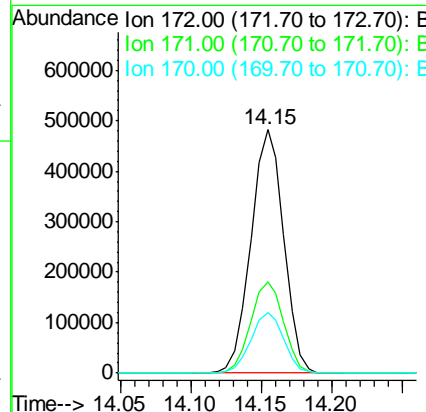
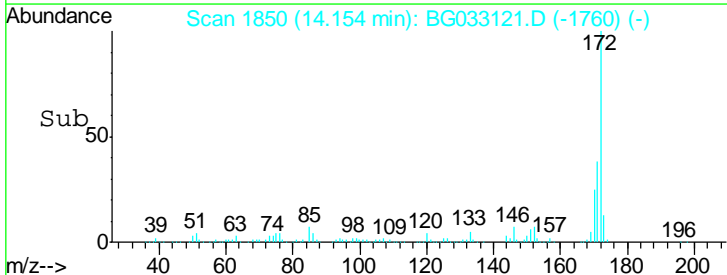
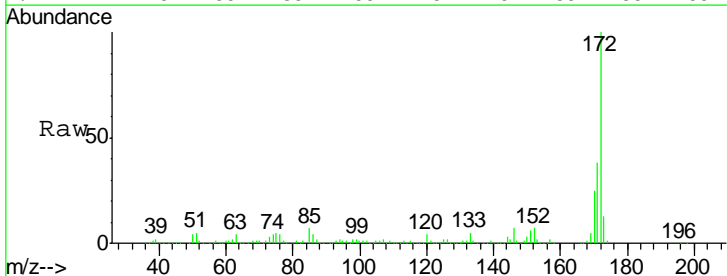
Instrument :
 BNA_G
 ClientSampled :

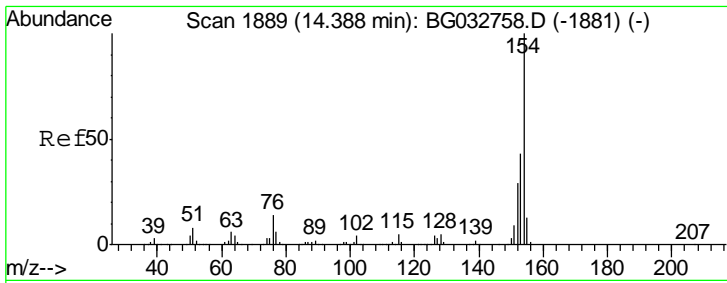
Tgt Ion	Resp	Lower	Upper
196	128492		
198	95.3	76.2	114.4
97	50.4	38.7	58.1
132	29.8	20.2	30.2



#44
 2-Fluorobiphenyl
 Concen: 102.468 ng
 RT: 14.15 min Scan# 1850
 Delta R.T. -0.00 min
 Lab File: BG033121.D
 Acq: 13 Mar 2018 16:26

Tgt Ion	Resp	Lower	Upper
172	782784		
171	37.5	30.0	45.0
170	24.7	19.5	29.3

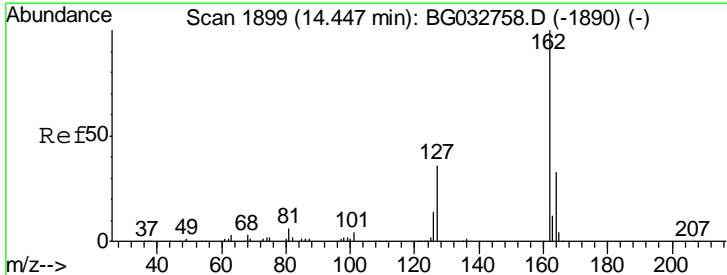
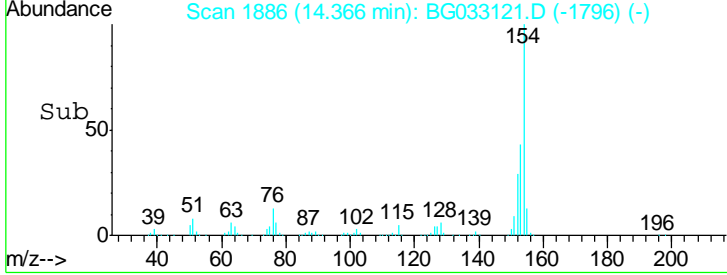
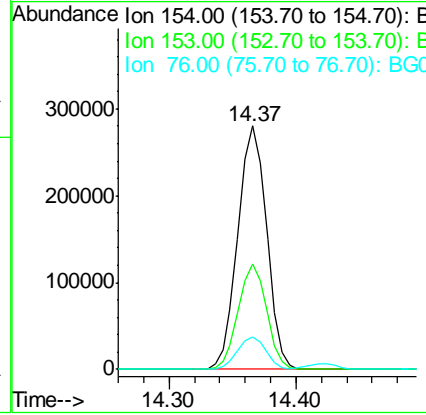
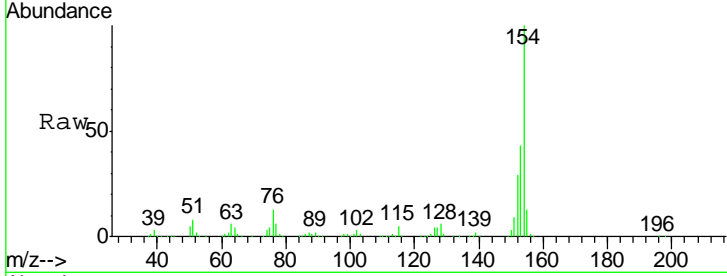




#45
 1,1'-Biphenyl
 Concen: 45.695 ng
 RT: 14.37 min Scan# 1886
 Delta R.T. -0.00 min
 Lab File: BG033121.D
 Acq: 13 Mar 2018 16:26

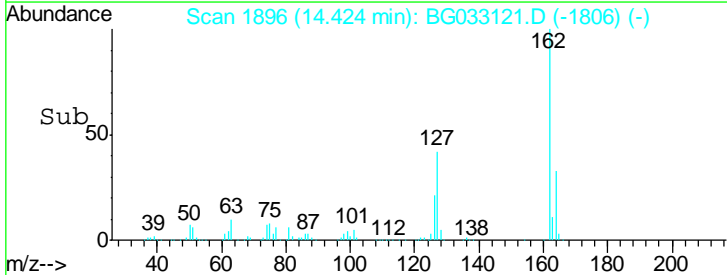
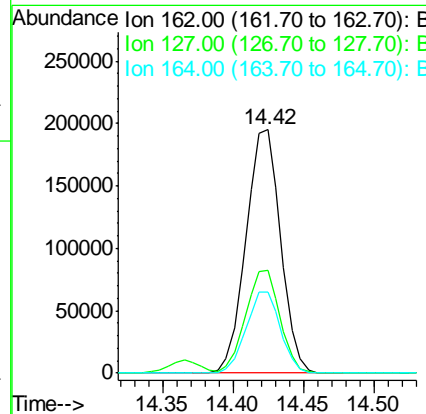
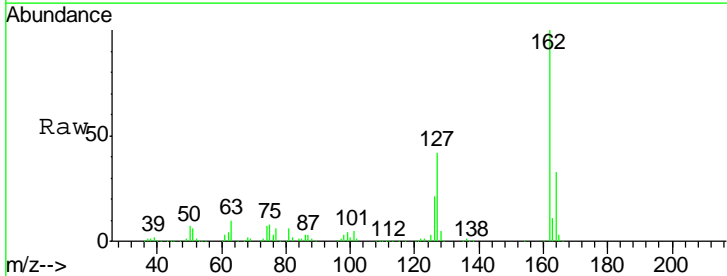
Instrument :
 BNA_G
 ClientSampled :

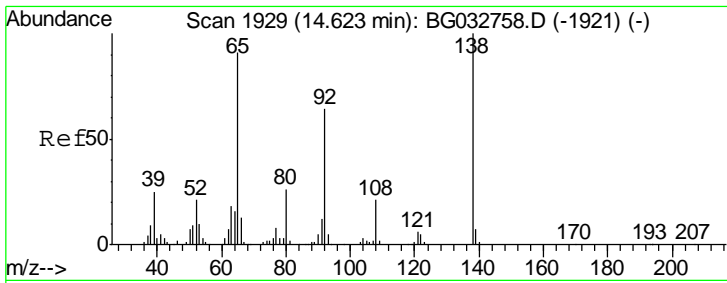
Tgt Ion	Resp	Lower	Upper
154	439945		
153	43.1	19.8	59.8
76	13.1	0.0	31.9



#46
 2-Chloronaphthalene
 Concen: 46.606 ng
 RT: 14.42 min Scan# 1896
 Delta R.T. -0.00 min
 Lab File: BG033121.D
 Acq: 13 Mar 2018 16:26

Tgt Ion	Resp	Lower	Upper
162	335191		
127	42.5	30.7	46.1
164	33.3	26.0	39.0

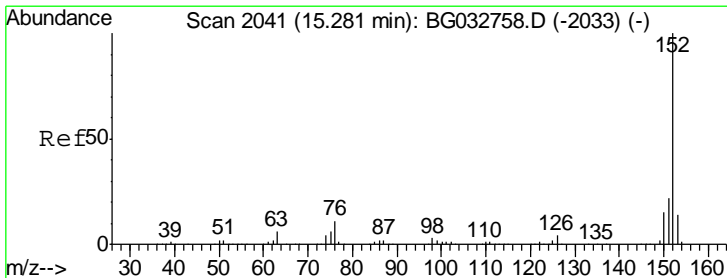
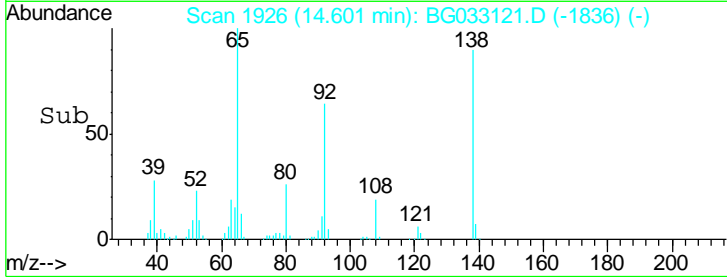
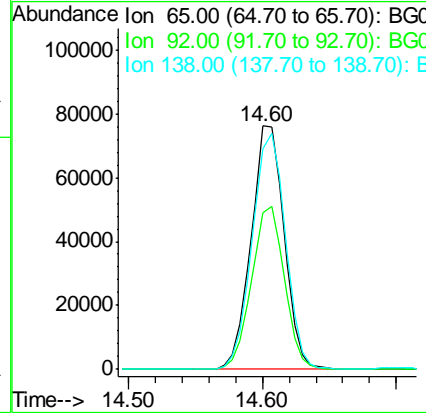
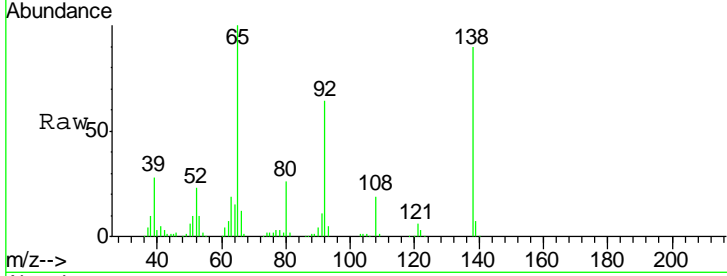




#47
 2-Nitroaniline
 Concen: 66.745 ng
 RT: 14.60 min Scan# 1926
 Delta R.T. -0.00 min
 Lab File: BG033121.D
 Acq: 13 Mar 2018 16:26

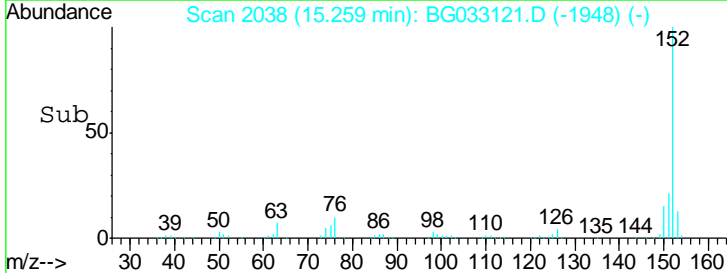
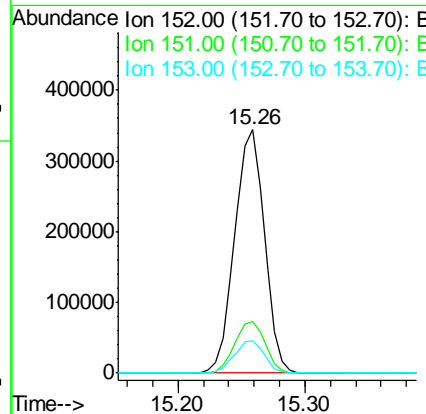
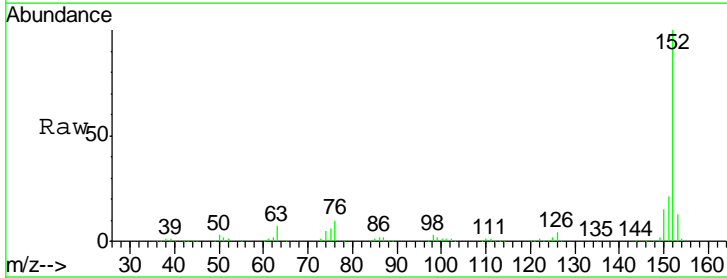
Instrument :
 BNA_G
 ClientSampled :

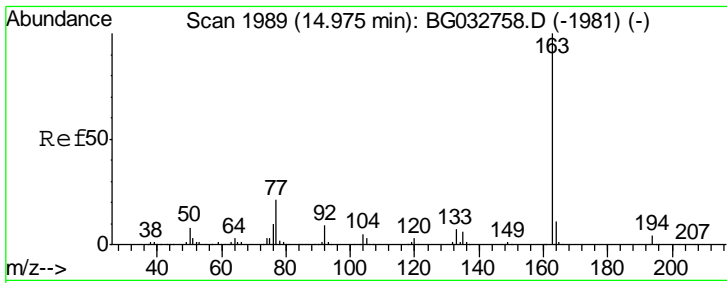
Tgt Ion	Resp	Lower	Upper
65	100		
92	64.2	54.6	82.0
138	90.5	72.9	109.3



#48
 Acenaphthylene
 Concen: 47.384 ng
 RT: 15.26 min Scan# 2038
 Delta R.T. -0.00 min
 Lab File: BG033121.D
 Acq: 13 Mar 2018 16:26

Tgt Ion	Resp	Lower	Upper
152	100		
151	21.0	17.2	25.8
153	13.3	10.2	15.4

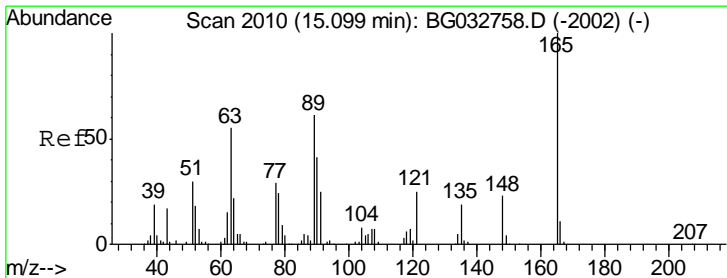
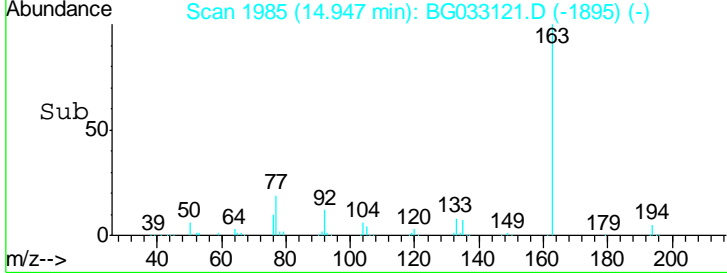
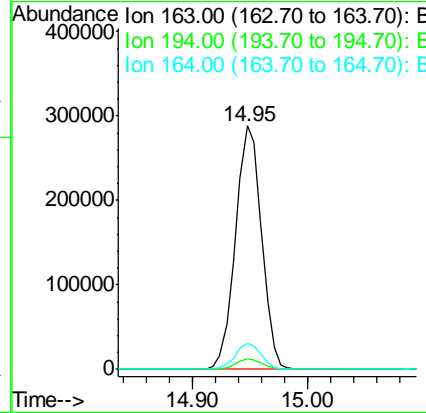
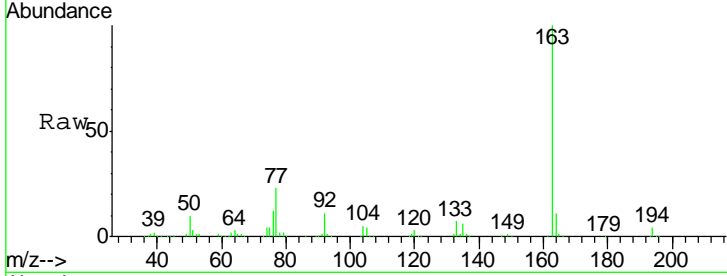




#49
 Dimethylphthalate
 Concen: 47.993 ng
 RT: 14.95 min Scan# 1985
 Delta R.T. -0.00 min
 Lab File: BG033121.D
 Acq: 13 Mar 2018 16:26

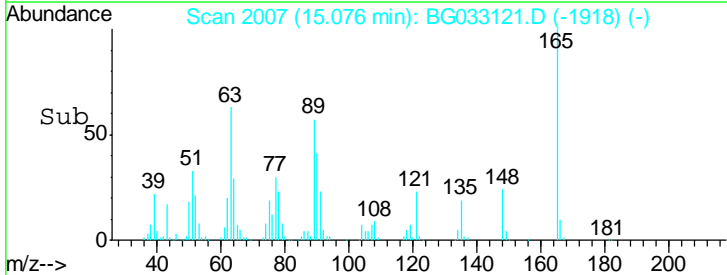
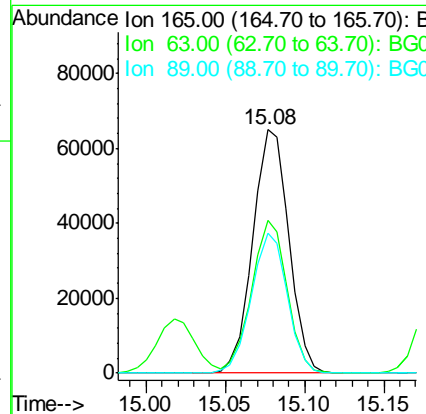
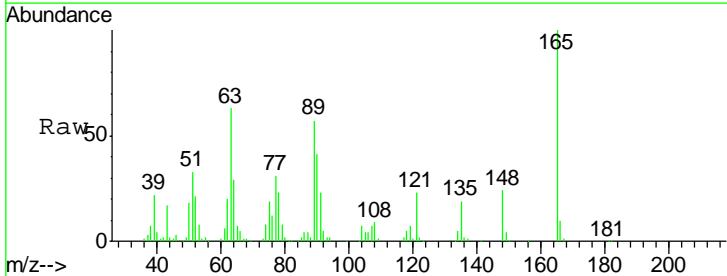
Instrument :
 BNA_G
 ClientSampled :

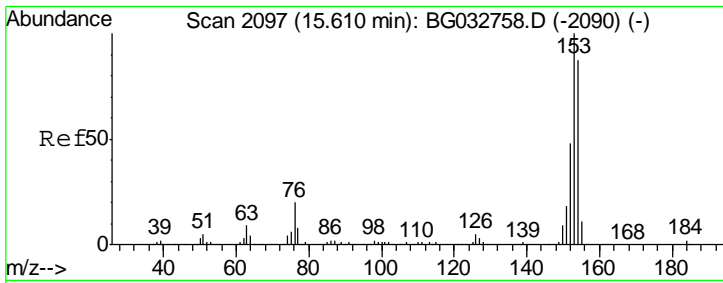
Tgt Ion	Resp	Lower	Upper
163	100		
194	4.2	3.4	5.2
164	10.6	8.2	12.4



#50
 2,6-Dinitrotoluene
 Concen: 62.873 ng
 RT: 15.08 min Scan# 2007
 Delta R.T. -0.01 min
 Lab File: BG033121.D
 Acq: 13 Mar 2018 16:26

Tgt Ion	Resp	Lower	Upper
165	100		
63	63.0	52.7	79.1
89	57.3	49.2	73.8

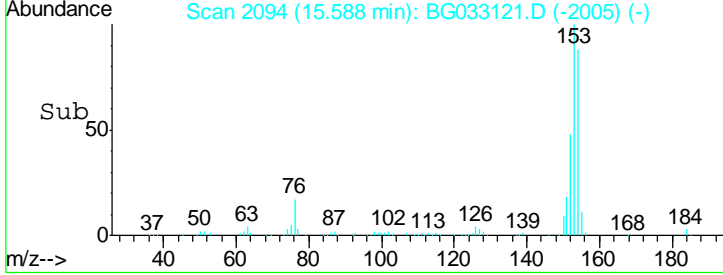
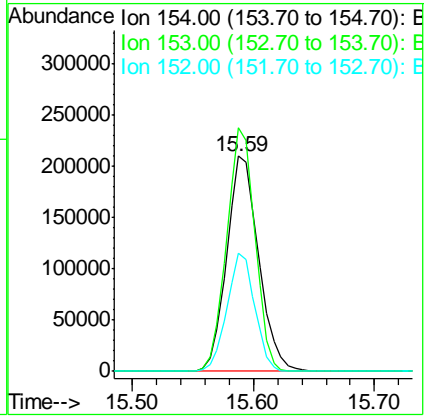
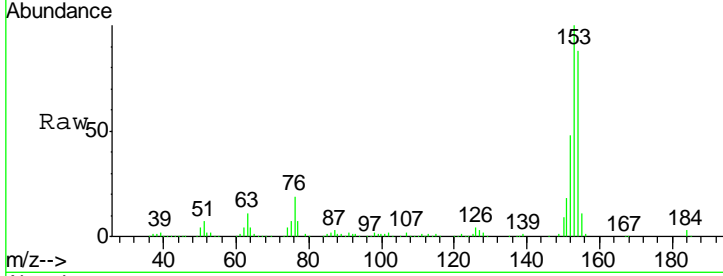




#51
 Acenaphthene
 Concen: 52.454 ng
 RT: 15.59 min Scan# 2094
 Delta R.T. -0.01 min
 Lab File: BG033121.D
 Acq: 13 Mar 2018 16:26

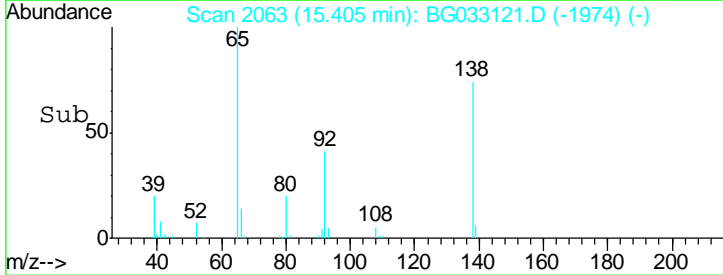
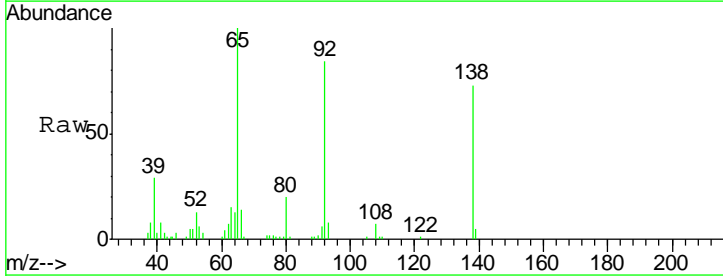
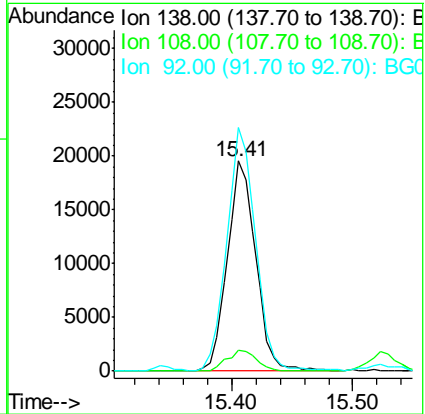
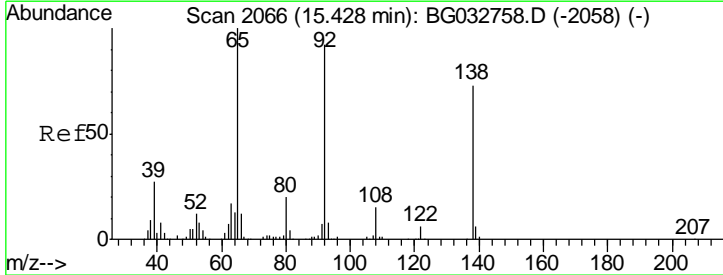
Instrument :
 BNA_G
 ClientSampled :

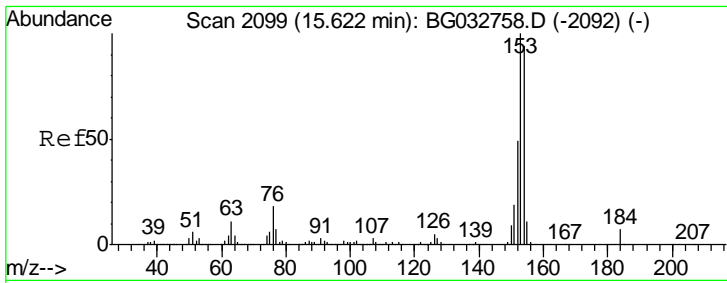
Tgt Ion	Resp	Lower	Upper
154	100		
153	113.3	90.4	135.6
152	54.8	41.6	62.4



#52
 3-Nitroaniline
 Concen: 21.644 ng
 RT: 15.41 min Scan# 2063
 Delta R.T. -0.01 min
 Lab File: BG033121.D
 Acq: 13 Mar 2018 16:26

Tgt Ion	Resp	Lower	Upper
138	100		
108	10.0	17.5	26.3#
92	116.0	105.8	158.8

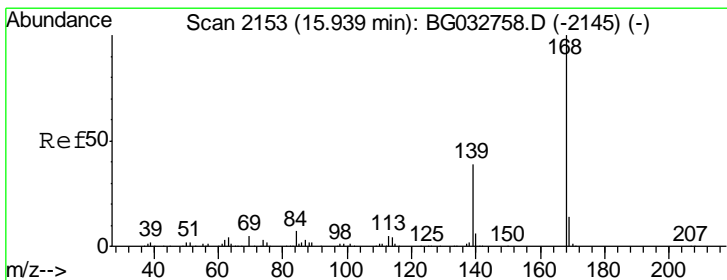
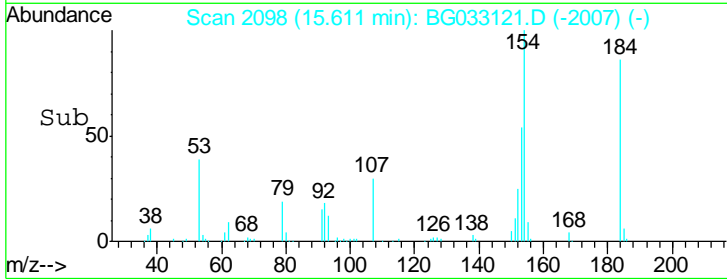
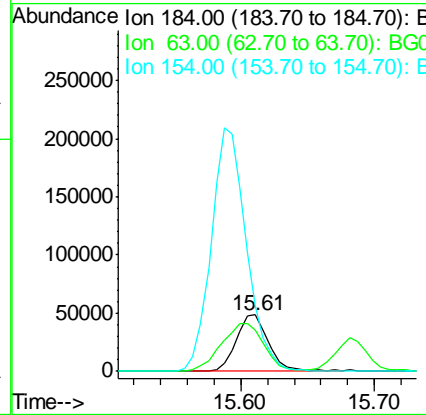
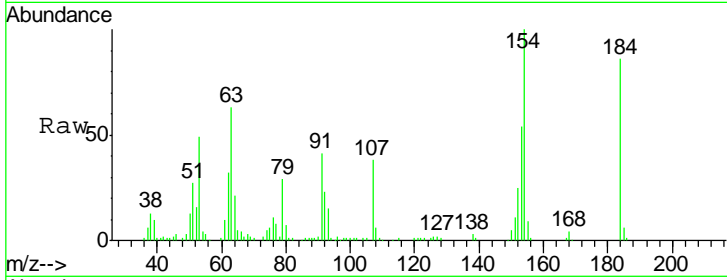




#53
 2,4-Dinitrophenol
 Concen: 133.084 ng
 RT: 15.61 min Scan# 2098
 Delta R.T. 0.00 min
 Lab File: BG033121.D
 Acq: 13 Mar 2018 16:26

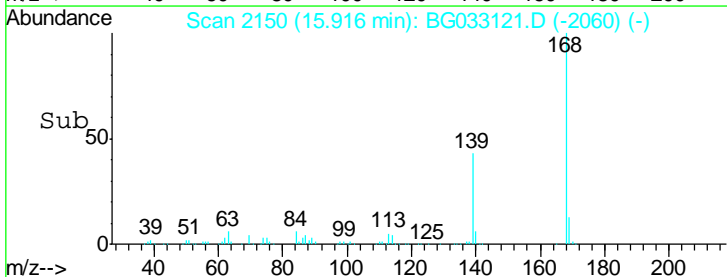
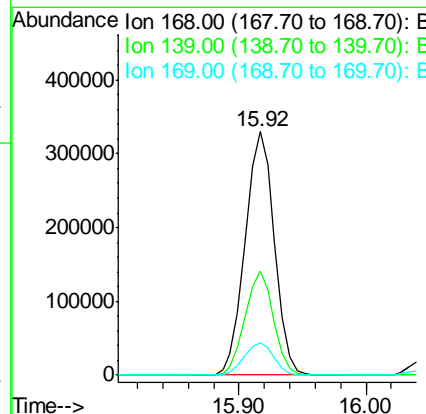
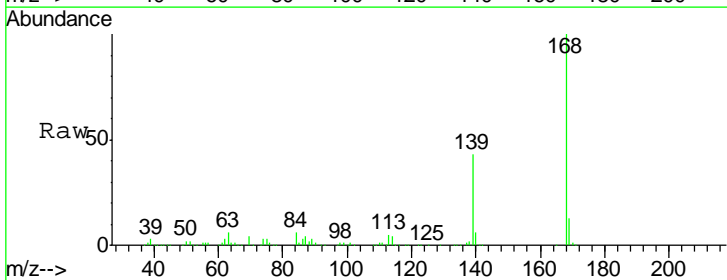
Instrument :
 BNA_G
 ClientSampled :

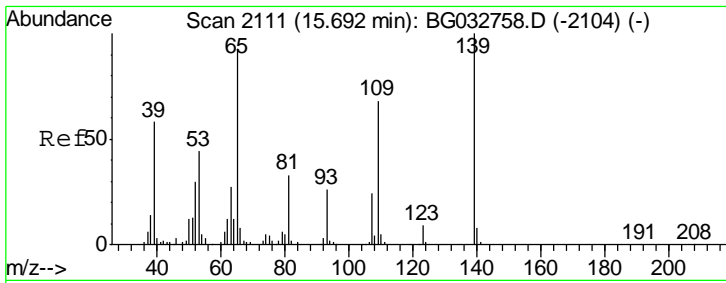
Tgt Ion	Resp	Lower	Upper
184	100		
63	72.4	59.8	89.8
154	115.6	101.8	152.8



#54
 Dibenzofuran
 Concen: 50.301 ng
 RT: 15.92 min Scan# 2150
 Delta R.T. -0.00 min
 Lab File: BG033121.D
 Acq: 13 Mar 2018 16:26

Tgt Ion	Resp	Lower	Upper
168	100		
139	42.7	28.6	43.0
169	13.3	11.2	16.8

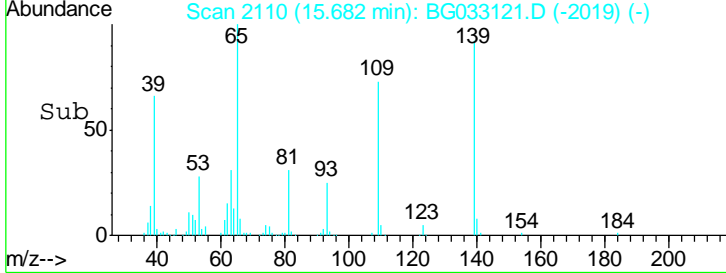
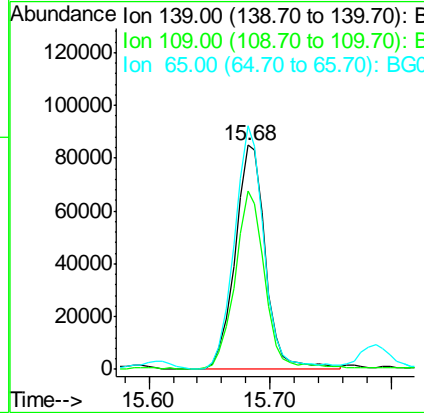
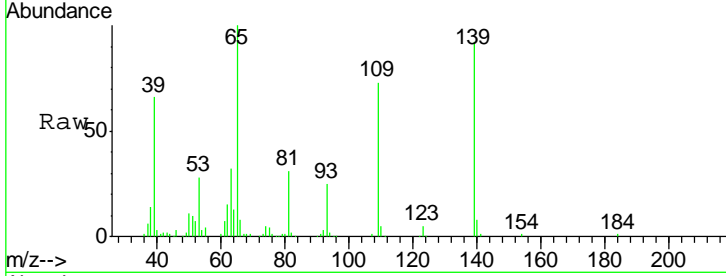




#55
 4-Nitrophenol
 Concen: 95.628 ng
 RT: 15.68 min Scan# 2110
 Delta R.T. 0.00 min
 Lab File: BG033121.D
 Acq: 13 Mar 2018 16:26

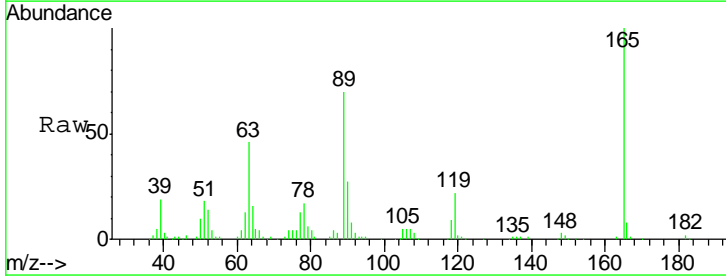
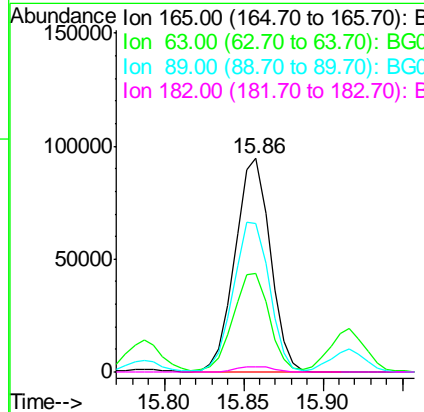
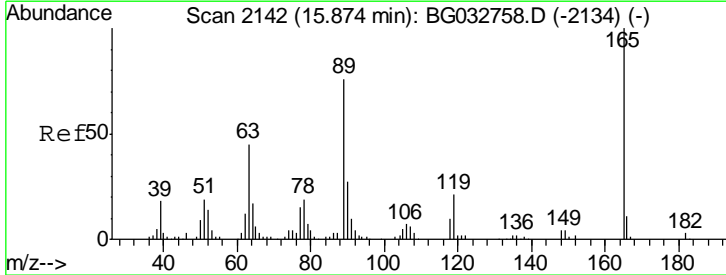
Instrument :
 BNA_G
 ClientSampled :

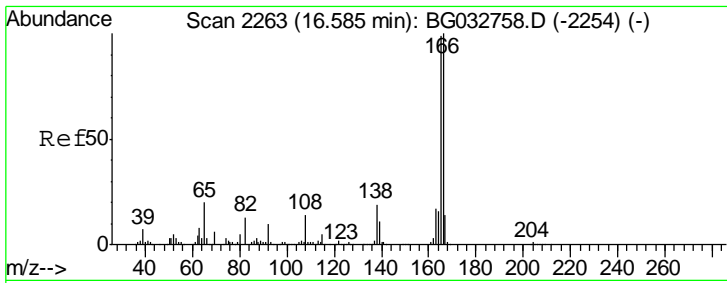
Tgt Ion	Resp	Lower	Upper
139	148823		
109	79.9	62.2	102.2
65	108.8	97.2	137.2



#56
 2,4-Dinitrotoluene
 Concen: 70.926 ng
 RT: 15.86 min Scan# 2140
 Delta R.T. -0.00 min
 Lab File: BG033121.D
 Acq: 13 Mar 2018 16:26

Tgt Ion	Resp	Lower	Upper
165	145620		
63	46.3	42.0	63.0
89	69.7	66.9	100.3
182	2.4	2.6	3.8#

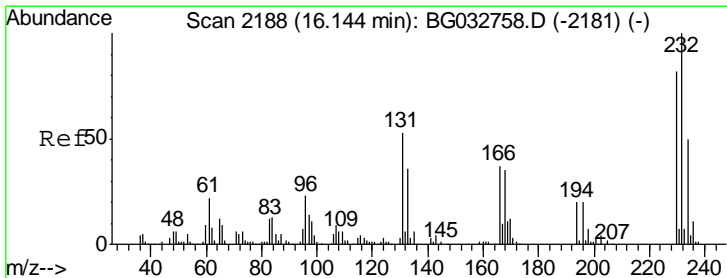
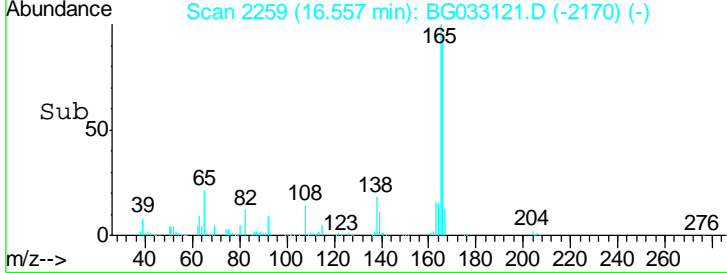
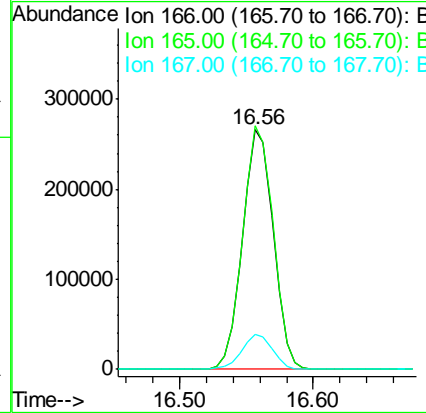
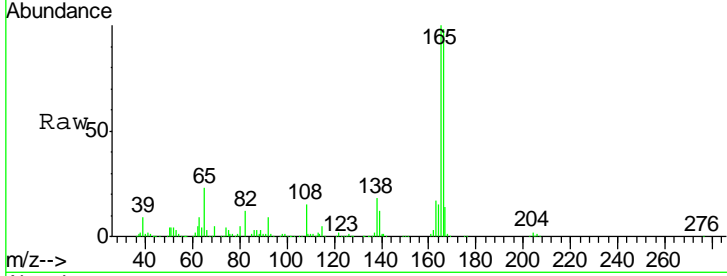




#57
 Fluorene
 Concen: 49.057 ng
 RT: 16.56 min Scan# 2259
 Delta R.T. -0.01 min
 Lab File: BG033121.D
 Acq: 13 Mar 2018 16:26

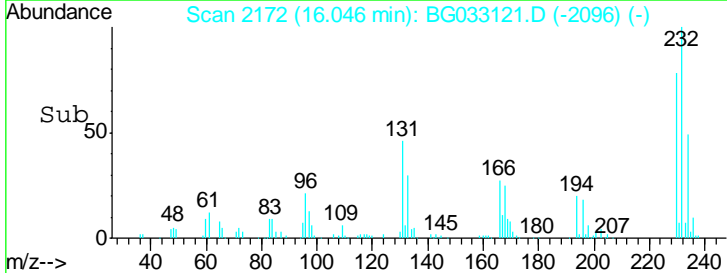
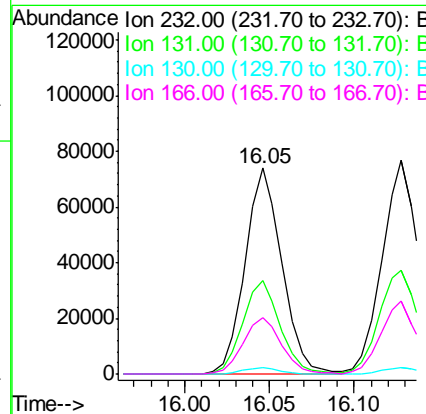
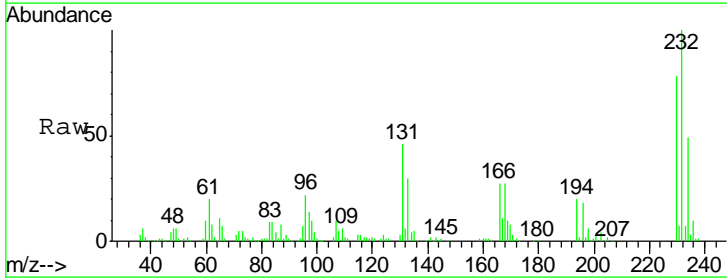
Instrument :
 BNA_G
 ClientSampled :

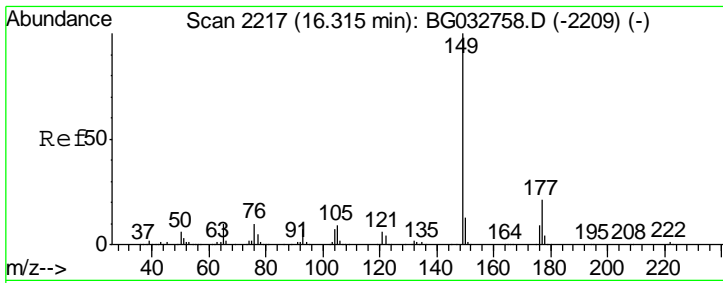
Tgt Ion	Resp	Lower	Upper
166	422782		
165	101.7	80.6	121.0
167	14.6	10.4	15.6



#58
 2,3,4,6-Tetrachlorophenol
 Concen: 60.561 ng
 RT: 16.05 min Scan# 2172
 Delta R.T. -0.08 min
 Lab File: BG033121.D
 Acq: 13 Mar 2018 16:26

Tgt Ion	Resp	Lower	Upper
232	112246		
231	45.8	33.5	50.3
130	3.1	2.2	3.2
166	28.4	24.8	37.2

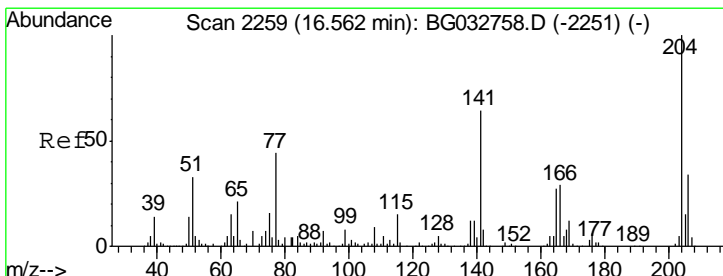
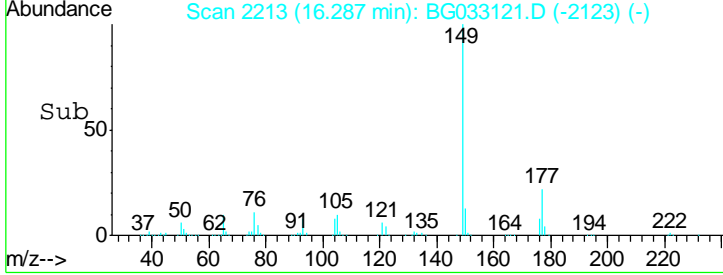
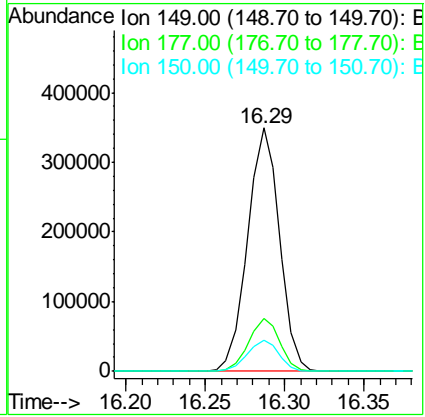
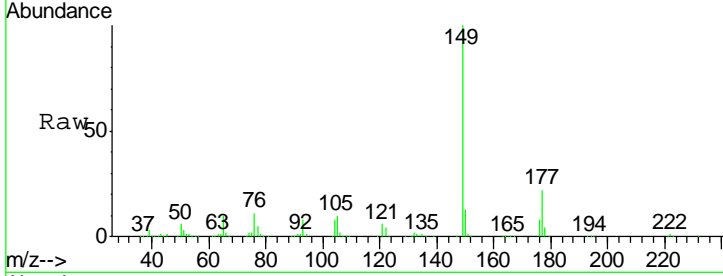




#59
 Diethylphthalate
 Concen: 49.503 ng
 RT: 16.29 min Scan# 2213
 Delta R.T. -0.00 min
 Lab File: BG033121.D
 Acq: 13 Mar 2018 16:26

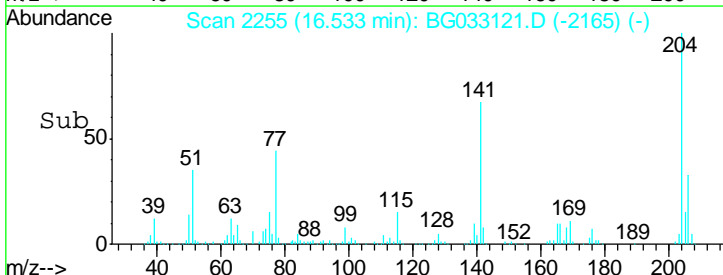
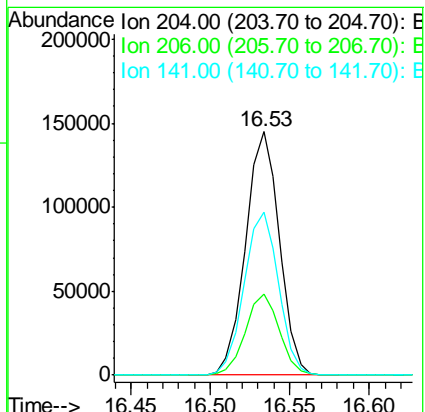
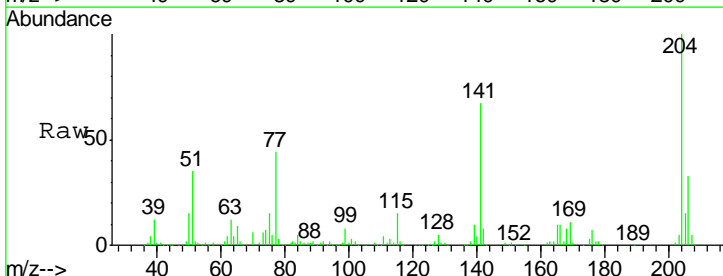
Instrument :
 BNA_G
 ClientSampled :

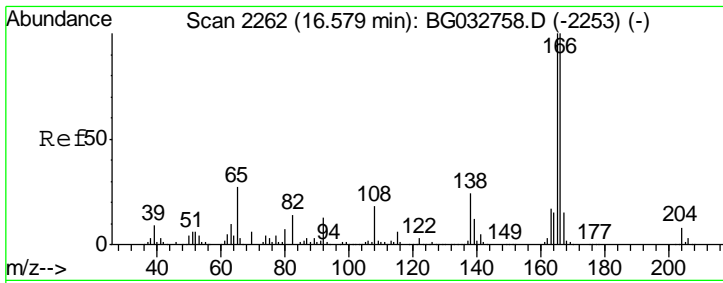
Tgt Ion	Resp	Lower	Upper
149	488456		
177	21.6	18.5	27.7
150	12.7	10.2	15.2



#60
 4-Chlorophenyl-phenylether
 Concen: 50.993 ng
 RT: 16.53 min Scan# 2255
 Delta R.T. -0.00 min
 Lab File: BG033121.D
 Acq: 13 Mar 2018 16:26

Tgt Ion	Resp	Lower	Upper
204	214980		
206	33.3	26.2	39.2
141	66.8	45.8	68.6

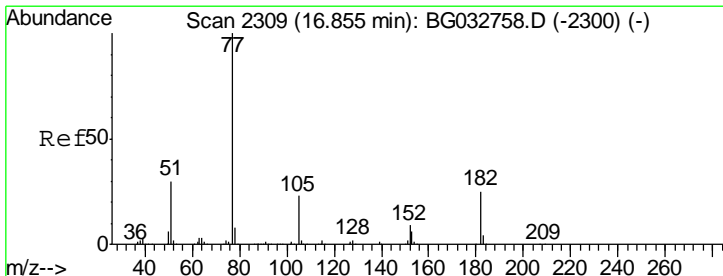
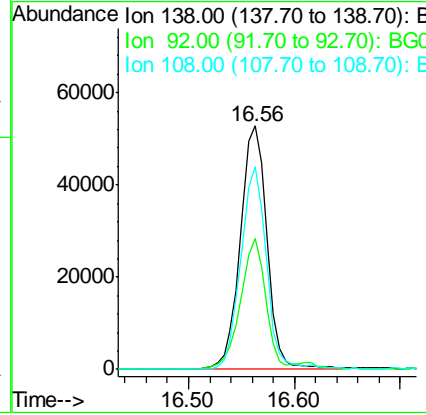
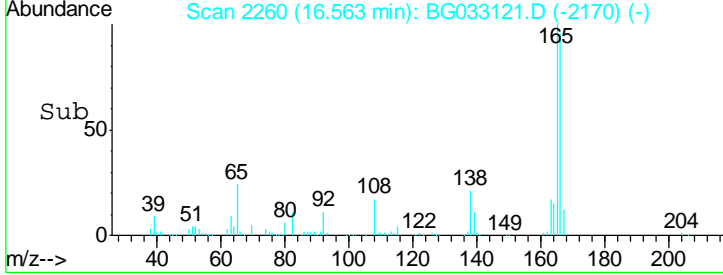
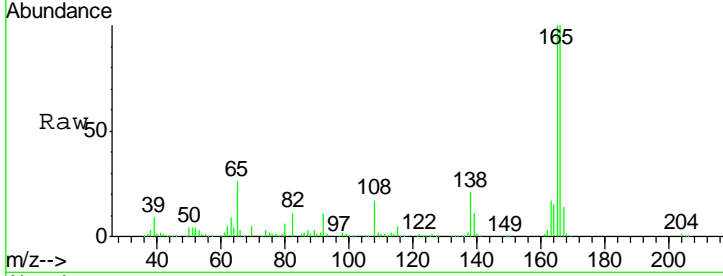




#61
 4-Nitroaniline
 Concen: 45.859 ng
 RT: 16.56 min Scan# 2260
 Delta R.T. -0.00 min
 Lab File: BG033121.D
 Acq: 13 Mar 2018 16:26

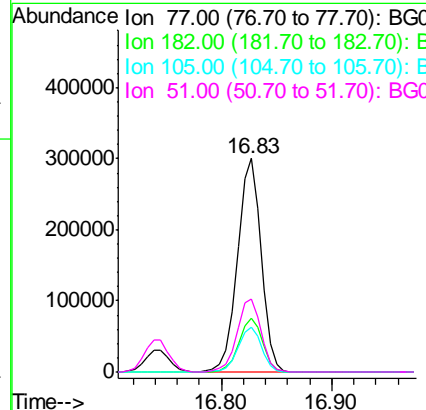
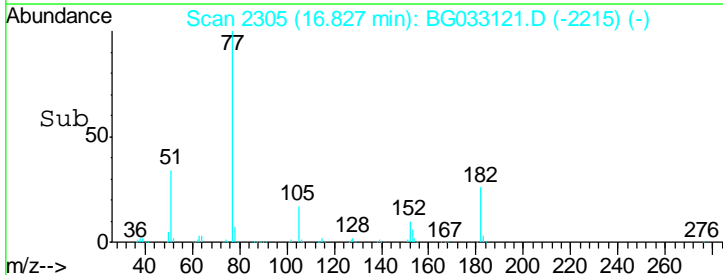
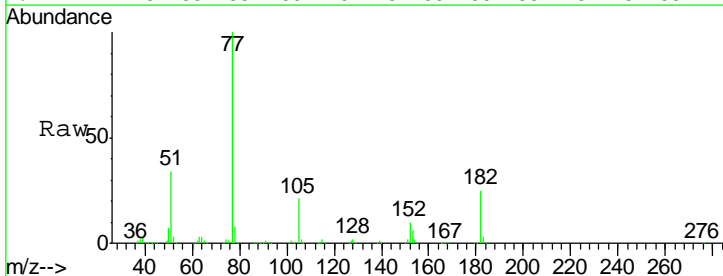
Instrument :
 BNA_G
 ClientSampled :

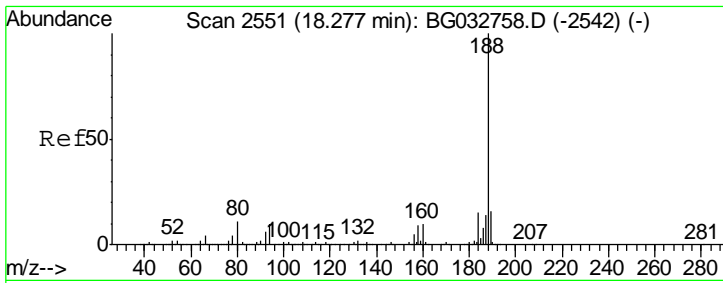
Tgt Ion	Resp	Lower	Upper
138	100		
92	53.7	40.1	80.1
108	83.4	65.4	105.4



#62
 Azobenzene
 Concen: 51.314 ng
 RT: 16.83 min Scan# 2305
 Delta R.T. -0.00 min
 Lab File: BG033121.D
 Acq: 13 Mar 2018 16:26

Tgt Ion	Resp	Lower	Upper
77	100		
182	25.4	7.4	47.4
105	21.1	0.3	40.3
51	34.4	11.6	51.6

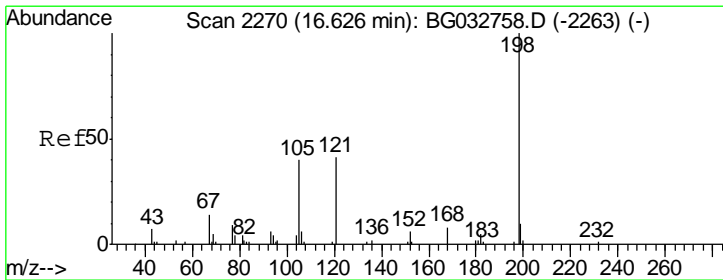
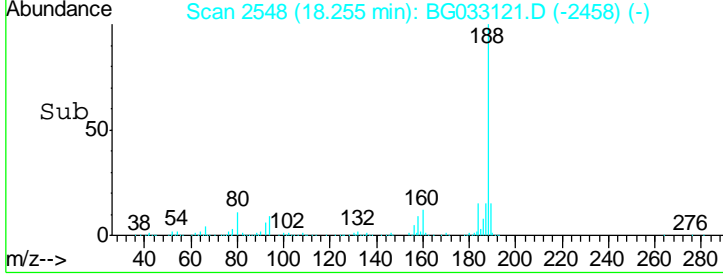
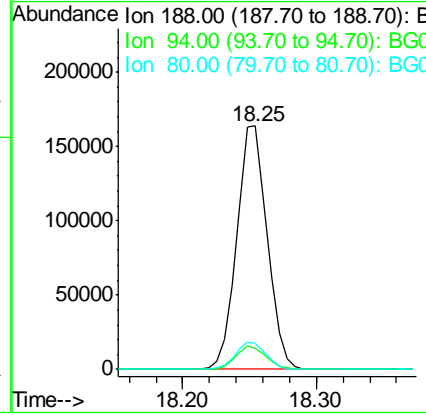
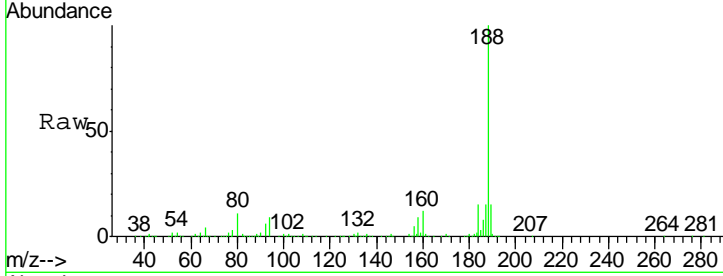




#63
 Phenanthrene-d10
 Concen: 20.000 ng
 RT: 18.25 min Scan# 2548
 Delta R.T. -0.00 min
 Lab File: BG033121.D
 Acq: 13 Mar 2018 16:26

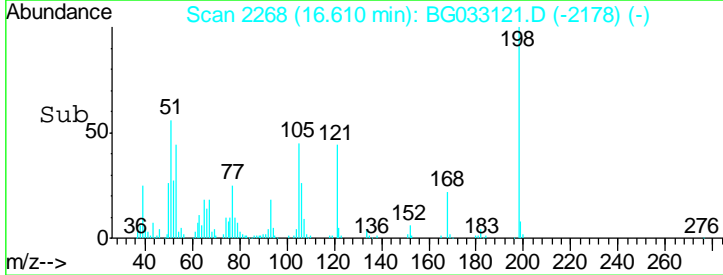
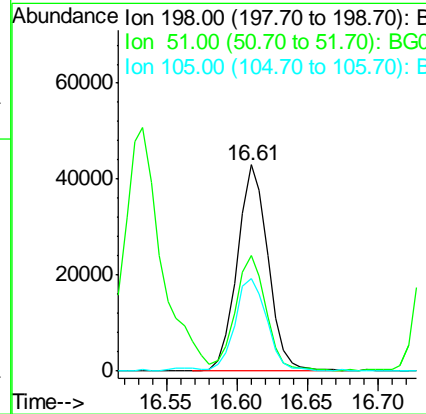
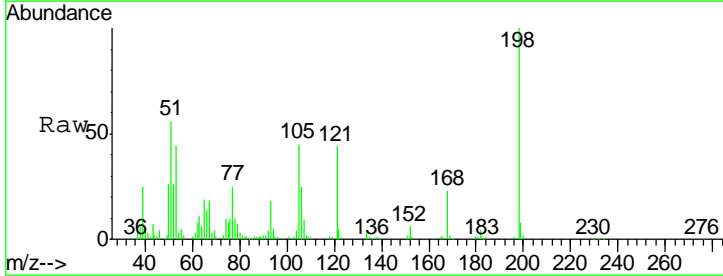
Instrument :
 BNA_G
 ClientSampled :

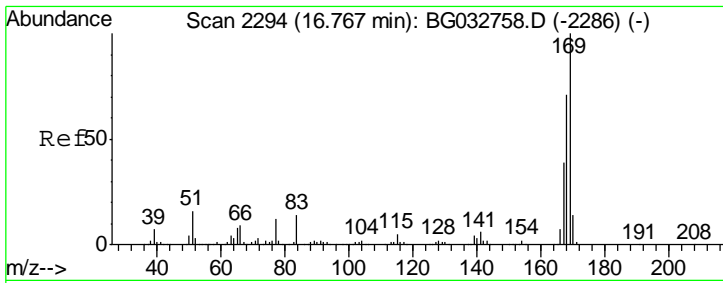
Tgt Ion	Resp	Lower	Upper
188	100		
94	8.8	6.9	10.3
80	10.7	7.7	11.5



#64
 4,6-Dinitro-2-methylphenol
 Concen: 72.135 ng
 RT: 16.61 min Scan# 2268
 Delta R.T. -0.00 min
 Lab File: BG033121.D
 Acq: 13 Mar 2018 16:26

Tgt Ion	Resp	Lower	Upper
198	100		
51	56.0	30.6	70.6
105	44.6	23.8	63.8

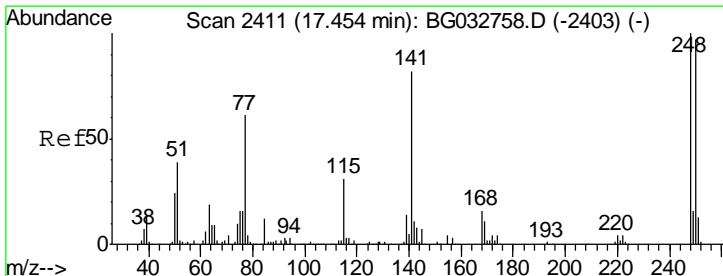
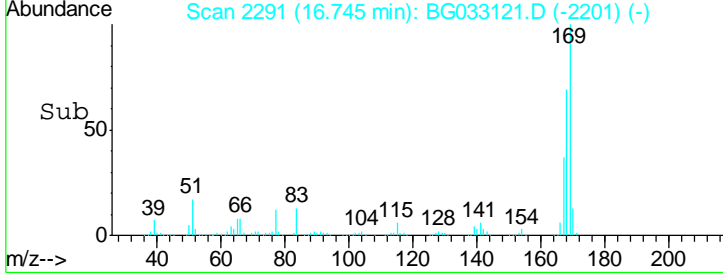
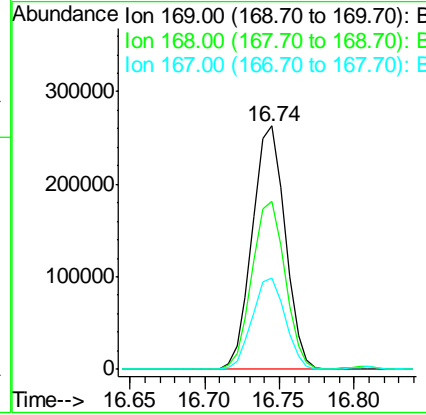
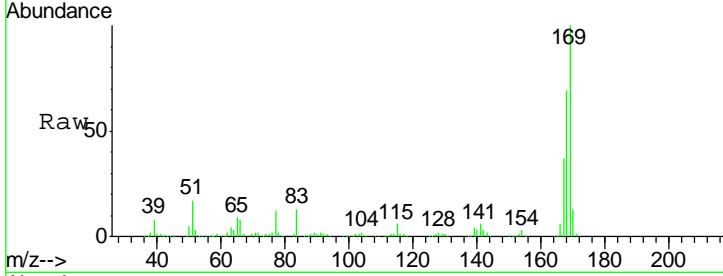




#65
 n-Nitrosodiphenylamine
 Concen: 47.319 ng
 RT: 16.74 min Scan# 2291
 Delta R.T. -0.00 min
 Lab File: BG033121.D
 Acq: 13 Mar 2018 16:26

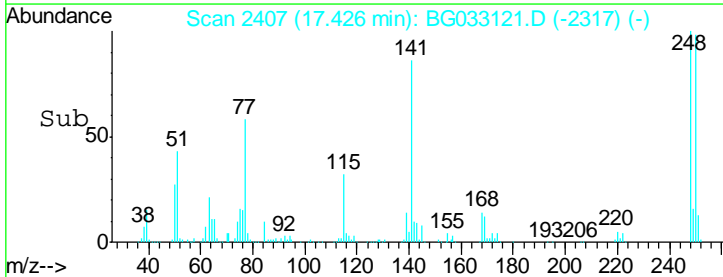
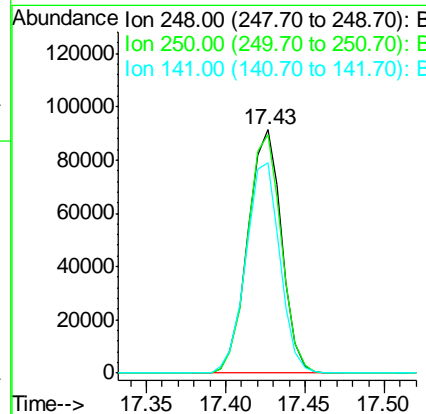
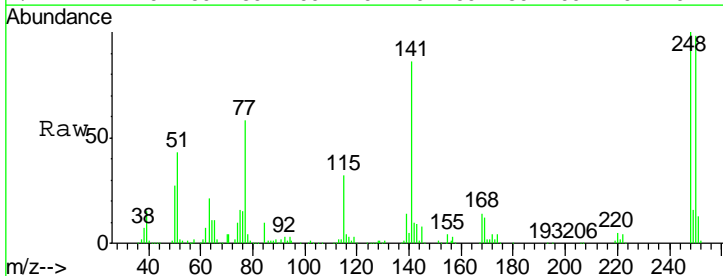
Instrument :
 BNA_G
 ClientSampled :

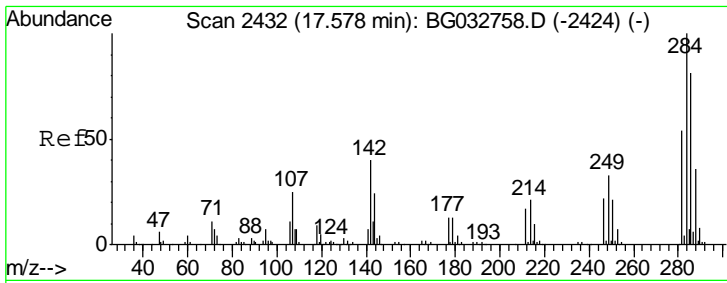
Tgt Ion	Resp	Lower	Upper
169	399402		
168	68.8	55.7	83.5
167	37.5	30.1	45.1



#66
 4-Bromophenyl-phenylether
 Concen: 49.165 ng
 RT: 17.43 min Scan# 2407
 Delta R.T. -0.00 min
 Lab File: BG033121.D
 Acq: 13 Mar 2018 16:26

Tgt Ion	Resp	Lower	Upper
248	134885		
250	98.2	77.1	115.7
141	86.4	50.8	76.2#

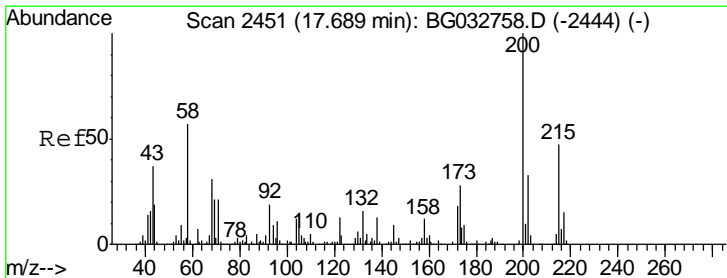
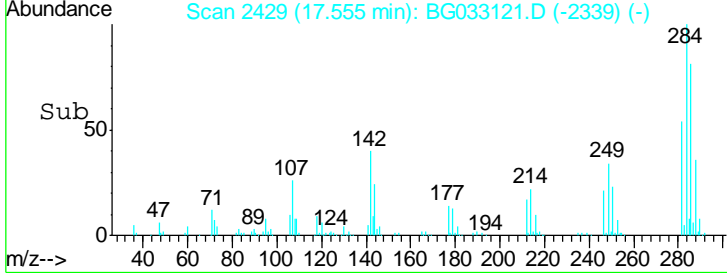
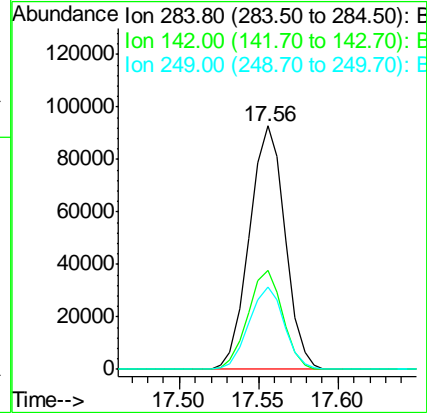
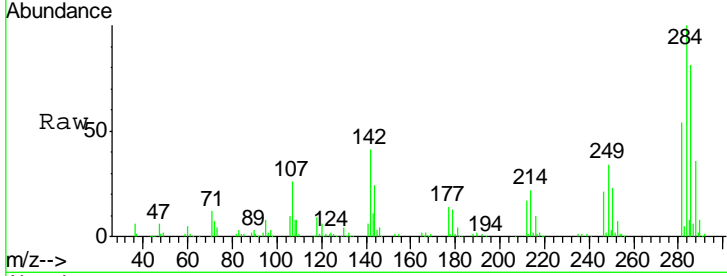




#67
Hexachlorobenzene
Concen: 48.770 ng
RT: 17.56 min Scan# 2429
Delta R.T. -0.00 min
Lab File: BG033121.D
Acq: 13 Mar 2018 16:26

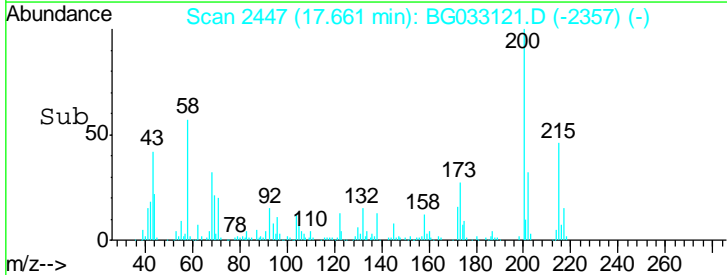
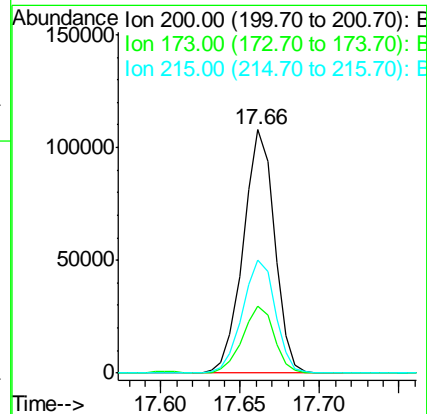
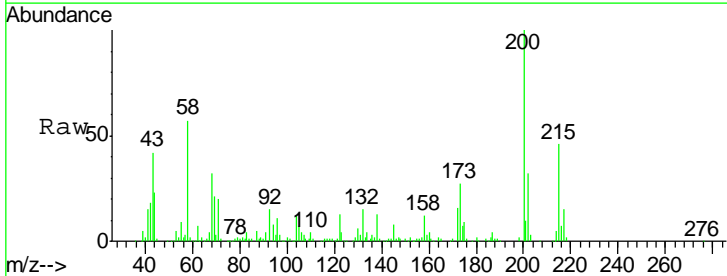
Instrument :
BNA_G
ClientSampled :

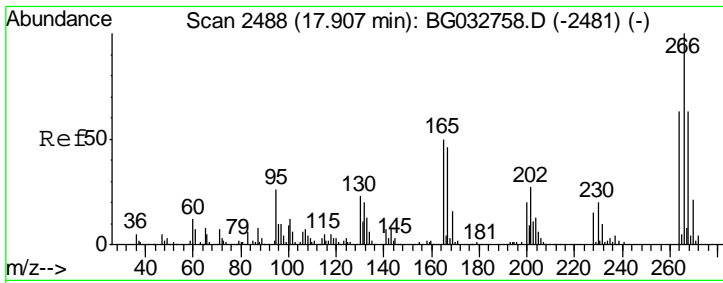
Tgt Ion	Resp	Lower	Upper
284	144593		
142	40.5	26.8	40.2#
249	33.7	26.3	39.5



#68
Atrazine
Concen: 53.242 ng
RT: 17.66 min Scan# 2447
Delta R.T. -0.00 min
Lab File: BG033121.D
Acq: 13 Mar 2018 16:26

Tgt Ion	Resp	Lower	Upper
200	147924		
173	27.4	5.2	45.2
215	46.3	30.4	70.4

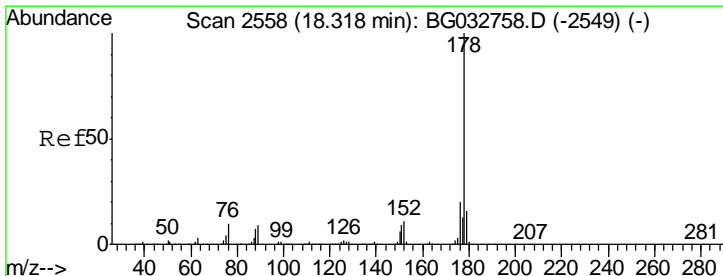
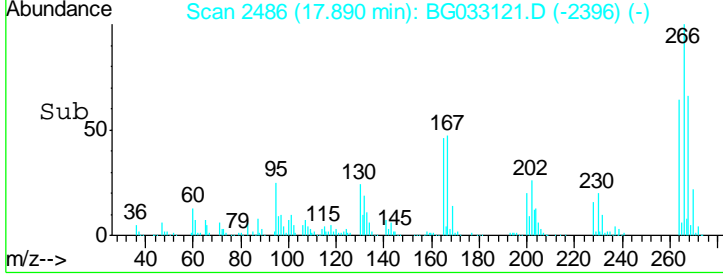
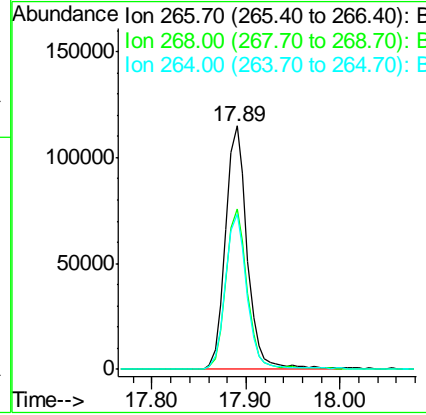
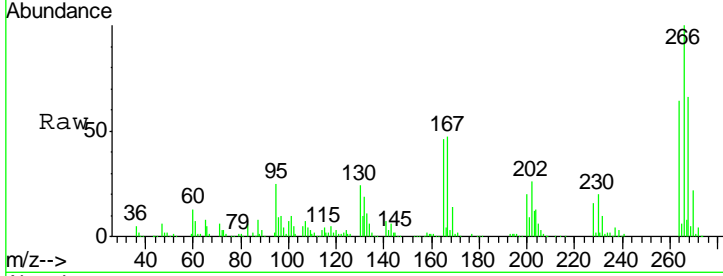




#69
 Pentachlorophenol
 Concen: 100.045 ng
 RT: 17.89 min Scan# 2486
 Delta R.T. -0.00 min
 Lab File: BG033121.D
 Acq: 13 Mar 2018 16:26

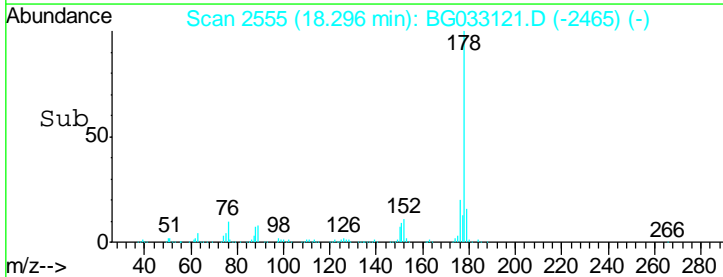
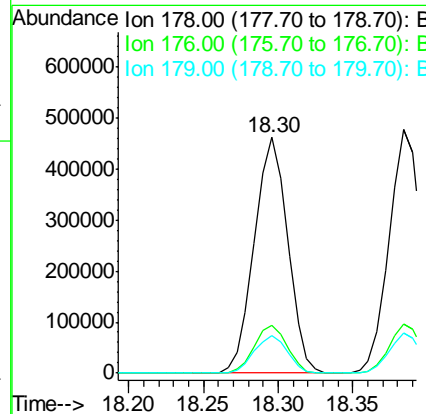
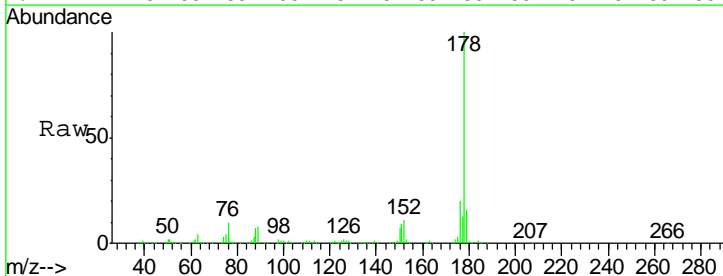
Instrument :
 BNA_G
 ClientSampled :

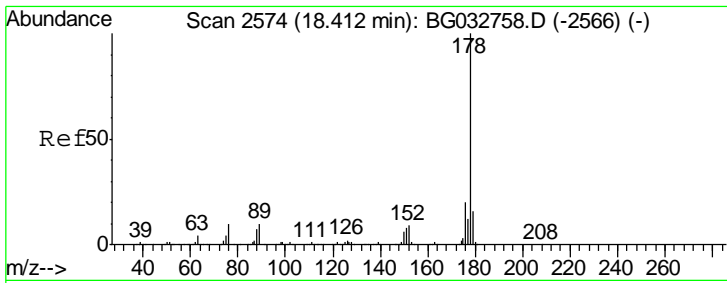
Tgt Ion	Resp	Lower	Upper
266	186831		
268	65.9	51.1	76.7
264	63.8	49.6	74.4



#70
 Phenanthrene
 Concen: 49.411 ng
 RT: 18.30 min Scan# 2555
 Delta R.T. -0.00 min
 Lab File: BG033121.D
 Acq: 13 Mar 2018 16:26

Tgt Ion	Resp	Lower	Upper
178	715231		
176	20.4	15.7	23.5
179	16.0	12.5	18.7

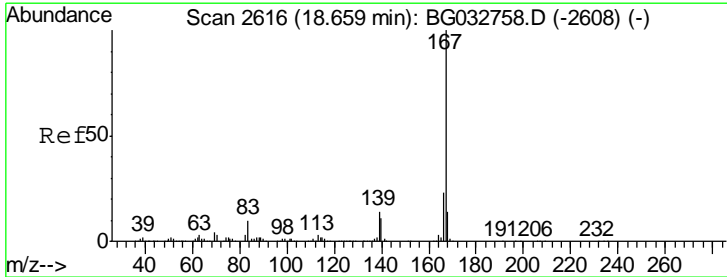
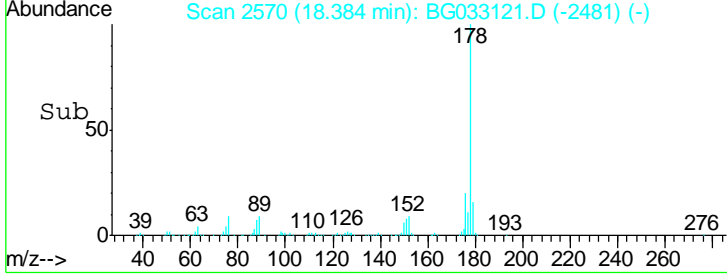
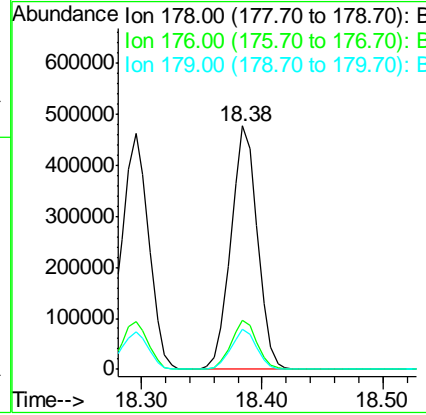
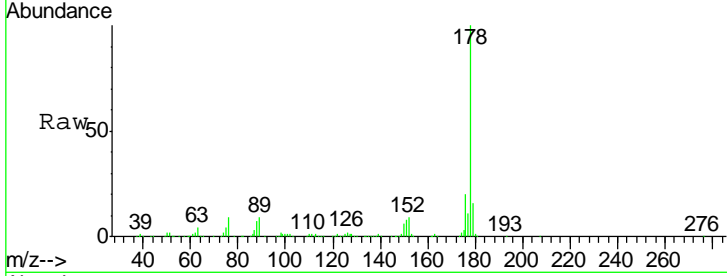




#71
 Anthracene
 Concen: 49.877 ng
 RT: 18.38 min Scan# 2570
 Delta R.T. -0.01 min
 Lab File: BG033121.D
 Acq: 13 Mar 2018 16:26

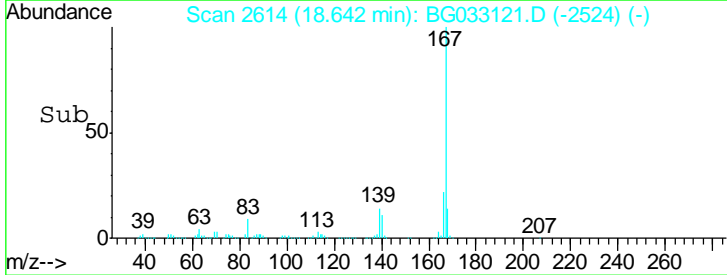
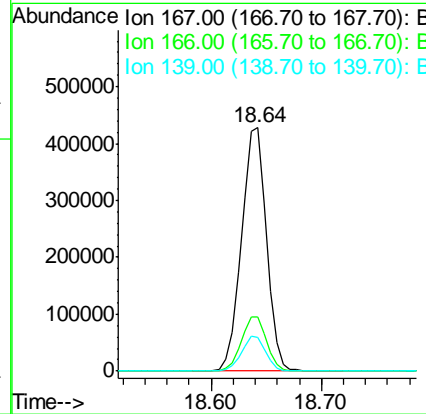
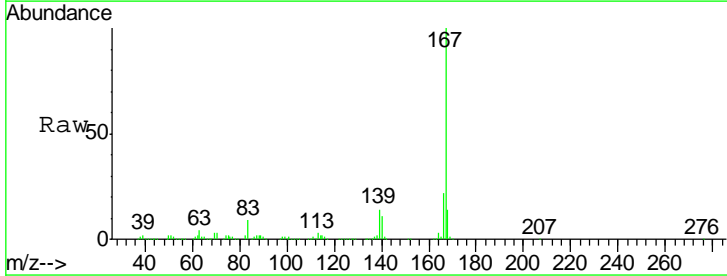
Instrument :
 BNA_G
 ClientSampled :

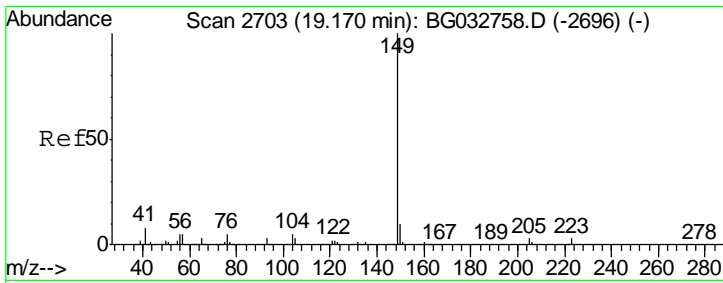
Tgt Ion	Resp	Lower	Upper
178	724827		
176	20.1	16.0	24.0
179	16.5	12.5	18.7



#72
 Carbazole
 Concen: 47.578 ng
 RT: 18.64 min Scan# 2614
 Delta R.T. -0.00 min
 Lab File: BG033121.D
 Acq: 13 Mar 2018 16:26

Tgt Ion	Resp	Lower	Upper
167	681508		
166	22.4	18.2	27.4
139	13.7	9.4	14.2

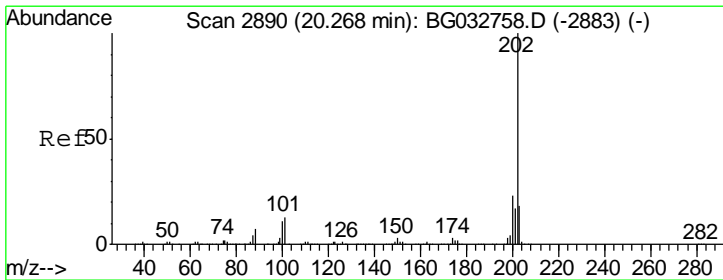
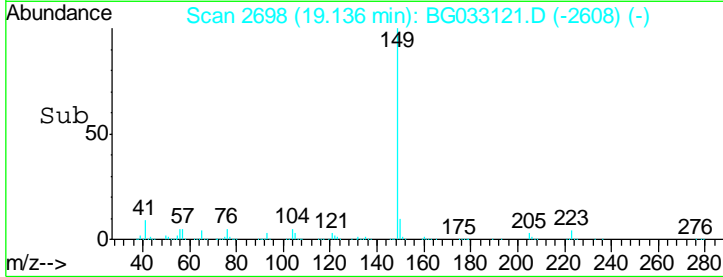
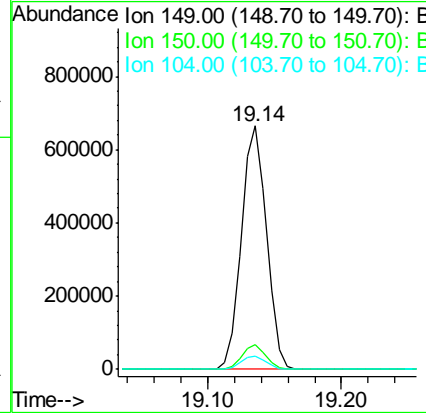
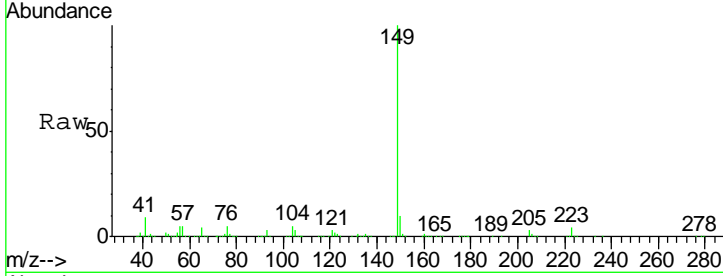




#73
 Di-n-butylphthalate
 Concen: 49.180 ng
 RT: 19.14 min Scan# 2698
 Delta R.T. -0.00 min
 Lab File: BG033121.D
 Acq: 13 Mar 2018 16:26


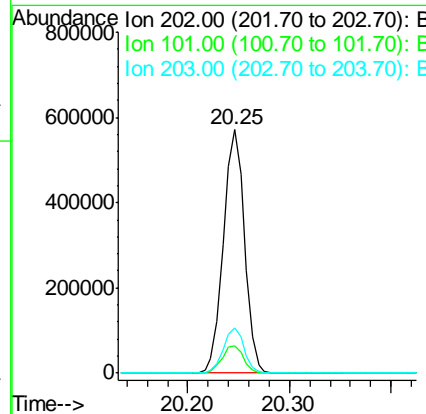
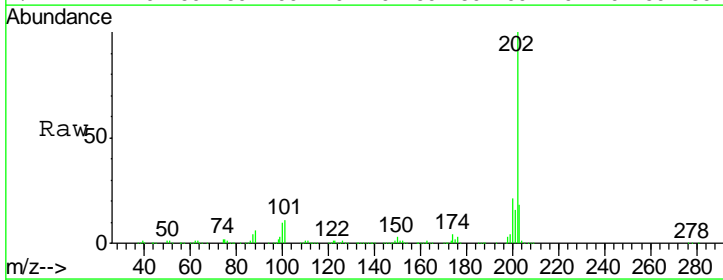
Instrument :
 BNA_G
 ClientSampled :

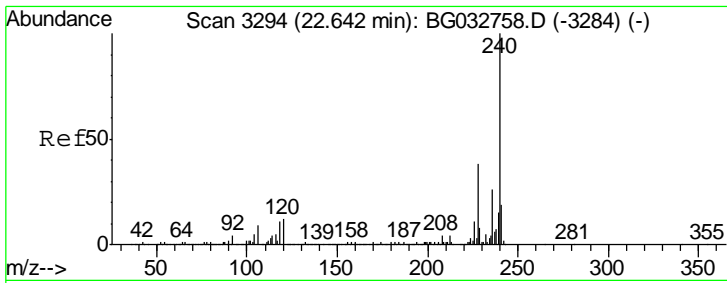
Tgt Ion	Resp	Lower	Upper
149	100		
150	10.0	7.8	11.6
104	5.4	3.9	5.9



#74
 Fluoranthene
 Concen: 51.516 ng
 RT: 20.25 min Scan# 2887
 Delta R.T. -0.00 min
 Lab File: BG033121.D
 Acq: 13 Mar 2018 16:26

Tgt Ion	Resp	Lower	Upper
202	100		
101	11.4	0.0	28.9
203	18.3	0.0	37.5

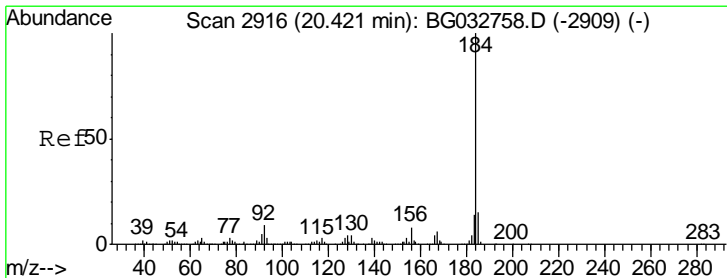
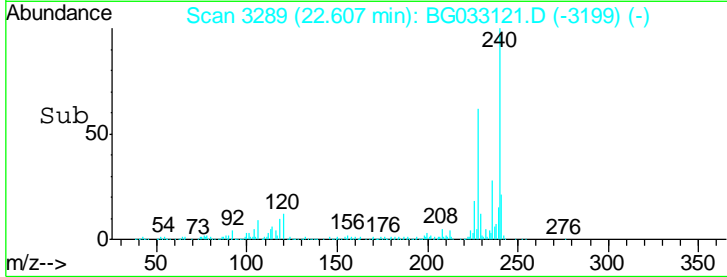
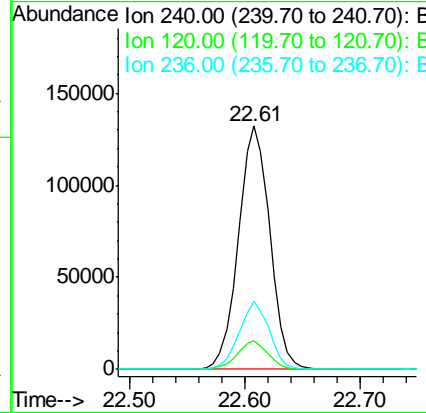
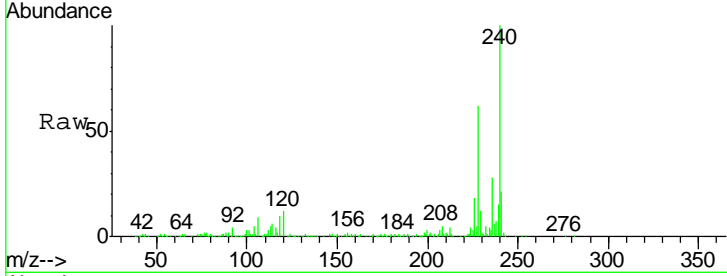




#75
 Chrysene-d12
 Concen: 20.000 ng
 RT: 22.61 min Scan# 3289
 Delta R.T. -0.00 min
 Lab File: BG033121.D
 Acq: 13 Mar 2018 16:26

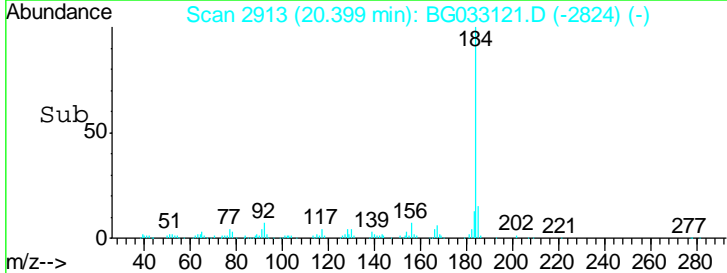
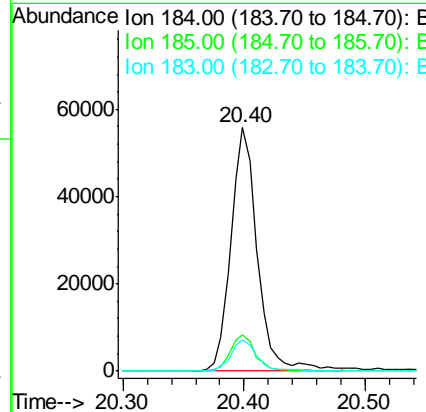
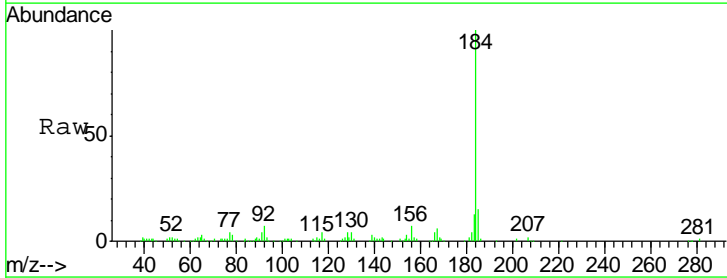
Instrument :
 BNA_G
 ClientSampled :

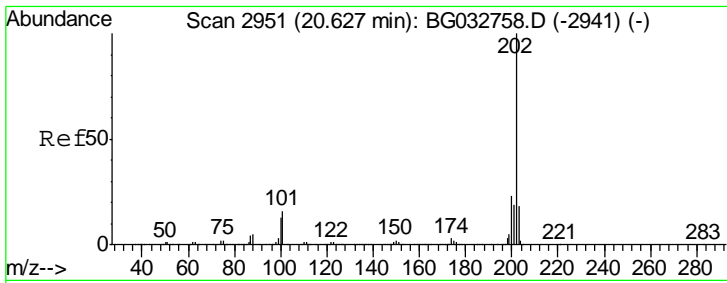
Tgt Ion	Resp	Lower	Upper
240	247990		
120	11.6	6.8	10.2#
236	27.9	20.9	31.3



#76
 Benzidine
 Concen: 10.017 ng
 RT: 20.40 min Scan# 2913
 Delta R.T. -0.01 min
 Lab File: BG033121.D
 Acq: 13 Mar 2018 16:26

Tgt Ion	Resp	Lower	Upper
184	84675		
185	15.1	11.1	16.7
183	12.8	10.6	16.0

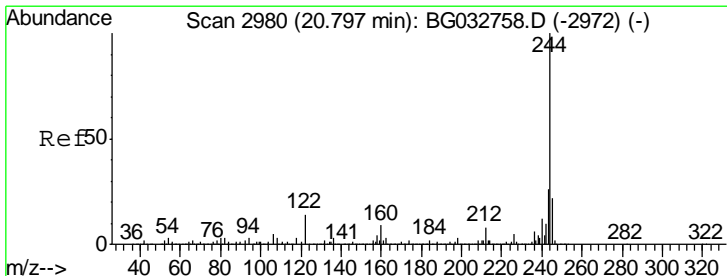
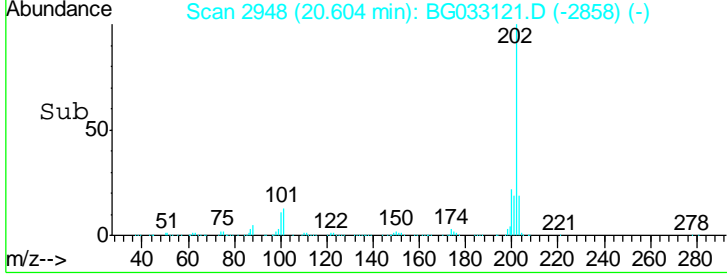
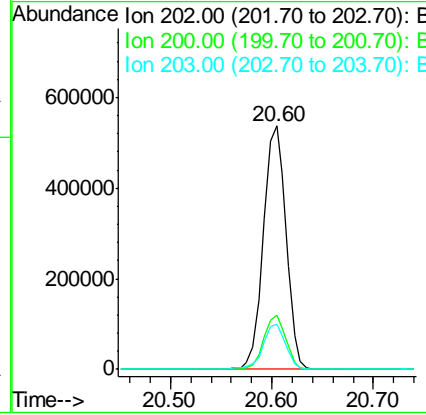
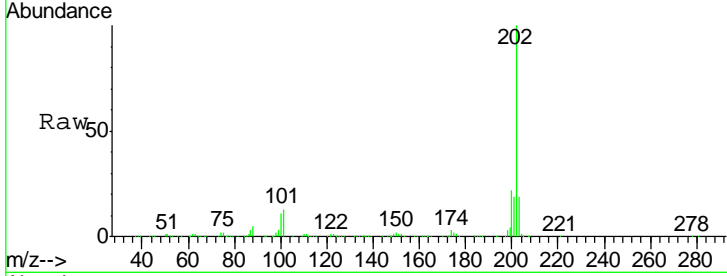




#77
 Pyrene
 Concen: 47.602 ng
 RT: 20.60 min Scan# 2948
 Delta R.T. -0.00 min
 Lab File: BG033121.D
 Acq: 13 Mar 2018 16:26

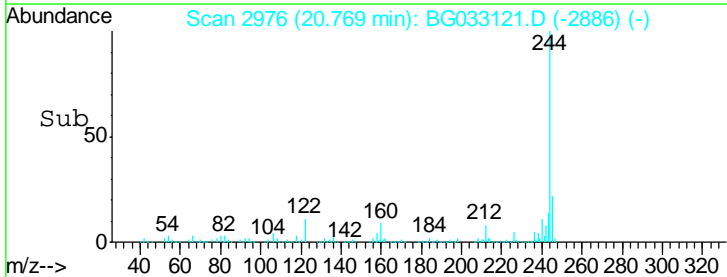
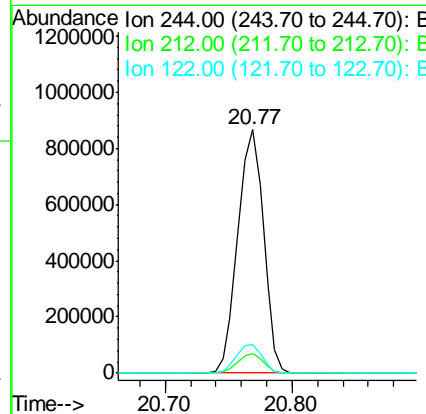
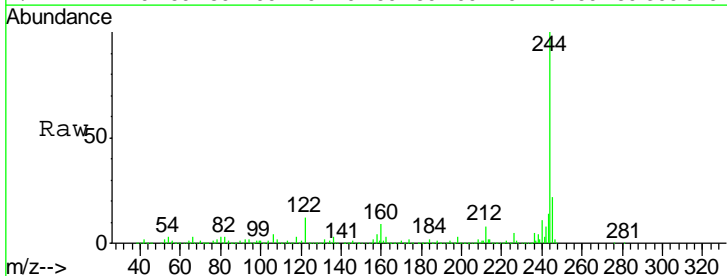
Instrument :
 BNA_G
 ClientSampled :

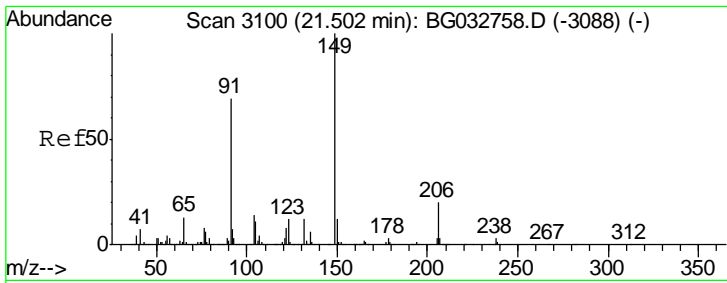
Tgt Ion	Resp	Lower	Upper
202	832477		
200	22.4	16.9	25.3
203	18.5	13.9	20.9



#78
 Terphenyl-d14
 Concen: 110.370 ng
 RT: 20.77 min Scan# 2976
 Delta R.T. -0.00 min
 Lab File: BG033121.D
 Acq: 13 Mar 2018 16:26

Tgt Ion	Resp	Lower	Upper
244	1218249		
212	8.1	5.8	8.8
122	11.9	7.0	10.4#

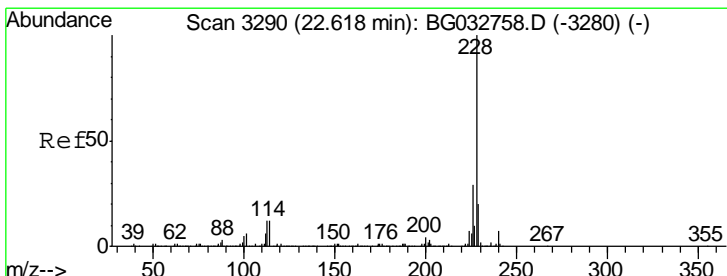
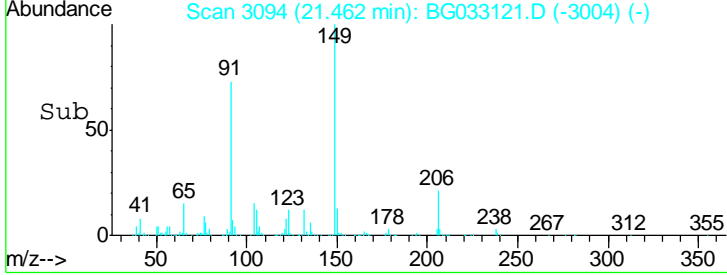
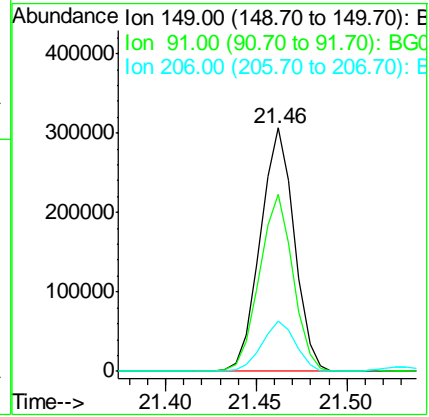
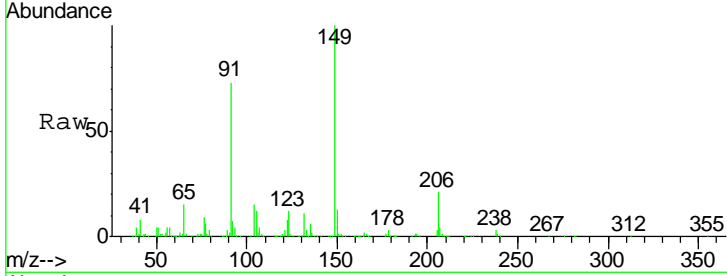




#79
 Butylbenzylphthalate
 Concen: 51.833 ng
 RT: 21.46 min Scan# 3094
 Delta R.T. -0.00 min
 Lab File: BG033121.D
 Acq: 13 Mar 2018 16:26

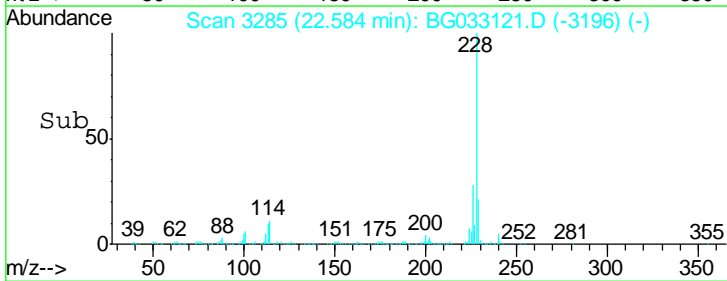
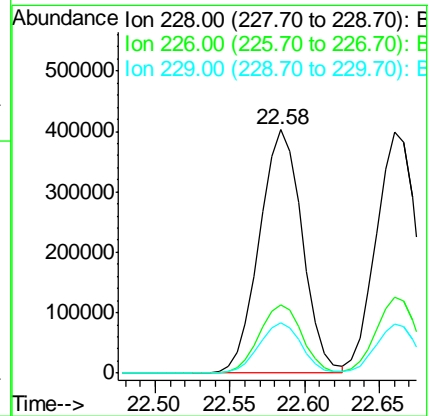
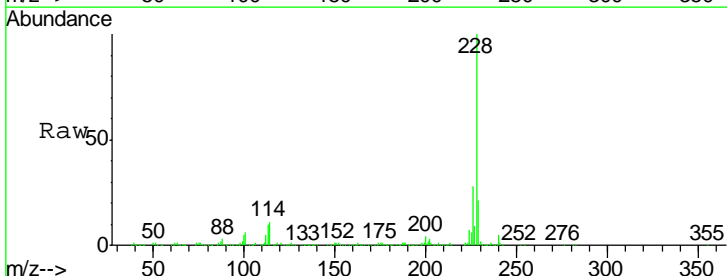
Instrument :
 BNA_G
 ClientSampled :

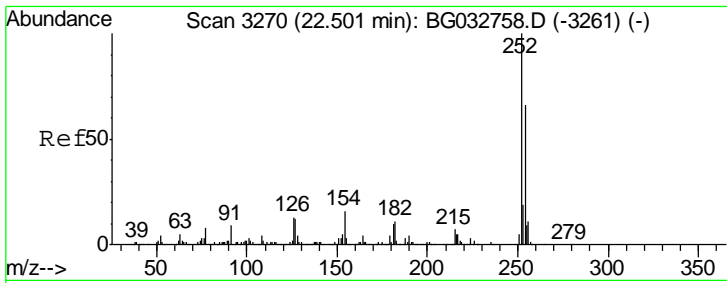
Tgt Ion	Resp	Lower	Upper
149	401899		
91	72.9	62.2	93.2
206	20.9	18.6	27.8



#80
 Benzo(a)anthracene
 Concen: 50.389 ng
 RT: 22.58 min Scan# 3285
 Delta R.T. -0.01 min
 Lab File: BG033121.D
 Acq: 13 Mar 2018 16:26

Tgt Ion	Resp	Lower	Upper
228	801313		
226	28.3	22.7	34.1
229	20.6	16.2	24.2

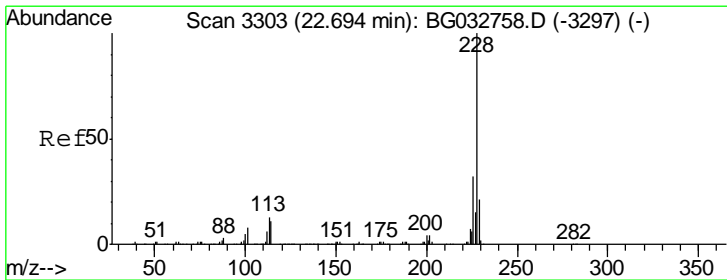
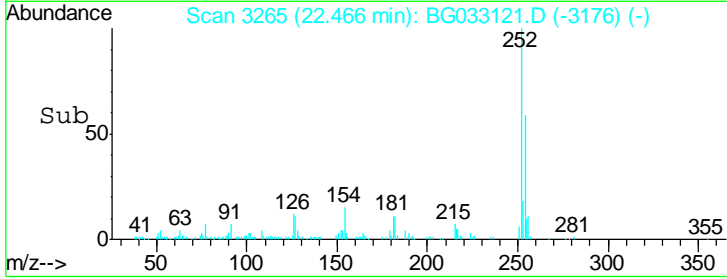
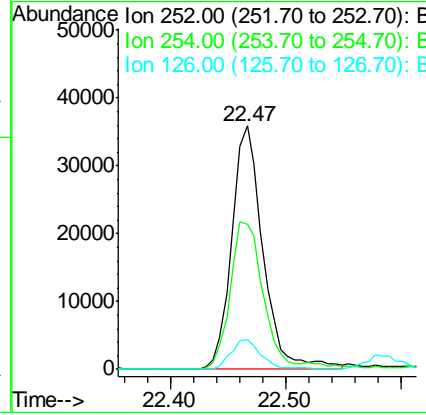
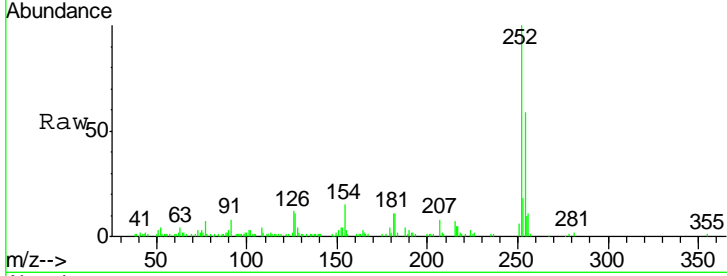




#81
 3,3'-Dichlorobenzidine
 Concen: 11.426 ng
 RT: 22.47 min Scan# 3265
 Delta R.T. -0.01 min
 Lab File: BG033121.D
 Acq: 13 Mar 2018 16:26

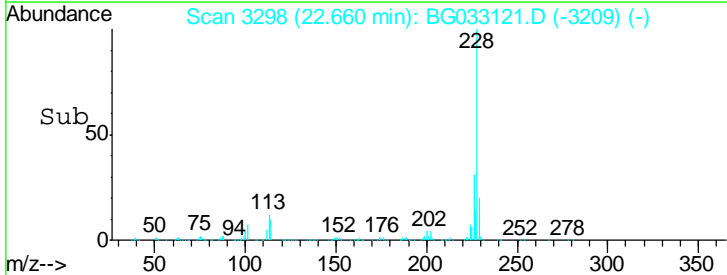
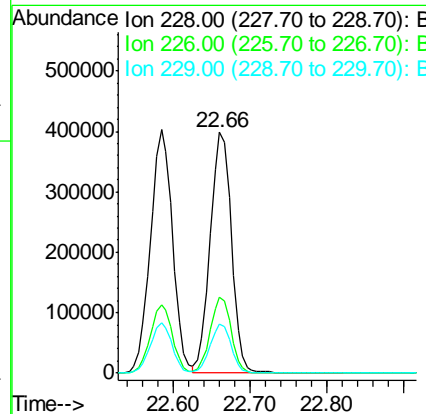
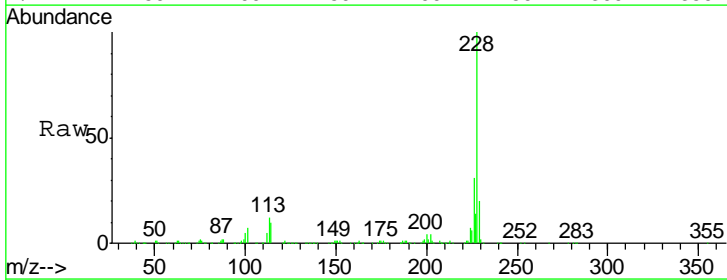
Instrument :
 BNA_G
 ClientSampled :

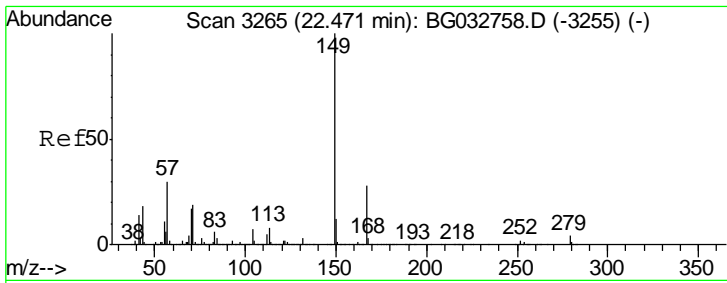
Tgt Ion	Resp	Lower	Upper
252	67298		
254	59.3	50.8	76.2
126	12.3	7.4	11.2#



#82
 Chrysene
 Concen: 49.664 ng
 RT: 22.66 min Scan# 3298
 Delta R.T. -0.01 min
 Lab File: BG033121.D
 Acq: 13 Mar 2018 16:26

Tgt Ion	Resp	Lower	Upper
228	754442		
226	31.3	24.9	37.3
229	20.4	15.0	22.4

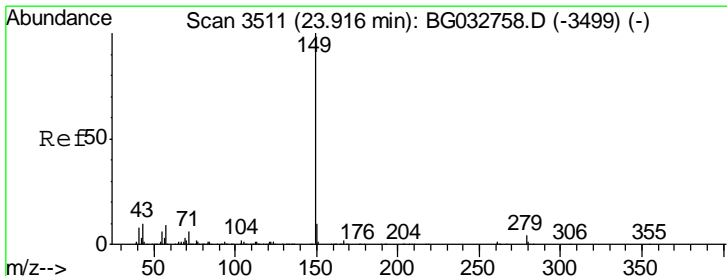
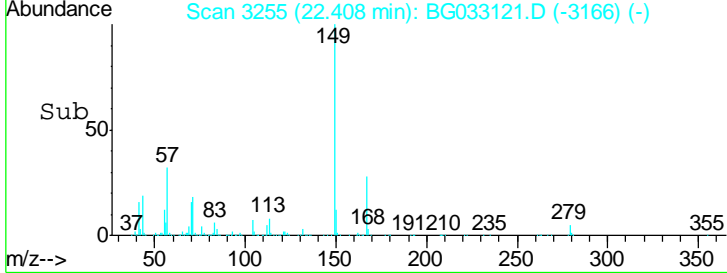
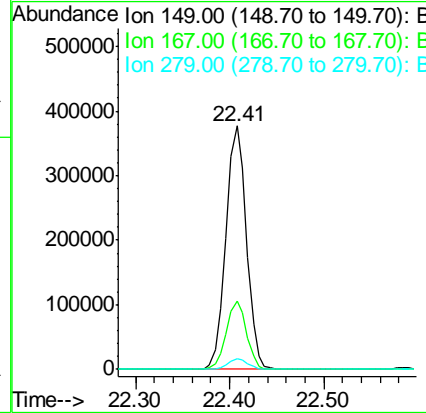
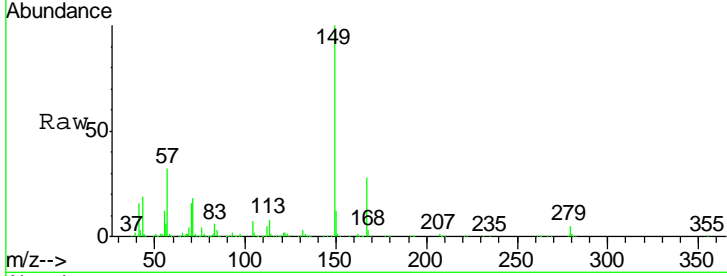




#83
 Bis(2-ethylhexyl)phthalate
 Concen: 50.120 ng
 RT: 22.41 min Scan# 3255
 Delta R.T. -0.01 min
 Lab File: BG033121.D
 Acq: 13 Mar 2018 16:26

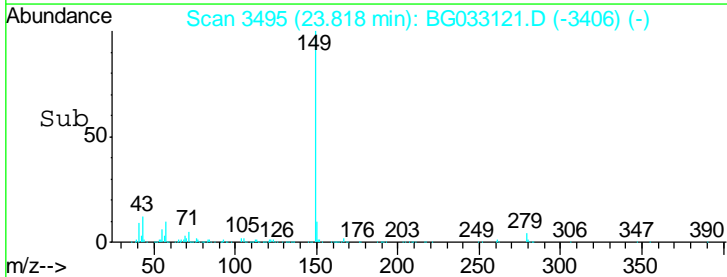
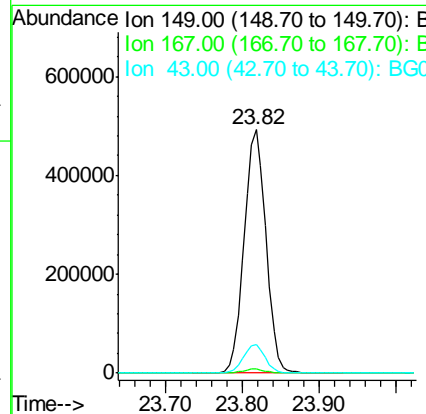
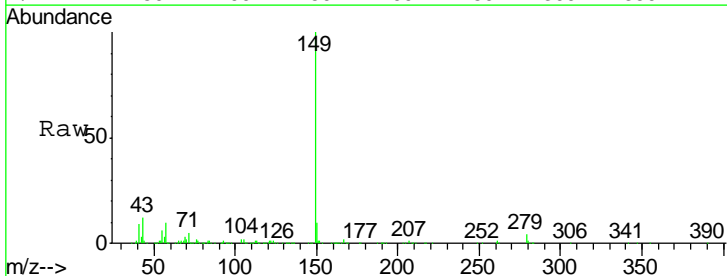
Instrument :
 BNA_G
 ClientSampled :

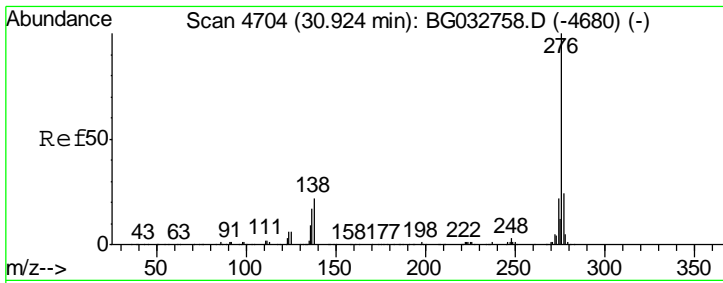
Tgt Ion	Resp	Lower	Upper
149	100		
167	27.9	24.3	36.5
279	4.5	4.0	6.0



#84
 Di-n-octyl phthalate
 Concen: 55.911 ng
 RT: 23.82 min Scan# 3495
 Delta R.T. -0.01 min
 Lab File: BG033121.D
 Acq: 13 Mar 2018 16:26

Tgt Ion	Resp	Lower	Upper
149	100		
167	1.7	1.4	2.0
43	11.8	8.9	13.3

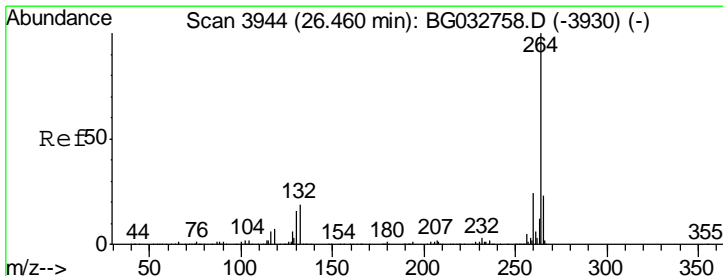
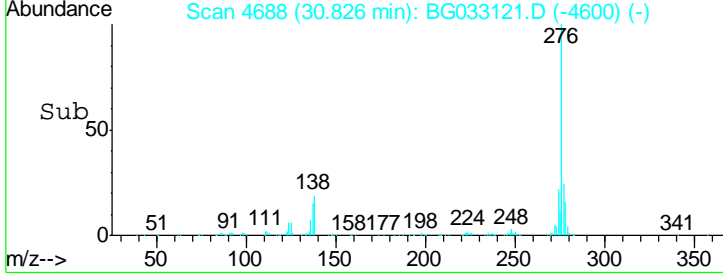
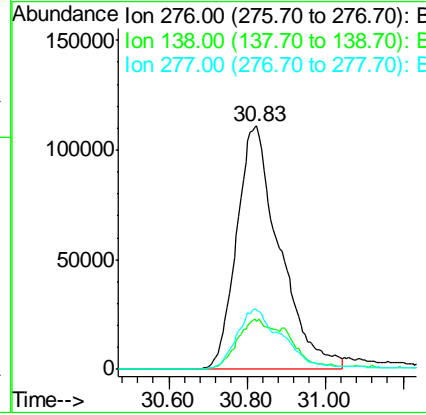
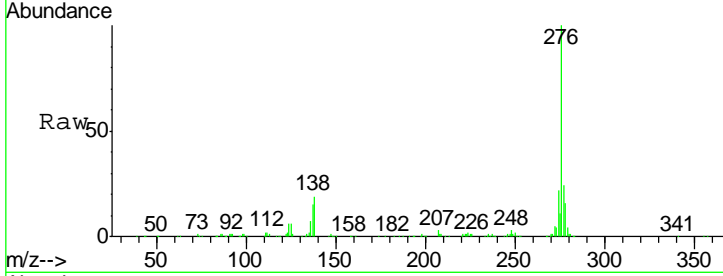




#85
 Indeno(1,2,3-cd)pyrene
 Concen: 48.028 ng
 RT: 30.83 min Scan# 4688
 Delta R.T. -0.01 min
 Lab File: BG033121.D
 Acq: 13 Mar 2018 16:26

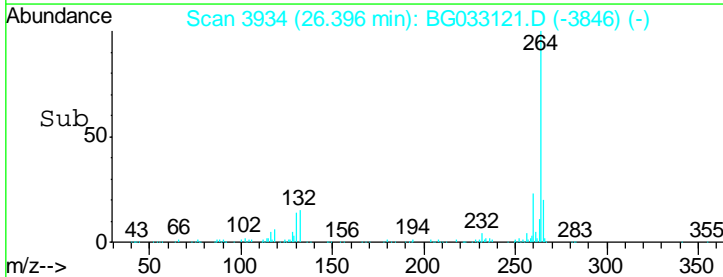
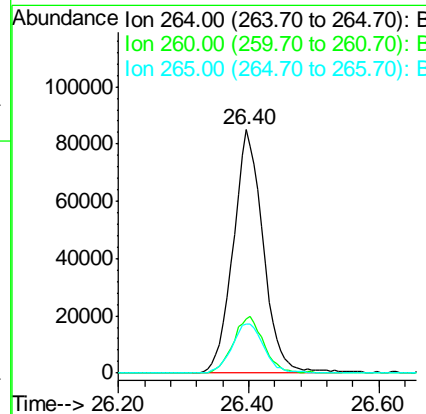
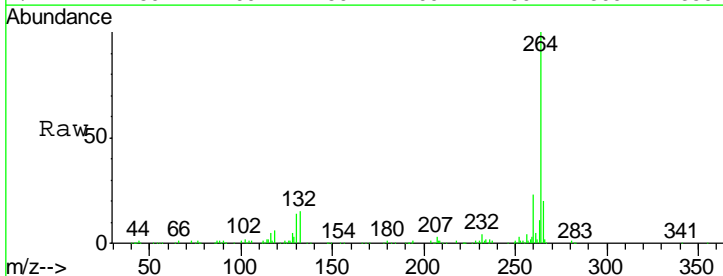
Instrument :
 BNA_G
 ClientSampled :

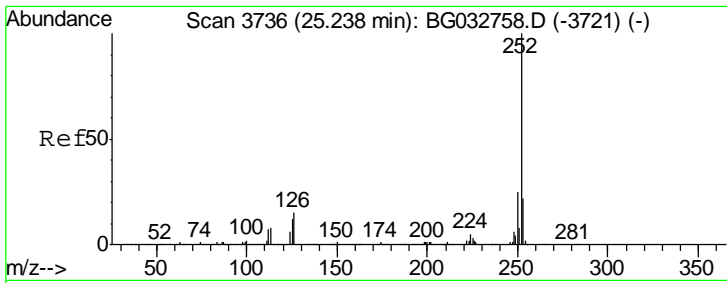
Tgt Ion	Resp	Lower	Upper
276	100		
138	17.7	16.0	24.0
277	26.1	20.0	30.0



#86
 Perylene-d12
 Concen: 20.000 ng
 RT: 26.40 min Scan# 3934
 Delta R.T. -0.01 min
 Lab File: BG033121.D
 Acq: 13 Mar 2018 16:26

Tgt Ion	Resp	Lower	Upper
264	100		
260	22.5	17.4	26.0
265	20.0	17.7	26.5

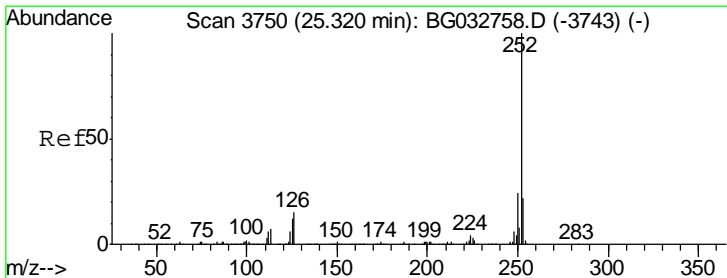
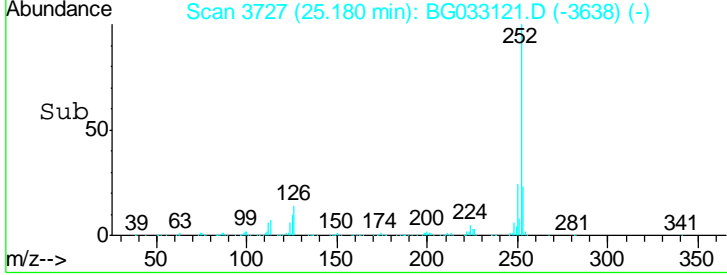
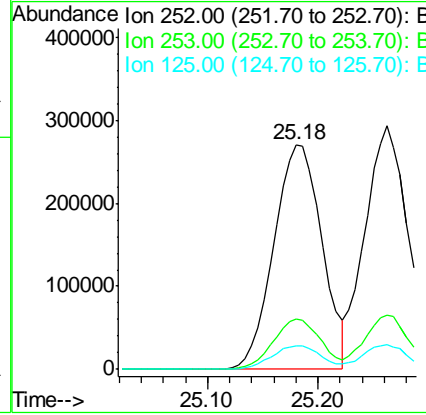
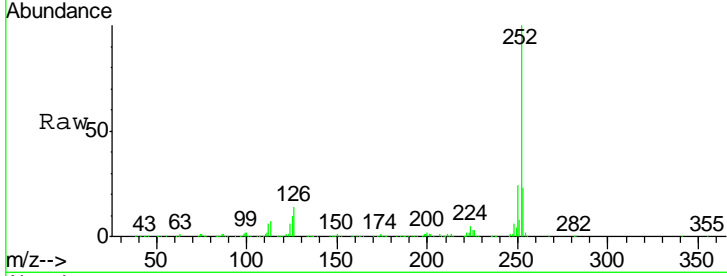




#87
 Benzo(b)fluoranthene
 Concen: 50.817 ng
 RT: 25.18 min Scan# 3727
 Delta R.T. -0.01 min
 Lab File: BG033121.D
 Acq: 13 Mar 2018 16:26

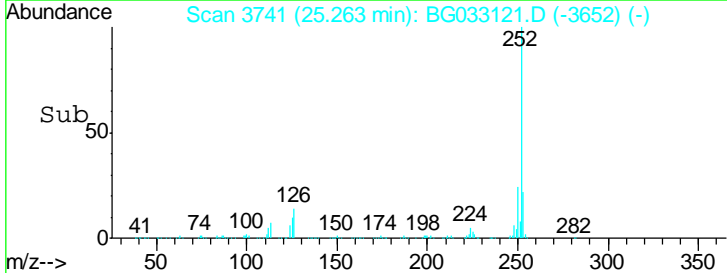
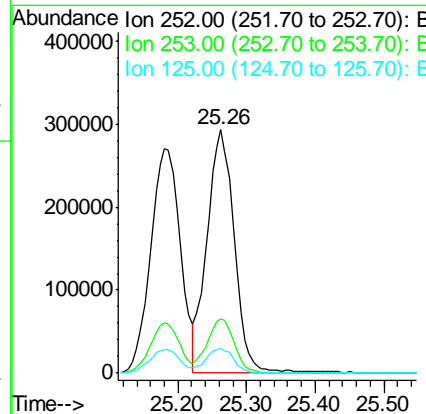
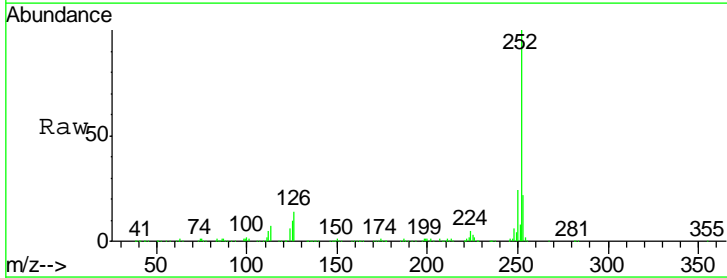
Instrument :
 BNA_G
 ClientSampled :

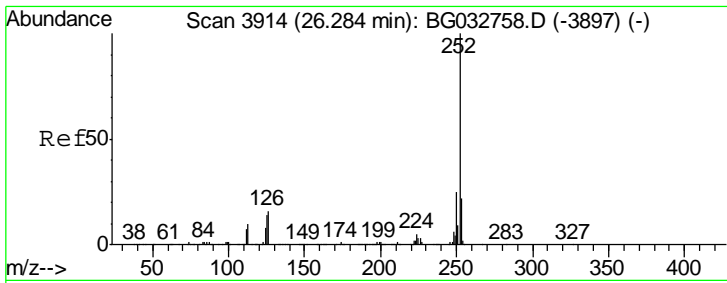
Tgt Ion	Resp	Lower	Upper
252	100		
253	22.5	18.2	27.4
125	10.4	7.2	10.8



#88
 Benzo(k)fluoranthene
 Concen: 50.508 ng
 RT: 25.26 min Scan# 3741
 Delta R.T. -0.01 min
 Lab File: BG033121.D
 Acq: 13 Mar 2018 16:26

Tgt Ion	Resp	Lower	Upper
252	100		
253	22.1	17.4	26.2
125	10.4	6.6	9.8#

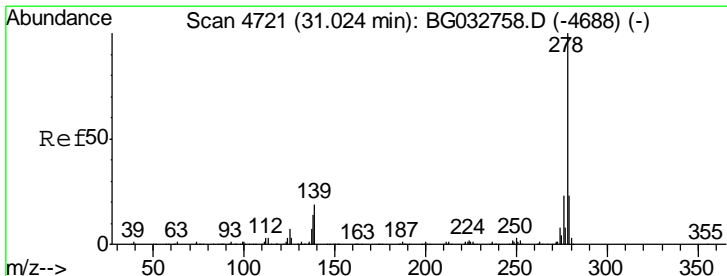
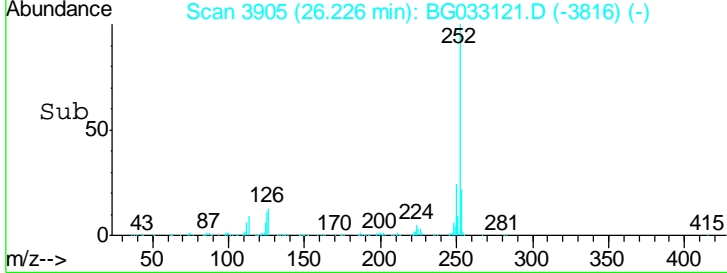
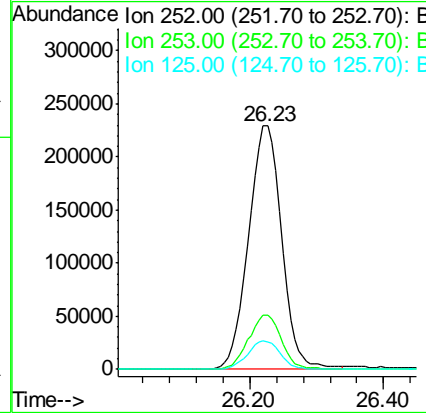
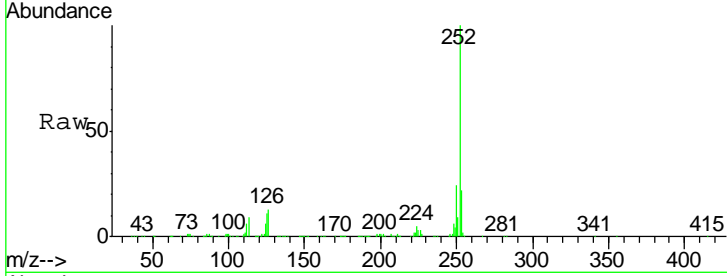




#89
 Benzo(a)pyrene
 Concen: 51.163 ng
 RT: 26.23 min Scan# 3905
 Delta R.T. -0.01 min
 Lab File: BG033121.D
 Acq: 13 Mar 2018 16:26

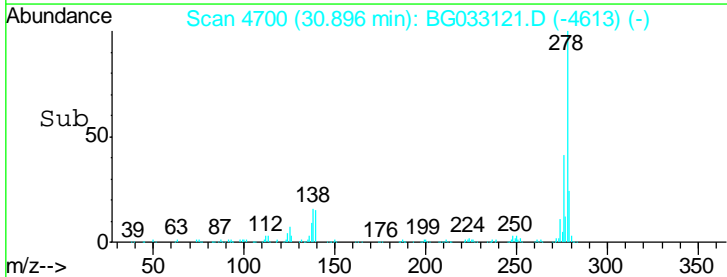
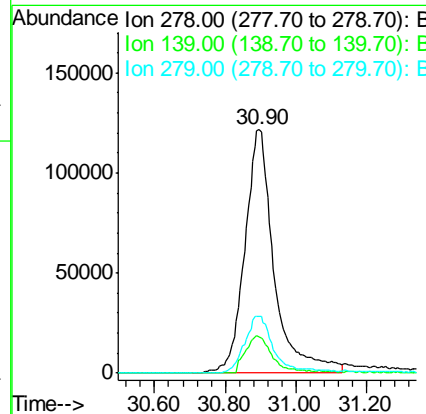
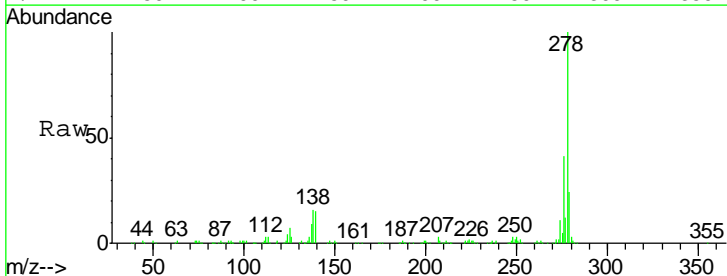
Instrument :
 BNA_G
 ClientSampled :

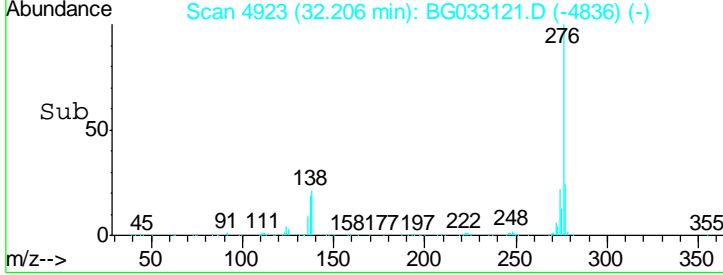
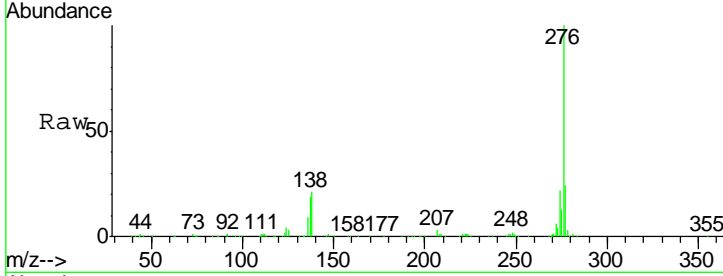
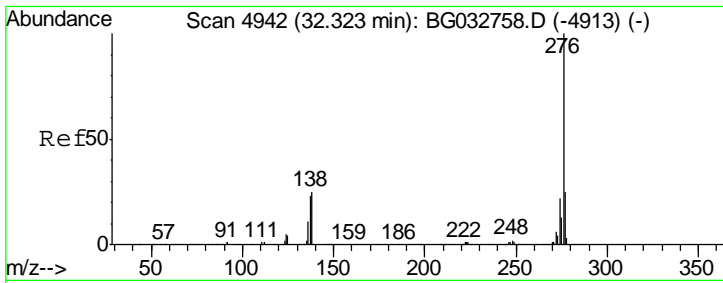
Tgt Ion	Resp	Lower	Upper
252	100		
253	22.3	18.3	27.5
125	11.2	7.3	10.9#



#90
 Dibenzo(a,h)anthracene
 Concen: 45.801 ng
 RT: 30.90 min Scan# 4700
 Delta R.T. -0.02 min
 Lab File: BG033121.D
 Acq: 13 Mar 2018 16:26

Tgt Ion	Resp	Lower	Upper
278	100		
139	14.9	9.8	14.6#
279	23.5	18.4	27.6





#91
 Benzo(a,h,i)perylene
 Concen: 48.237 ng
 RT: 32.21 min Scan# 4923
 Delta R.T. -0.02 min
 Lab File: BG033121.D
 Acq: 13 Mar 2018 16:26

Instrument :
 BNA_G
 ClientSampled :

Tot Ion	Ratio	Lower	Upper
276	100		
277	24.2	18.3	27.5
138	21.2	13.9	20.9

