LSC Area Percent Report

Data Path : Z:\SVOASRV\HPCHEM1\BNA G\DATA\BG031620\
Data File : BG044822.D
Acq On : 16 Mar 2020 20:56
Operator : CG/JU
Sample : L1859-02
Misc :
ALS Vial : 14 Sample Multiplier: 1

Instrument :
BNA_G
ClientSampleId :
TP-7-SA

Integration Parameters: rteint.p
Integrator: RTE
Smoothing : ON Filtering: 5
Sampling : 1 Min Area: 3 % of largest Peak
Start Thrs: 0.2 Max Peaks: 100
Stop Thrs : 0 Peak Location: TOP

If leading or trailing edge < 100 prefer < Baseline drop else tangent >
Peak separation: 5

Method : Z:\SVOASRV\HPCHEM1\BNA_G\METHODS\8270-BG031020.M
Title : ASP BNA STANDARDS FOR 5 POINT CALIBRATION

Signal : TIC

peak #	R.T. min	first scan	max scan	last scan	PK TY	peak height	corr. area	corr. % max.	% of total
1	3.156	5	11	20	rBV2	73819	174043	4.29%	0.486%
2	3.238	20	25	29	rVB3	29934	48409	1.19%	0.135%
3	5.148	346	350	358	rBV2	24626	45671	1.12%	0.128%
4	5.618	423	430	439	rVB	1386321	2250807	55.42%	6.290%
5	7.204	691	700	709	rBV	1441511	2535855	62.43%	7.086%
6	8.050	837	844	852	rBV	410506	719598	17.72%	2.011%
7	8.373	891	899	912	rBV	1031311	1904507	46.89%	5.322%
8	9.202	1029	1040	1048	rBV	848636	1621409	39.92%	4.531%
9	10.858	1314	1322	1329	rBV	555421	1032176	25.41%	2.884%
10	13.309	1730	1739	1751	rBV	2233959	3534508	87.02%	9.877%
11	14.131	1872	1879	1885	rBV	139432	214876	5.29%	0.600%
12	14.683	1964	1973	1979	rBV	878772	1408516	34.68%	3.936%
13	14.748	1979	1984	1991	rVB	32461	53059	1.31%	0.148%
14	15.723	2145	2150	2156	rBV2	31664	50129	1.23%	0.140%
15	16.164	2219	2225	2240	rBV	1736752	2758358	67.91%	7.708%
16	17.081	2376	2381	2387	rVB3	21107	45574	1.12%	0.127%
17	17.245	2405	2409	2417	rVB	26861	47784	1.18%	0.134%
18	17.427	2433	2440	2444	rBV	1001113	1616893	39.81%	4.518%
19	17.468	2444	2447	2454	rVV	482249	709639	17.47%	1.983%
20	17.556	2458	2462	2467	rVB	107033	163982	4.04%	0.458%
21	17.827	2499	2508	2512	rBV2	30824	66465	1.64%	0.186%
22	18.326	2584	2593	2596	rBV4	174265	382764	9.42%	1.070%
23	18.432	2608	2611	2615	rVB2	42027	58524	1.44%	0.164%
24	18.497	2616	2622	2626	rVV2	109281	215227	5.30%	0.601%
25	18.532	2626	2628	2636	rVB2	57582	78808	1.94%	0.220%
26	18.796	2669	2673	2677	rBV	55114	82349	2.03%	0.230%
27	18.826	2677	2678	2686	rVB7	35680	49986	1.23%	0.140%
28	19.043	2712	2715	2720	rBV5	25985	41732	1.03%	0.117%
29	19.213	2740	2744	2748	rBV2	52759	78532	1.93%	0.219%
30	19.349	2763	2767	2772	rBV3	41539	68608	1.69%	0.192%
31	19.478	2783	2789	2795	rVB	793702	1176596	28.97%	3.288%
32	19.836	2840	2850	2858	rBV	742801	1301275	32.04%	3.636%
33	19.907	2859	2862	2871	rVB3	38681	68773	1.69%	0.192%
34	20.036	2877	2884	2895	rVB	2786813	4061632	100.00%	11.350%

LSC Area Percent Report

Data Path : Z:\SVOASRV\HPCHEM1\BNA G\DATA\BG031620\
Data File : BG044822.D
Acq On : 16 Mar 2020 20:56
Operator : CG/JU
Sample : L1859-02
Misc :
ALS Vial : 14 Sample Multiplier: 1

Instrument :
BNA_G
ClientSampleId :
TP-7-SA

Integration Parameters: rteint.p
Integrator: RTE
Smoothing : ON Filtering: 5
Sampling : 1 Min Area: 3 % of largest Peak
Start Thrs: 0.2 Max Peaks: 100
Stop Thrs : 0 Peak Location: TOP

If leading or trailing edge < 100 prefer < Baseline drop else tangent >
Peak separation: 5

Method : Z:\SVOASRV\HPCHEM1\BNA_G\METHODS\8270-BG031020.M
Title : ASP BNA STANDARDS FOR 5 POINT CALIBRATION

35	20.165	2898	2906	2911	rBV4	62880	148014	3.64%	0.414%
36	20.324	2929	2933	2938	rVB2	97677	157186	3.87%	0.439%
37	20.424	2947	2950	2955	rBV	48883	68789	1.69%	0.192%
38	20.482	2957	2960	2965	rVB2	58979	86491	2.13%	0.242%
39	20.623	2981	2984	2988	rBV2	41548	58441	1.44%	0.163%
40	20.670	2989	2992	2996	rVB2	57062	78999	1.95%	0.221%
41	21.082	3059	3062	3070	rVB	60196	110960	2.73%	0.310%
42	21.358	3105	3109	3117	rBV3	360032	586854	14.45%	1.640%
43	21.417	3117	3119	3126	rVB2	69581	102590	2.53%	0.287%
44	21.693	3158	3166	3171	rBV3	975059	2119750	52.19%	5.923%
45	21.740	3171	3174	3185	rVB	274471	504846	12.43%	1.411%
46	23.244	3426	3430	3434	rBV4	34759	63706	1.57%	0.178%
47	23.426	3459	3461	3469	rVB	56554	105150	2.59%	0.294%
48	23.890	3534	3540	3548	rBV	175883	545597	13.43%	1.525%
49	24.607	3657	3662	3675	rVB	130923	393389	9.69%	1.099%
50	24.754	3680	3687	3696	rVB	195725	501489	12.35%	1.401%
51	24.913	3704	3714	3723	rBV2	520756	1486711	36.60%	4.154%

Sum of corrected areas: 35786026

LSC Report - Integrated Chromatogram

Data Path : Z:\SVOASRV\HPCHEM1\BNA G\DATA\BG031620\
Data File : BG044822.D
Acq On : 16 Mar 2020 20:56
Operator : CG/JU
Sample : L1859-02
Misc :
ALS Vial : 14 Sample Multiplier: 1

Instrument :
BNA_G
ClientSampleId :
TP-7-SA

Quant Method : Z:\SVOASRV\HPCHEM1\BNA_G\METHODS\8270-BG031020.M
Quant Title : ASP BNA STANDARDS FOR 5 POINT CALIBRATION

TIC Library : C:\Database\NIST11.L
TIC Integration Parameters: LSCINT.P

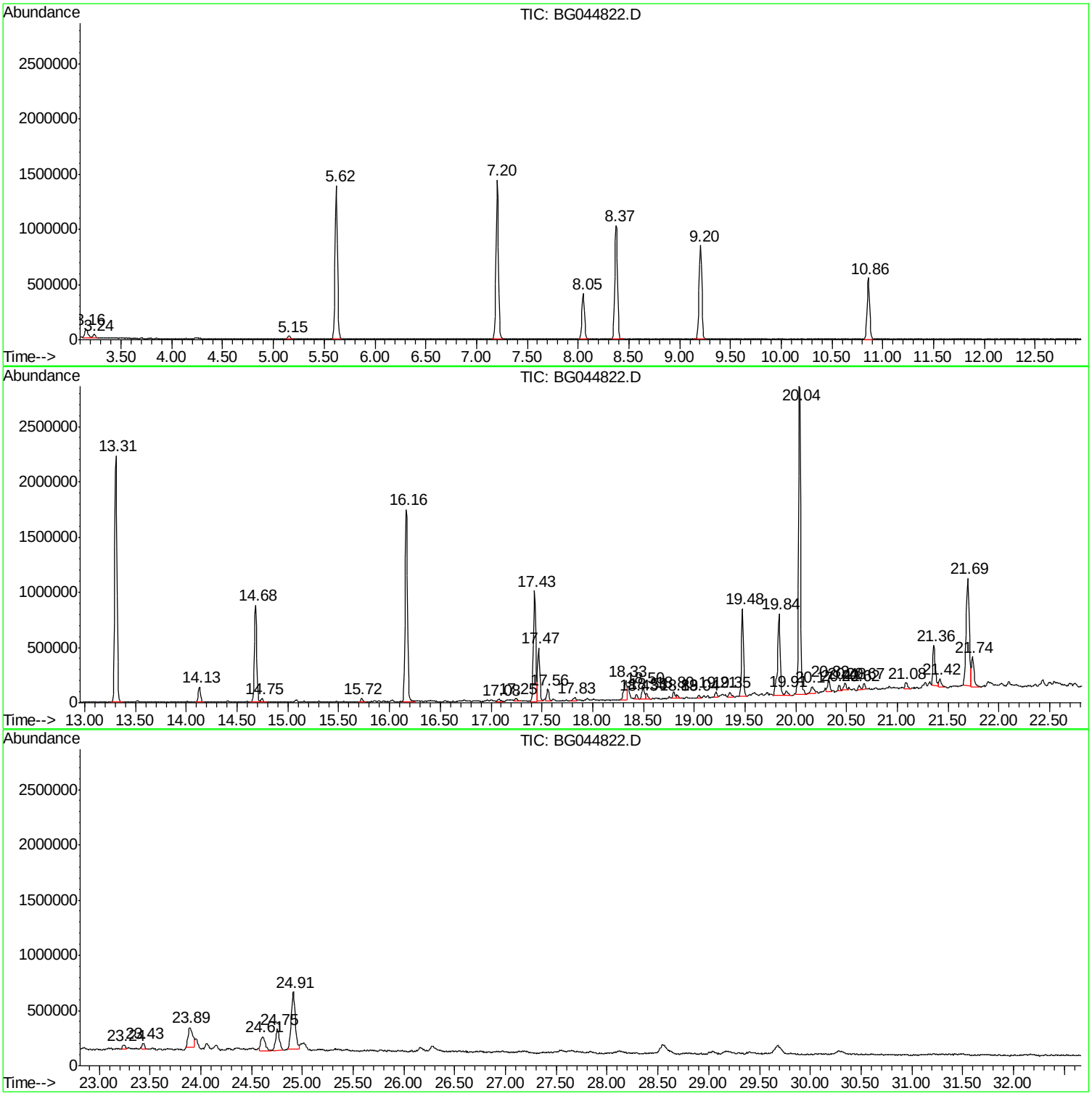

Library Search Compound Report

Data Path : Z:\SVOASRV\HPCHEM1\BNA G\DATA\BG031620\
Data File : BG044822.D
Acq On : 16 Mar 2020 20:56
Operator : CG/JU
Sample : L1859-02
Misc :
ALS Vial : 14 Sample Multiplier: 1

Instrument :
BNA_G
ClientSampleId :
TP-7-SA

Quant Method : Z:\SVOASRV\HPCHEM1\BNA_G\METHODS\8270-BG031020.M
Quant Title : ASP BNA STANDARDS FOR 5 POINT CALIBRATION

TIC Library : C:\Database\NIST11.L
TIC Integration Parameters: LSCINT.P

****

Peak Number 1 Cyclohexane Concentration Rank 4

R.T.	EstConc	Area	Relative to ISTD	R.T.
3.16	4.84 ng	174043	1,4-Dichlorobenzene-d4	8.05

Hit# of 5	Tentative ID	MW	MolForm	CAS#	Qual
1	Cyclohexane	84	C6H12	000110-82-7	87
2	1-Pentene, 2-methyl-	84	C6H12	000763-29-1	72
3	Cyclobutanone, 2-methyl-	84	C5H8O	001517-15-3	64
4	2-Acetylpiperidine	127	C7H13NO	097073-22-8	56
5	Cyclobutane, ethyl-	84	C6H12	004806-61-5	47

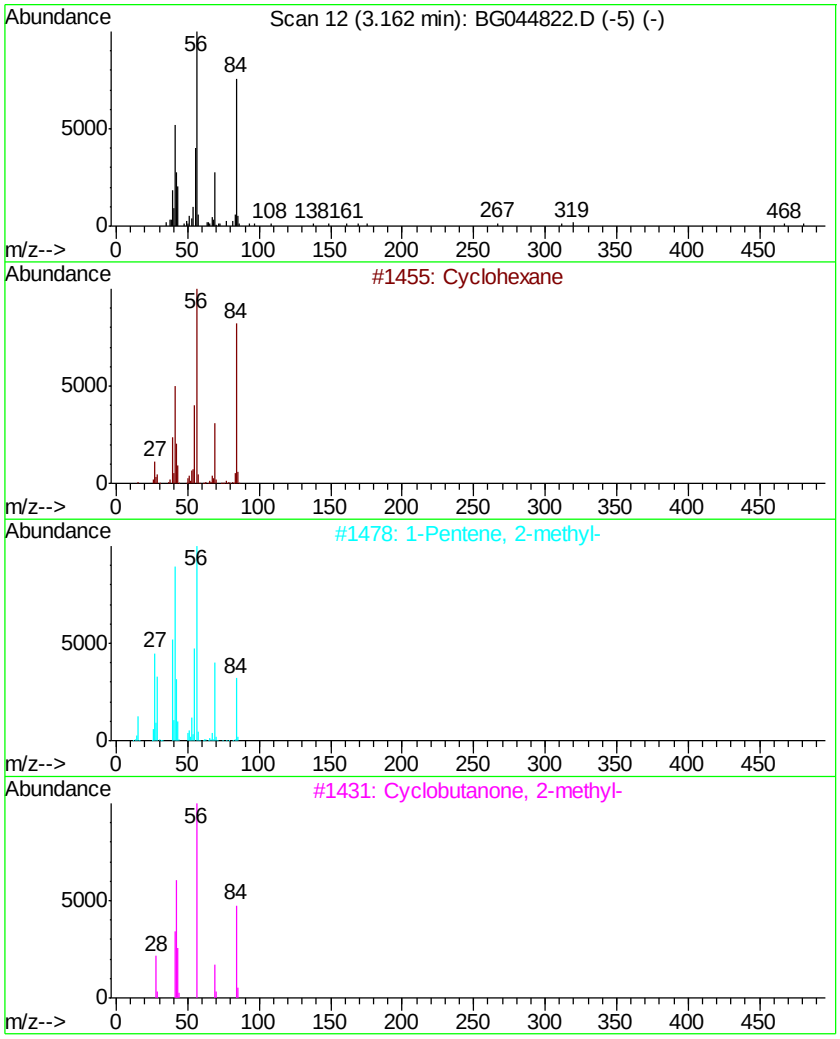

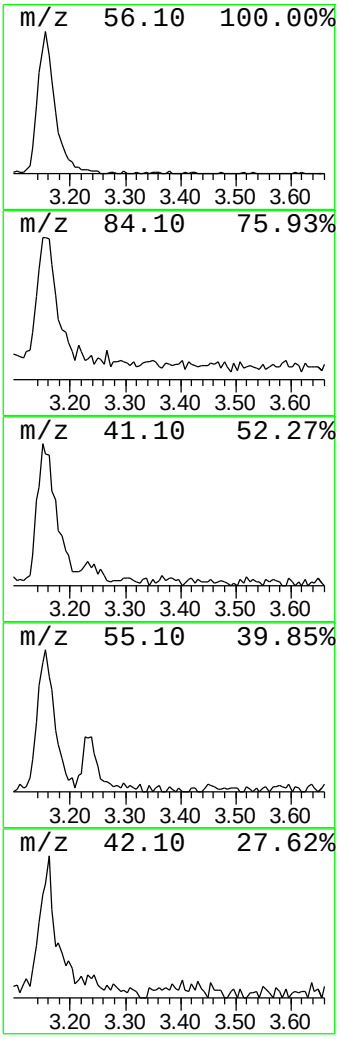

Library Search Compound Report

Data Path : Z:\SVOASRV\HPCHEM1\BNA G\DATA\BG031620\
Data File : BG044822.D
Acq On : 16 Mar 2020 20:56
Operator : CG/JU
Sample : L1859-02
Misc :
ALS Vial : 14 Sample Multiplier: 1

Instrument :
BNA_G
ClientSampleId :
TP-7-SA

Quant Method : Z:\SVOASRV\HPCHEM1\BNA_G\METHODS\8270-BG031020.M
Quant Title : ASP BNA STANDARDS FOR 5 POINT CALIBRATION

TIC Library : C:\Database\NIST11.L
TIC Integration Parameters: LSCINT.P

****

Peak Number 3 n-Hexadecanoic acid Concentration Rank 5

R.T.	EstConc	Area	Relative to ISTD	R.T.
18.33	4.73 ng	382764	Phenanthrene-d10	17.43

Hit# of 5	Tentative ID	MW	MolForm	CAS#	Qual
1	n-Hexadecanoic acid	256	C16H32O2	000057-10-3	99
2	Tridecanoic acid	214	C13H26O2	000638-53-9	93
3	Pentadecanoic acid	242	C15H30O2	001002-84-2	64
4	n-Decanoic acid	172	C10H20O2	000334-48-5	60
5	Tetradecanoic acid	228	C14H28O2	000544-63-8	58

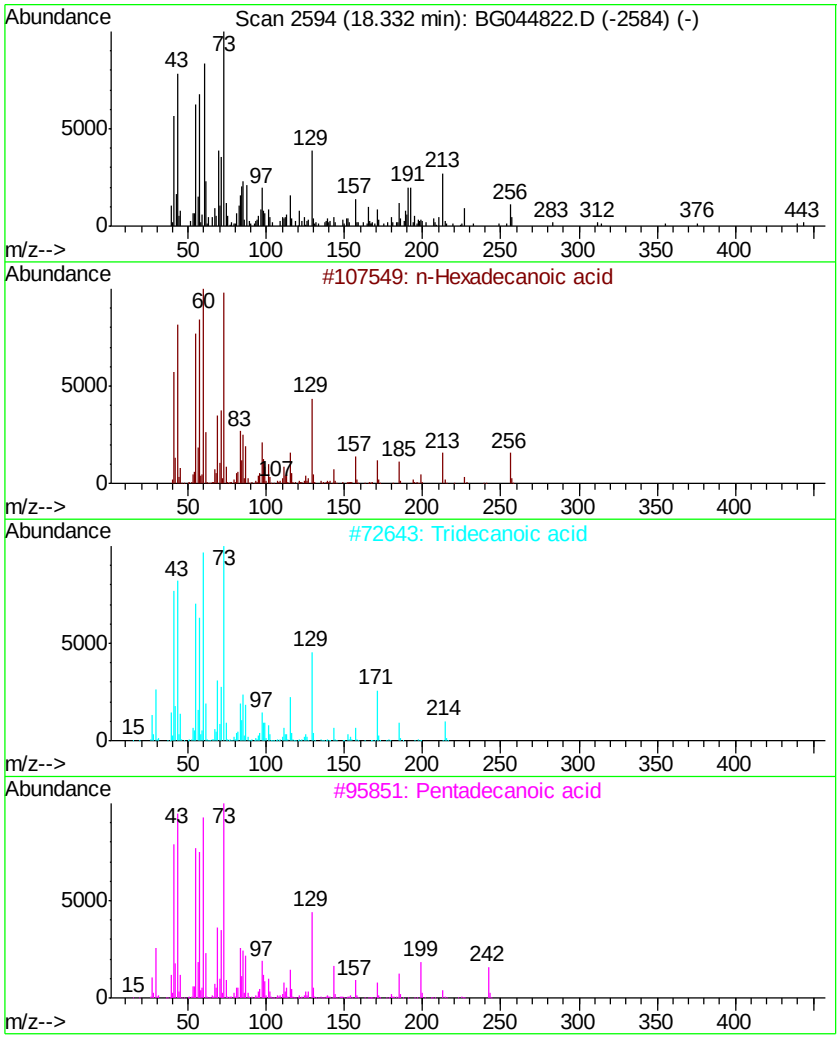

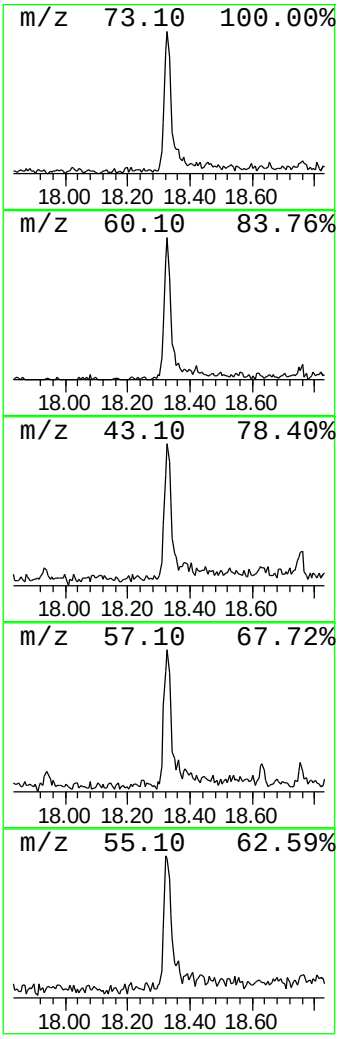

Library Search Compound Report

Data Path : Z:\SVOASRV\HPCHEM1\BNA G\DATA\BG031620\
Data File : BG044822.D
Acq On : 16 Mar 2020 20:56
Operator : CG/JU
Sample : L1859-02
Misc :
ALS Vial : 14 Sample Multiplier: 1

Instrument :
BNA_G
ClientSampleId :
TP-7-SA

Quant Method : Z:\SVOASRV\HPCHEM1\BNA_G\METHODS\8270-BG031020.M
Quant Title : ASP BNA STANDARDS FOR 5 POINT CALIBRATION

TIC Library : C:\Database\NIST11.L
TIC Integration Parameters: LSCINT.P

****
Peak Number 4 4H-Cyclopenta[def]phenanthrene Concentration Rank 6

R.T.	EstConc	Area	Relative to ISTD	R.T.
18.50	2.66 ng	215227	Phenanthrene-d10	17.43

Hit# of 5	Tentative ID	MW	MolForm	CAS#	Qual
1	4H-Cyclopenta[def]phenanthrene	190	C15H10	000203-64-5	53
2	6H-Cyclobuta[jk]phenanthrene	190	C15H10	083469-43-6	53
3	2,3,5,6-Tetramethylterephthalald...	190	C12H14O2	007072-01-7	46
4	2,2'-Bis(4,5-dimethylimidazole)	190	C10H14N4	069286-06-2	38
5	1-(3-Nitro-phenyl)-pyrrolidine	192	C10H12N2O2	1000300-34-7	25

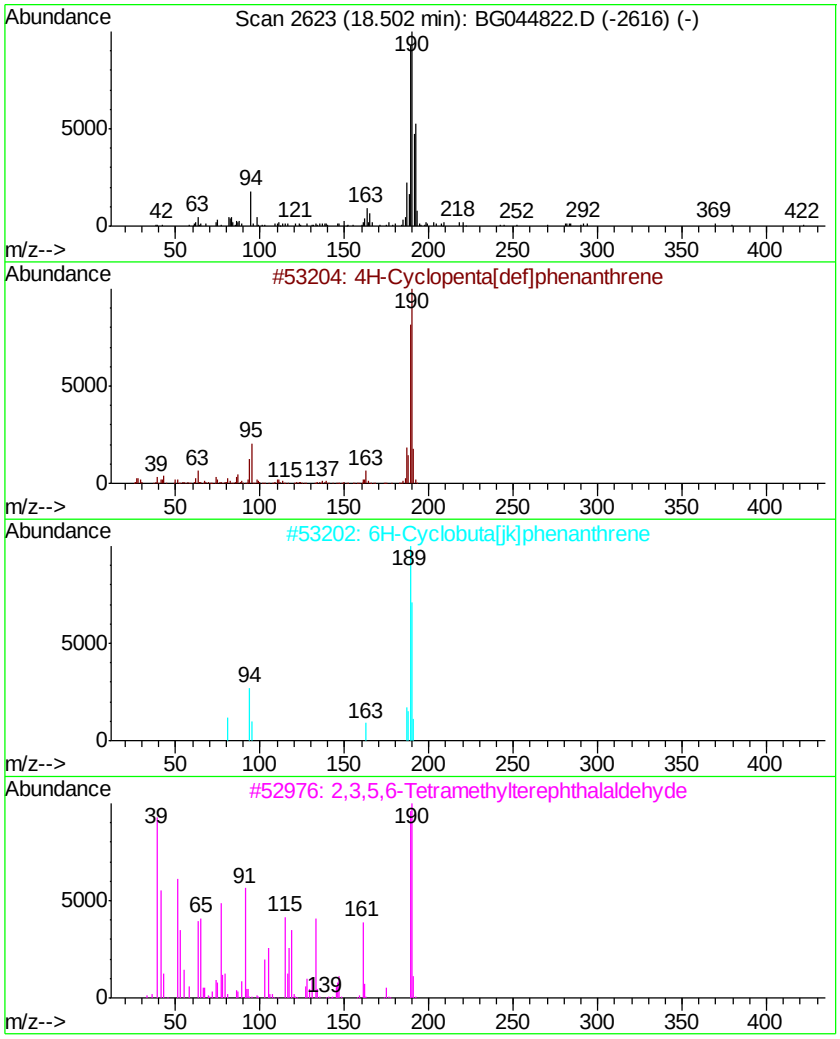

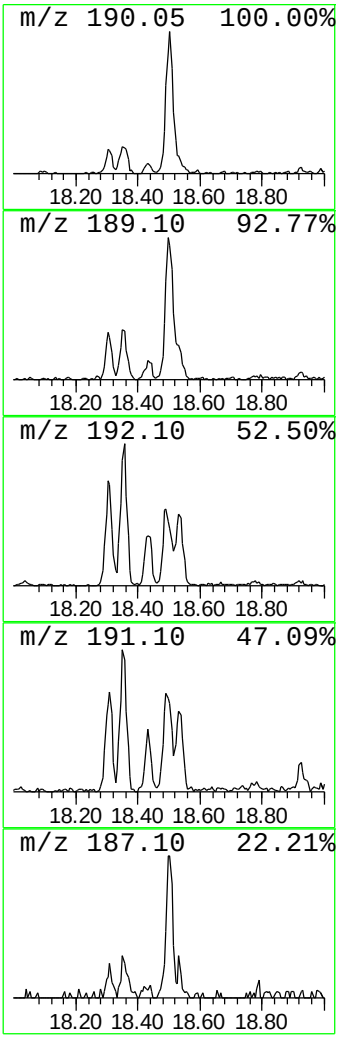

Library Search Compound Report

Data Path : Z:\SVOASRV\HPCHEM1\BNA G\DATA\BG031620\
Data File : BG044822.D
Acq On : 16 Mar 2020 20:56
Operator : CG/JU
Sample : L1859-02
Misc :
ALS Vial : 14 Sample Multiplier: 1

Instrument :
BNA_G
ClientSampleId :
TP-7-SA

Quant Method : Z:\SVOASRV\HPCHEM1\BNA_G\METHODS\8270-BG031020.M
Quant Title : ASP BNA STANDARDS FOR 5 POINT CALIBRATION

TIC Library : C:\Database\NIST11.L
TIC Integration Parameters: LSCINT.P

****

Peak Number 5 3-Eicosene, (E)- Concentration Rank 2

R.T.	EstConc	Area	Relative to ISTD	R.T.
21.36	5.54 ng	586854	Chrysene-d12	21.70

Hit# of 5	Tentative ID	MW	MolForm	CAS#	Qual
1	3-Eicosene, (E)-	280	C20H40	074685-33-9	98
2	Cyclopentadecane	210	C15H30	000295-48-7	97
3	Cyclohexadecane	224	C16H32	000295-65-8	94
4	n-Tetracosanol-1	354	C24H50O	000506-51-4	93
5	1-Heneicosanol	312	C21H44O	015594-90-8	93

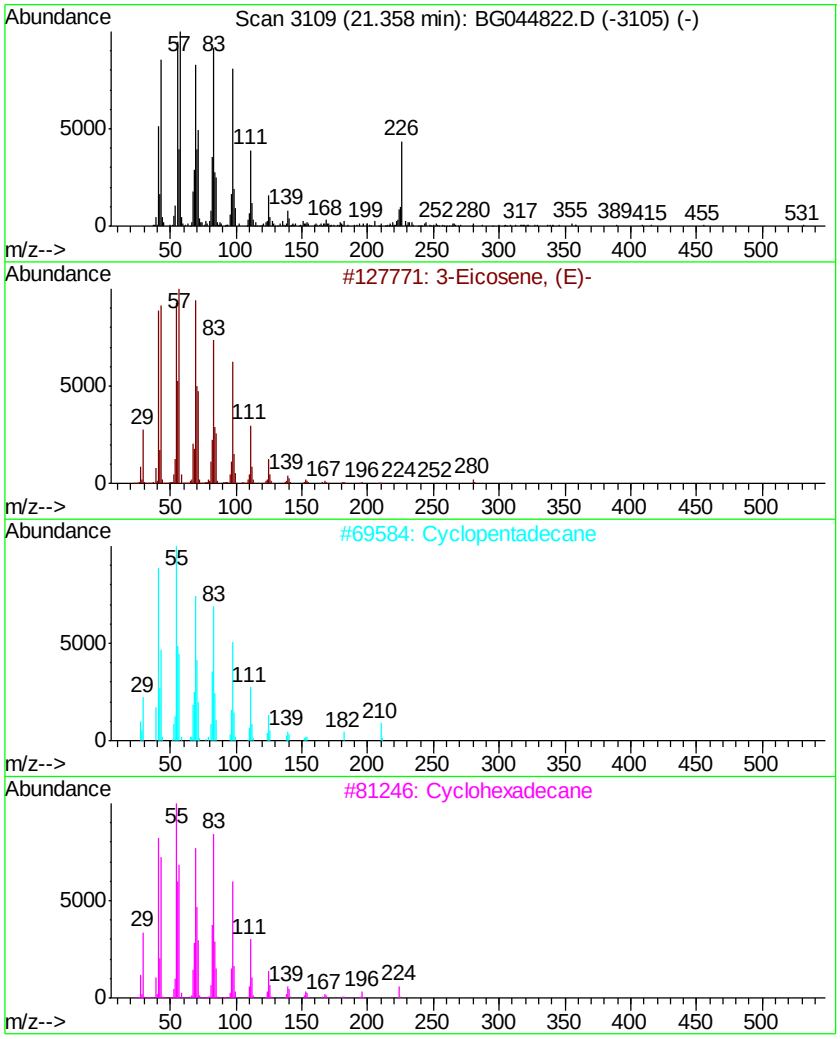

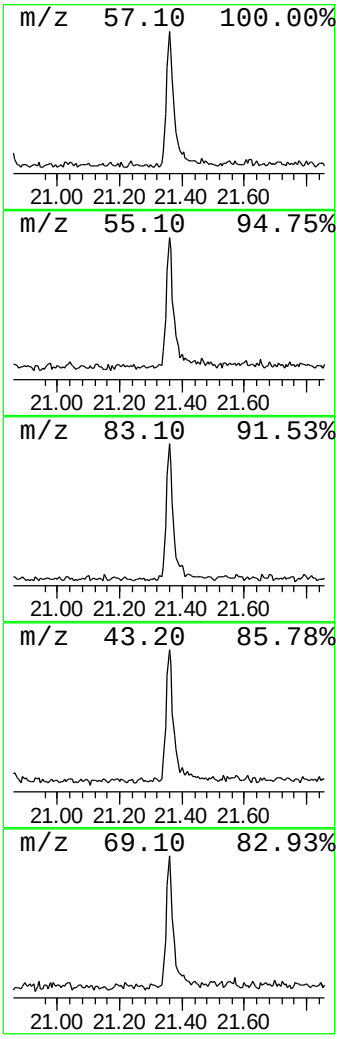

Tentatively Identified Compound (LSC) summary

Data Path : Z:\SVOASRV\HPCHEM1\BNA_G\DATA\BG031620\
Data File : BG044822.D
Acq On : 16 Mar 2020 20:56
Operator : CG/JU
Sample : L1859-02
Misc :
ALS Vial : 14 Sample Multiplier: 1

Instrument :
BNA_G
ClientSampleId :
TP-7-SA

Quant Method : Z:\SVOASRV\HPCHEM1\BNA_G\METHODS\8270-BG031020.M
Quant Title : ASP BNA STANDARDS FOR 5 POINT CALIBRATION

TIC Library : C:\Database\NIST11.L
TIC Integration Parameters: LSCINT.P

TIC Top Hit name	RT	EstConc	Units	Response	Internal Standard #	RT	Resp	Conc
Cyclohexane	3.16	4.8	ng	174043	1	8.05	719598	20.0
n-Hexadecanoic acid	18.33	4.7	ng	382764	4	17.43	1616890	20.0
4H-Cyclopenta[def...	18.50	2.7	ng	215227	4	17.43	1616890	20.0
3-Eicosene, (E)-	21.36	5.5	ng	586854	5	21.70	2119750	20.0