

Data Path : Z:\HPCHEM1\BNA_G\DATA\BG032615\
 Data File : BG016137.D
 Acq On : 26 Mar 2015 13:23
 Operator : TP/IZ
 Sample : SSTDCCC040
 Misc :
 ALS Vial : 2 Sample Multiplier: 1

Instrument :
 BNA_G
 ClientSampleId :
 SSTDCCC040

Quant Time: Mar 27 03:31:11 2015
 Quant Method : Z:\HPCHEM1\BNA_G\METHODS\8270-BG032515.M
 Quant Title : ASP BNA STANDARDS FOR 5 POINT CALIBRATION
 QLast Update : Thu Mar 26 15:24:59 2015
 Response via : Initial Calibration

Internal Standards	R.T.	QIon	Response	Conc	Units	Dev(Min)
1) 1,4-Dichlorobenzene-d4	7.79	152	59920	20.00	ng	0.00
21) Naphthalene-d8	10.57	136	275442	20.00	ng	0.00
38) Acenaphthene-d10	14.41	164	170810	20.00	ng	0.00
63) Phenanthrene-d10	17.16	188	352023	20.00	ng	0.00
75) Chrysene-d12	21.33	240	355983	20.00	ng	0.00
86) Perylene-d12	23.62	264	343265	20.00	ng	0.01

System Monitoring Compounds

5) 2-Fluorophenol	5.37	112	279998	78.21	ng	0.00
7) Phenol-d6	6.95	99	400002	80.27	ng	0.00
23) Nitrobenzene-d5	8.95	82	345563	77.79	ng	0.00
41) 2,4,6-Tribromophenol	15.90	330	161976	82.58	ng	0.00
44) 2-Fluorobiphenyl	13.04	172	808762	79.26	ng	0.00
78) Terphenyl-d14	19.78	244	1151743	81.48	ng	0.00

Target Compounds

Target Compounds	R.T.	QIon	Response	Conc	Units	Qvalue
2) 1,4-Dioxane	3.29	88	56038	38.76	ng	94
3) Pyridine	3.69	79	175183	38.76	ng	97
4) n-Nitrosodimethylamine	3.61	42	51532	38.75	ng	96
6) Aniline	7.12	93	276657	38.91	ng	98
8) 2-Chlorophenol	7.35	128	169246	39.84	ng	96
9) Benzaldehyde	6.93	77	85975	41.31	ng	96
10) Phenol	6.98	94	220213	40.21	ng	98
11) bis(2-Chloroethyl)ether	7.21	93	169755	38.22	ng	98
12) 1,3-Dichlorobenzene	7.68	146	179922	39.19	ng	99
13) 1,4-Dichlorobenzene	7.82	146	188350	39.55	ng	98
14) 1,2-Dichlorobenzene	8.14	146	177980	39.53	ng	99
15) Benzyl Alcohol	8.02	79	142011	38.56	ng	99
16) 2,2'-oxybis(1-Chloropropan	8.32	45	182525	36.56	ng	99
17) 2-Methylphenol	8.23	107	151943	39.34	ng	99
18) Hexachloroethane	8.86	117	66451	38.93	ng	95
19) n-Nitroso-di-n-propylamine	8.59	70	135581	37.14	ng	96
20) 3+4-Methylphenols	8.55	107	210776	40.23	ng	99
22) Acetophenone	8.61	105	242497	39.14	ng	# 98
24) Nitrobenzene	8.99	77	185534	38.79	ng	98
25) Isophorone	9.50	82	382347	37.93	ng	100
26) 2-Nitrophenol	9.69	139	104621	40.38	ng	99
27) 2,4-Dimethylphenol	9.75	122	175640	40.43	ng	97
28) bis(2-Chloroethoxy)methane	9.99	93	222512	38.45	ng	99
29) 2,4-Dichlorophenol	10.22	162	156614	41.00	ng	97
30) 1,2,4-Trichlorobenzene	10.44	180	165570	40.25	ng	99
31) Naphthalene	10.63	128	582976	39.49	ng	99
32) Benzoic acid	9.89	122	116583	41.34	ng	96
33) 4-Chloroaniline	10.74	127	255216	39.50	ng	99
34) Hexachlorobutadiene	10.91	225	88422	39.51	ng	98
35) Caprolactam	11.51	113	77795	37.51	ng	97
36) 4-Chloro-3-methylphenol	11.86	107	177842	39.47	ng	99
37) 2-Methylnaphthalene	12.24	142	419155	39.78	ng	99
39) 1,2,4,5-Tetrachlorobenzene	12.61	216	174378	40.53	ng	100
40) Hexachlorocyclopentadiene	12.58	237	103018	40.96	ng	99

Data Path : Z:\HPCHEM1\BNA_G\DATA\BG032615\
 Data File : BG016137.D
 Acq On : 26 Mar 2015 13:23
 Operator : TP/IZ
 Sample : SSTDCCC040
 Misc :
 ALS Vial : 2 Sample Multiplier: 1

Instrument :
 BNA_G
 ClientSampleId :
 SSTDCCC040

Quant Time: Mar 27 03:31:11 2015
 Quant Method : Z:\HPCHEM1\BNA_G\METHODS\8270-BG032515.M
 Quant Title : ASP BNA STANDARDS FOR 5 POINT CALIBRATION
 QLast Update : Thu Mar 26 15:24:59 2015
 Response via : Initial Calibration

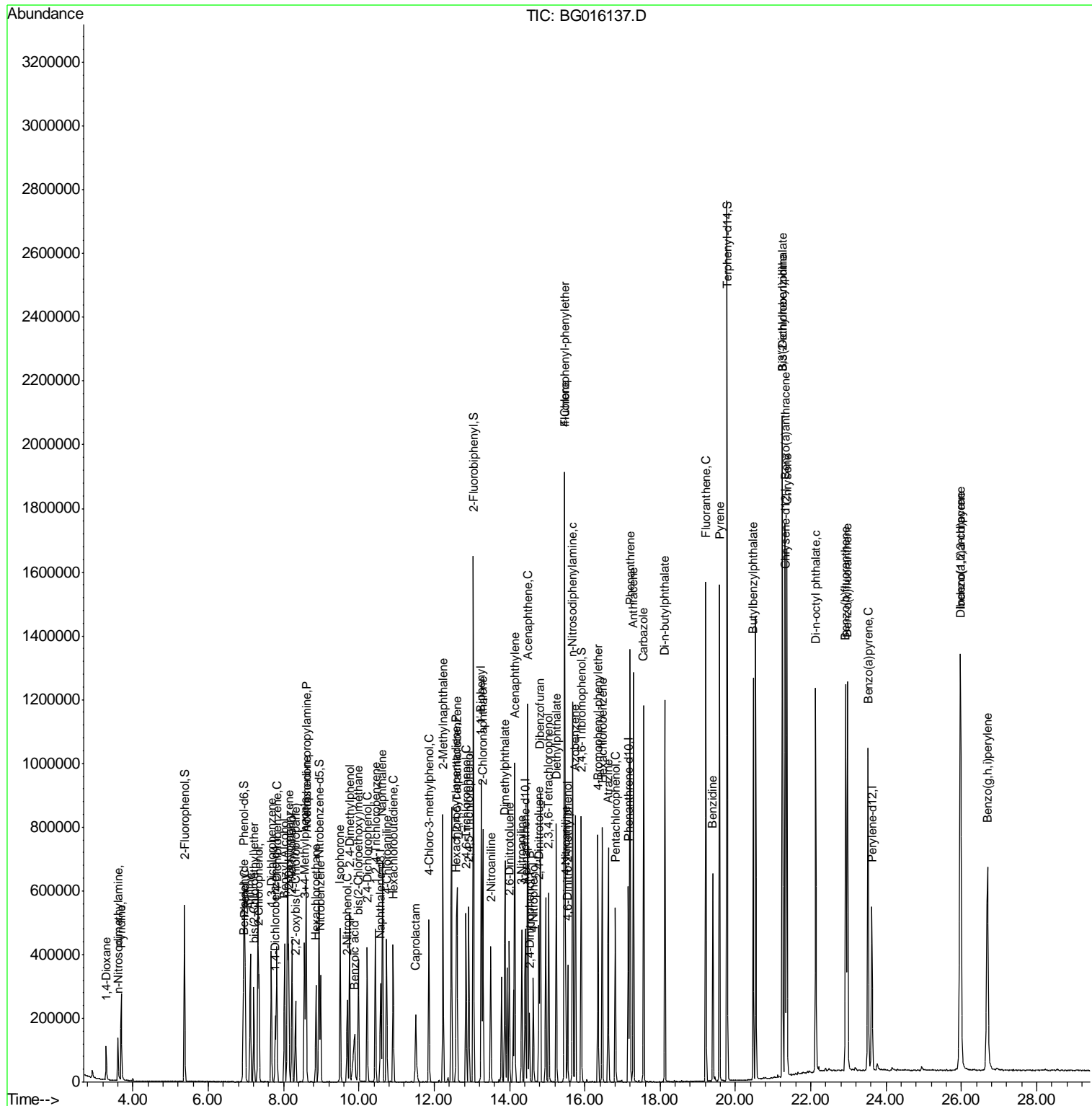
Internal Standards	R.T.	QIon	Response	Conc	Units	Dev(Min)
42) 2,4,6-Trichlorophenol	12.85	196	127988	41.65	ng	95
43) 2,4,5-Trichlorophenol	12.92	196	141184	42.13	ng	98
45) 1,1'-Biphenyl	13.25	154	496890	39.67	ng	99
46) 2-Chloronaphthalene	13.29	162	392383	40.16	ng	98
47) 2-Nitroaniline	13.50	65	108195	38.55	ng	99
48) Acenaphthylene	14.14	152	705490	39.52	ng	99
49) Dimethylphthalate	13.88	163	465842	38.89	ng	99
50) 2,6-Dinitrotoluene	14.00	165	113478	39.95	ng	98
51) Acenaphthene	14.48	154	427102	39.66	ng	100
52) 3-Nitroaniline	14.33	138	139997	40.25	ng	94
53) 2,4-Dinitrophenol	14.53	184	57166	35.97	ng	98
54) Dibenzofuran	14.81	168	596378	39.64	ng	99
55) 4-Nitrophenol	14.63	139	111560	39.59	ng	97
56) 2,4-Dinitrotoluene	14.78	165	155765	40.02	ng	99
57) Fluorene	15.47	166	526936	39.25	ng	99
58) 2,3,4,6-Tetrachlorophenol	15.04	232	122415	40.98	ng	99
59) Diethylphthalate	15.24	149	473097	38.41	ng	100
60) 4-Chlorophenyl-phenylether	15.46	204	232408	39.35	ng	99
61) 4-Nitroaniline	15.49	138	154725	39.31	ng	95
62) Azobenzene	15.75	77	478938	37.75	ng	99
64) 4,6-Dinitro-2-methylphenol	15.54	198	92544	39.55	ng	96
65) n-Nitrosodiphenylamine	15.67	169	449309	40.03	ng	99
66) 4-Bromophenyl-phenylether	16.35	248	143786	39.80	ng	98
67) Hexachlorobenzene	16.47	284	164181	40.44	ng	98
68) Atrazine	16.62	200	130936	39.20	ng	99
69) Pentachlorophenol	16.81	266	97042	41.92	ng	97
70) Phenanthrene	17.20	178	781217	39.55	ng	100
71) Anthracene	17.29	178	777910	39.60	ng	99
72) Carbazole	17.56	167	763832	39.62	ng	100
73) Di-n-butylphthalate	18.12	149	846580	38.84	ng	99
74) Fluoranthene	19.21	202	862955	39.22	ng	99
76) Benzidine	19.40	184	343639	36.84	ng	99
77) Pyrene	19.57	202	894895	40.78	ng	100
79) Butylbenzylphthalate	20.47	149	374117	40.86	ng	97
80) Benzo(a)anthracene	21.32	228	809375	40.09	ng	100
81) 3,3'-Dichlorobenzidine	21.25	252	286153	40.77	ng	99
82) Chrysene	21.36	228	740628	40.04	ng	99
83) Bis(2-ethylhexyl)phthalate	21.24	149	497680	39.59	ng	99
84) Di-n-octyl phthalate	22.13	149	831132	39.21	ng	99
85) Indeno(1,2,3-cd)pyrene	25.97	276	951054	39.99	ng	99
87) Benzo(b)fluoranthene	22.93	252	821074	41.33	ng	99
88) Benzo(k)fluoranthene	22.97	252	758123	39.18	ng	100
89) Benzo(a)pyrene	23.52	252	749036	40.44	ng	99
90) Dibenzo(a,h)anthracene	25.98	278	778538	40.34	ng	99
91) Benzo(g,h,i)perylene	26.69	276	763890	39.93	ng	99

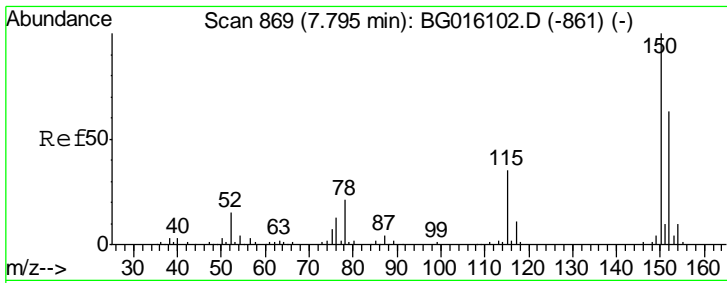
(#) = qualifier out of range (m) = manual integration (+) = signals summed

Data Path : Z:\HPCHEM1\BNA_G\DATA\BG032615\
 Data File : BG016137.D
 Acq On : 26 Mar 2015 13:23
 Operator : TP/IZ
 Sample : SSTDCCC040
 Misc :
 ALS Vial : 2 Sample Multiplier: 1

Instrument :
 BNA_G
 Client Sampled :
 SSTDCCC040

Quant Time: Mar 27 03:31:11 2015
 Quant Method : Z:\HPCHEM1\BNA_G\METHODS\8270-BG032515.M
 Quant Title : ASP BNA STANDARDS FOR 5 POINT CALIBRATION
 QLast Update : Thu Mar 26 15:24:59 2015
 Response via : Initial Calibration

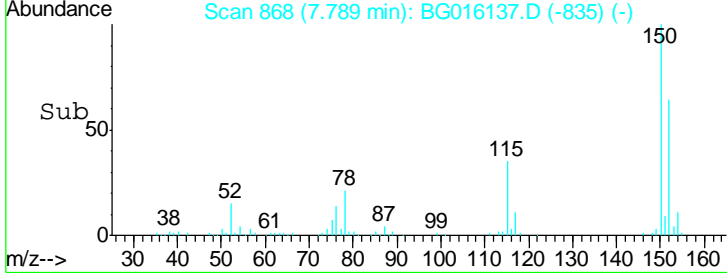
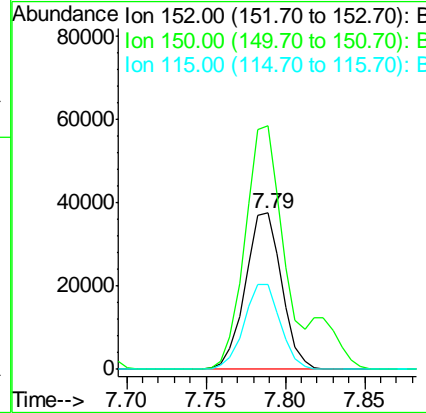
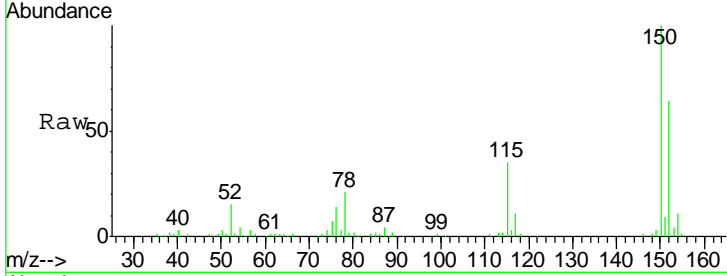




#1
 1,4-Dichlorobenzene-d4
 Concen: 20.00 ng
 RT: 7.79 min Scan# 868
 Delta R.T. -0.01 min
 Lab File: BG016137.D
 Acq: 26 Mar 2015 13:23

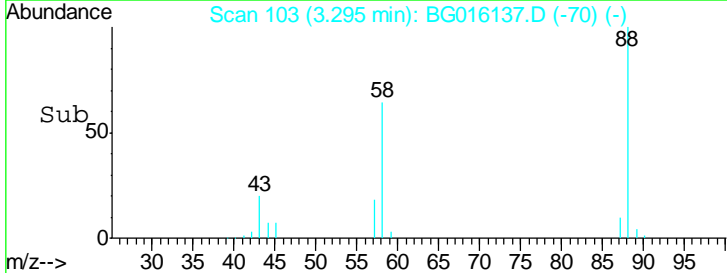
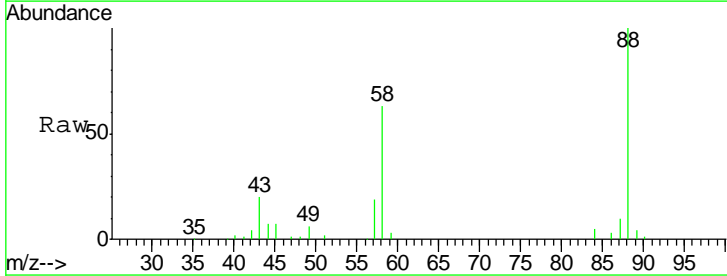
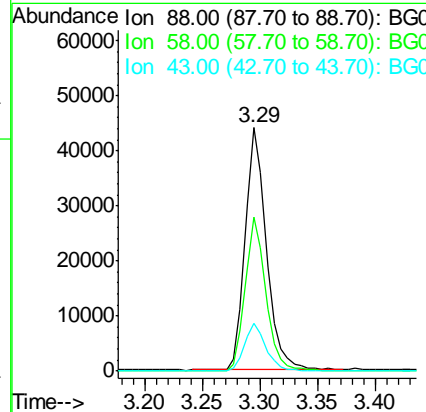
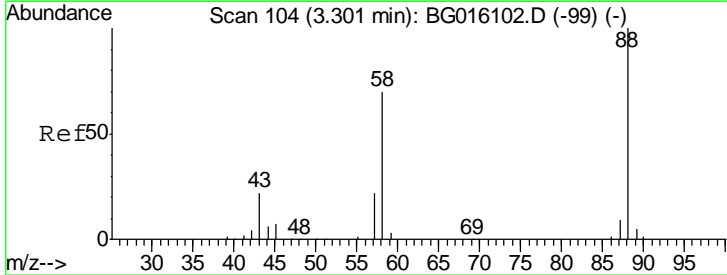
Instrument :
 BNA_G
 ClientSampled :
 SSTDCCC040

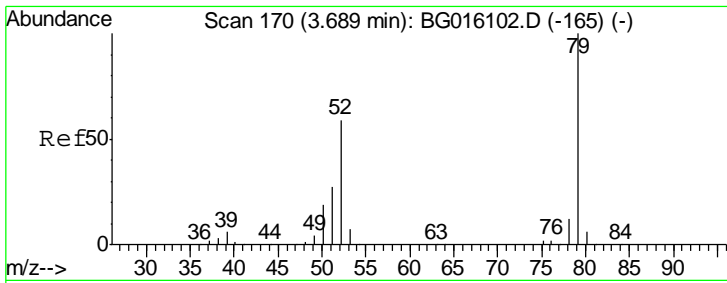
Tgt Ion	Resp	Lower	Upper
152	59920		
150	155.8	126.1	189.1
115	54.4	43.7	65.5



#2
 1,4-Dioxane
 Concen: 38.76 ng
 RT: 3.29 min Scan# 103
 Delta R.T. -0.01 min
 Lab File: BG016137.D
 Acq: 26 Mar 2015 13:23

Tgt Ion	Resp	Lower	Upper
88	56038		
58	62.3	54.2	81.4
43	20.0	17.4	26.2

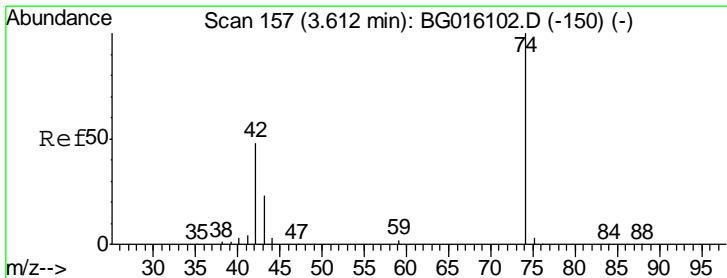
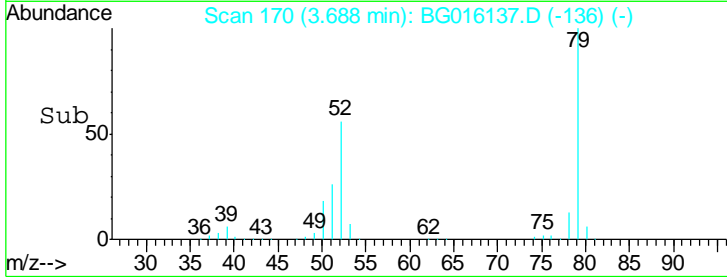
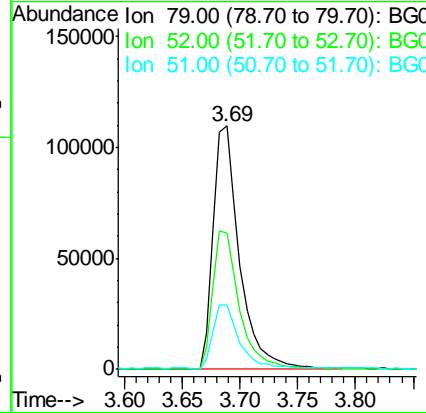
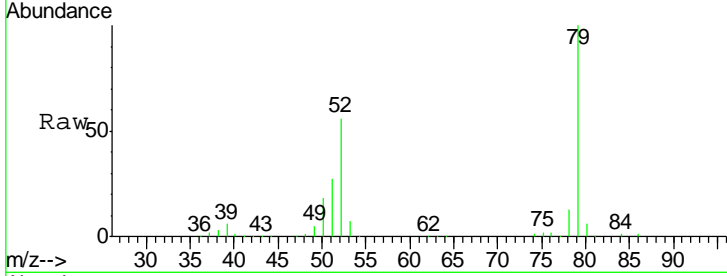




#3
 Pyridine
 Concen: 38.76 ng
 RT: 3.69 min Scan# 170
 Delta R.T. -0.00 min
 Lab File: BG016137.D
 Acq: 26 Mar 2015 13:23

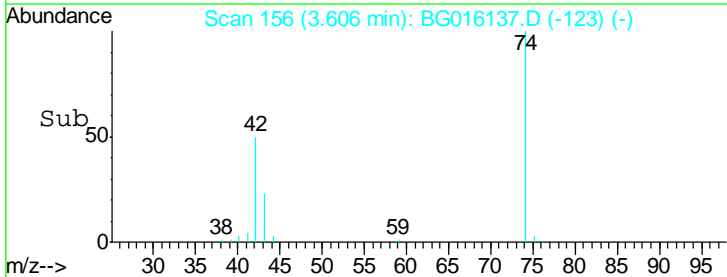
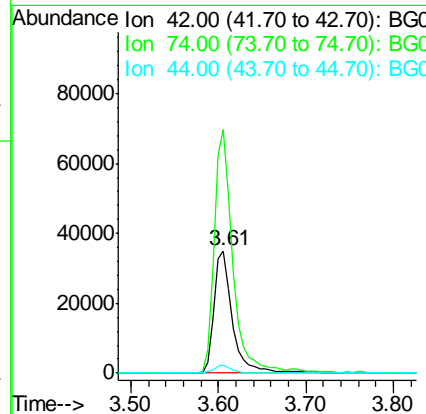
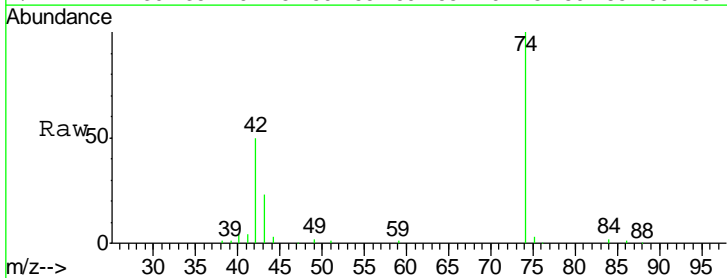
Instrument :
 BNA_G
 ClientSampled :
 SSTDCCC040

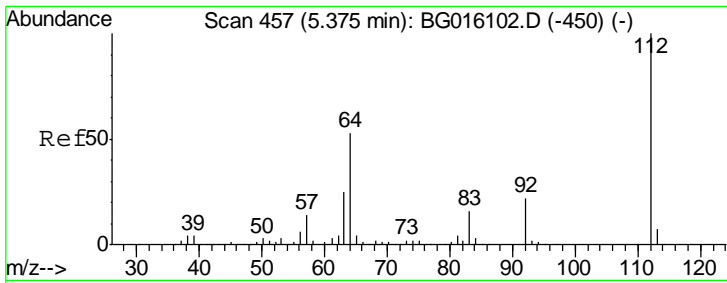
Tgt Ion	Resp	Lower	Upper
79	175183		
52	55.8	47.0	70.4
51	26.5	21.9	32.9



#4
 n-Nitrosodimethylamine
 Concen: 38.75 ng
 RT: 3.61 min Scan# 156
 Delta R.T. -0.01 min
 Lab File: BG016137.D
 Acq: 26 Mar 2015 13:23

Tgt Ion	Resp	Lower	Upper
42	51532		
74	199.6	165.3	247.9
44	6.8	5.3	7.9

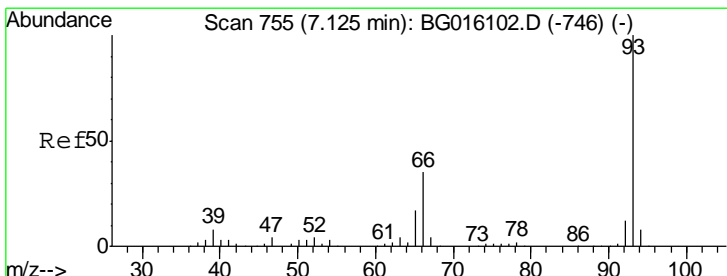
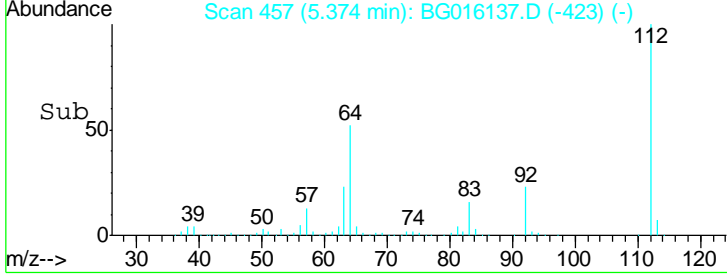
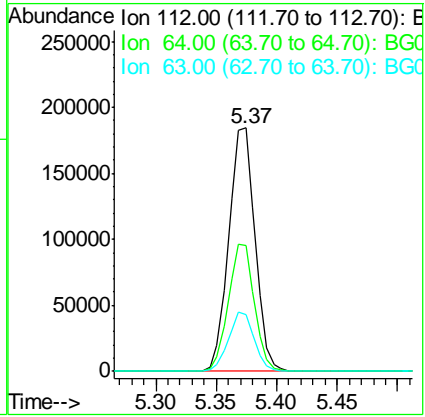
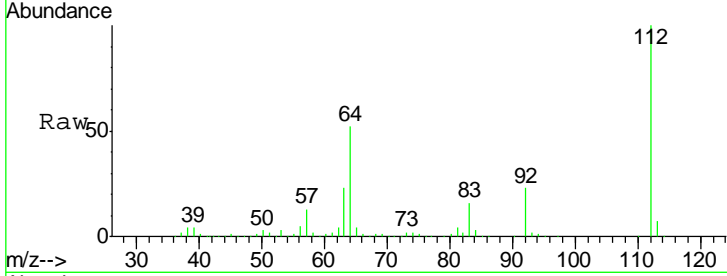




#5
 2-Fluorophenol
 Concen: 78.21 ng
 RT: 5.37 min Scan# 457
 Delta R.T. 0.00 min
 Lab File: BG016137.D
 Acq: 26 Mar 2015 13:23

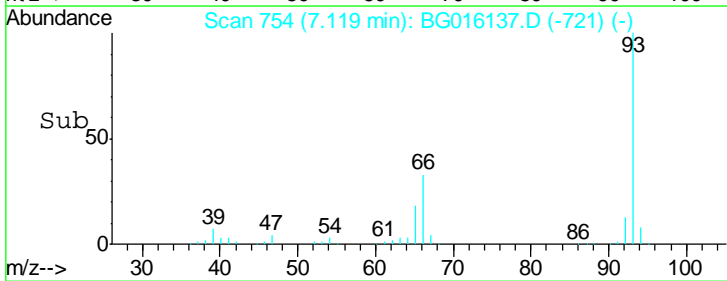
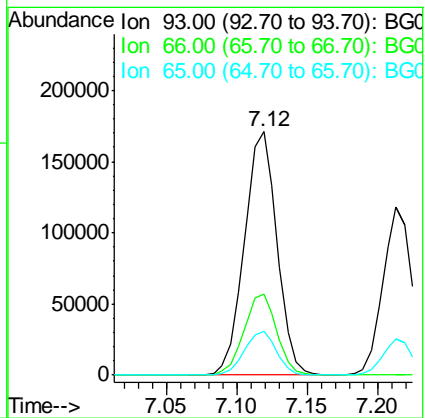
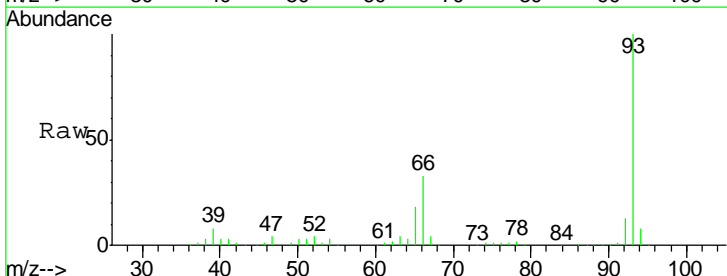
Instrument :
 BNA_G
ClientSampleID :
 SSTDCCC040

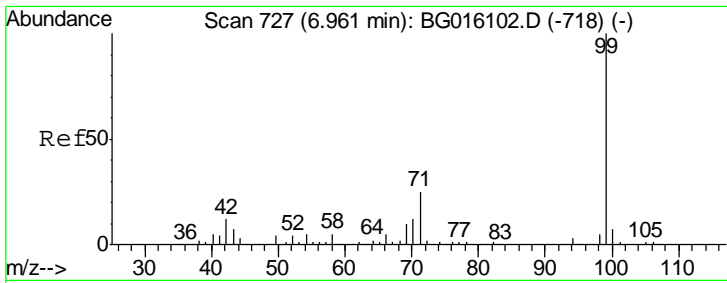
Tgt Ion	Resp	Lower	Upper
112	100		
64	51.7	42.6	64.0
63	23.2	19.9	29.9



#6
 Aniline
 Concen: 38.91 ng
 RT: 7.12 min Scan# 754
 Delta R.T. -0.01 min
 Lab File: BG016137.D
 Acq: 26 Mar 2015 13:23

Tgt Ion	Resp	Lower	Upper
93	100		
66	33.5	27.8	41.6
65	18.0	13.9	20.9

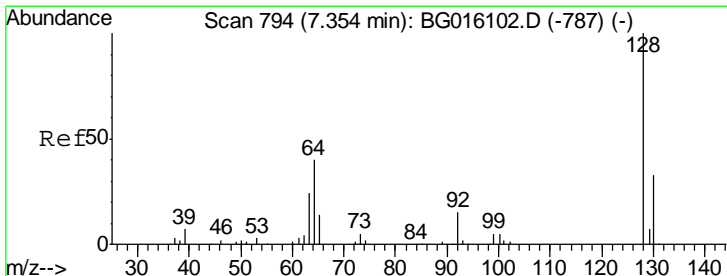
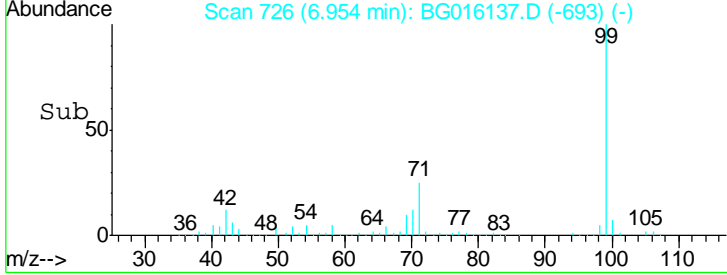
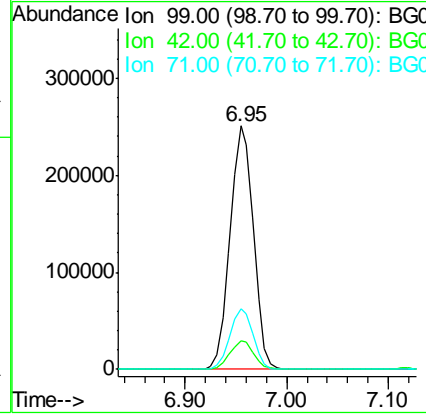
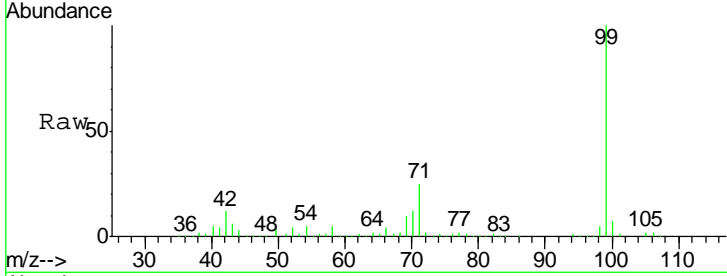




#7
 Phenol-d6
 Concen: 80.27 ng
 RT: 6.95 min Scan# 726
 Delta R.T. -0.01 min
 Lab File: BG016137.D
 Acq: 26 Mar 2015 13:23

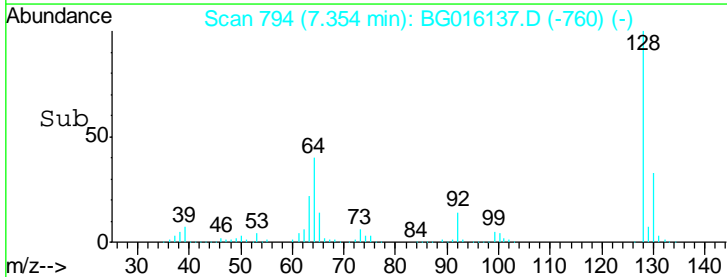
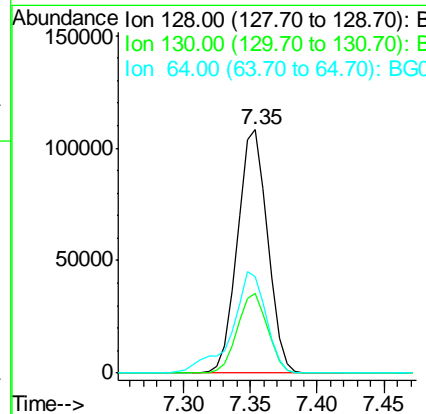
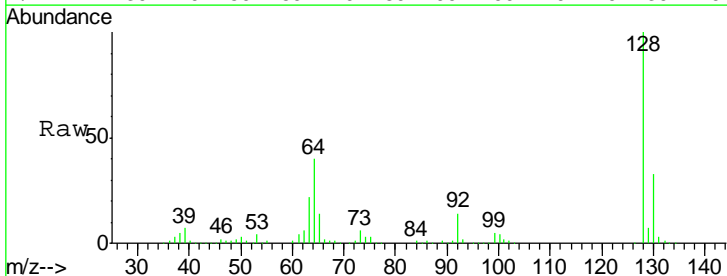
Instrument :
 BNA_G
ClientSampled :
 SSTDCCC040

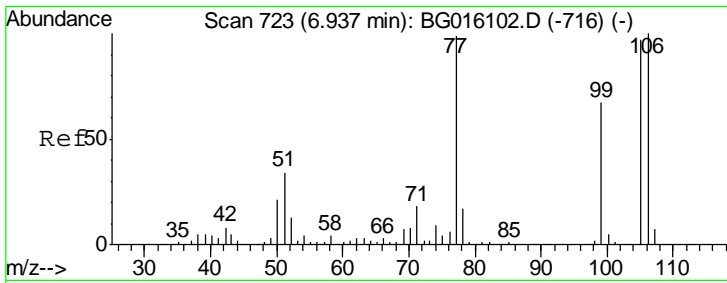
Tgt Ion	Resp	Lower	Upper
99	400002		
42	11.6	9.4	14.0
71	24.7	19.9	29.9



#8
 2-Chlorophenol
 Concen: 39.84 ng
 RT: 7.35 min Scan# 794
 Delta R.T. -0.00 min
 Lab File: BG016137.D
 Acq: 26 Mar 2015 13:23

Tgt Ion	Resp	Lower	Upper
128	169246		
130	32.8	12.5	52.5
64	39.6	23.4	63.4

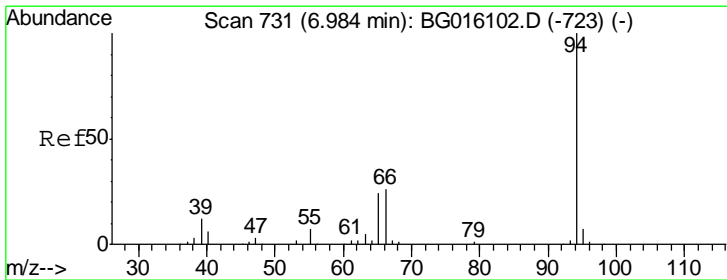
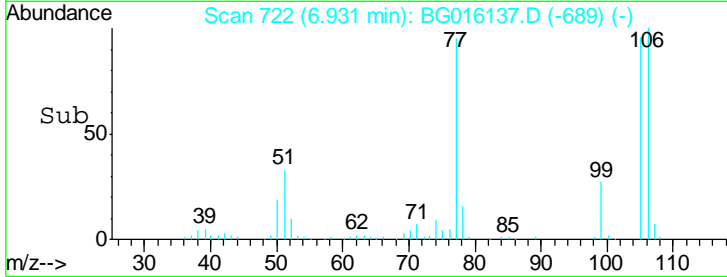
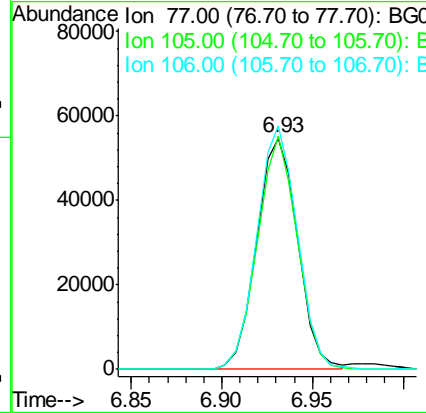
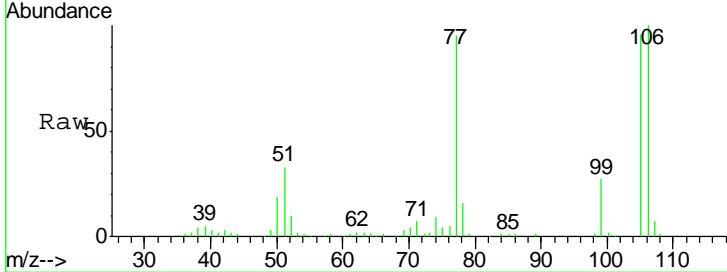




#9
Benzaldehyde
Concen: 41.31 ng
RT: 6.93 min Scan# 722
Delta R.T. -0.01 min
Lab File: BG016137.D
Acq: 26 Mar 2015 13:23

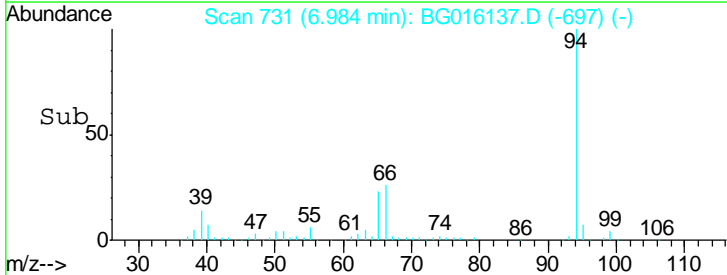
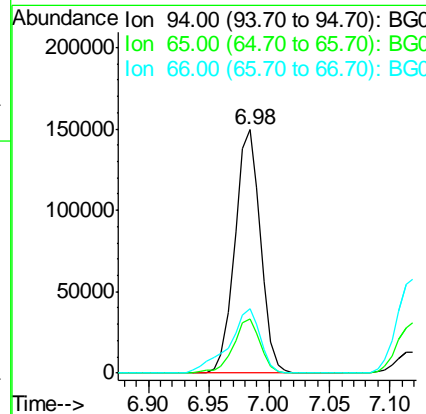
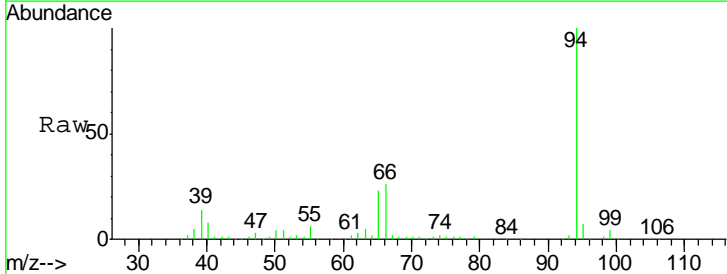
Instrument :
BNA_G
ClientSampleId :
SSTDCCC040

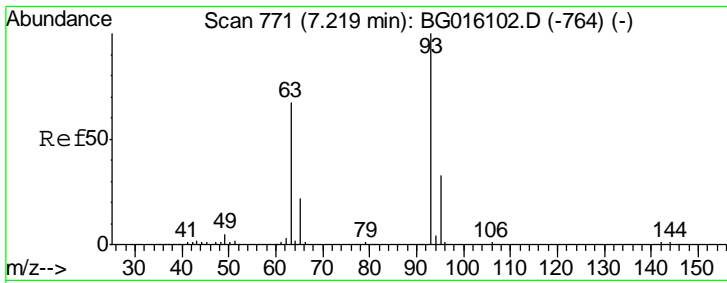
Tgt Ion	Resp	Lower	Upper
77	100		
105	101.0	78.1	118.1
106	105.3	81.0	121.0



#10
Phenol
Concen: 40.21 ng
RT: 6.98 min Scan# 731
Delta R.T. -0.00 min
Lab File: BG016137.D
Acq: 26 Mar 2015 13:23

Tgt Ion	Resp	Lower	Upper
94	100		
65	22.5	4.0	44.0
66	26.4	7.4	47.4

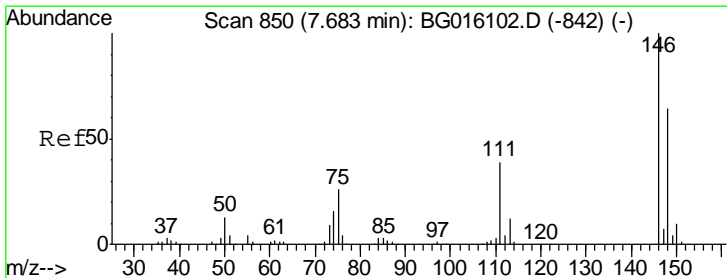
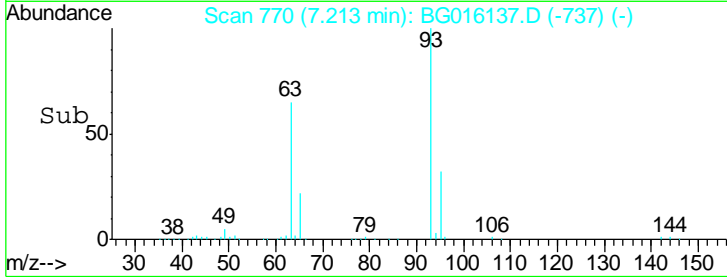
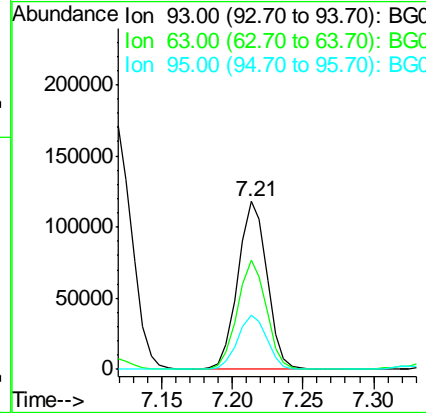
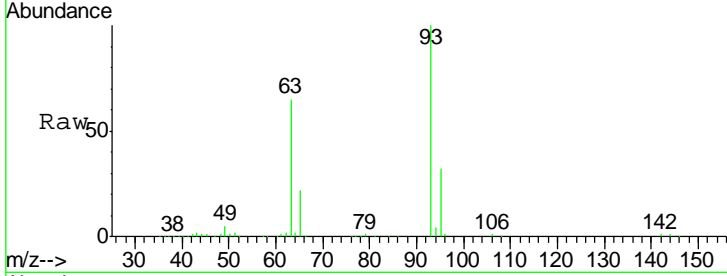




#11
 bis(2-Chloroethyl)ether
 Concen: 38.22 ng
 RT: 7.21 min Scan# 770
 Delta R.T. -0.01 min
 Lab File: BG016137.D
 Acq: 26 Mar 2015 13:23

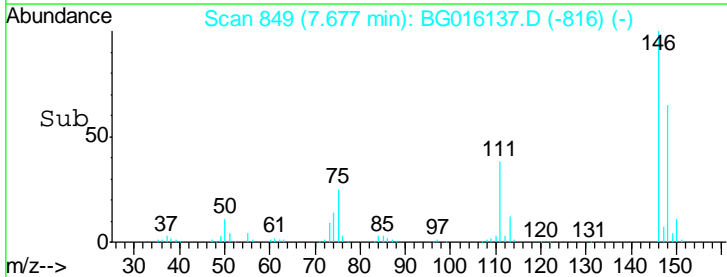
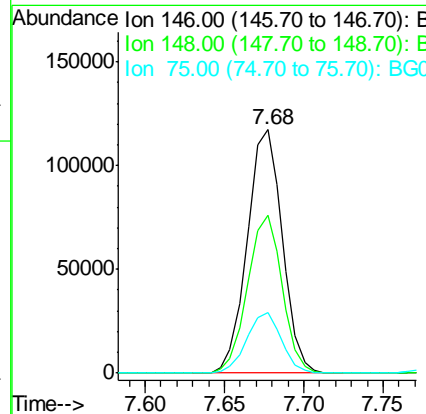
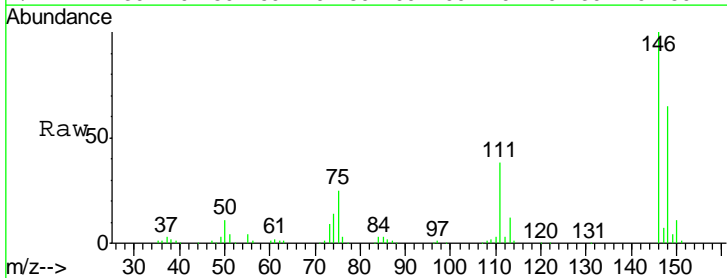
Instrument :
 BNA_G
 ClientSampleId :
 SSTDCCC040

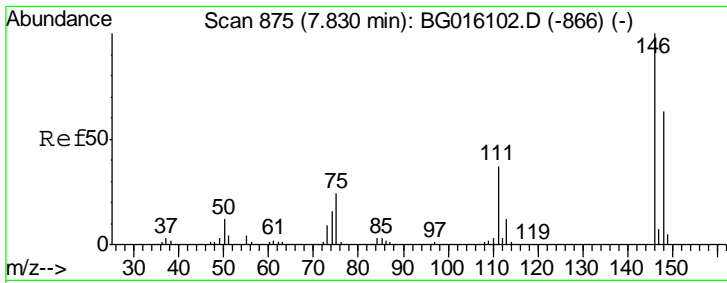
Tgt Ion	Resp	Lower	Upper
93	169755		
63	64.8	46.5	86.5
95	31.9	12.5	52.5



#12
 1,3-Dichlorobenzene
 Concen: 39.19 ng
 RT: 7.68 min Scan# 849
 Delta R.T. -0.01 min
 Lab File: BG016137.D
 Acq: 26 Mar 2015 13:23

Tgt Ion	Resp	Lower	Upper
146	179922		
148	64.8	51.2	76.8
75	24.9	20.5	30.7

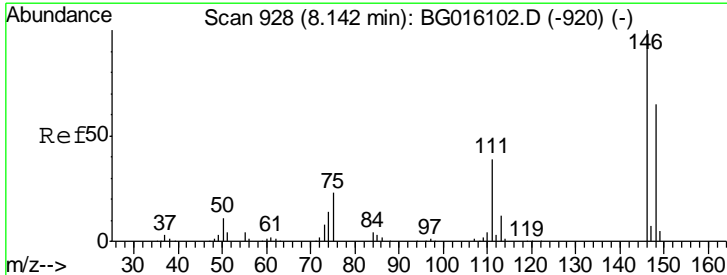
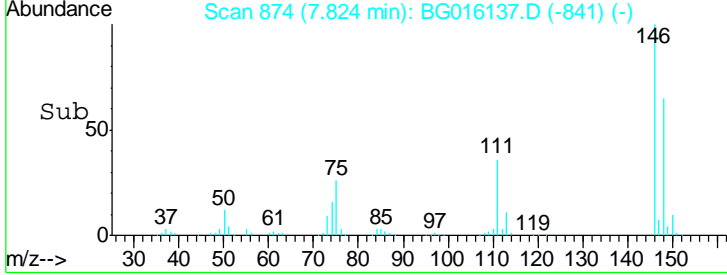
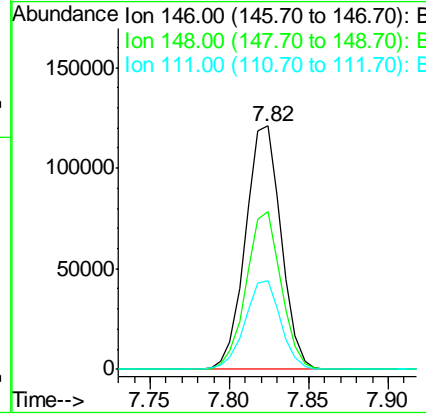
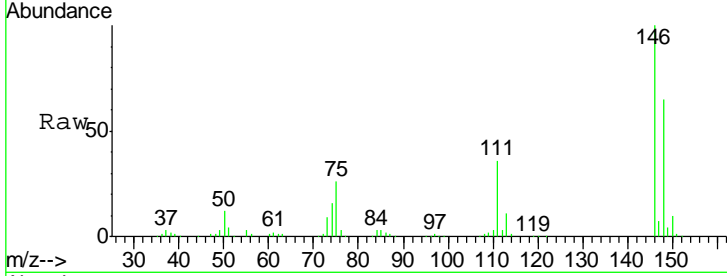




#13
 1,4-Dichlorobenzene
 Concen: 39.55 ng
 RT: 7.82 min Scan# 874
 Delta R.T. -0.01 min
 Lab File: BG016137.D
 Acq: 26 Mar 2015 13:23

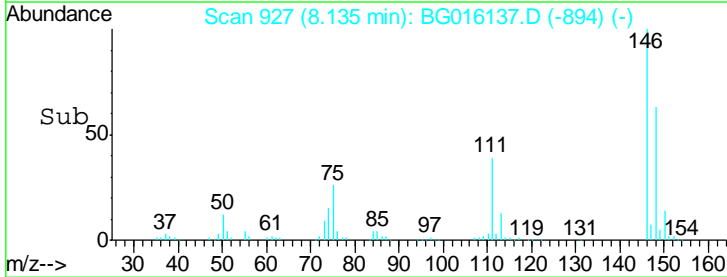
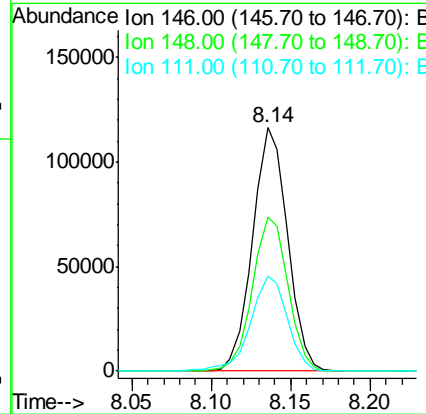
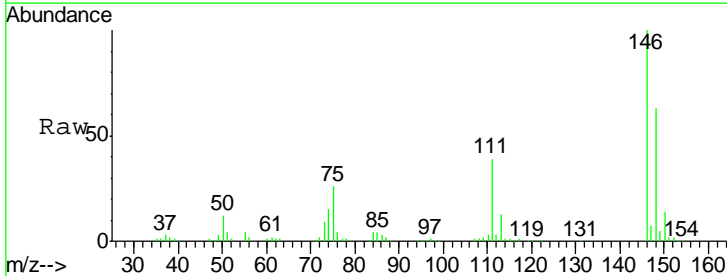
Instrument :
 BNA_G
 ClientSampleId :
 SSTDCCC040

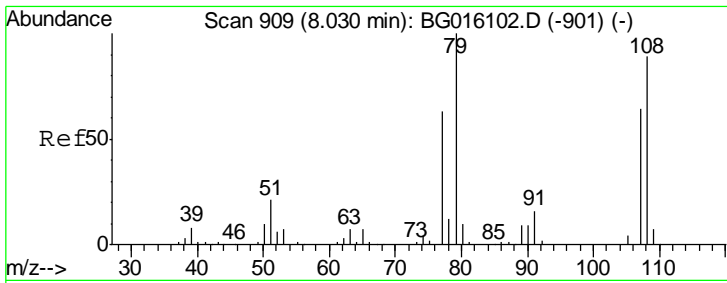
Tgt Ion	Resp	Lower	Upper
146	188350		
148	64.7	50.3	75.5
111	36.5	29.5	44.3



#14
 1,2-Dichlorobenzene
 Concen: 39.53 ng
 RT: 8.14 min Scan# 927
 Delta R.T. -0.01 min
 Lab File: BG016137.D
 Acq: 26 Mar 2015 13:23

Tgt Ion	Resp	Lower	Upper
146	177980		
148	63.3	51.8	77.8
111	39.0	31.4	47.2

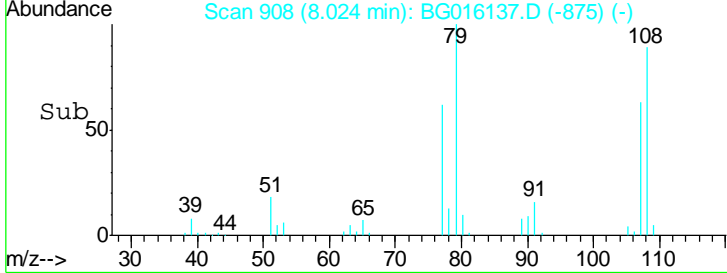
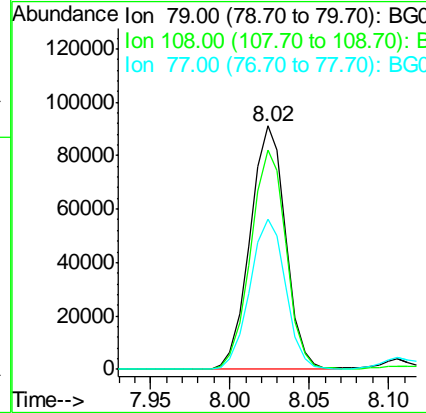
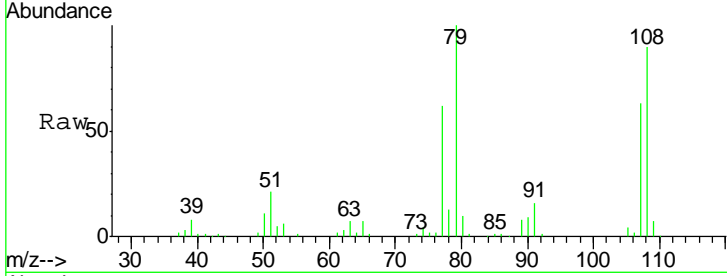




#15
 Benzyl Alcohol
 Concen: 38.56 ng
 RT: 8.02 min Scan# 908
 Delta R.T. -0.01 min
 Lab File: BG016137.D
 Acq: 26 Mar 2015 13:23

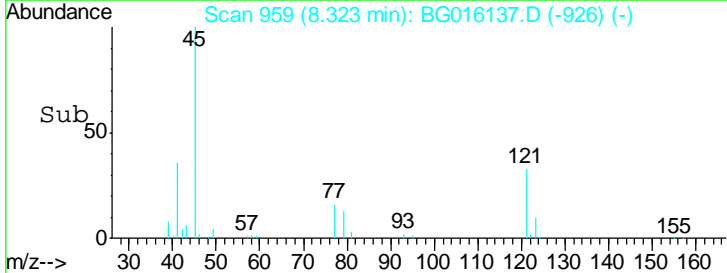
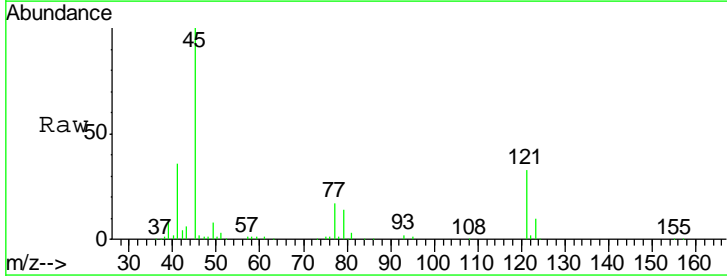
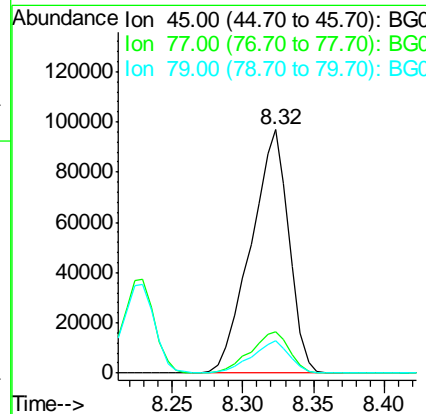
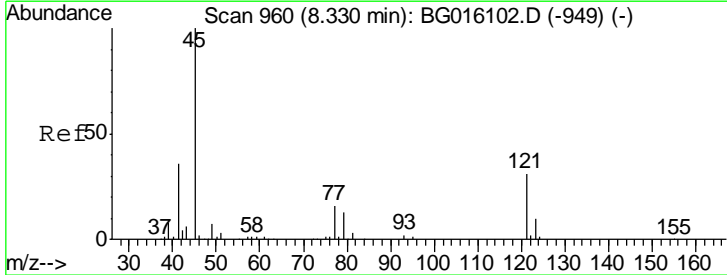
Instrument :
 BNA_G
 ClientSampleId :
 SSTDCCC040

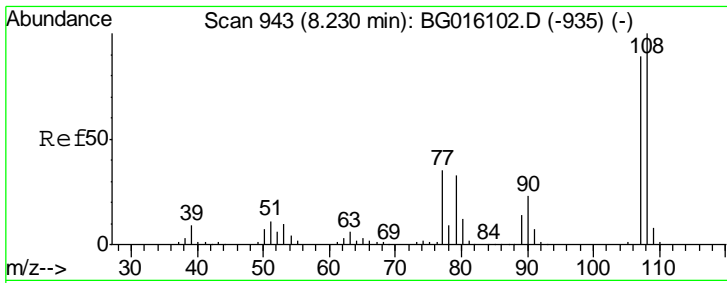
Tgt Ion	Resp	Lower	Upper
79	142011		
108	89.9	71.4	107.0
77	61.5	50.1	75.1



#16
 2,2'-oxybis(1-Chloropropane)
 Concen: 36.56 ng
 RT: 8.32 min Scan# 959
 Delta R.T. -0.01 min
 Lab File: BG016137.D
 Acq: 26 Mar 2015 13:23

Tgt Ion	Resp	Lower	Upper
45	182525		
77	17.1	0.0	36.3
79	13.5	0.0	33.3

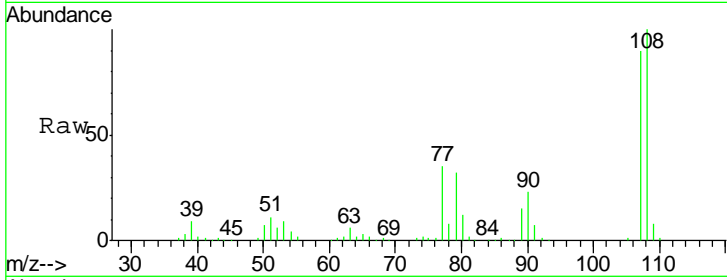




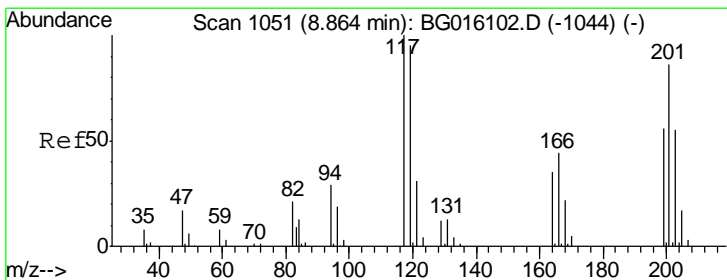
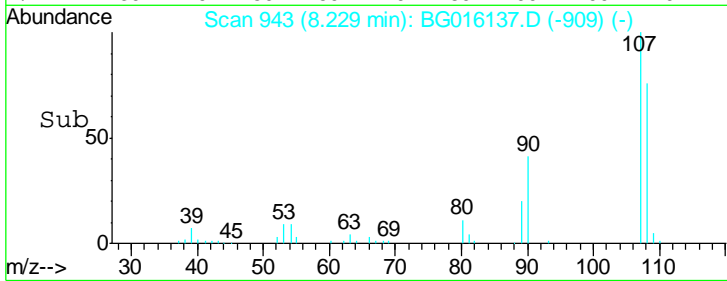
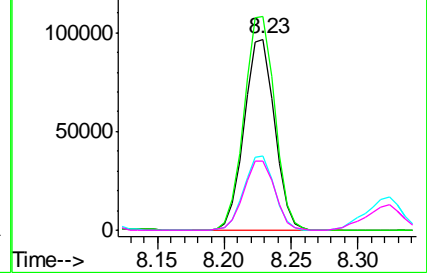
#17
 2-Methylphenol
 Concen: 39.34 ng
 RT: 8.23 min Scan# 943
 Delta R.T. -0.00 min
 Lab File: BG016137.D
 Acq: 26 Mar 2015 13:23

Instrument :
 BNA_G
 ClientSampleId :
 SSTDCCC040

Tgt Ion	Resp	Lower	Upper
107	100		
108	111.7	89.4	134.2
77	38.6	31.4	47.2
79	36.3	29.8	44.8

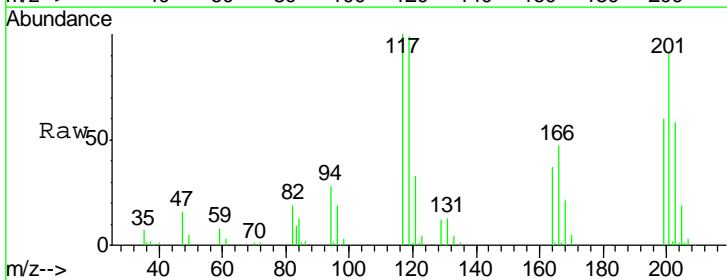


Abundance
 Ion 107.00 (106.70 to 107.70): E
 Ion 108.00 (107.70 to 108.70): E
 Ion 77.00 (76.70 to 77.70): BGC
 Ion 79.00 (78.70 to 79.70): BGC

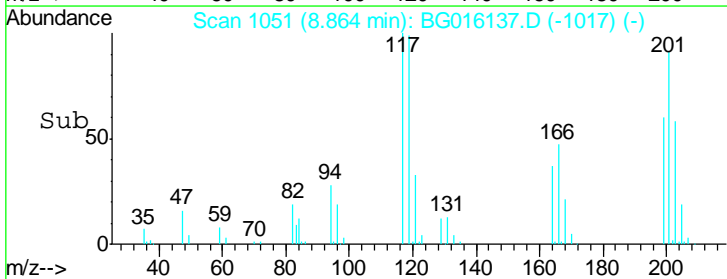
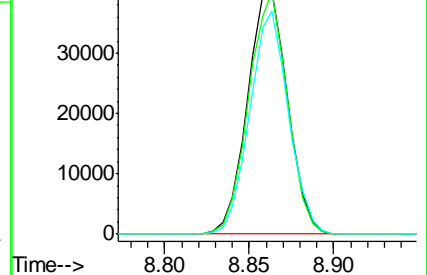


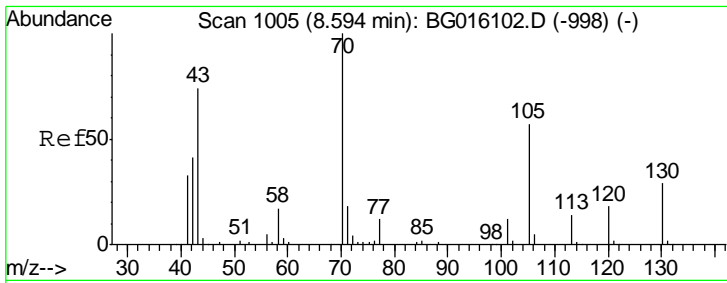
#18
 Hexachloroethane
 Concen: 38.93 ng
 RT: 8.86 min Scan# 1051
 Delta R.T. -0.00 min
 Lab File: BG016137.D
 Acq: 26 Mar 2015 13:23

Tgt Ion	Resp	Lower	Upper
117	100		
119	99.4	76.4	114.6
201	91.4	68.6	102.8



Abundance
 Ion 117.00 (116.70 to 117.70): E
 Ion 119.00 (118.70 to 119.70): E
 Ion 201.00 (200.70 to 201.70): E

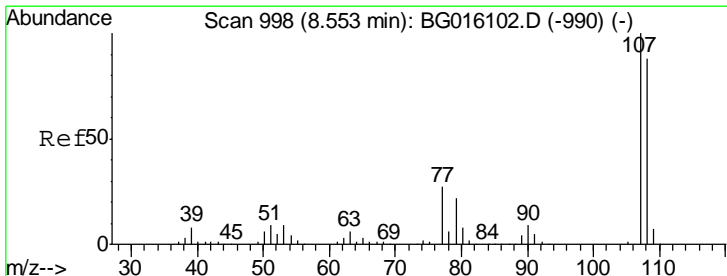
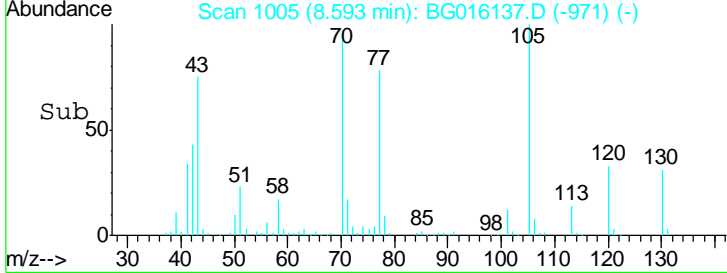
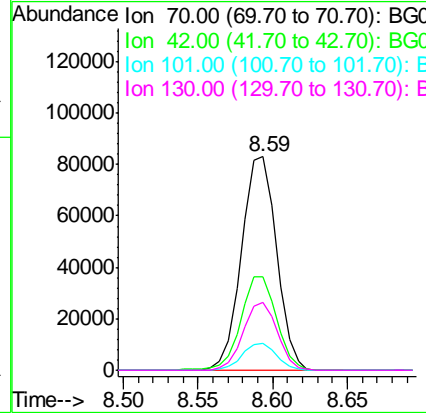
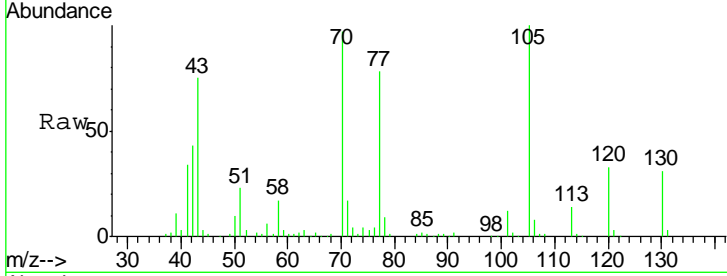




#19
 n-Nitroso-di-n-propylamine
 Concen: 37.14 ng
 RT: 8.59 min Scan# 1005
 Delta R.T. -0.00 min
 Lab File: BG016137.D
 Acq: 26 Mar 2015 13:23

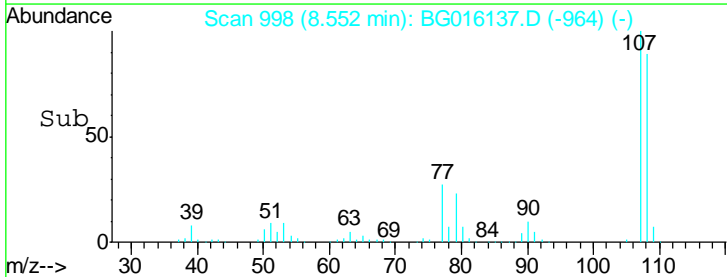
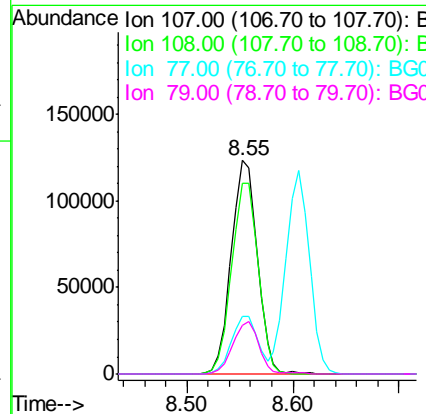
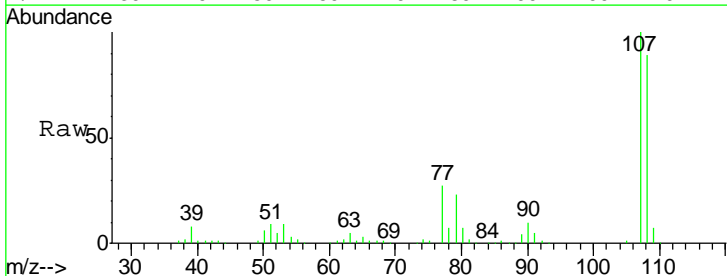
Instrument :
 BNA_G
 ClientSampleId :
 SSTDCCC040

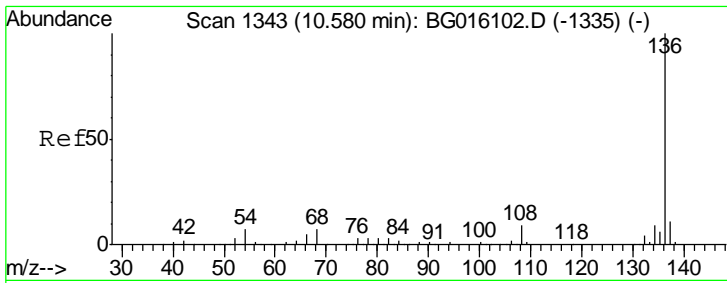
Tgt Ion	Resp	Lower	Upper
70	135581		
42	43.8	33.4	50.2
101	12.3	9.6	14.4
130	31.9	23.3	34.9



#20
 3+4-Methylphenols
 Concen: 40.23 ng
 RT: 8.55 min Scan# 998
 Delta R.T. -0.00 min
 Lab File: BG016137.D
 Acq: 26 Mar 2015 13:23

Tgt Ion	Resp	Lower	Upper
107	210776		
108	89.3	68.4	108.4
77	26.8	6.9	46.9
79	22.9	2.3	42.3



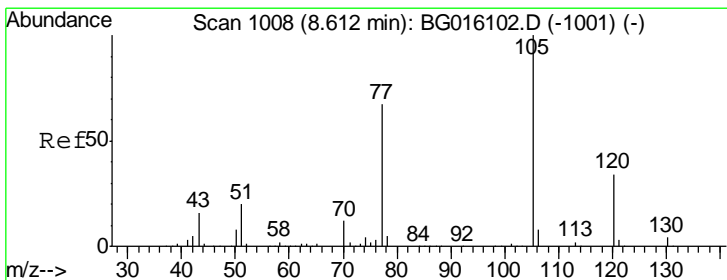
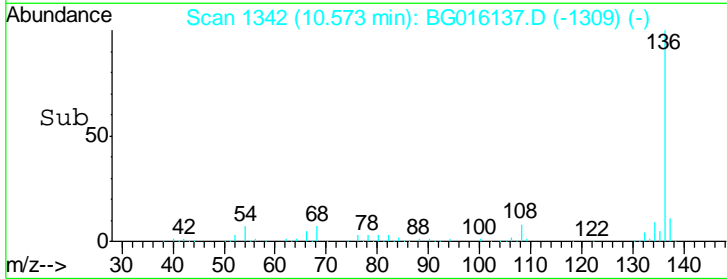
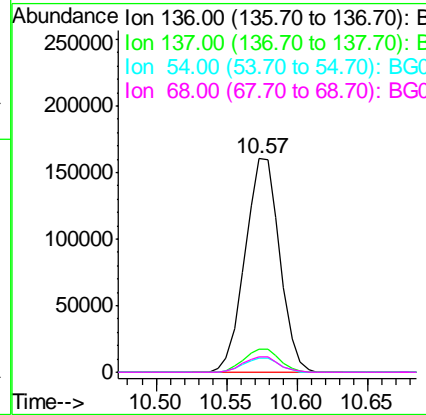
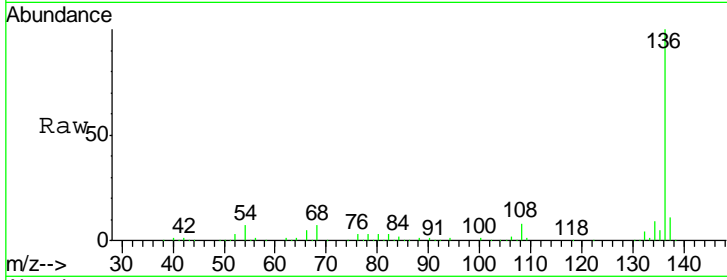


#21
 Naphthalene-d8
 Concen: 20.00 ng
 RT: 10.57 min Scan# 1342
 Delta R.T. -0.01 min
 Lab File: BG016137.D
 Acq: 26 Mar 2015 13:23

Instrument :
 BNA_G
 ClientSampleId :
 SSTDCCC040

Tgt Ion:136 Resp: 275442

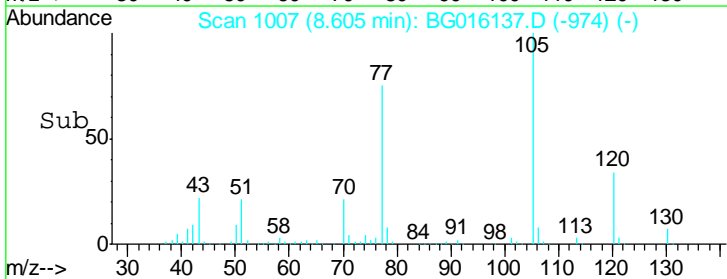
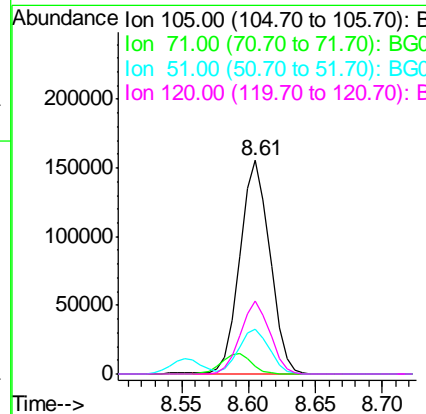
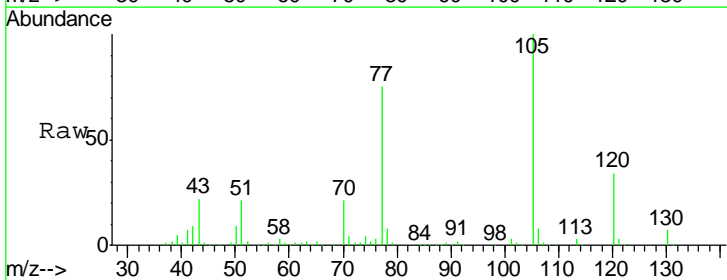
Ion	Ratio	Lower	Upper
136	100		
137	10.7	9.0	13.4
54	6.5	5.5	8.3
68	7.1	6.0	9.0

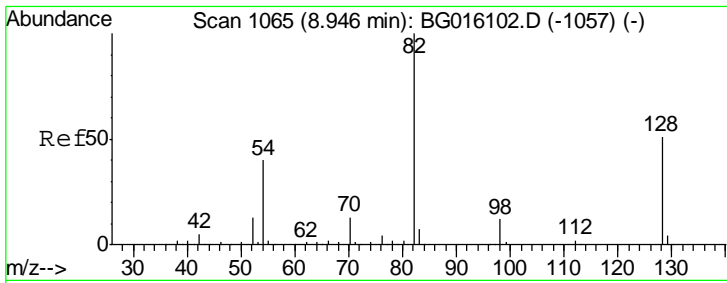


#22
 Acetophenone
 Concen: 39.14 ng
 RT: 8.61 min Scan# 1007
 Delta R.T. -0.01 min
 Lab File: BG016137.D
 Acq: 26 Mar 2015 13:23

Tgt Ion:105 Resp: 242497

Ion	Ratio	Lower	Upper
105	100		
71	3.5	2.2	3.2#
51	21.1	17.9	26.9
120	34.3	27.0	40.4

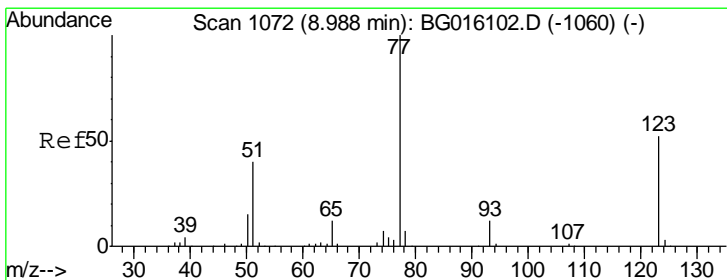
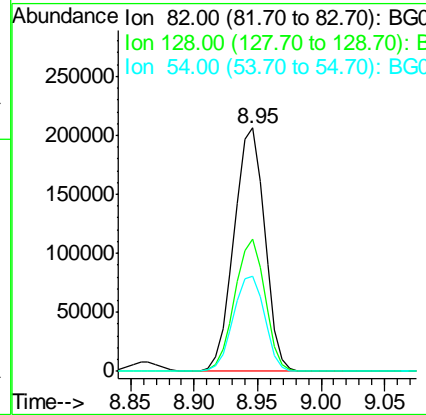
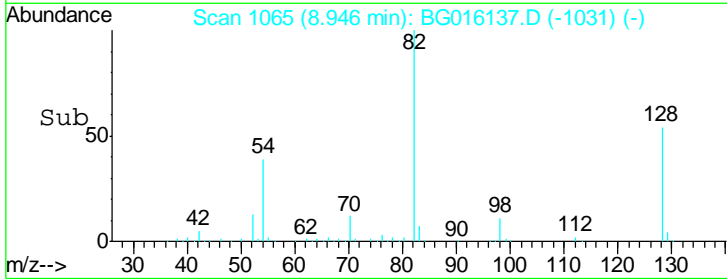
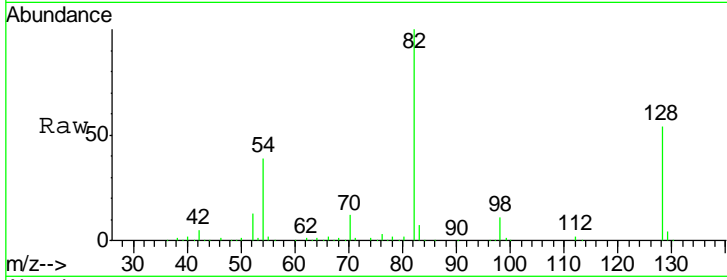




#23
 Nitrobenzene-d5
 Concen: 77.79 ng
 RT: 8.95 min Scan# 1065
 Delta R.T. -0.00 min
 Lab File: BG016137.D
 Acq: 26 Mar 2015 13:23

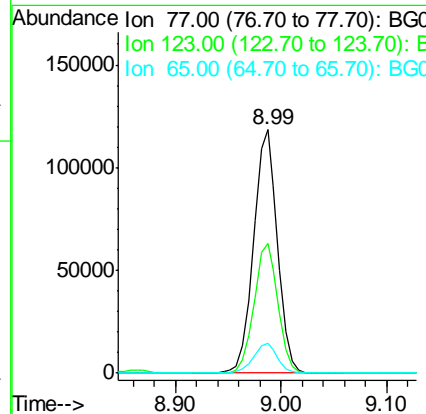
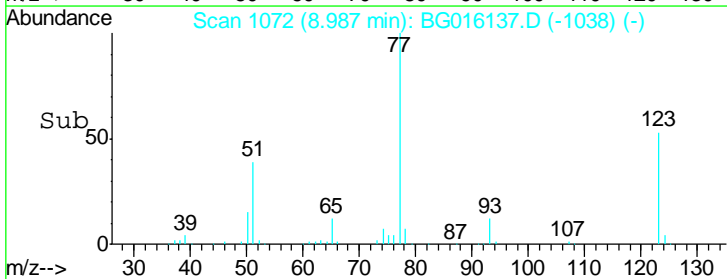
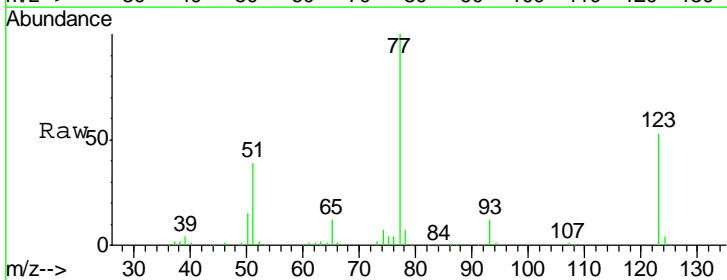
Instrument :
 BNA_G
 ClientSampled :
 SSTDCCC040

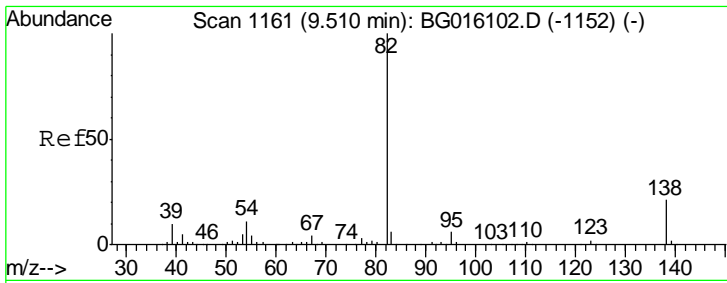
Tgt Ion	Resp	Lower	Upper
82	345563		
128	54.2	40.4	60.6
54	39.2	32.1	48.1



#24
 Nitrobenzene
 Concen: 38.79 ng
 RT: 8.99 min Scan# 1072
 Delta R.T. -0.00 min
 Lab File: BG016137.D
 Acq: 26 Mar 2015 13:23

Tgt Ion	Resp	Lower	Upper
77	185534		
123	53.3	41.4	62.0
65	12.3	9.7	14.5

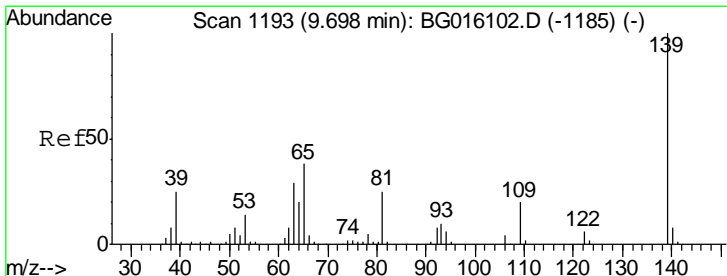
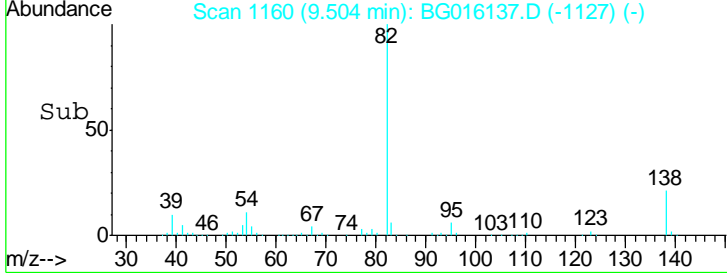
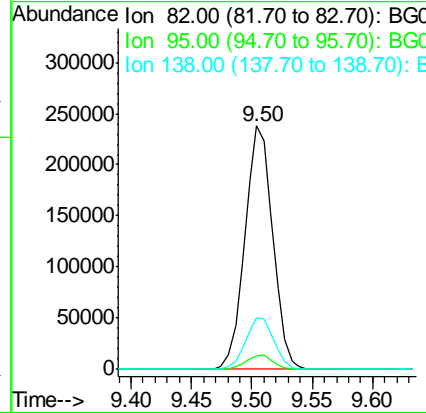
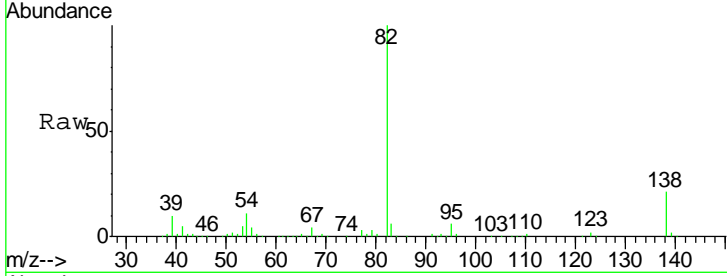




#25
 Isophorone
 Concen: 37.93 ng
 RT: 9.50 min Scan# 1160
 Delta R.T. -0.01 min
 Lab File: BG016137.D
 Acq: 26 Mar 2015 13:23

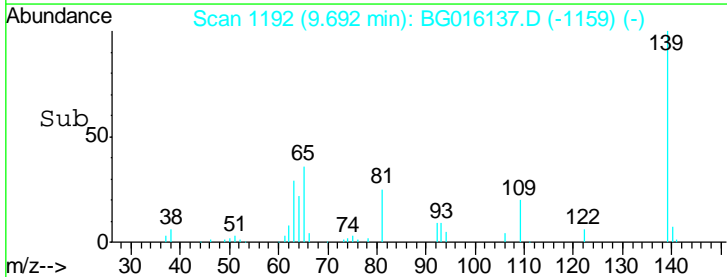
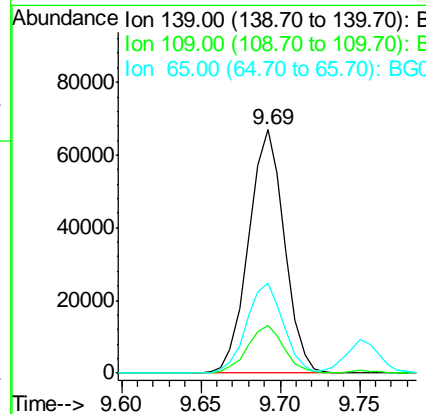
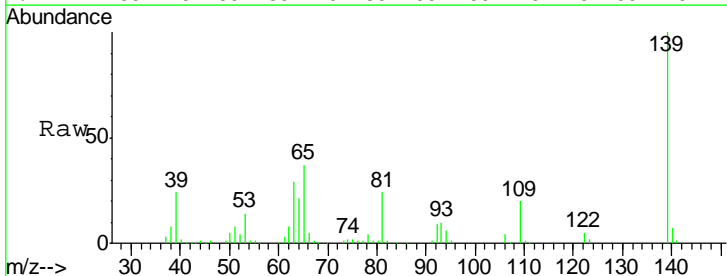
Instrument :
 BNA_G
 ClientSampleId :
 SSTDCCC040

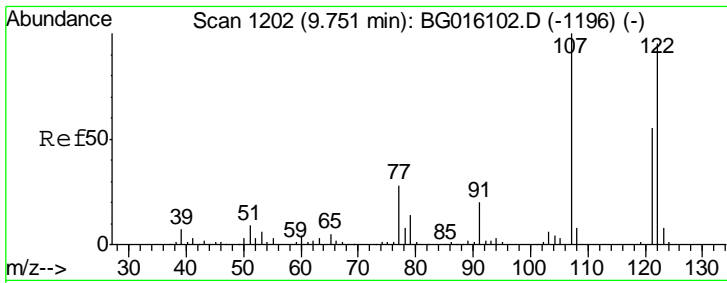
Tgt Ion	Resp	Lower	Upper
82	100		
95	5.7	4.6	6.8
138	21.4	17.1	25.7



#26
 2-Nitrophenol
 Concen: 40.38 ng
 RT: 9.69 min Scan# 1192
 Delta R.T. -0.01 min
 Lab File: BG016137.D
 Acq: 26 Mar 2015 13:23

Tgt Ion	Resp	Lower	Upper
139	100		
109	19.5	15.7	23.5
65	37.0	30.1	45.1

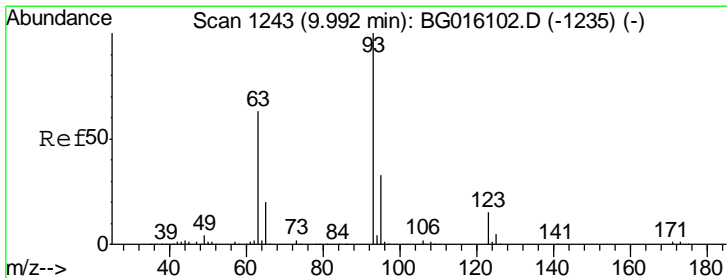
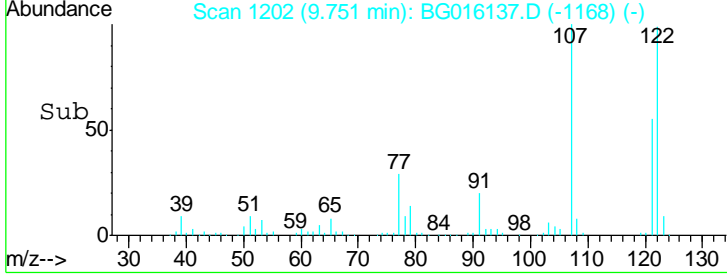
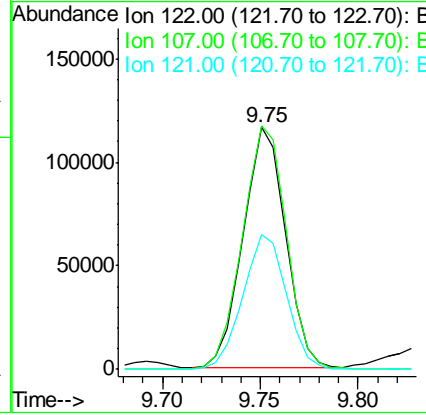
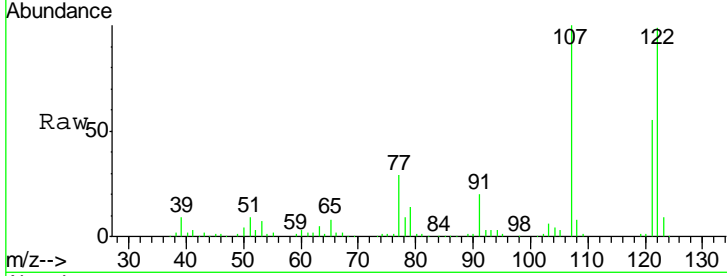




#27
 2,4-Dimethylphenol
 Concen: 40.43 ng
 RT: 9.75 min Scan# 1202
 Delta R.T. -0.00 min
 Lab File: BG016137.D
 Acq: 26 Mar 2015 13:23

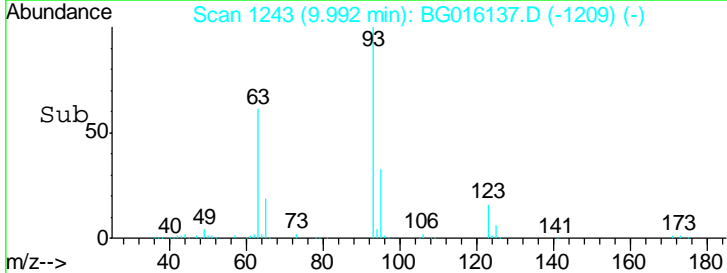
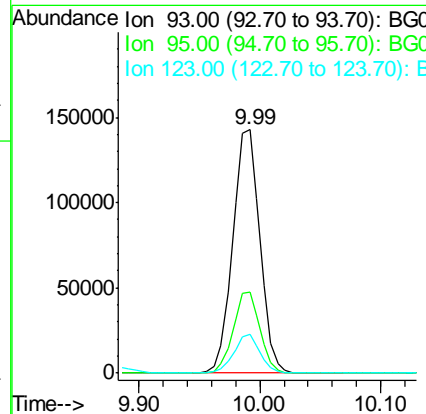
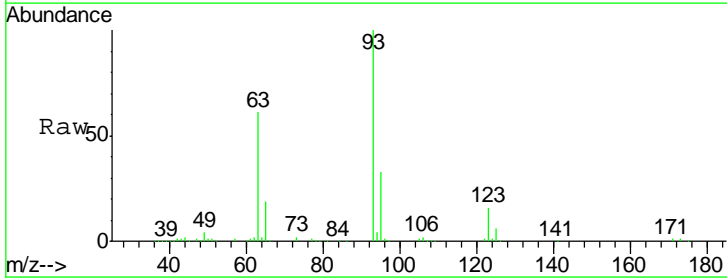
Instrument :
 BNA_G
 ClientSampleId :
 SSTDCCC040

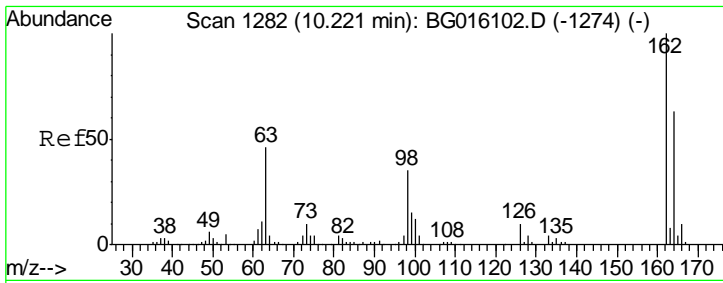
Tgt Ion	Resp	Lower	Upper
122	175640		
107	100.7	83.6	125.4
121	55.6	45.6	68.4



#28
 bis(2-Chloroethoxy)methane
 Concen: 38.45 ng
 RT: 9.99 min Scan# 1243
 Delta R.T. -0.00 min
 Lab File: BG016137.D
 Acq: 26 Mar 2015 13:23

Tgt Ion	Resp	Lower	Upper
93	222512		
95	33.5	26.4	39.6
123	15.9	12.3	18.5

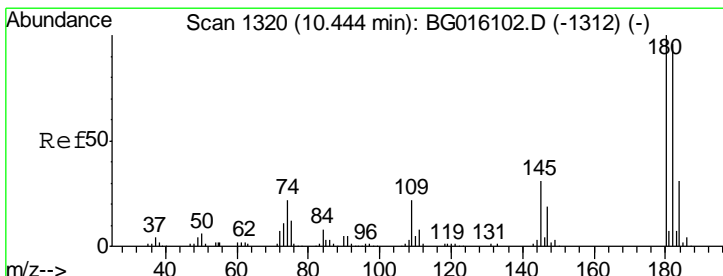
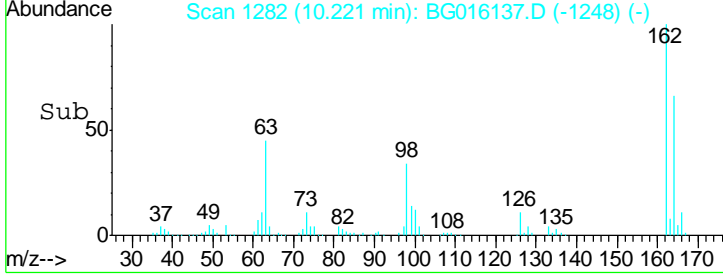
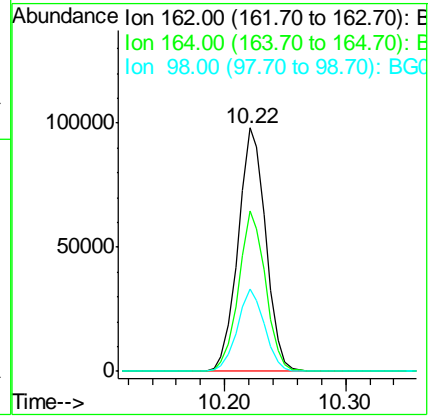
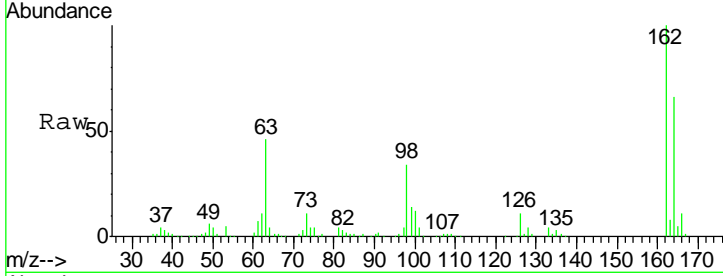




#29
 2,4-Dichlorophenol
 Concen: 41.00 ng
 RT: 10.22 min Scan# 1282
 Delta R.T. -0.00 min
 Lab File: BG016137.D
 Acq: 26 Mar 2015 13:23

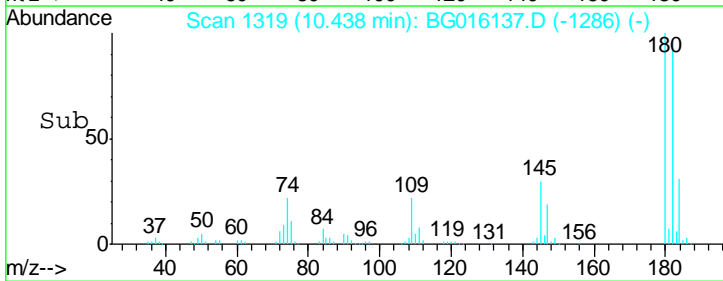
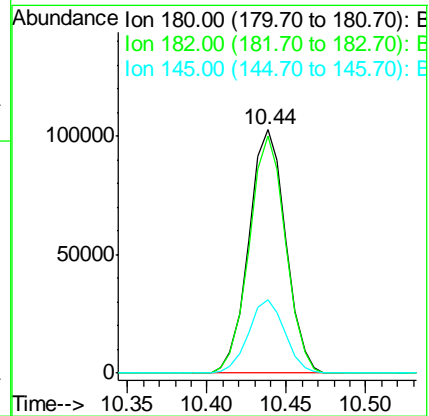
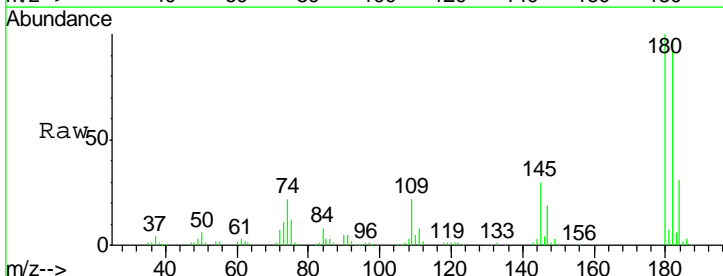
Instrument :
 BNA_G
 ClientSampled :
 SSTDCCC040

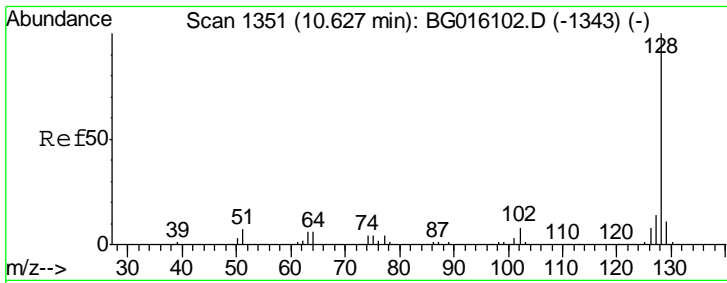
Tgt Ion	Resp	Lower	Upper
162	156614		
164	65.8	43.5	83.5
98	33.7	14.8	54.8



#30
 1,2,4-Trichlorobenzene
 Concen: 40.25 ng
 RT: 10.44 min Scan# 1319
 Delta R.T. -0.01 min
 Lab File: BG016137.D
 Acq: 26 Mar 2015 13:23

Tgt Ion	Resp	Lower	Upper
180	165570		
182	97.3	76.8	115.2
145	30.1	24.8	37.2

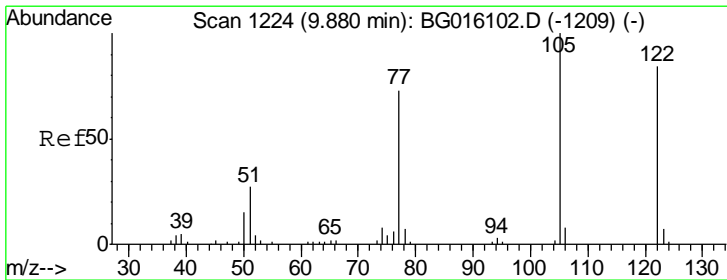
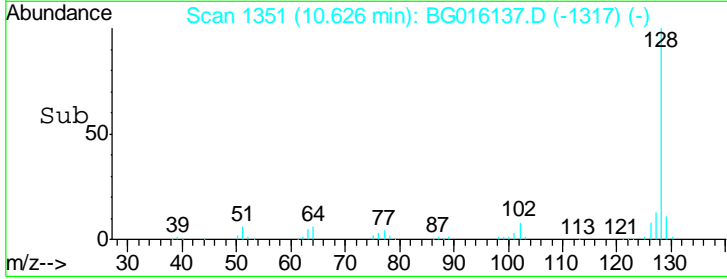
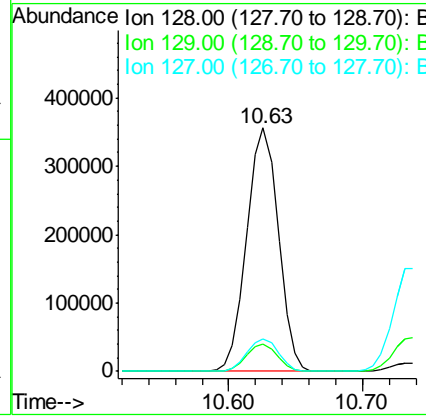
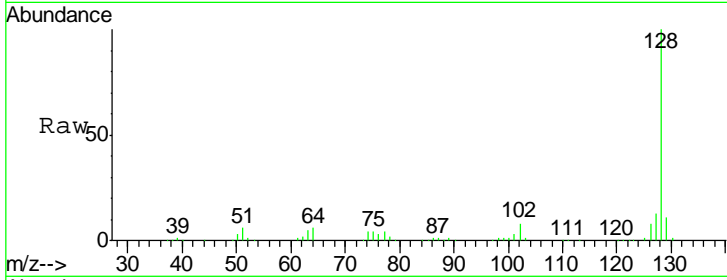




#31
 Naphthalene
 Concen: 39.49 ng
 RT: 10.63 min Scan# 1351
 Delta R.T. -0.00 min
 Lab File: BG016137.D
 Acq: 26 Mar 2015 13:23

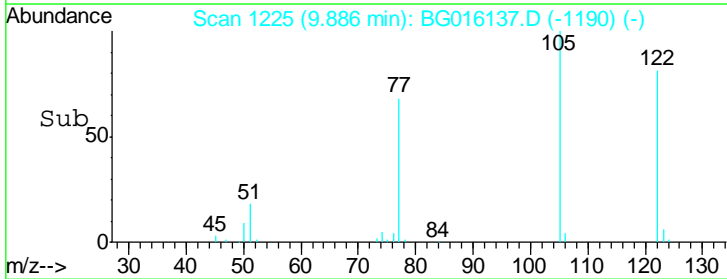
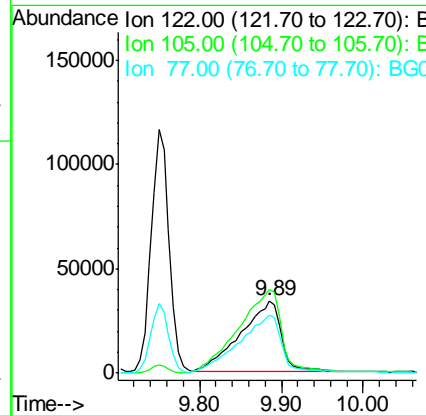
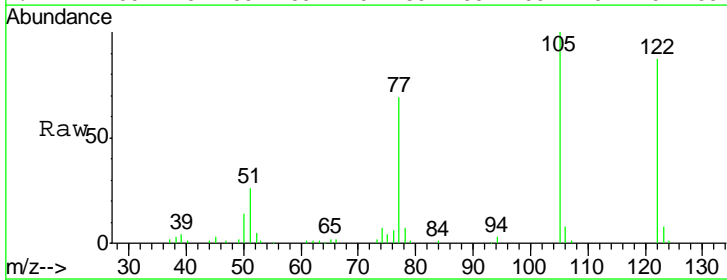
Instrument :
 BNA_G
 ClientSampleId :
 SSTDCCC040

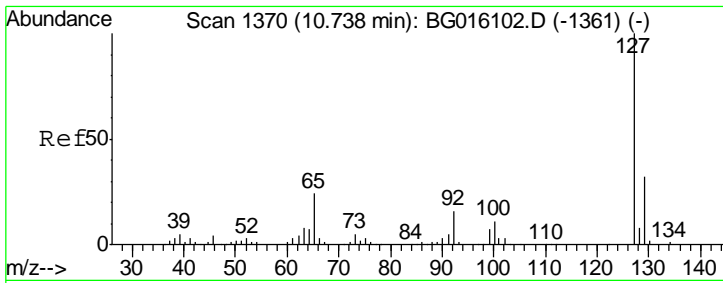
Tgt Ion	Resp	Lower	Upper
128	100		
129	11.3	9.2	13.8
127	13.3	10.9	16.3



#32
 Benzoic acid
 Concen: 41.34 ng
 RT: 9.89 min Scan# 1225
 Delta R.T. 0.01 min
 Lab File: BG016137.D
 Acq: 26 Mar 2015 13:23

Tgt Ion	Resp	Lower	Upper
122	100		
105	115.1	97.2	137.2
77	79.6	65.0	105.0

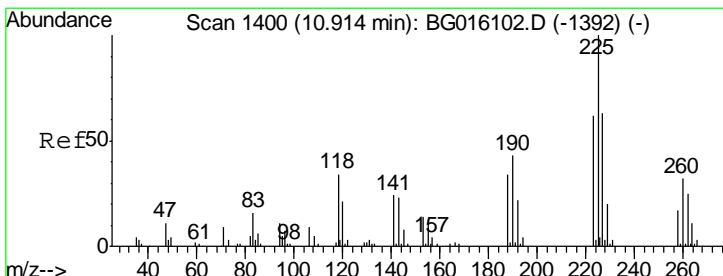
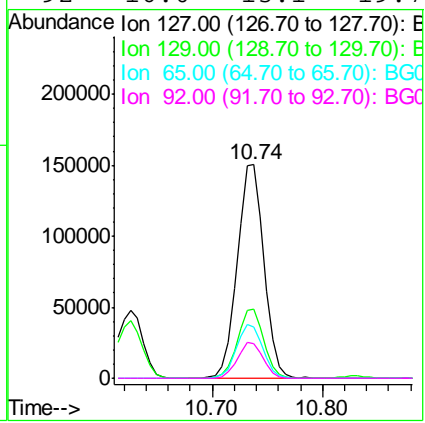
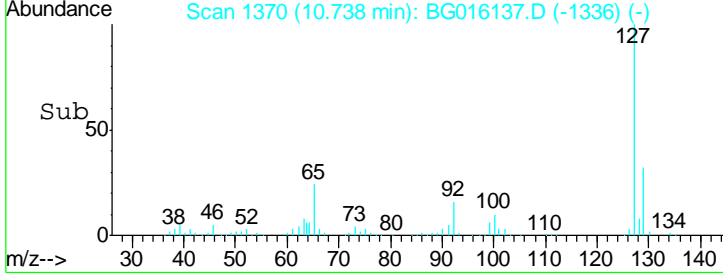
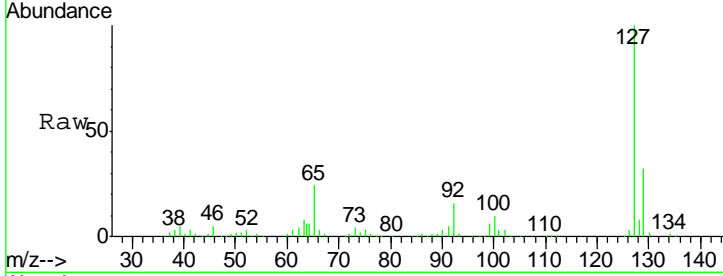




#33
 4-Chloroaniline
 Concen: 39.50 ng
 RT: 10.74 min Scan# 1370
 Delta R.T. -0.00 min
 Lab File: BG016137.D
 Acq: 26 Mar 2015 13:23

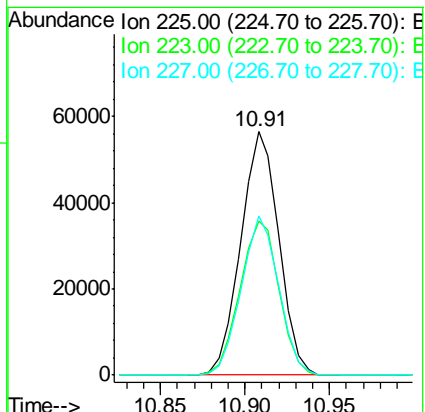
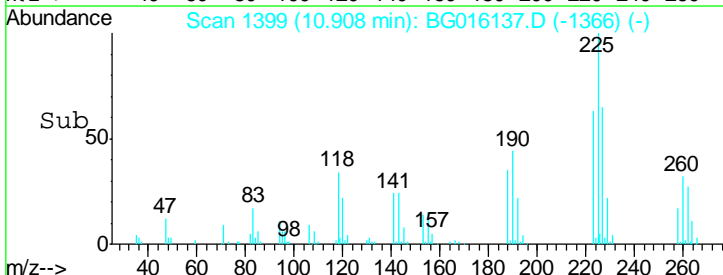
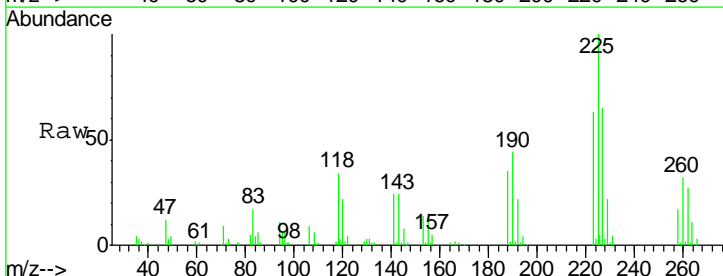
Instrument :
 BNA_G
 ClientSampled :
 SSTDCCC040

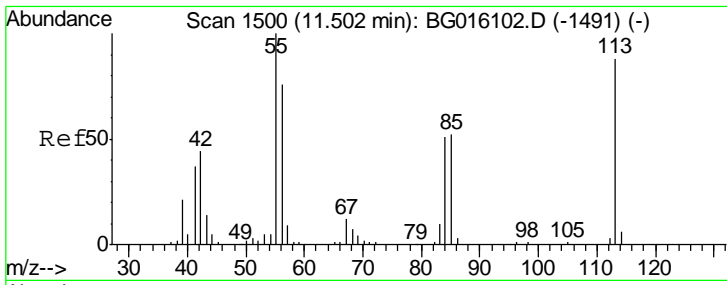
Tgt Ion	Resp	Lower	Upper
127	100		
129	32.4	25.3	37.9
65	23.9	19.5	29.3
92	16.0	13.1	19.7



#34
 Hexachlorobutadiene
 Concen: 39.51 ng
 RT: 10.91 min Scan# 1399
 Delta R.T. -0.01 min
 Lab File: BG016137.D
 Acq: 26 Mar 2015 13:23

Tgt Ion	Resp	Lower	Upper
225	100		
223	63.1	49.5	74.3
227	65.5	50.4	75.6

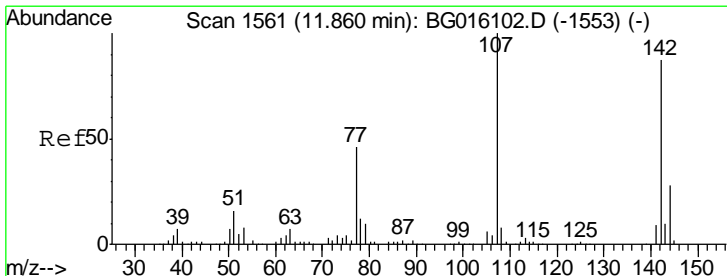
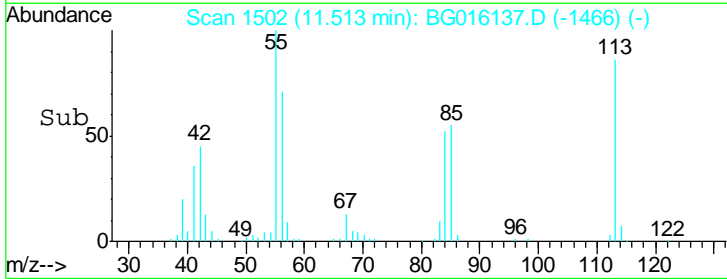
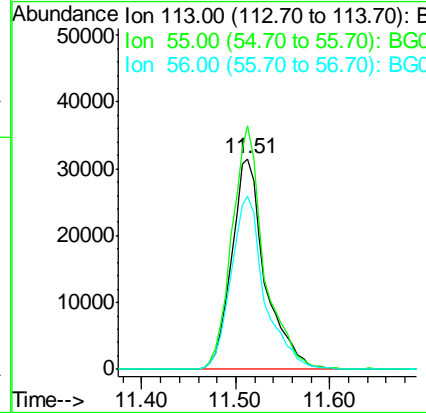
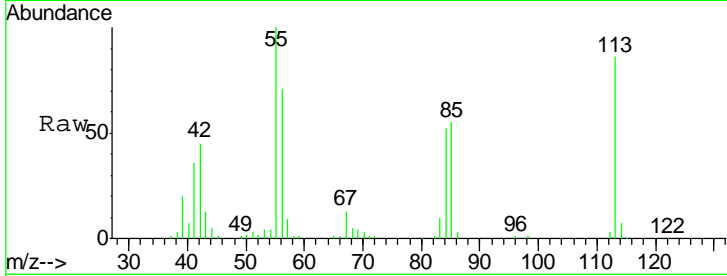




#35
 Caprolactam
 Concen: 37.51 ng
 RT: 11.51 min Scan# 1502
 Delta R.T. 0.01 min
 Lab File: BG016137.D
 Acq: 26 Mar 2015 13:23

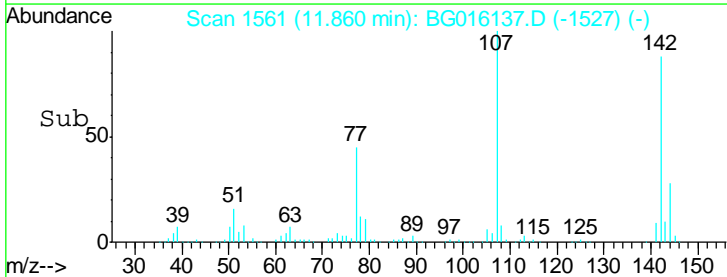
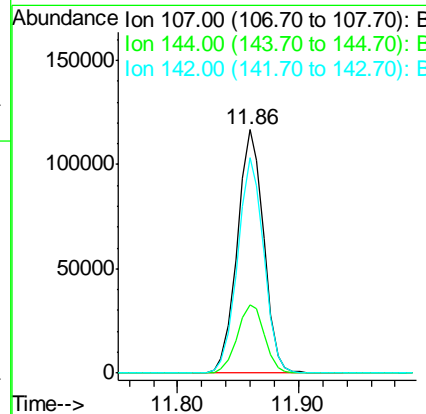
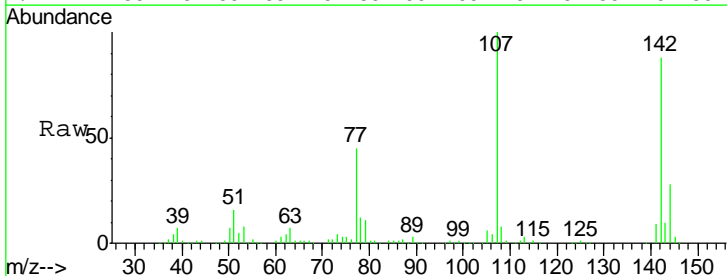
Instrument :
 BNA_G
ClientSampled :
 SSTDCCC040

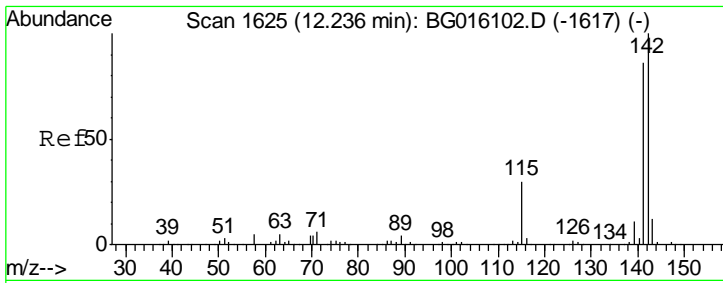
Tgt Ion	Resp	Lower	Upper
113	100		
55	115.7	93.9	133.9
56	82.1	67.1	107.1



#36
 4-Chloro-3-methylphenol
 Concen: 39.47 ng
 RT: 11.86 min Scan# 1561
 Delta R.T. -0.00 min
 Lab File: BG016137.D
 Acq: 26 Mar 2015 13:23

Tgt Ion	Resp	Lower	Upper
107	100		
144	28.1	22.7	34.1
142	88.4	69.7	104.5

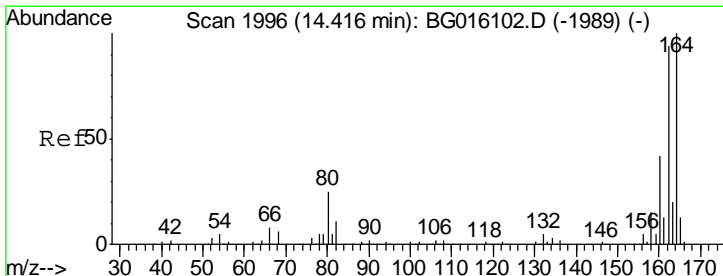
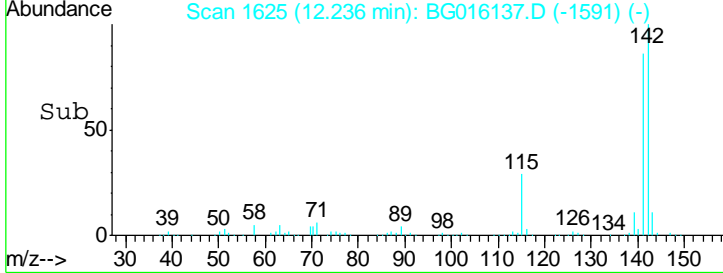
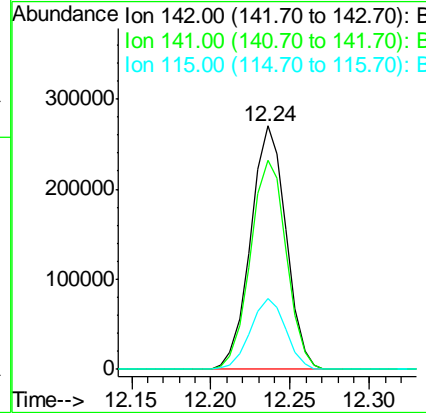
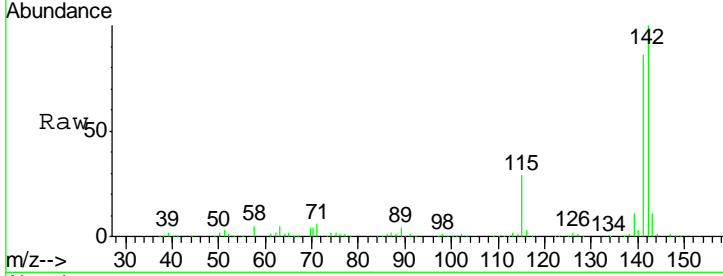




#37
 2-Methylnaphthalene
 Concen: 39.78 ng
 RT: 12.24 min Scan# 1625
 Delta R.T. -0.00 min
 Lab File: BG016137.D
 Acq: 26 Mar 2015 13:23

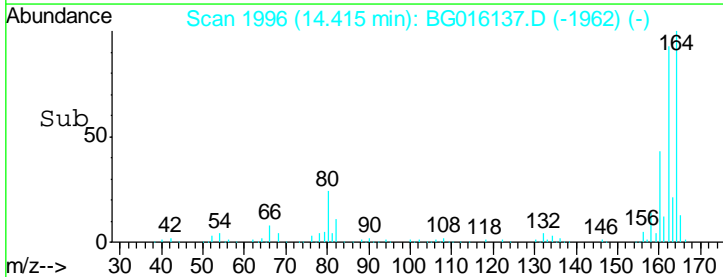
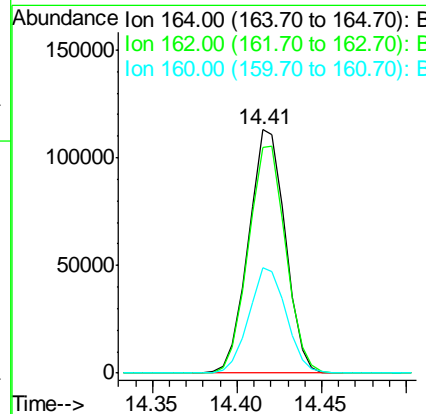
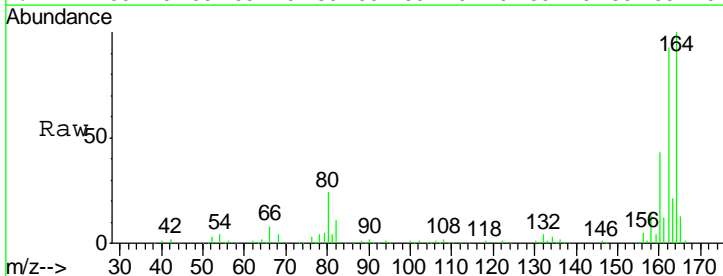
Instrument :
 BNA_G
 ClientSampleId :
 SSTDCCC040

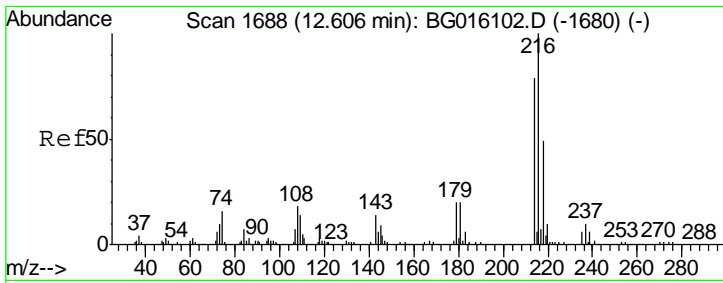
Tgt Ion	Resp	Ion Ratio	Lower	Upper
142	419155	100		
141	85.9	68.6	103.0	
115	28.8	24.0	36.0	



#38
 Acenaphthene-d10
 Concen: 20.00 ng
 RT: 14.41 min Scan# 1996
 Delta R.T. -0.00 min
 Lab File: BG016137.D
 Acq: 26 Mar 2015 13:23

Tgt Ion	Resp	Ion Ratio	Lower	Upper
164	170810	100		
162	92.8	75.2	112.8	
160	43.4	33.9	50.9	

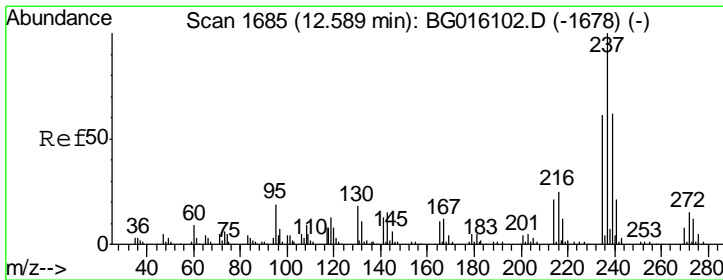
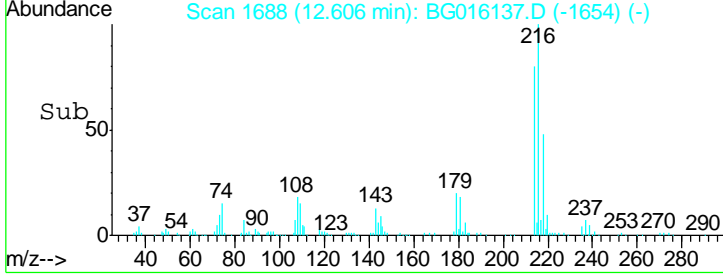
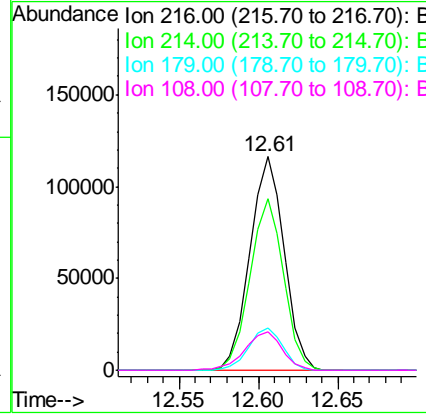
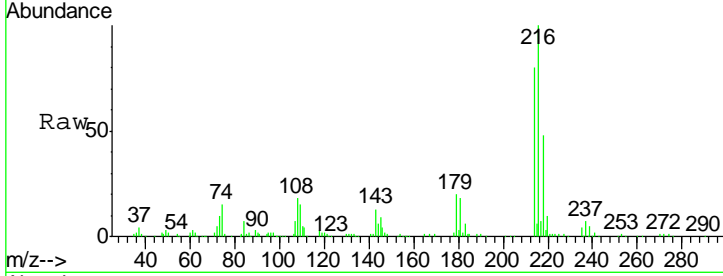




#39
 1,2,4,5-Tetrachlorobenzene
 Concen: 40.53 ng
 RT: 12.61 min Scan# 1688
 Delta R.T. -0.00 min
 Lab File: BG016137.D
 Acq: 26 Mar 2015 13:23

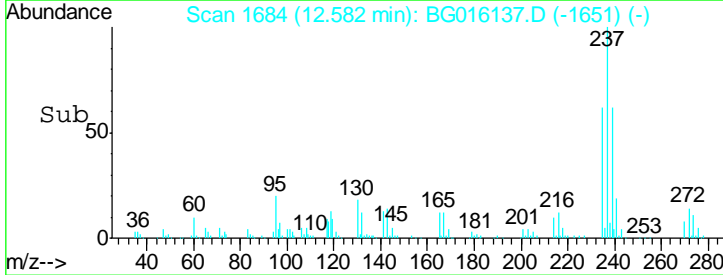
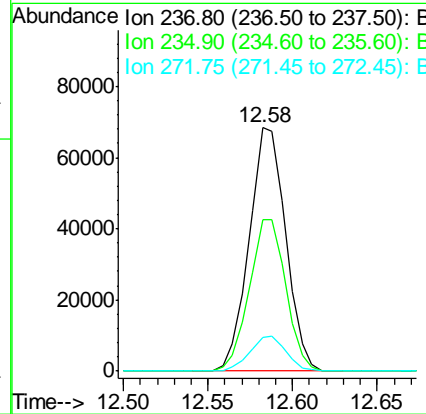
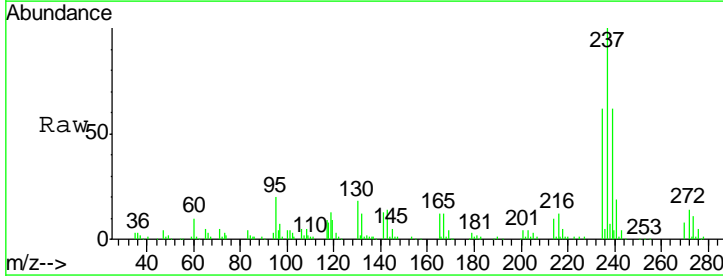
Instrument :
 BNA_G
 ClientSampleId :
 SSTDCCC040

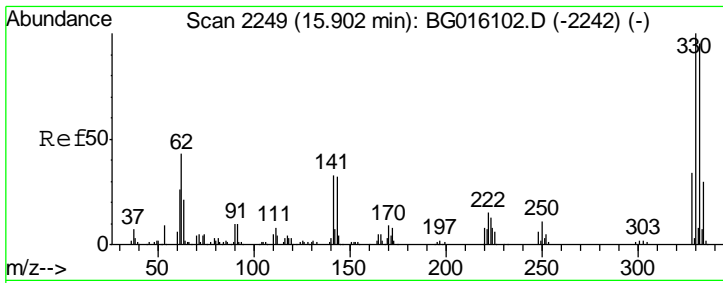
Tgt Ion	Resp	Lower	Upper
216	174378		
214	78.6	63.0	94.6
179	19.7	15.4	23.2
108	19.7	15.8	23.6



#40
 Hexachlorocyclopentadiene
 Concen: 40.96 ng
 RT: 12.58 min Scan# 1684
 Delta R.T. -0.01 min
 Lab File: BG016137.D
 Acq: 26 Mar 2015 13:23

Tgt Ion	Resp	Lower	Upper
237	103018		
235	62.1	41.5	81.5
272	13.8	0.0	35.3

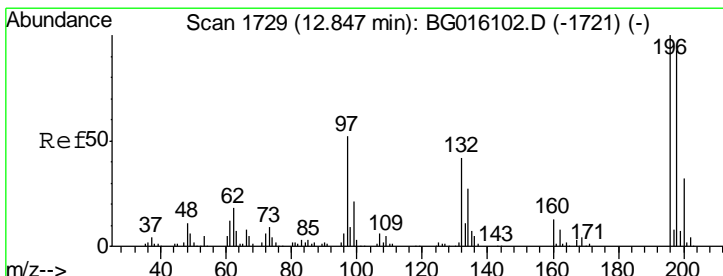
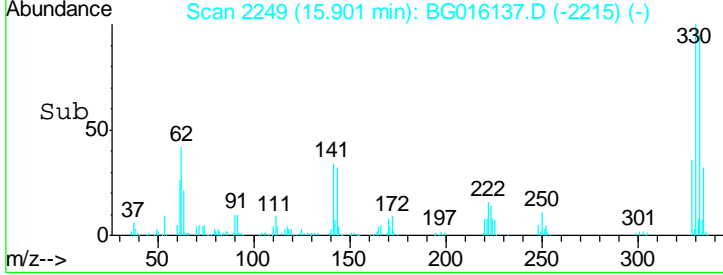
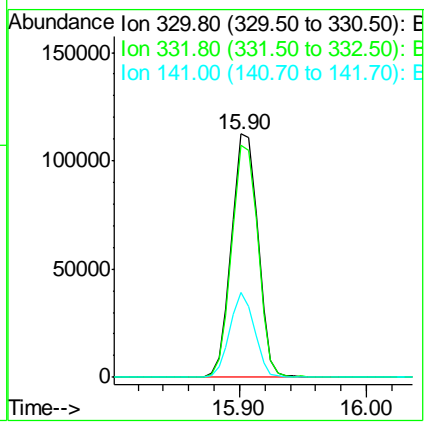
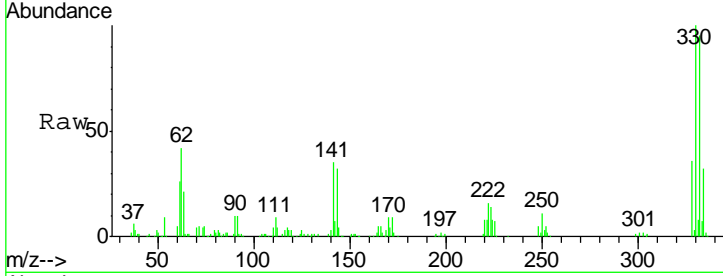




#41
 2,4,6-Tribromophenol
 Concen: 82.58 ng
 RT: 15.90 min Scan# 2249
 Delta R.T. 0.00 min
 Lab File: BG016137.D
 Acq: 26 Mar 2015 13:23

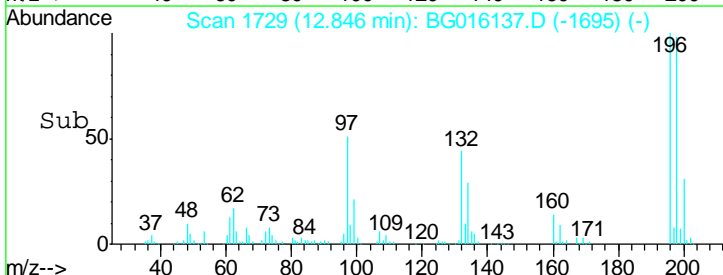
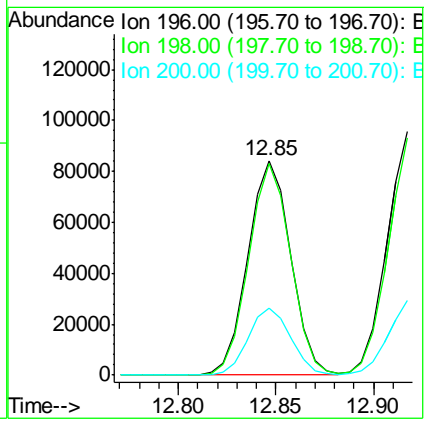
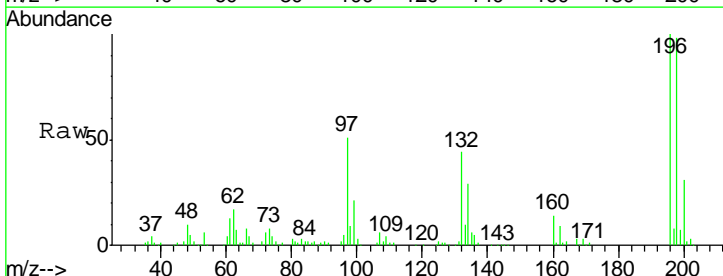
Instrument :
 BNA_G
 ClientSampleId :
 SSTDCCC040

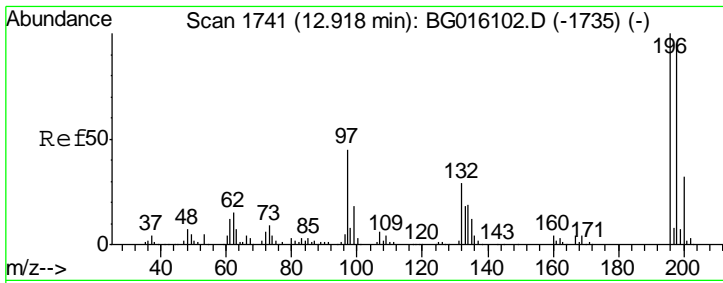
Tgt Ion	Resp	Lower	Upper
330	161976		
332	94.8	76.6	114.8
141	32.5	26.2	39.4



#42
 2,4,6-Trichlorophenol
 Concen: 41.65 ng
 RT: 12.85 min Scan# 1729
 Delta R.T. -0.00 min
 Lab File: BG016137.D
 Acq: 26 Mar 2015 13:23

Tgt Ion	Resp	Lower	Upper
196	127988		
198	98.3	74.0	111.0
200	31.1	25.7	38.5

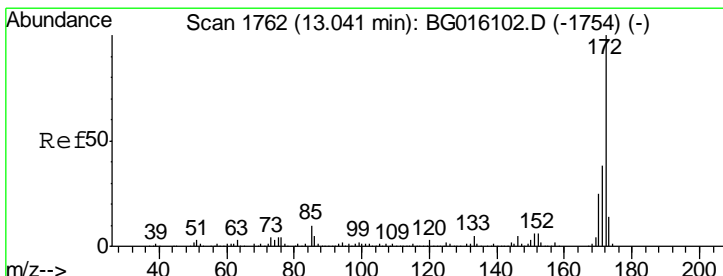
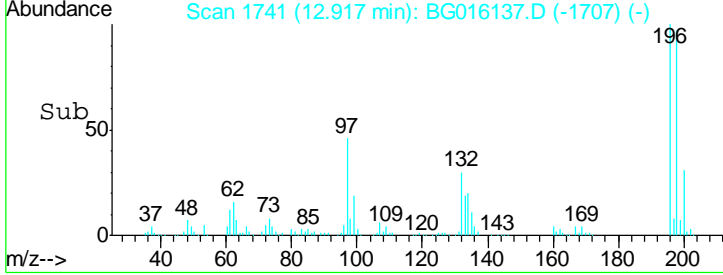
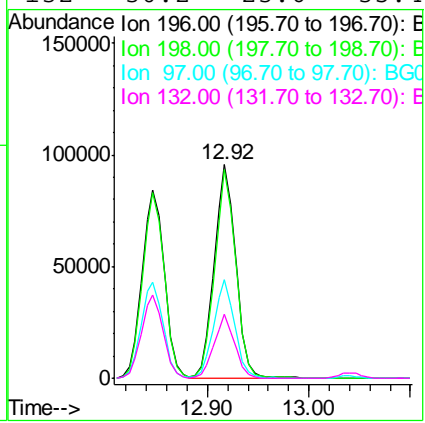
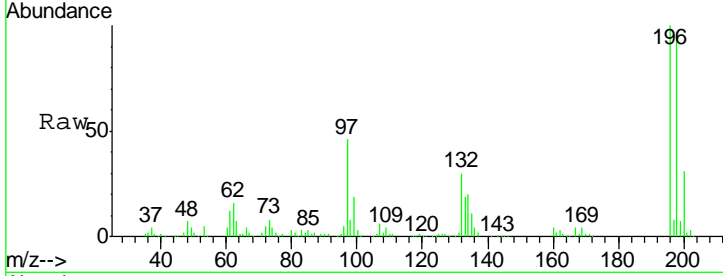




#43
 2,4,5-Trichlorophenol
 Concen: 42.13 ng
 RT: 12.92 min Scan# 1741
 Delta R.T. -0.00 min
 Lab File: BG016137.D
 Acq: 26 Mar 2015 13:23


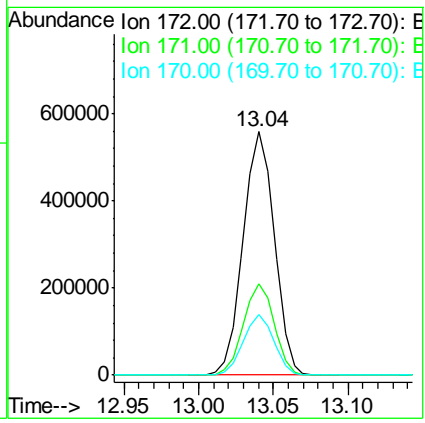
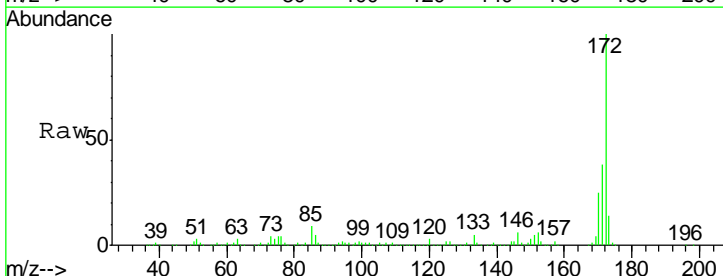
Instrument :
 BNA_G
 ClientSampled :
 SSTDCCC040

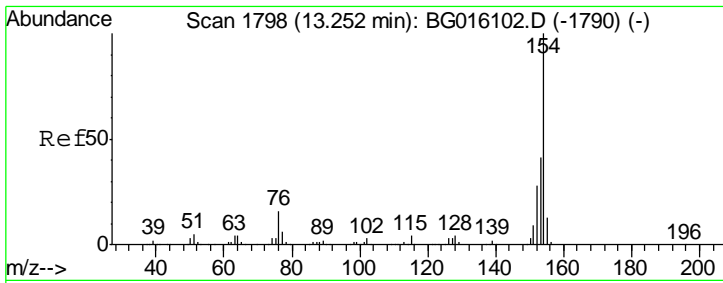
Tgt Ion	Resp	Lower	Upper
196	141184		
198	97.4	76.2	114.4
97	46.1	36.2	54.4
132	30.2	23.6	35.4



#44
 2-Fluorobiphenyl
 Concen: 79.26 ng
 RT: 13.04 min Scan# 1762
 Delta R.T. 0.00 min
 Lab File: BG016137.D
 Acq: 26 Mar 2015 13:23

Tgt Ion	Resp	Lower	Upper
172	808762		
171	37.7	30.3	45.5
170	24.8	19.8	29.8

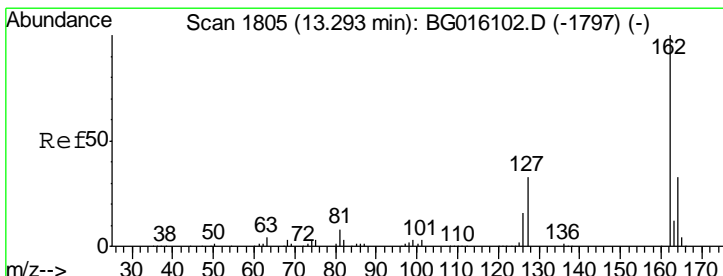
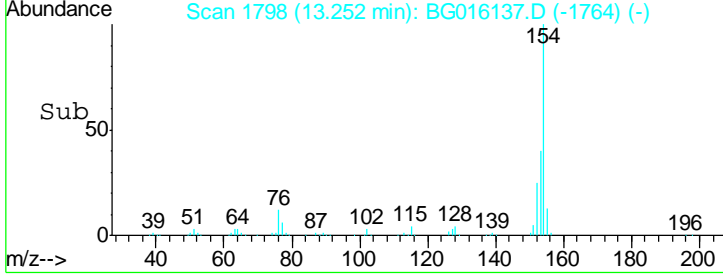
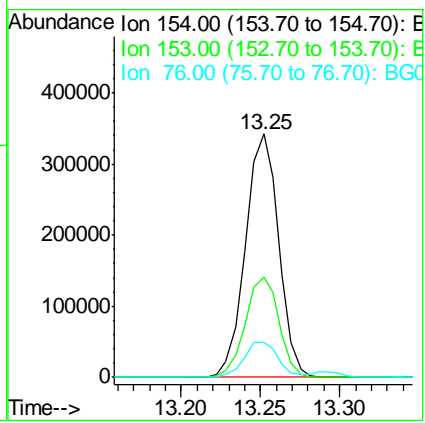
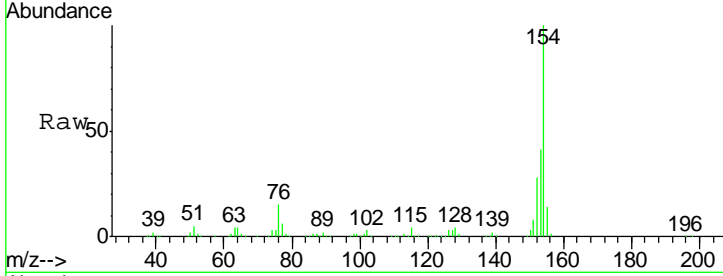




#45
 1,1'-Biphenyl
 Concen: 39.67 ng
 RT: 13.25 min Scan# 1798
 Delta R.T. -0.00 min
 Lab File: BG016137.D
 Acq: 26 Mar 2015 13:23

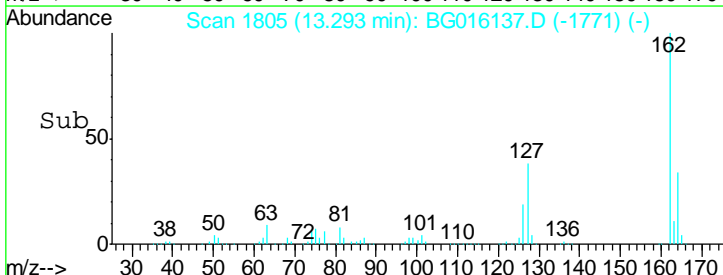
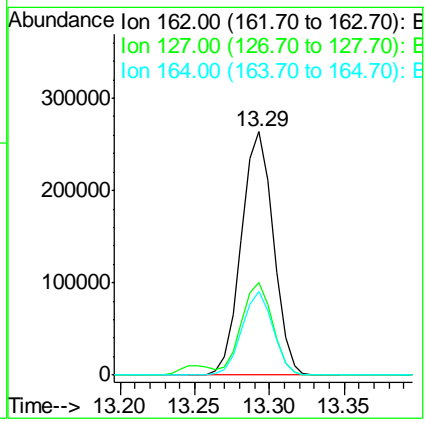
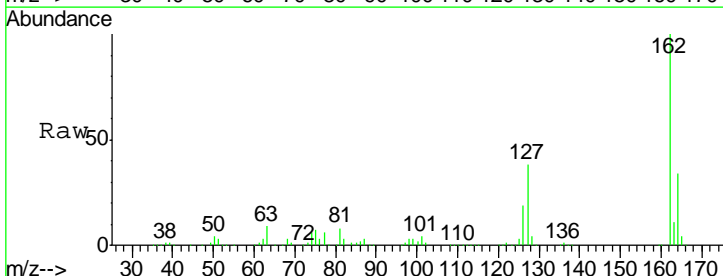
Instrument :
 BNA_G
 ClientSampled :
 SSTDCCC040

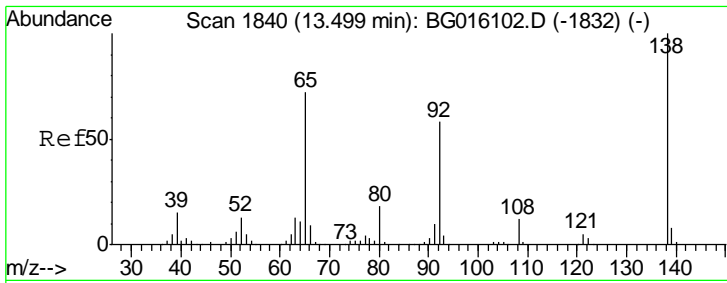
Tgt Ion	Resp	Lower	Upper
154	496890		
153	41.3	21.4	61.4
76	14.6	0.0	35.5



#46
 2-Chloronaphthalene
 Concen: 40.16 ng
 RT: 13.29 min Scan# 1805
 Delta R.T. -0.00 min
 Lab File: BG016137.D
 Acq: 26 Mar 2015 13:23

Tgt Ion	Resp	Lower	Upper
162	392383		
127	38.0	29.4	44.2
164	34.3	26.1	39.1

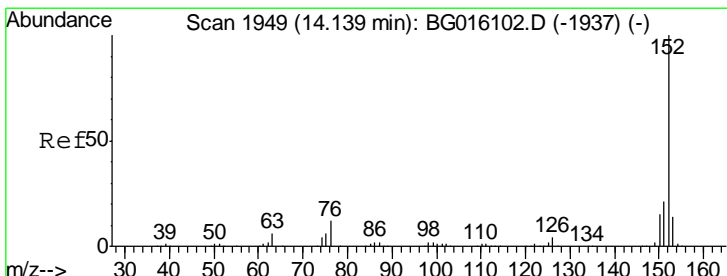
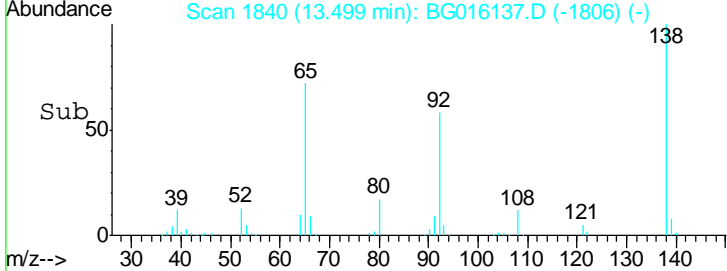
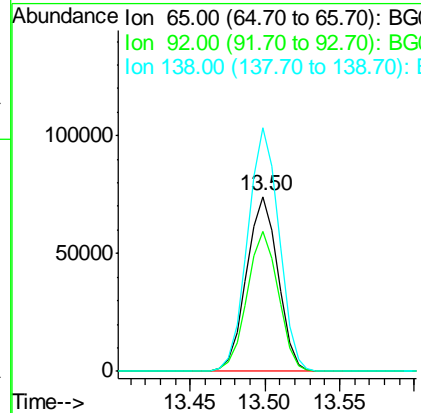
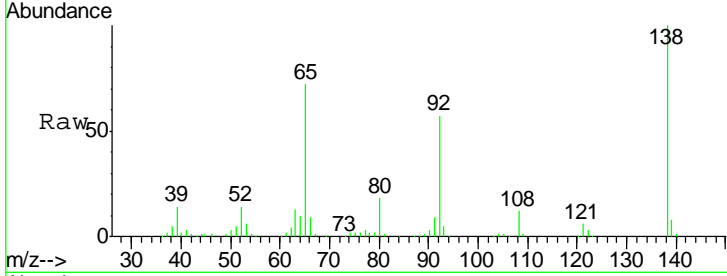




#47
 2-Nitroaniline
 Concen: 38.55 ng
 RT: 13.50 min Scan# 1840
 Delta R.T. -0.00 min
 Lab File: BG016137.D
 Acq: 26 Mar 2015 13:23

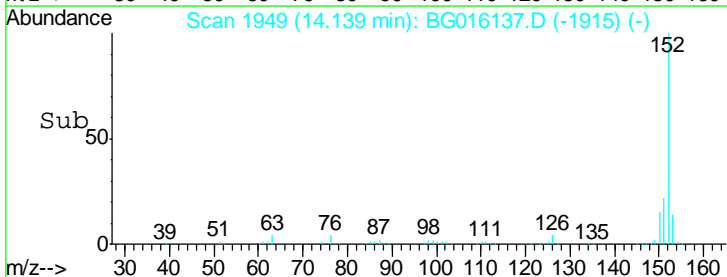
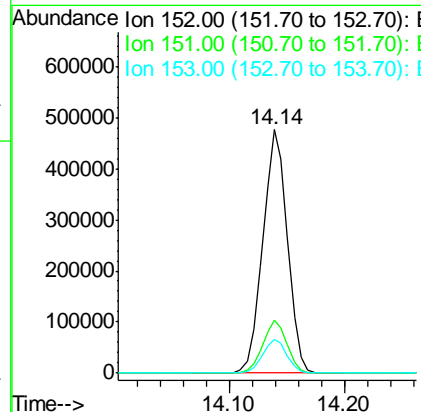
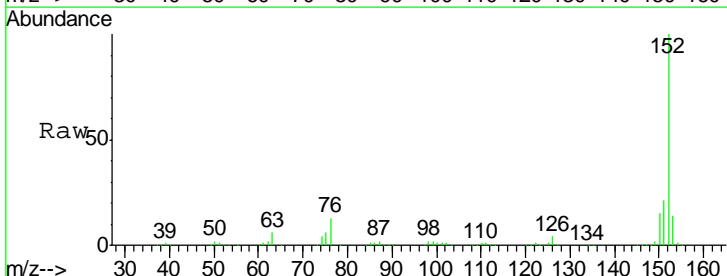
Instrument :
 BNA_G
 ClientSampled :
 SSTDCCC040

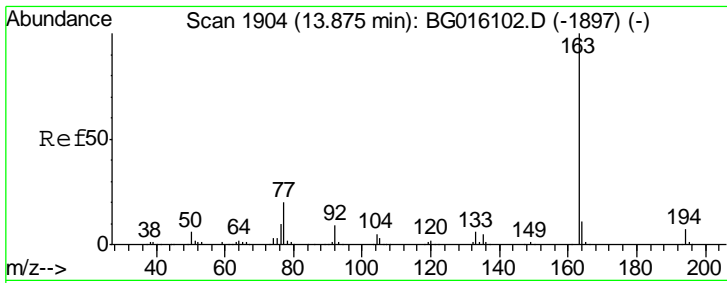
Tgt Ion	Resp	Lower	Upper
65	108195		
92	79.7	64.2	96.4
138	139.2	110.4	165.6



#48
 Acenaphthylene
 Concen: 39.52 ng
 RT: 14.14 min Scan# 1949
 Delta R.T. -0.00 min
 Lab File: BG016137.D
 Acq: 26 Mar 2015 13:23

Tgt Ion	Resp	Lower	Upper
152	705490		
151	21.5	17.0	25.4
153	13.9	11.0	16.4

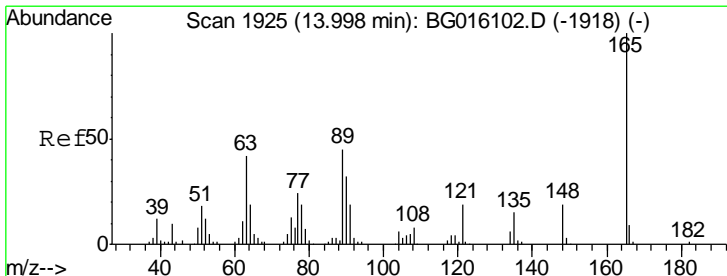
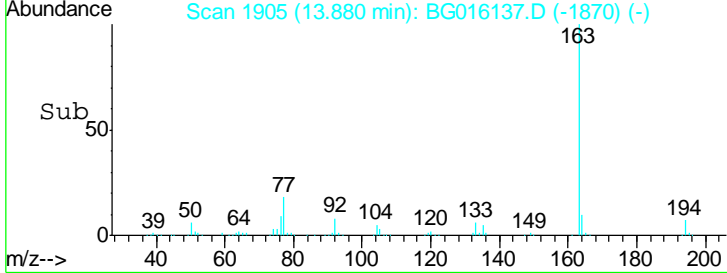
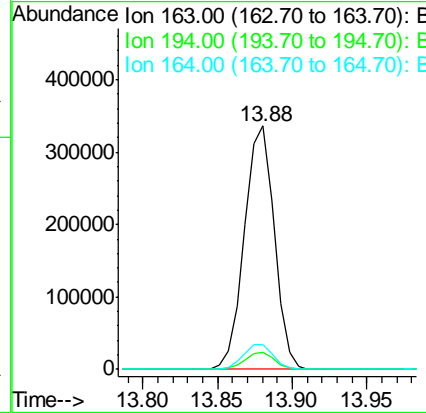
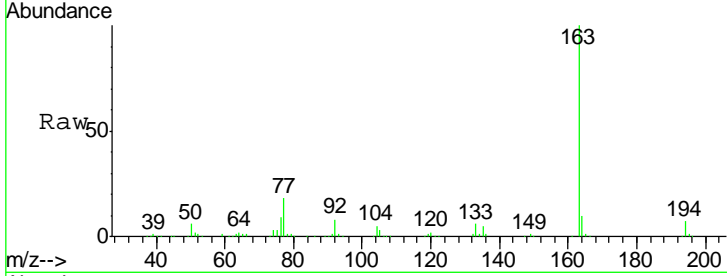




#49
 Dimethylphthalate
 Concen: 38.89 ng
 RT: 13.88 min Scan# 1905
 Delta R.T. 0.01 min
 Lab File: BG016137.D
 Acq: 26 Mar 2015 13:23

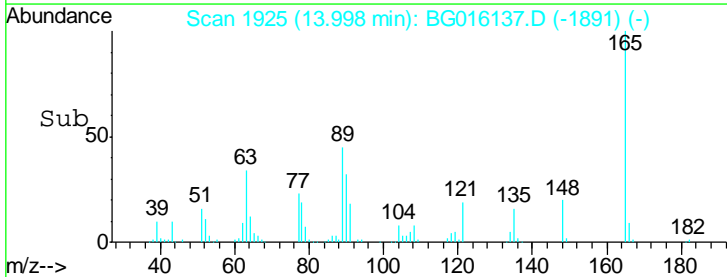
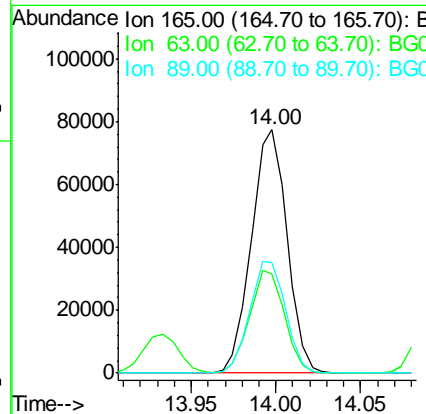
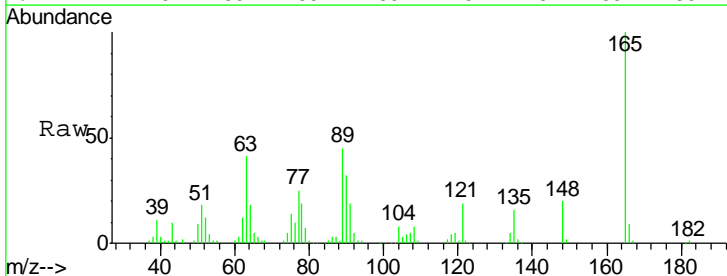
Instrument :
 BNA_G
 ClientSampleId :
 SSTDCCC040

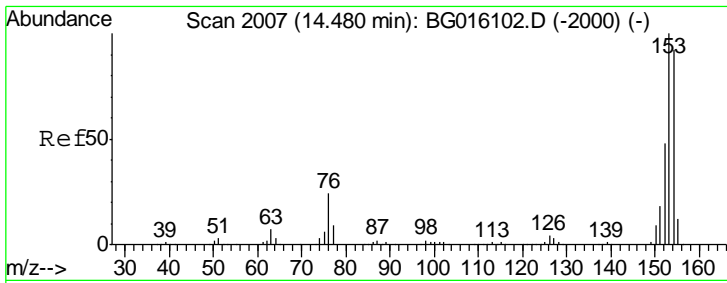
Tgt Ion	Resp	Lower	Upper
163	100		
194	7.0	5.4	8.0
164	10.1	8.6	13.0



#50
 2,6-Dinitrotoluene
 Concen: 39.95 ng
 RT: 14.00 min Scan# 1925
 Delta R.T. -0.00 min
 Lab File: BG016137.D
 Acq: 26 Mar 2015 13:23

Tgt Ion	Resp	Lower	Upper
165	100		
63	40.7	33.8	50.6
89	45.3	35.8	53.8

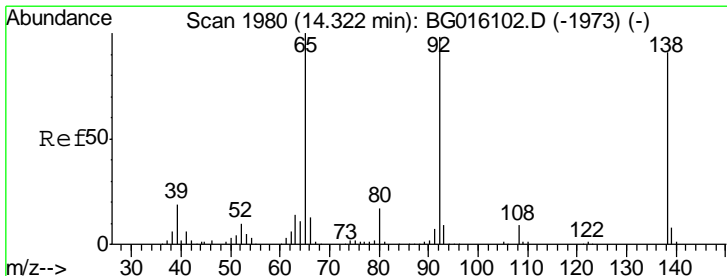
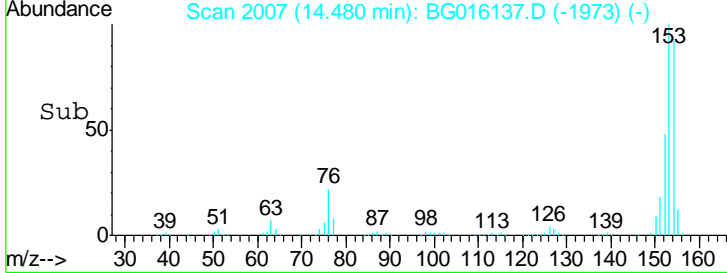
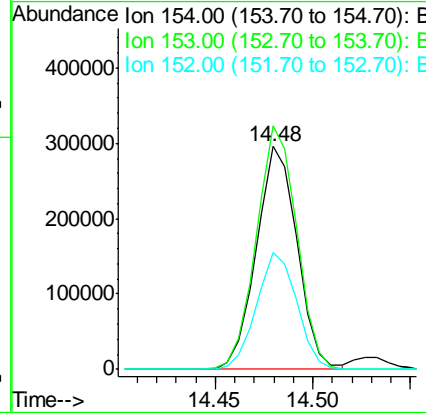
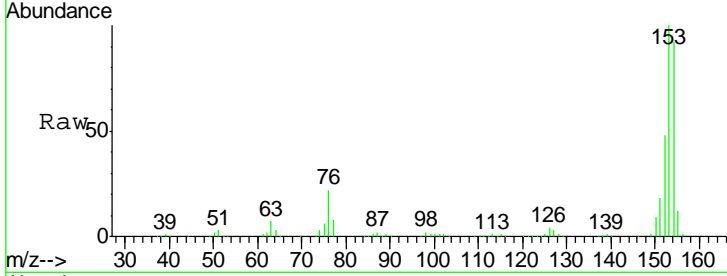




#51
 Acenaphthene
 Concen: 39.66 ng
 RT: 14.48 min Scan# 2007
 Delta R.T. -0.00 min
 Lab File: BG016137.D
 Acq: 26 Mar 2015 13:23

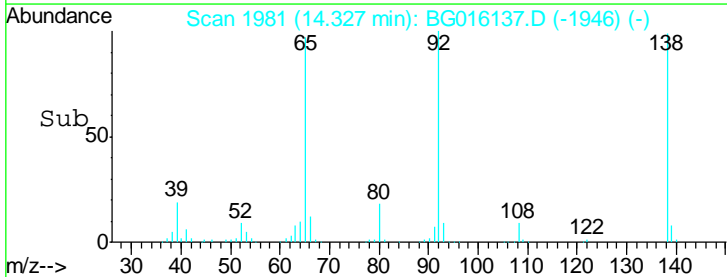
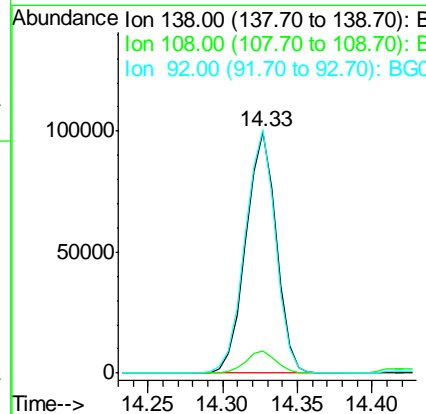
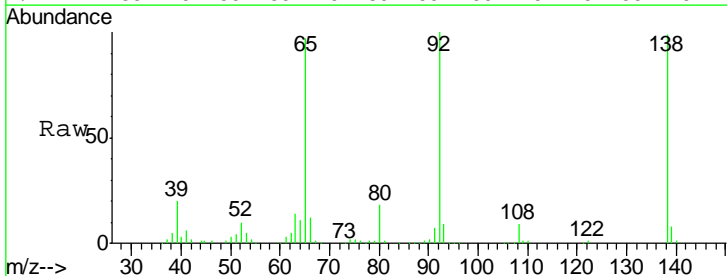
Instrument :
 BNA_G
 ClientSampleId :
 SSTDCCC040

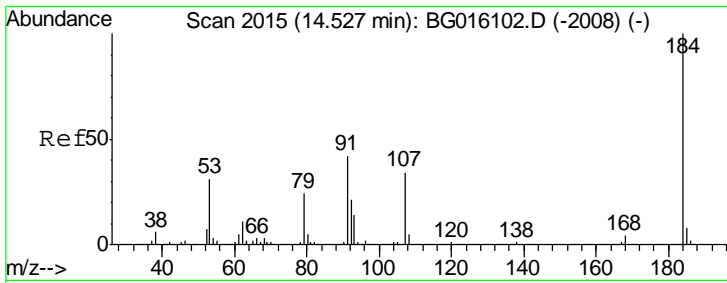
Tgt Ion	Resp	Lower	Upper
154	100		
153	109.1	87.2	130.8
152	52.4	41.8	62.6



#52
 3-Nitroaniline
 Concen: 40.25 ng
 RT: 14.33 min Scan# 1981
 Delta R.T. 0.01 min
 Lab File: BG016137.D
 Acq: 26 Mar 2015 13:23

Tgt Ion	Resp	Lower	Upper
138	100		
108	9.1	7.8	11.6
92	100.9	85.8	128.8

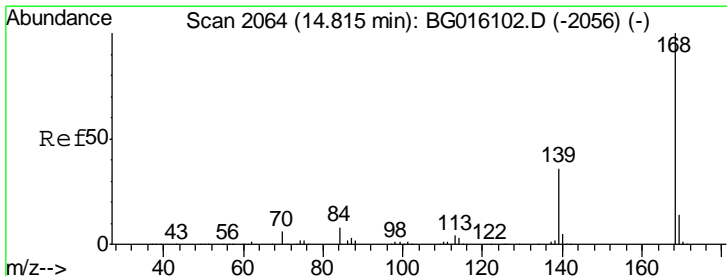
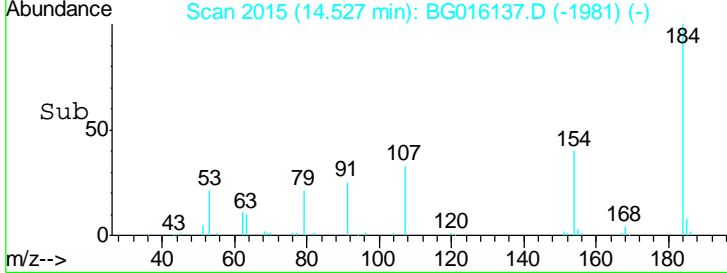
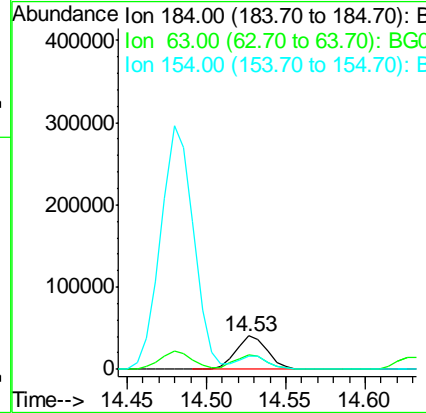
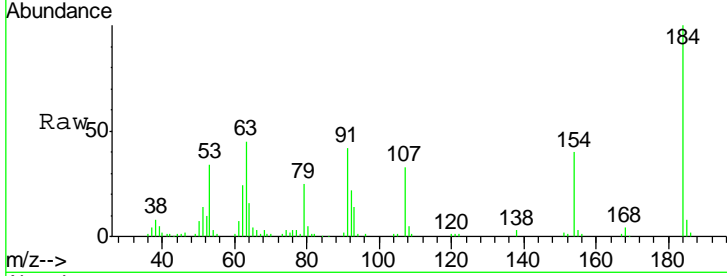




#53
 2,4-Dinitrophenol
 Concen: 35.97 ng
 RT: 14.53 min Scan# 2015
 Delta R.T. -0.00 min
 Lab File: BG016137.D
 Acq: 26 Mar 2015 13:23

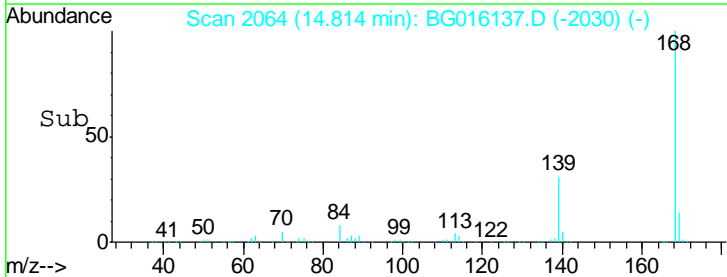
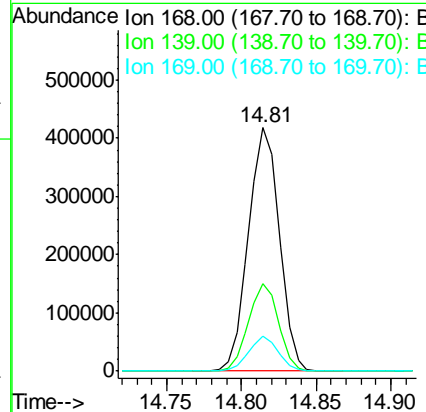
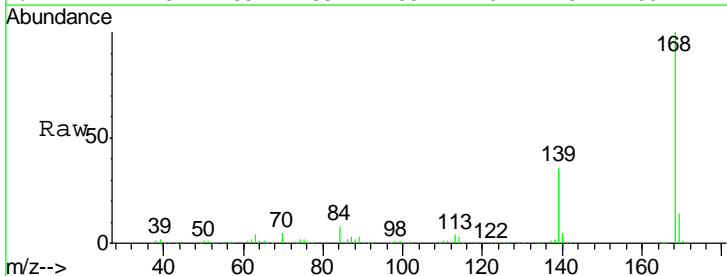
Instrument :
 BNA_G
 ClientSampleId :
 SSTDCCC040

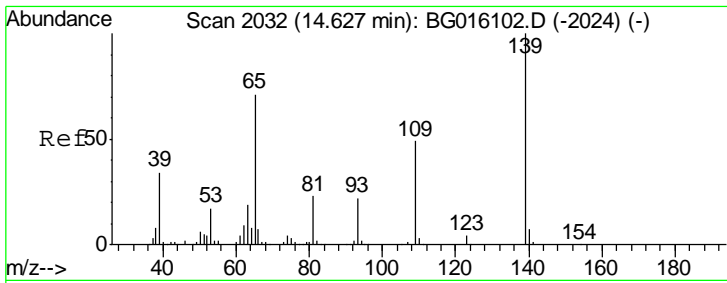
Tgt Ion	Resp	Lower	Upper
184	100		
63	45.3	36.5	54.7
154	39.6	30.2	45.4



#54
 Dibenzofuran
 Concen: 39.64 ng
 RT: 14.81 min Scan# 2064
 Delta R.T. -0.00 min
 Lab File: BG016137.D
 Acq: 26 Mar 2015 13:23

Tgt Ion	Resp	Lower	Upper
168	100		
139	35.9	29.0	43.4
169	14.1	11.1	16.7

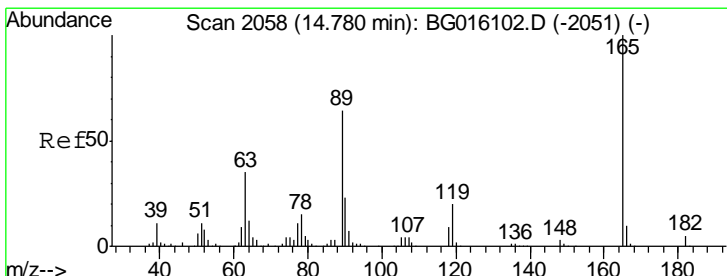
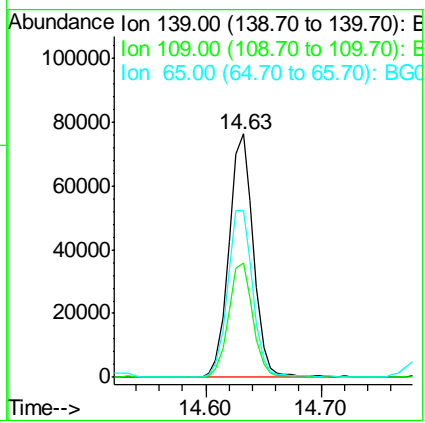
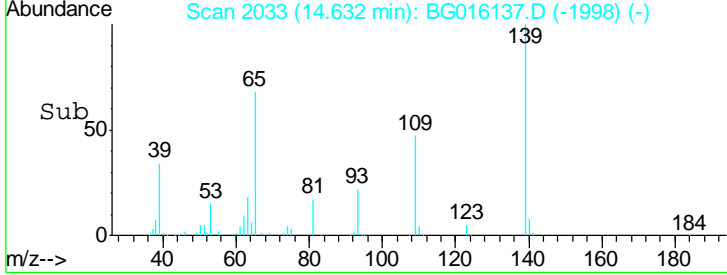
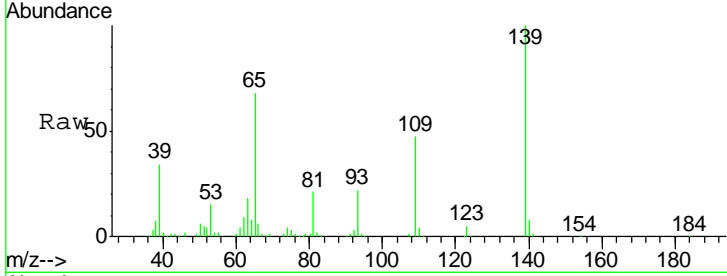




#55
 4-Nitrophenol
 Concen: 39.59 ng
 RT: 14.63 min Scan# 2033
 Delta R.T. 0.01 min
 Lab File: BG016137.D
 Acq: 26 Mar 2015 13:23

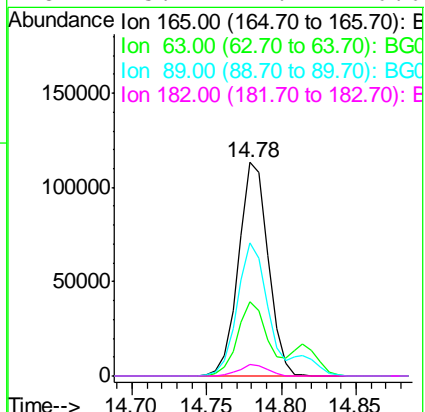
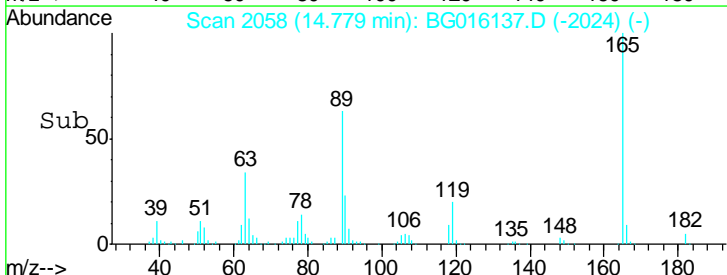
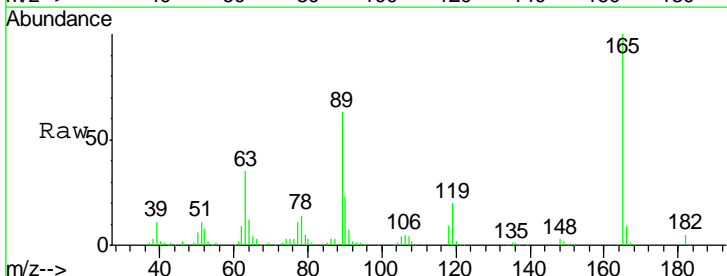
Instrument :
 BNA_G
 ClientSampleId :
 SSTDCCC040

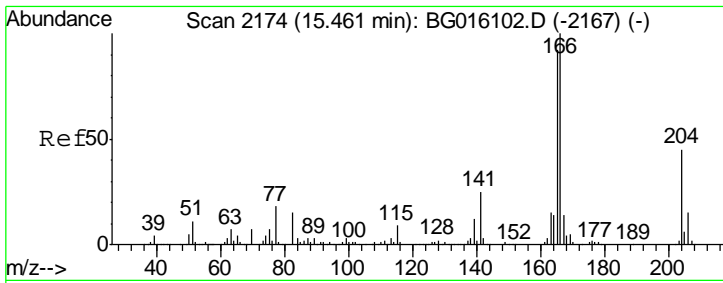
Tgt Ion	Resp	Lower	Upper
139	111560		
109	46.9	28.7	68.7
65	68.4	50.7	90.7



#56
 2,4-Dinitrotoluene
 Concen: 40.02 ng
 RT: 14.78 min Scan# 2058
 Delta R.T. -0.00 min
 Lab File: BG016137.D
 Acq: 26 Mar 2015 13:23

Tgt Ion	Resp	Lower	Upper
165	155765		
63	34.7	27.8	41.6
89	62.5	51.2	76.8
182	5.2	4.4	6.6

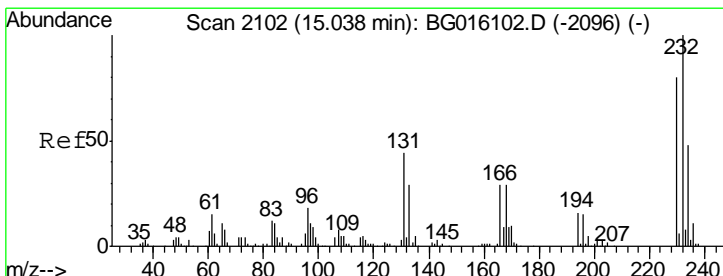
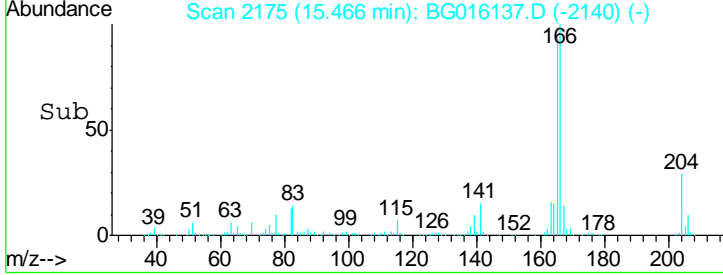
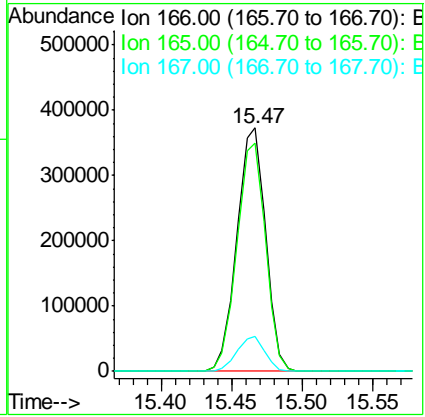
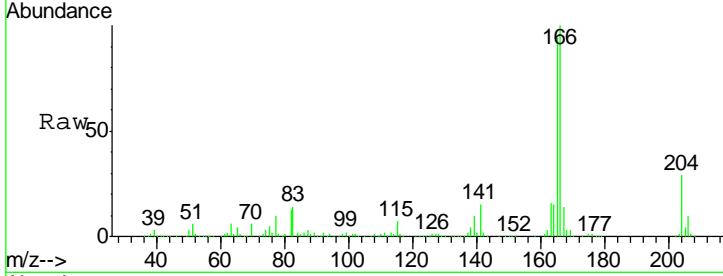




#57
 Fluorene
 Concen: 39.25 ng
 RT: 15.47 min Scan# 2175
 Delta R.T. 0.01 min
 Lab File: BG016137.D
 Acq: 26 Mar 2015 13:23

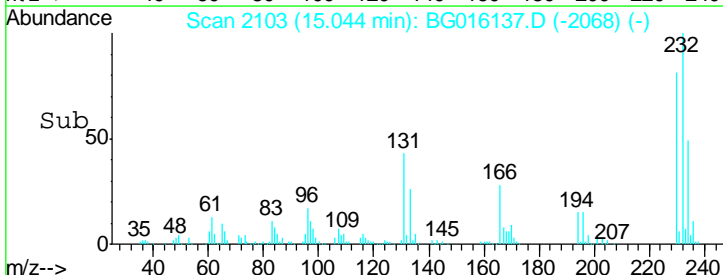
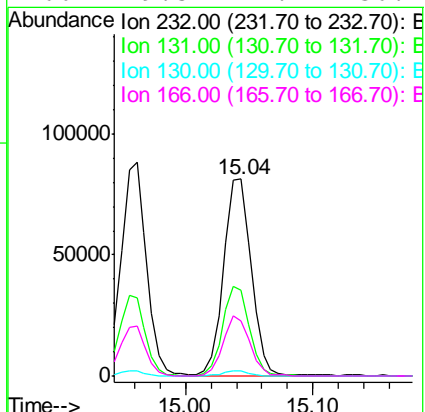
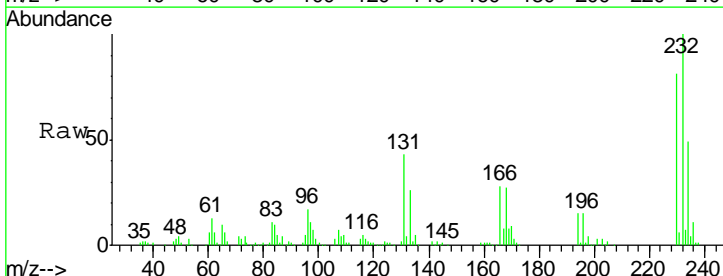
Instrument :
 BNA_G
 ClientSampled :
 SSTDCCC040

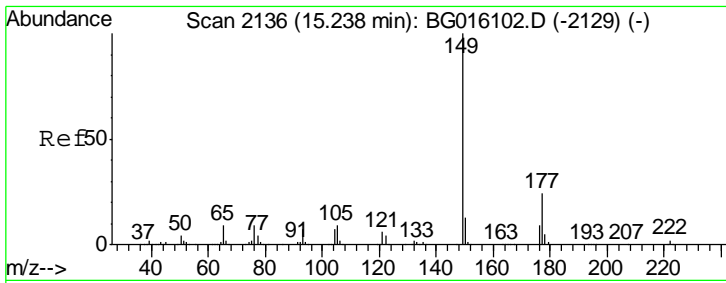
Tgt Ion	Resp	Lower	Upper
166	100		
165	93.7	73.9	110.9
167	14.3	11.3	16.9



#58
 2,3,4,6-Tetrachlorophenol
 Concen: 40.98 ng
 RT: 15.04 min Scan# 2103
 Delta R.T. 0.01 min
 Lab File: BG016137.D
 Acq: 26 Mar 2015 13:23

Tgt Ion	Resp	Lower	Upper
232	100		
131	44.3	36.0	54.0
130	2.4	1.9	2.9
166	29.5	24.1	36.1

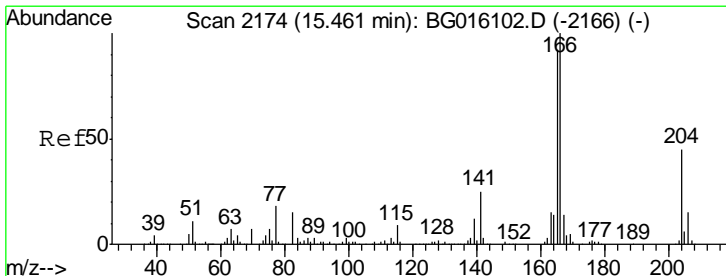
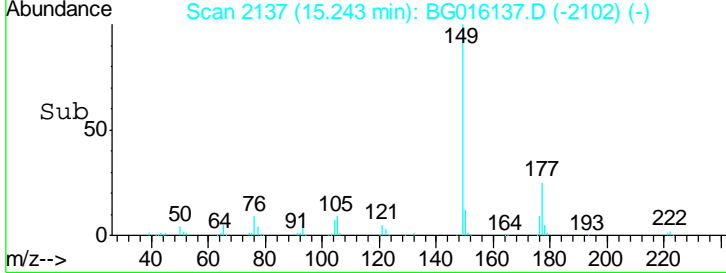
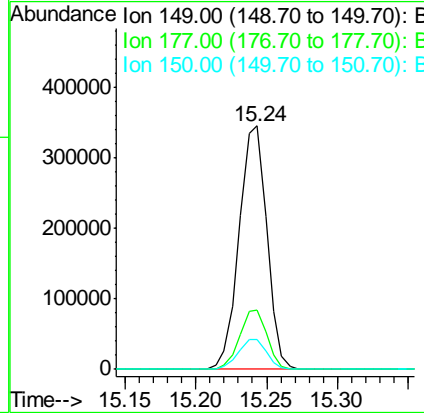
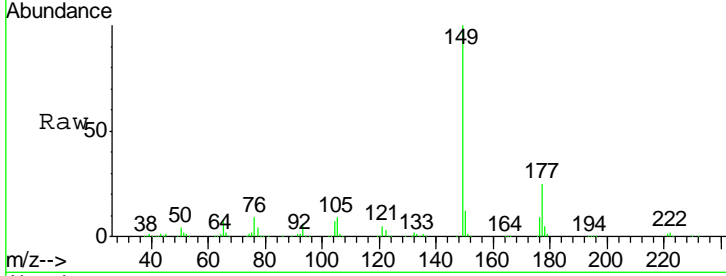




#59
 Diethylphthalate
 Concen: 38.41 ng
 RT: 15.24 min Scan# 2137
 Delta R.T. 0.01 min
 Lab File: BG016137.D
 Acq: 26 Mar 2015 13:23

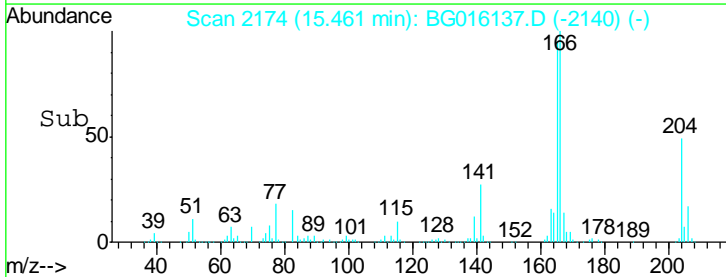
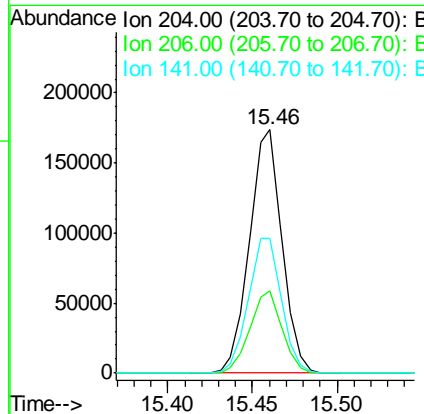
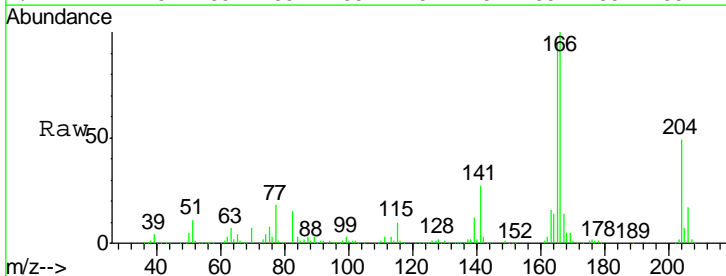
Instrument :
 BNA_G
 ClientSampleId :
 SSTDCCC040

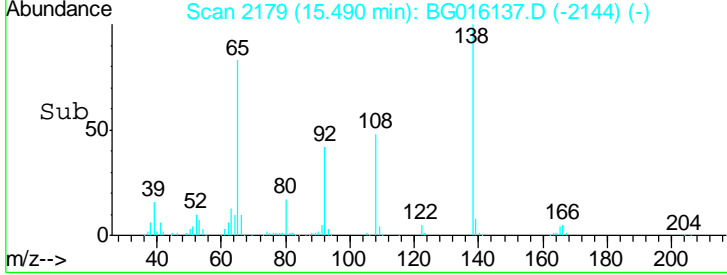
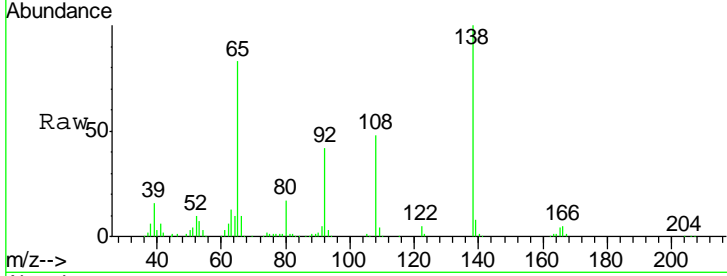
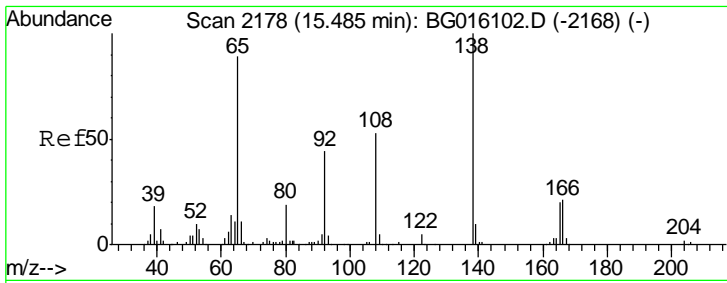
Tgt Ion	Resp	Lower	Upper
149	473097		
177	24.5	19.5	29.3
150	12.5	10.1	15.1



#60
 4-Chlorophenyl-phenylether
 Concen: 39.35 ng
 RT: 15.46 min Scan# 2174
 Delta R.T. -0.00 min
 Lab File: BG016137.D
 Acq: 26 Mar 2015 13:23

Tgt Ion	Resp	Lower	Upper
204	232408		
206	34.1	26.5	39.7
141	55.5	45.0	67.6

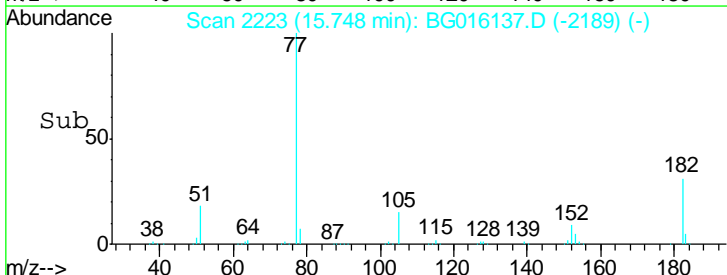
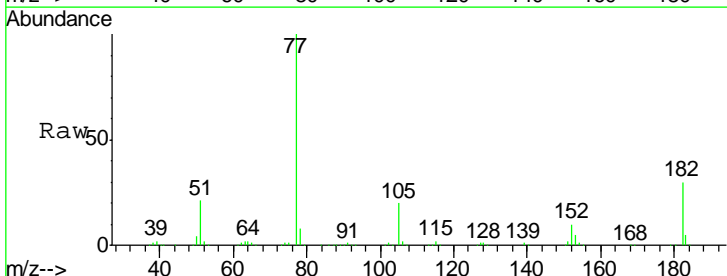
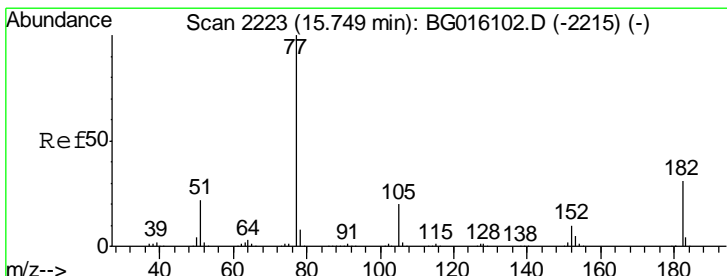
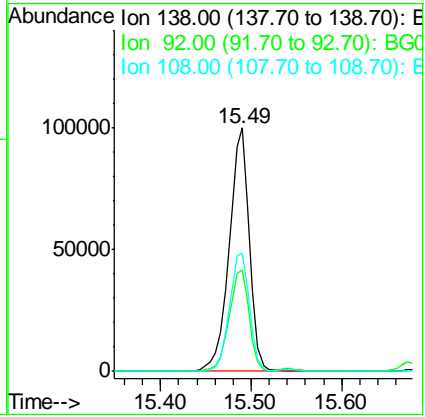




#61
 4-Nitroaniline
 Concen: 39.31 ng
 RT: 15.49 min Scan# 2179
 Delta R.T. 0.01 min
 Lab File: BG016137.D
 Acq: 26 Mar 2015 13:23

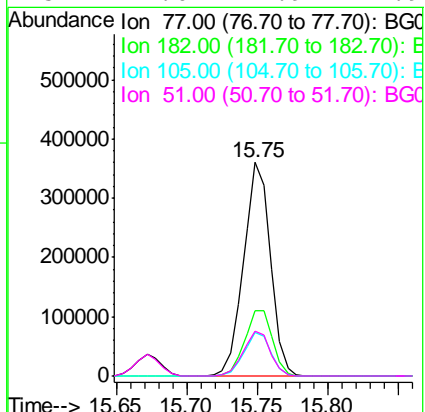
Instrument :
 BNA_G
 ClientSampleId :
 SSTDCCC040

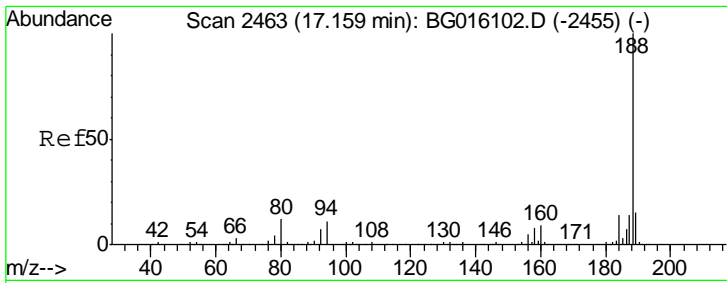
Tgt Ion	Resp	Lower	Upper
138	154725		
92	41.5	24.2	64.2
108	48.3	32.7	72.7



#62
 Azobenzene
 Concen: 37.75 ng
 RT: 15.75 min Scan# 2223
 Delta R.T. -0.00 min
 Lab File: BG016137.D
 Acq: 26 Mar 2015 13:23

Tgt Ion	Resp	Lower	Upper
77	478938		
182	30.5	10.9	50.9
105	20.2	0.0	40.0
51	21.0	1.9	41.9

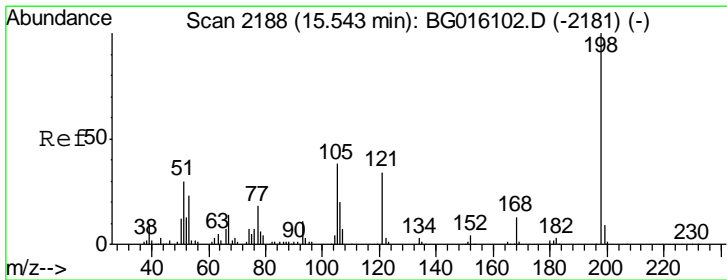
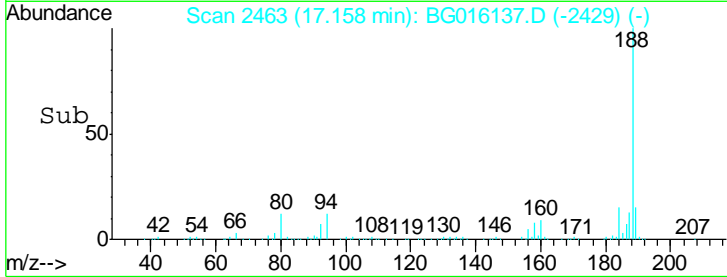
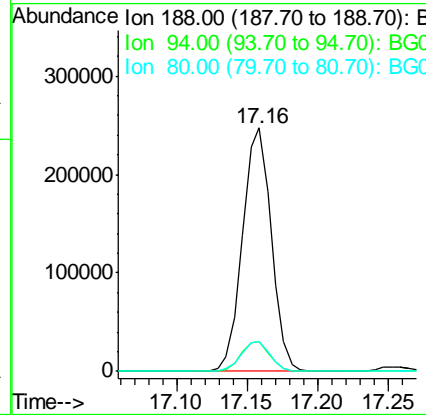
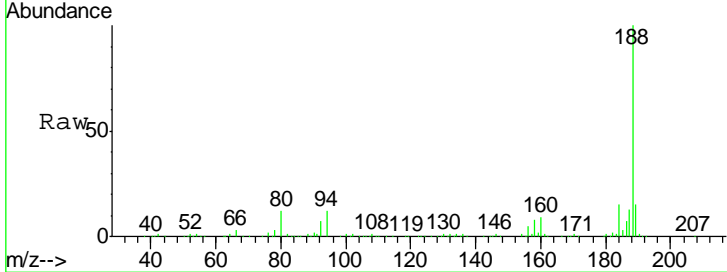




#63
 Phenanthrene-d10
 Concen: 20.00 ng
 RT: 17.16 min Scan# 2463
 Delta R.T. -0.00 min
 Lab File: BG016137.D
 Acq: 26 Mar 2015 13:23

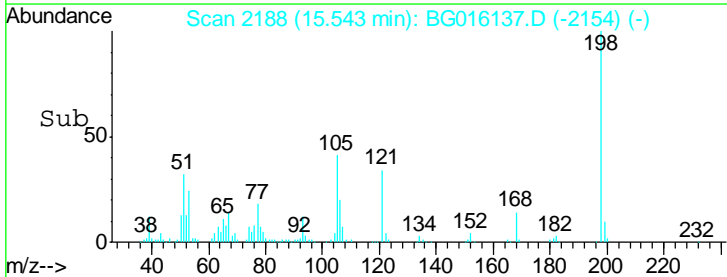
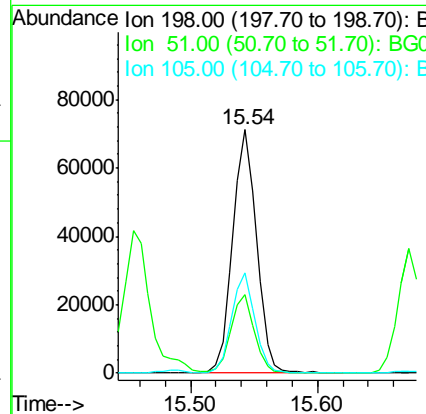
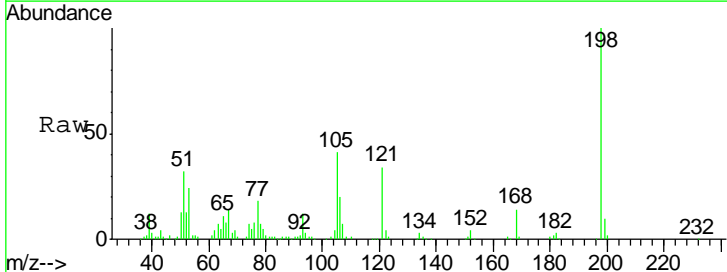
Instrument :
 BNA_G
 ClientSampleId :
 SSTDCCC040

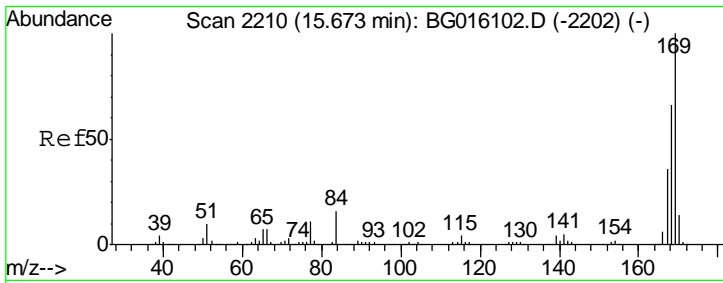
Tgt Ion	Resp	Lower	Upper
188	100		
94	12.1	9.1	13.7
80	12.3	9.8	14.8



#64
 4,6-Dinitro-2-methylphenol
 Concen: 39.55 ng
 RT: 15.54 min Scan# 2188
 Delta R.T. -0.00 min
 Lab File: BG016137.D
 Acq: 26 Mar 2015 13:23

Tgt Ion	Resp	Lower	Upper
198	100		
51	32.3	10.7	50.7
105	40.9	18.3	58.3

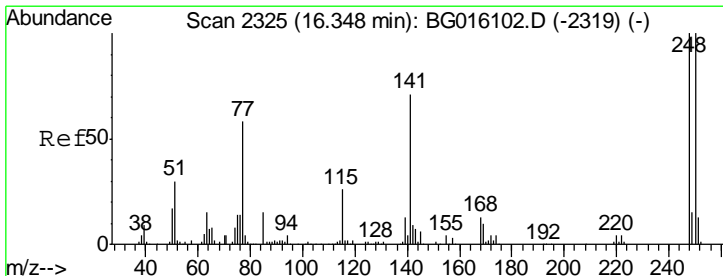
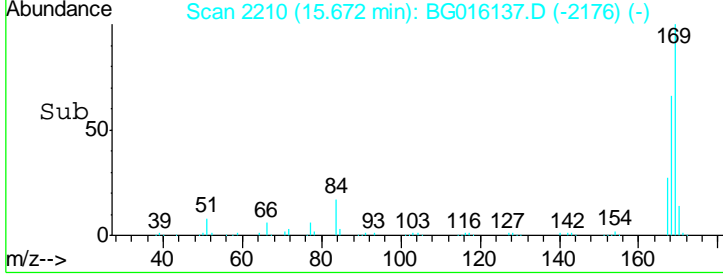
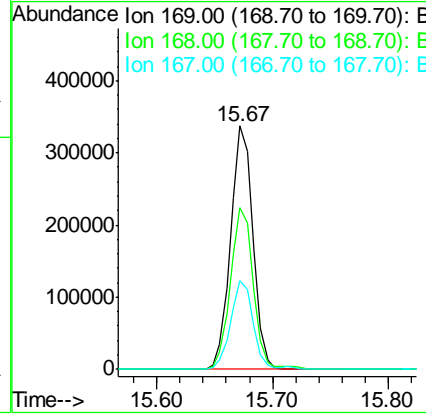
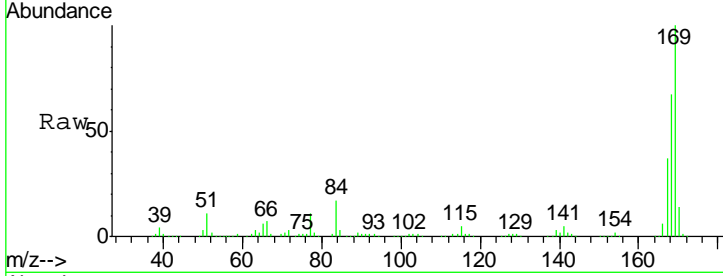




#65
 n-Nitrosodiphenylamine
 Concen: 40.03 ng
 RT: 15.67 min Scan# 2210
 Delta R.T. -0.00 min
 Lab File: BG016137.D
 Acq: 26 Mar 2015 13:23

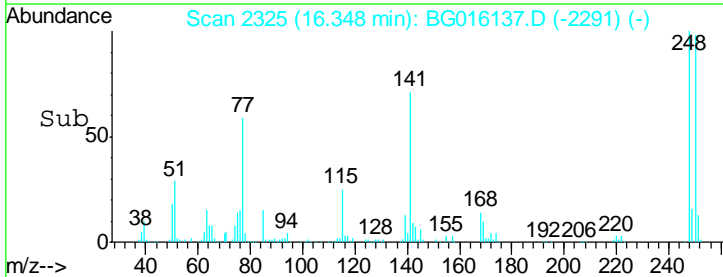
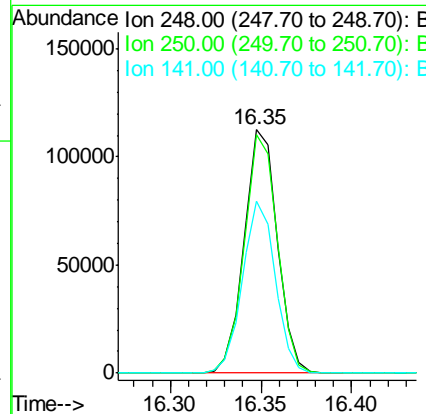
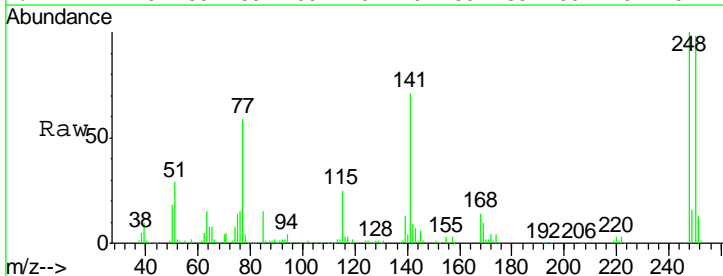
Instrument :
 BNA_G
 ClientSampleId :
 SSTDCCC040

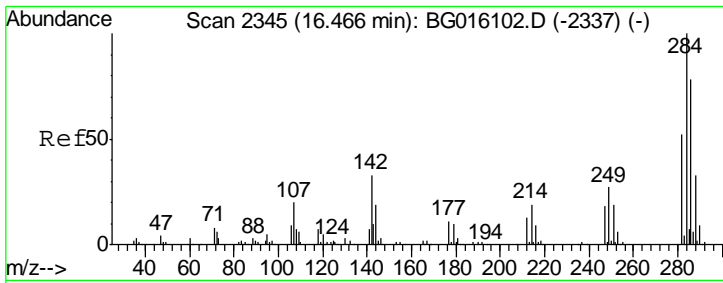
Tgt Ion	Resp	Lower	Upper
169	100		
168	66.5	53.0	79.4
167	36.7	29.0	43.4



#66
 4-Bromophenyl-phenylether
 Concen: 39.80 ng
 RT: 16.35 min Scan# 2325
 Delta R.T. -0.00 min
 Lab File: BG016137.D
 Acq: 26 Mar 2015 13:23

Tgt Ion	Resp	Lower	Upper
248	100		
250	97.9	80.2	120.2
141	70.8	57.0	85.4

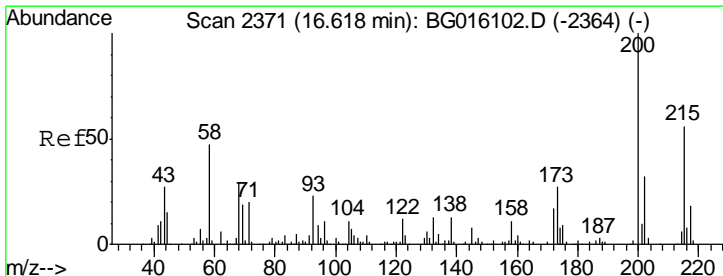
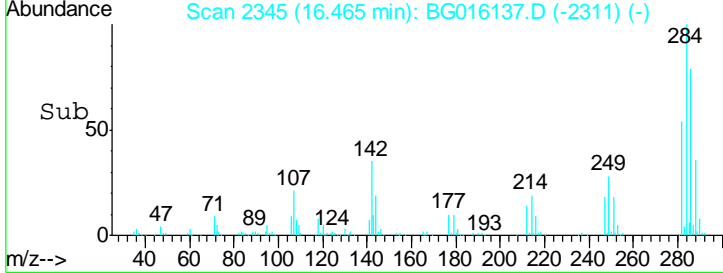
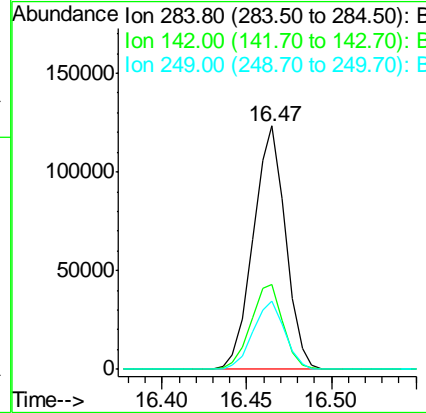
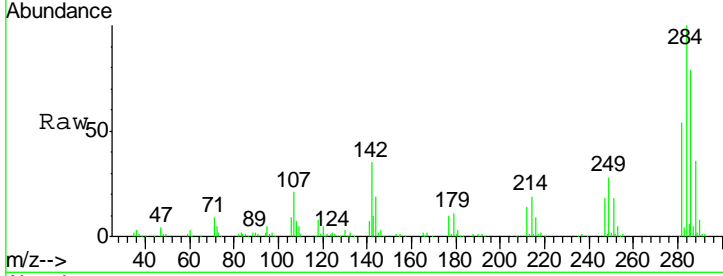




#67
 Hexachlorobenzene
 Concen: 40.44 ng
 RT: 16.47 min Scan# 2345
 Delta R.T. -0.00 min
 Lab File: BG016137.D
 Acq: 26 Mar 2015 13:23

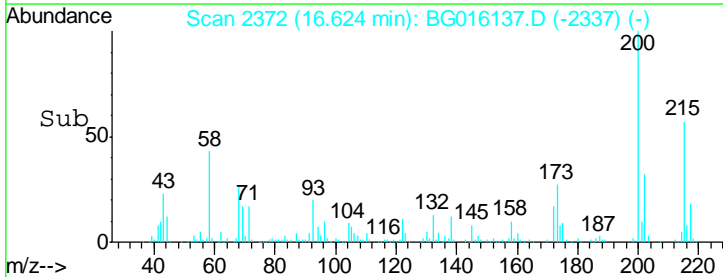
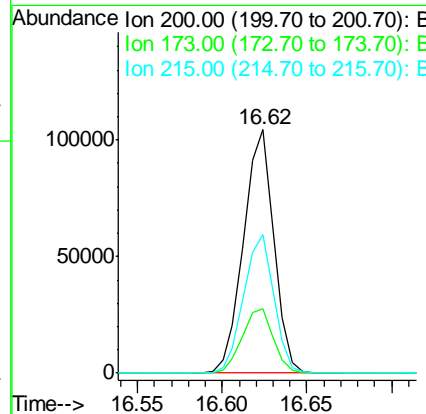
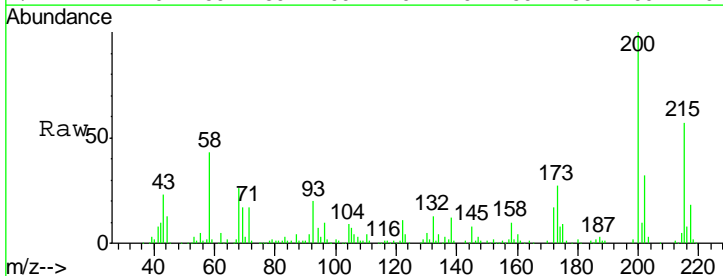
Instrument :
 BNA_G
 ClientSampled :
 SSTDCCC040

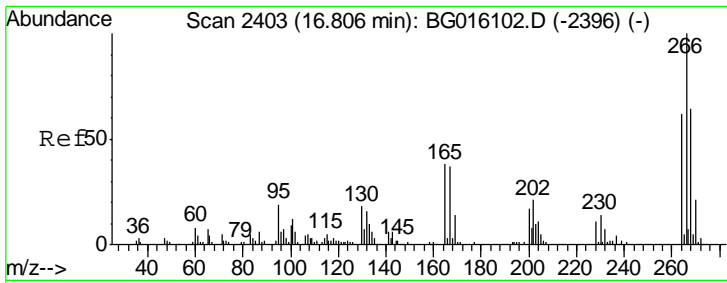
Tgt Ion	Resp	Lower	Upper
284	164181		
142	34.7	26.7	40.1
249	28.0	21.8	32.8



#68
 Atrazine
 Concen: 39.20 ng
 RT: 16.62 min Scan# 2372
 Delta R.T. 0.01 min
 Lab File: BG016137.D
 Acq: 26 Mar 2015 13:23

Tgt Ion	Resp	Lower	Upper
200	130936		
173	26.6	7.5	47.5
215	56.8	36.4	76.4

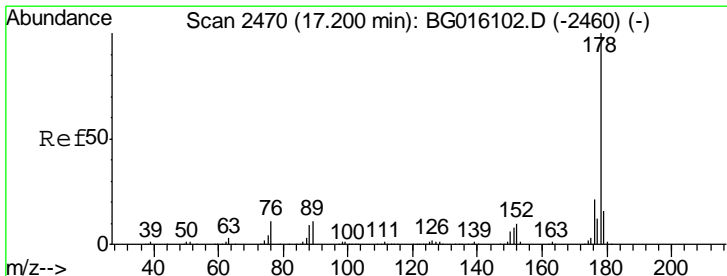
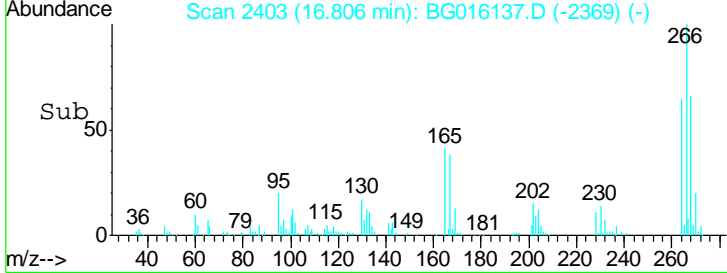
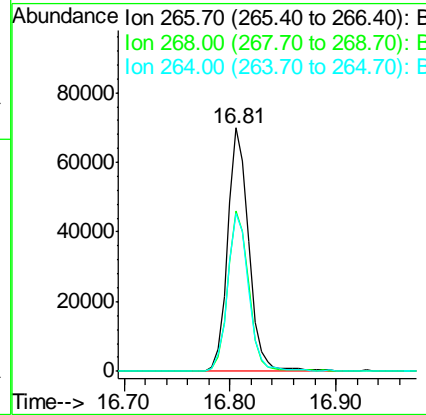
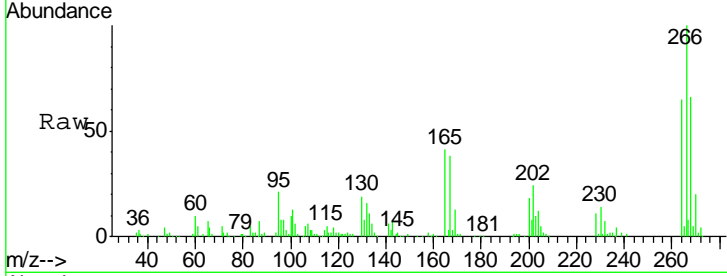




#69
 Pentachlorophenol
 Concen: 41.92 ng
 RT: 16.81 min Scan# 2403
 Delta R.T. -0.00 min
 Lab File: BG016137.D
 Acq: 26 Mar 2015 13:23

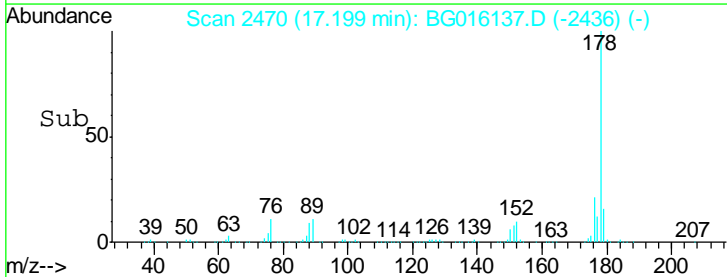
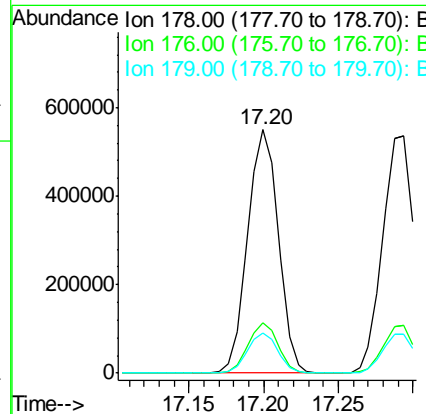
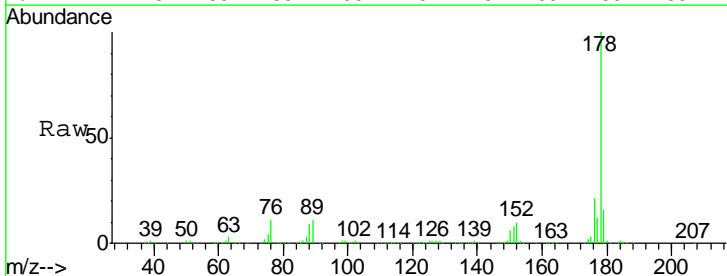
Instrument :
 BNA_G
 ClientSampleId :
 SSTDCCC040

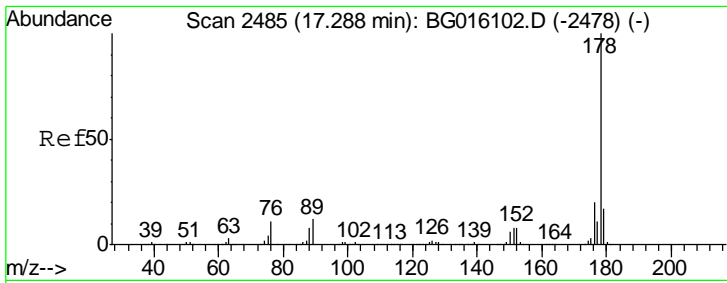
Tgt Ion	Resp	Lower	Upper
266	100		
268	65.9	51.5	77.3
264	65.0	49.8	74.6



#70
 Phenanthrene
 Concen: 39.55 ng
 RT: 17.20 min Scan# 2470
 Delta R.T. -0.00 min
 Lab File: BG016137.D
 Acq: 26 Mar 2015 13:23

Tgt Ion	Resp	Lower	Upper
178	100		
176	20.5	16.5	24.7
179	16.3	13.0	19.6



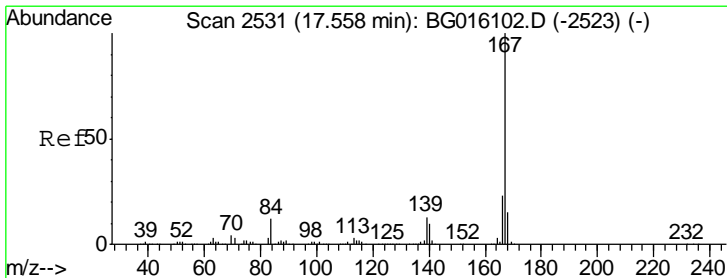
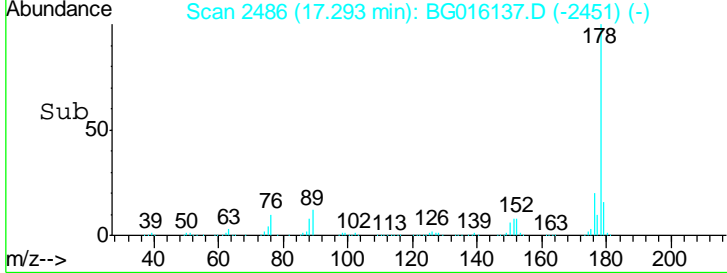
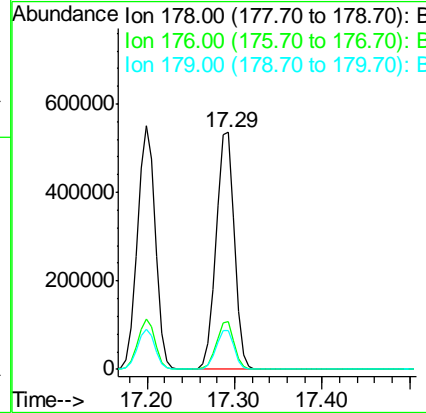
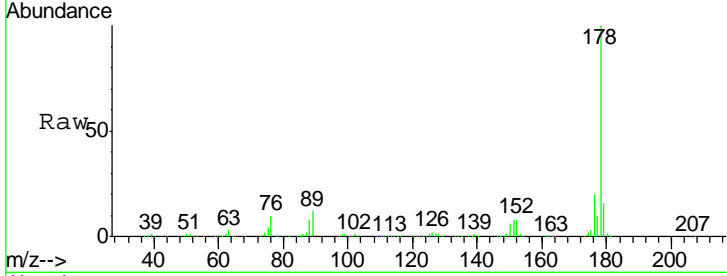


#71
 Anthracene
 Concen: 39.60 ng
 RT: 17.29 min Scan# 2486
 Delta R.T. 0.01 min
 Lab File: BG016137.D
 Acq: 26 Mar 2015 13:23

Instrument :
 BNA_G
 ClientSampleId :
 SSTDCCC040

Tgt Ion: 178 Resp: 777910

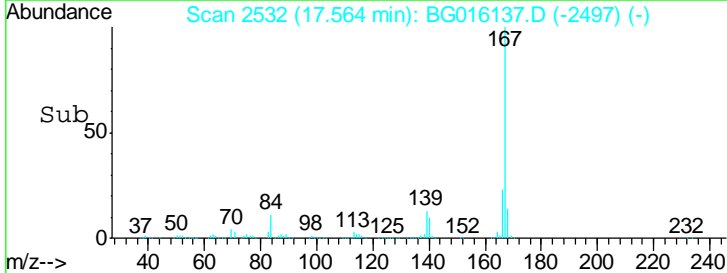
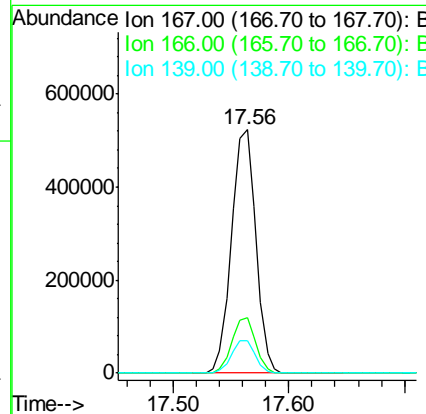
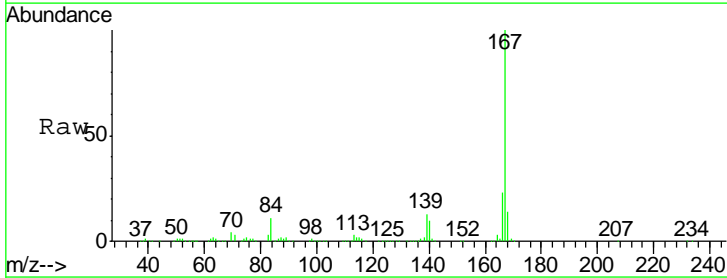
Ion	Ratio	Lower	Upper
178	100		
176	19.9	15.6	23.4
179	16.4	13.3	19.9

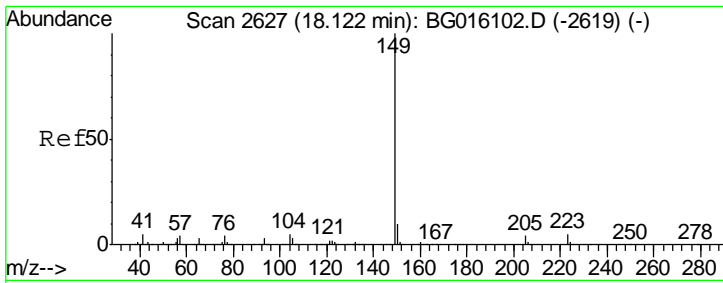


#72
 Carbazole
 Concen: 39.62 ng
 RT: 17.56 min Scan# 2532
 Delta R.T. 0.01 min
 Lab File: BG016137.D
 Acq: 26 Mar 2015 13:23

Tgt Ion: 167 Resp: 763832

Ion	Ratio	Lower	Upper
167	100		
166	22.9	18.2	27.2
139	13.4	10.7	16.1

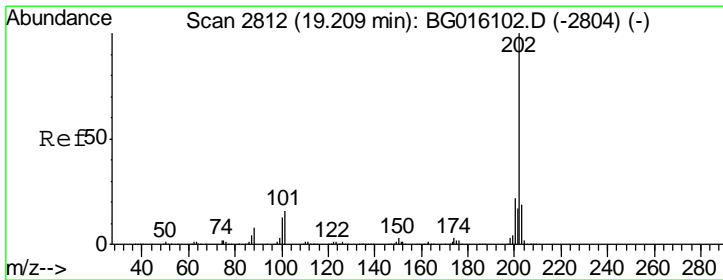
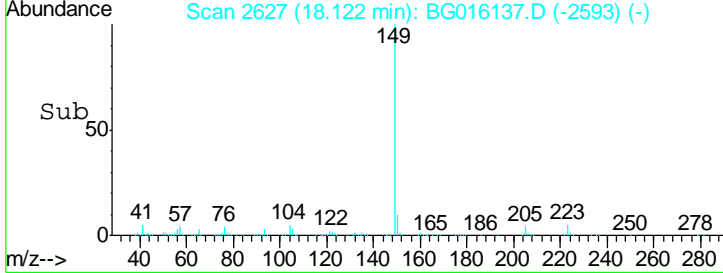
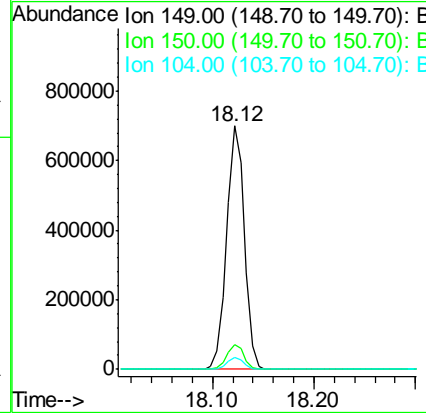
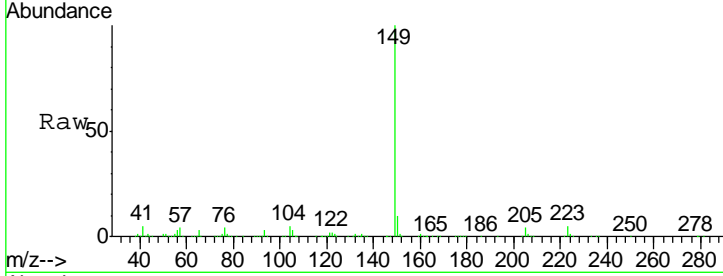




#73
 Di-n-butylphthalate
 Concen: 38.84 ng
 RT: 18.12 min Scan# 2627
 Delta R.T. -0.00 min
 Lab File: BG016137.D
 Acq: 26 Mar 2015 13:23

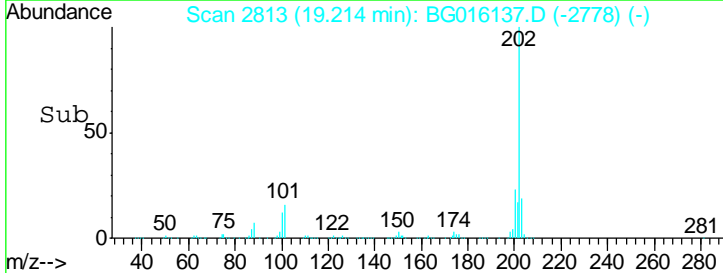
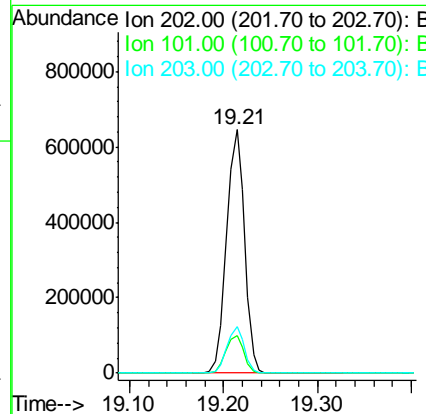
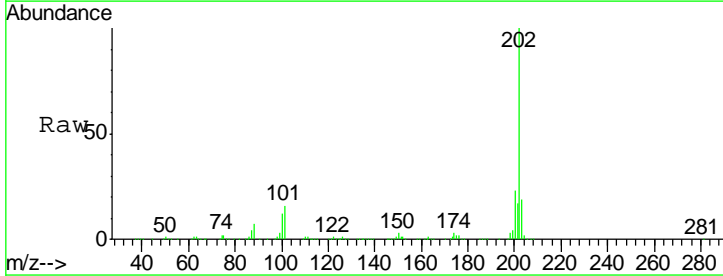
Instrument :
 BNA_G
 ClientSampleId :
 SSTDCCC040

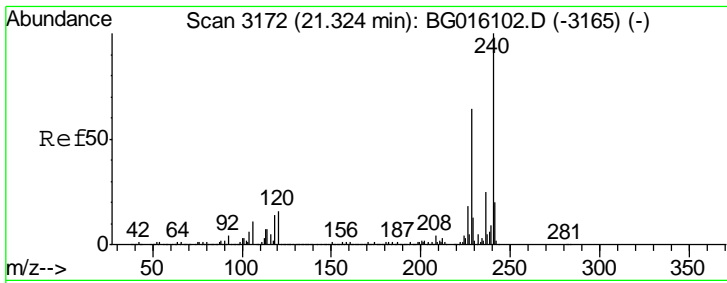
Tgt Ion	Resp	Lower	Upper
149	100		
150	10.3	8.0	12.0
104	4.7	3.8	5.6



#74
 Fluoranthene
 Concen: 39.22 ng
 RT: 19.21 min Scan# 2813
 Delta R.T. 0.01 min
 Lab File: BG016137.D
 Acq: 26 Mar 2015 13:23

Tgt Ion	Resp	Lower	Upper
202	100		
101	15.5	0.0	35.9
203	18.9	0.0	38.7

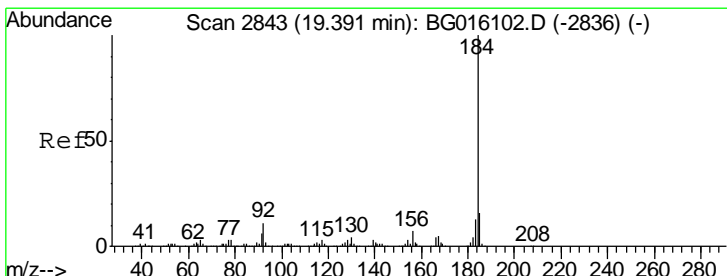
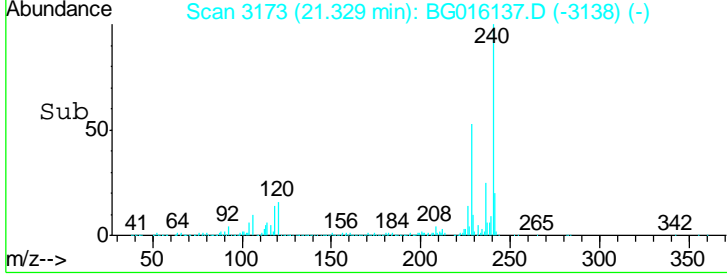
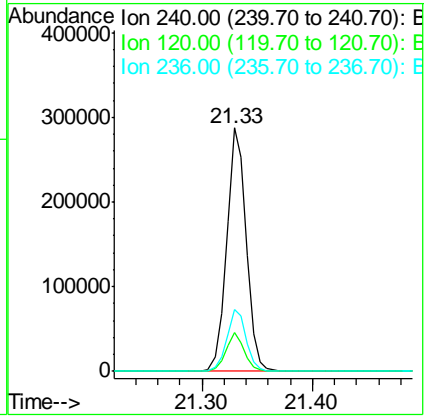
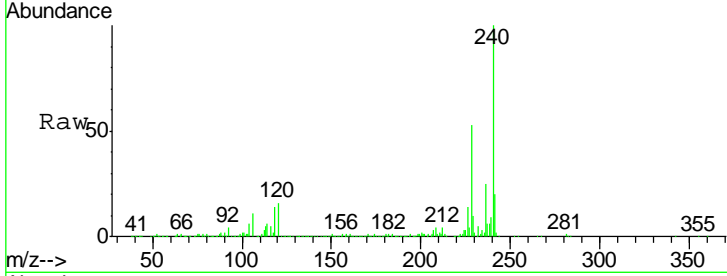




#75
 Chrysene-d12
 Concen: 20.00 ng
 RT: 21.33 min Scan# 3173
 Delta R.T. 0.01 min
 Lab File: BG016137.D
 Acq: 26 Mar 2015 13:23

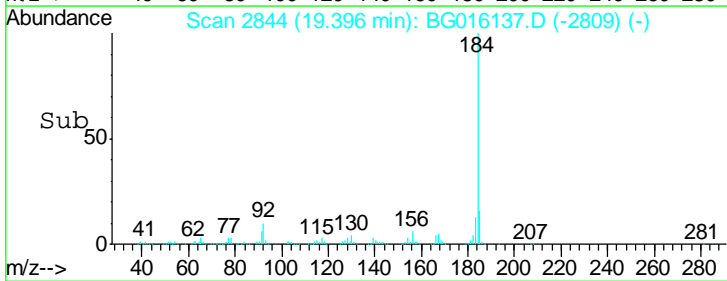
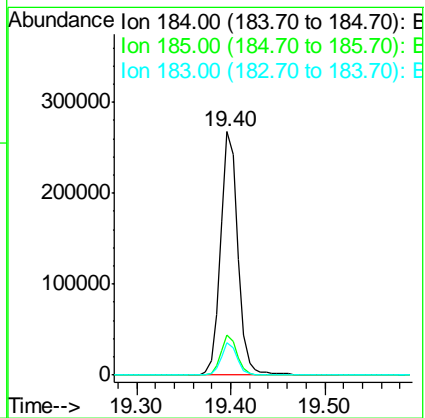
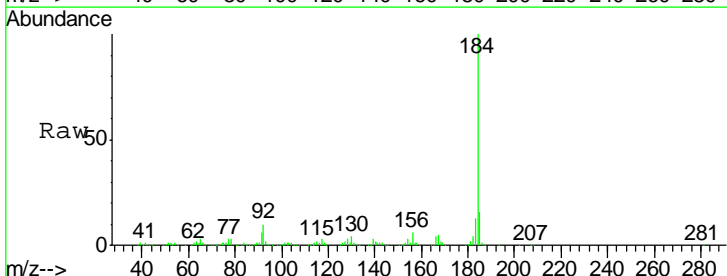
Instrument :
 BNA_G
 ClientSampleId :
 SSTDCCC040

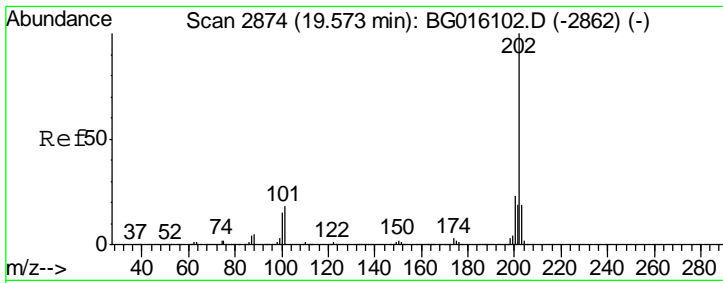
Tgt Ion	Resp	Lower	Upper
240	355983		
120	15.7	13.0	19.4
236	25.4	20.2	30.2



#76
 Benzidine
 Concen: 36.84 ng
 RT: 19.40 min Scan# 2844
 Delta R.T. 0.01 min
 Lab File: BG016137.D
 Acq: 26 Mar 2015 13:23

Tgt Ion	Resp	Lower	Upper
184	343639		
185	16.3	12.6	18.8
183	13.1	10.2	15.4

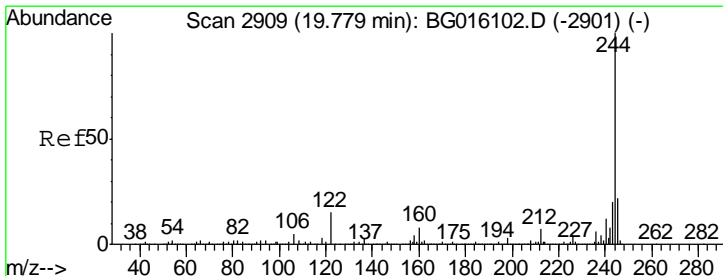
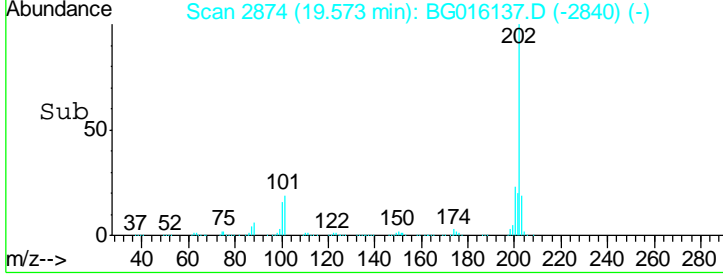
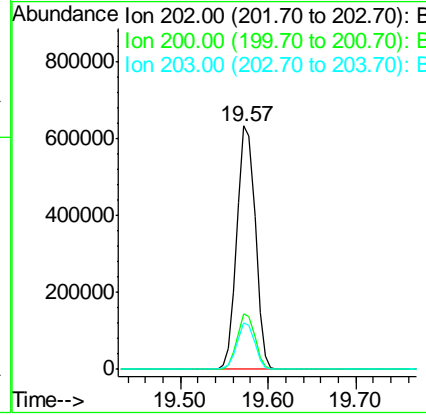
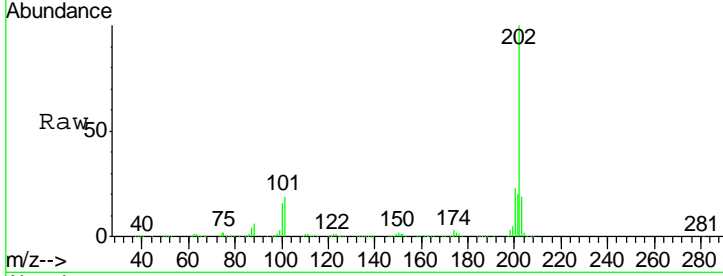




#77
 Pyrene
 Concen: 40.78 ng
 RT: 19.57 min Scan# 2874
 Delta R.T. -0.00 min
 Lab File: BG016137.D
 Acq: 26 Mar 2015 13:23

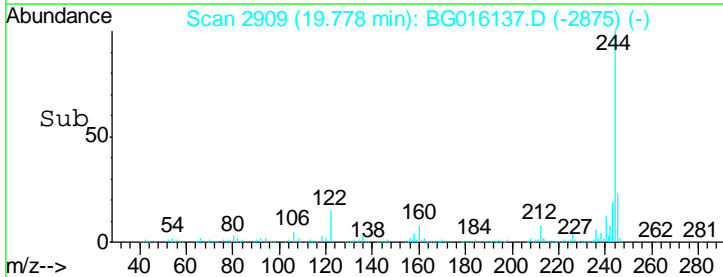
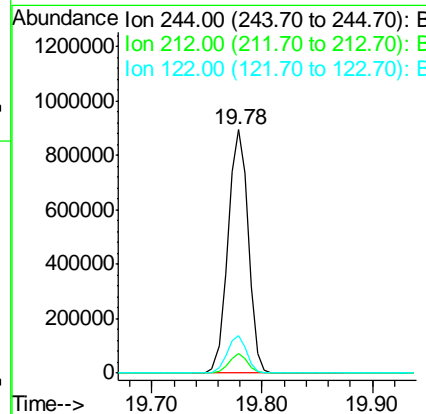
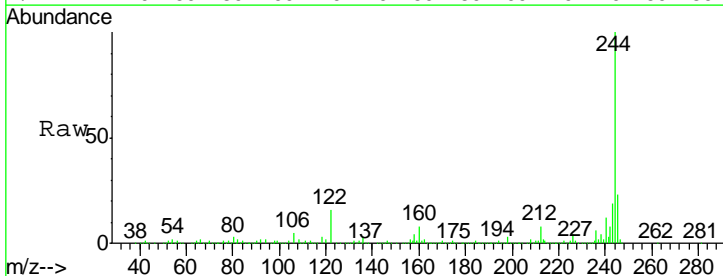
Instrument :
 BNA_G
 ClientSampled :
 SSTDCCC040

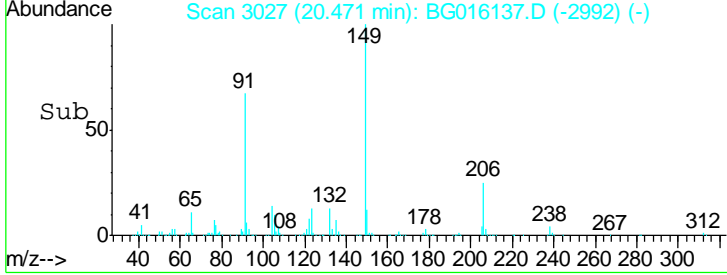
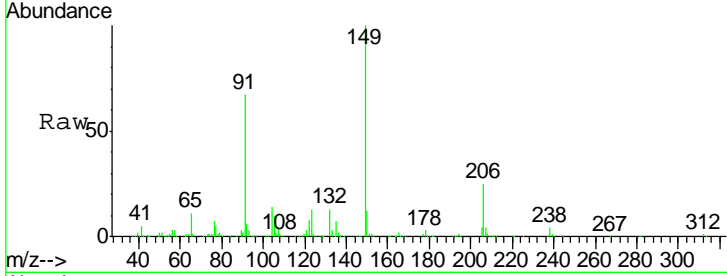
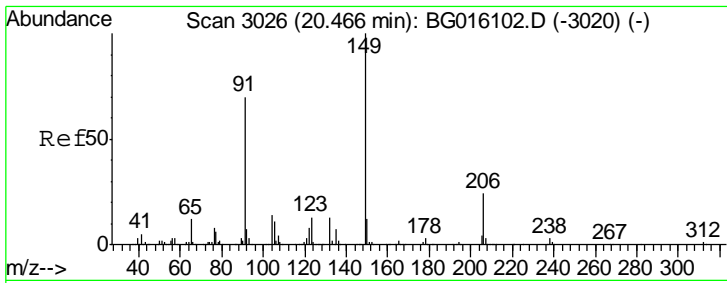
Tgt Ion	Resp	Lower	Upper
202	100		
200	22.7	18.4	27.6
203	19.1	15.4	23.0



#78
 Terphenyl-d14
 Concen: 81.48 ng
 RT: 19.78 min Scan# 2909
 Delta R.T. 0.00 min
 Lab File: BG016137.D
 Acq: 26 Mar 2015 13:23

Tgt Ion	Resp	Lower	Upper
244	100		
212	7.8	5.9	8.9
122	15.5	12.2	18.2

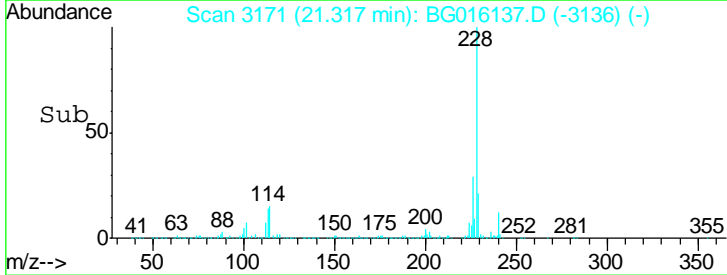
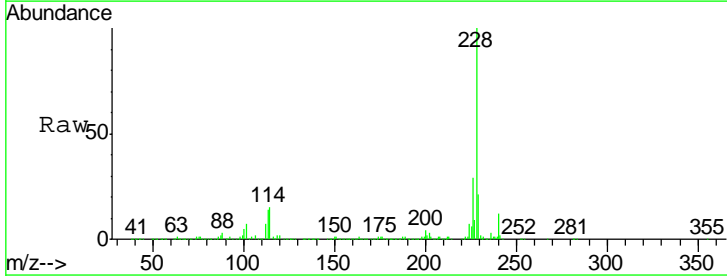
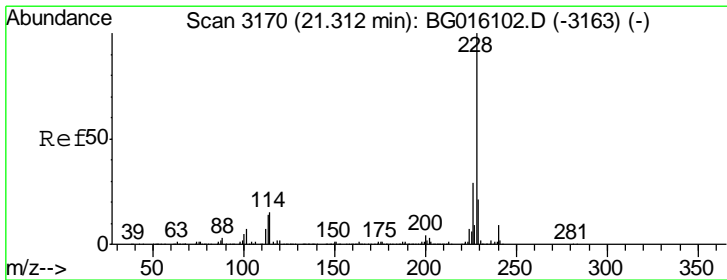
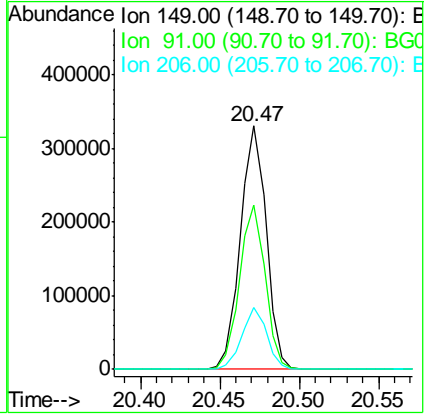




#79
 Butylbenzylphthalate
 Concen: 40.86 ng
 RT: 20.47 min Scan# 3027
 Delta R.T. 0.01 min
 Lab File: BG016137.D
 Acq: 26 Mar 2015 13:23

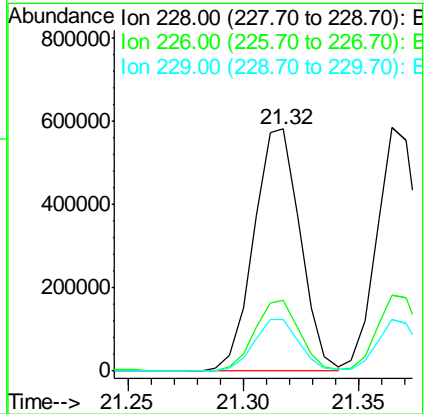
Instrument :
 BNA_G
 ClientSampleId :
 SSTDCCC040

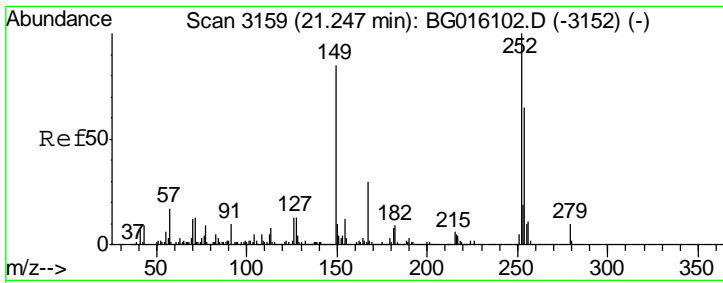
Tgt Ion	Resp	Lower	Upper
149	374117		
91	67.4	55.8	83.6
206	25.2	19.1	28.7



#80
 Benzo(a)anthracene
 Concen: 40.09 ng
 RT: 21.32 min Scan# 3171
 Delta R.T. 0.01 min
 Lab File: BG016137.D
 Acq: 26 Mar 2015 13:23

Tgt Ion	Resp	Lower	Upper
228	809375		
226	29.0	23.0	34.4
229	21.1	16.8	25.2

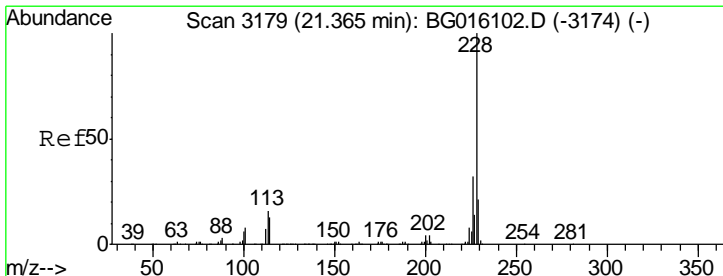
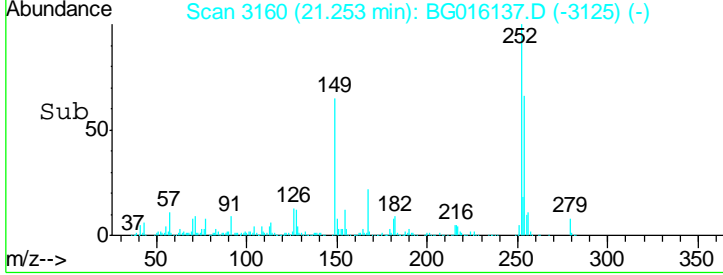
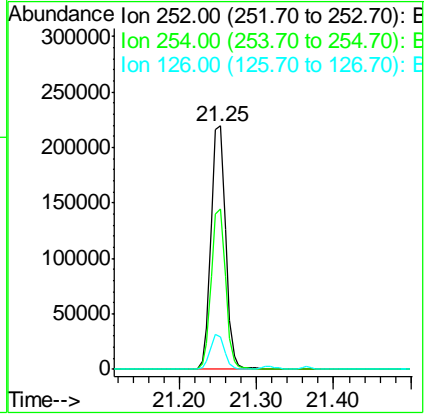
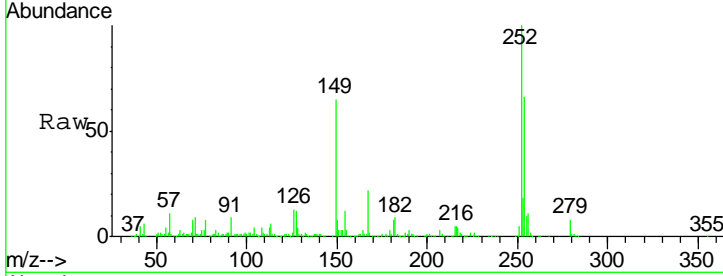




#81
 3,3'-Dichlorobenzidine
 Concen: 40.77 ng
 RT: 21.25 min Scan# 3160
 Delta R.T. 0.01 min
 Lab File: BG016137.D
 Acq: 26 Mar 2015 13:23

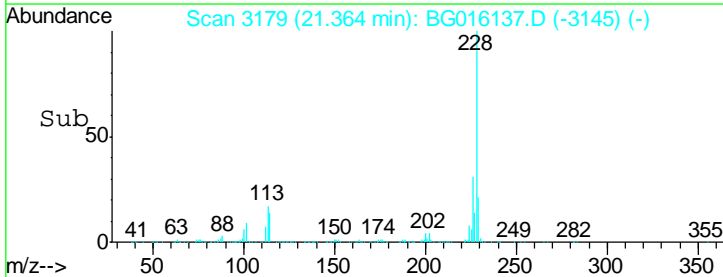
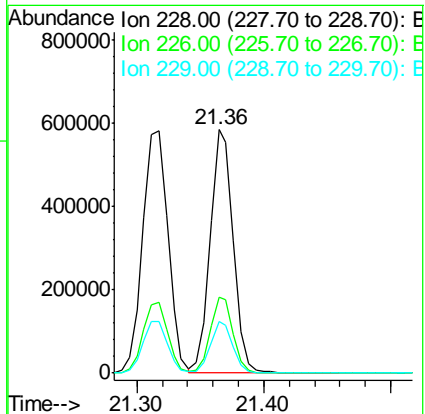
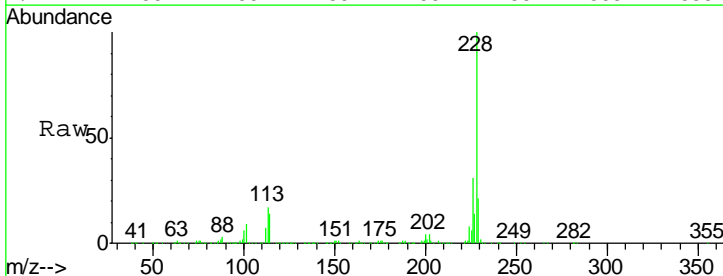
Instrument :
 BNA_G
 ClientSampleId :
 SSTDCCC040

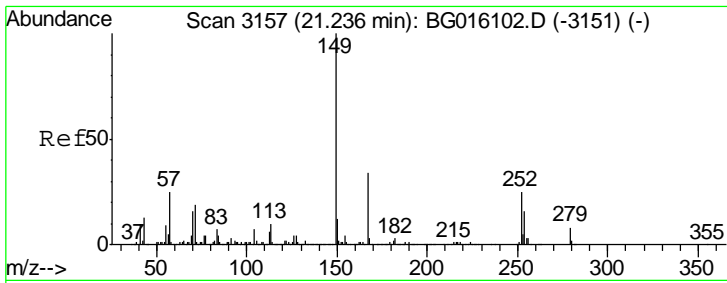
Tgt Ion	Resp	Lower	Upper
252	286153		
254	65.7	51.7	77.5
126	13.5	10.6	16.0



#82
 Chrysene
 Concen: 40.04 ng
 RT: 21.36 min Scan# 3179
 Delta R.T. -0.00 min
 Lab File: BG016137.D
 Acq: 26 Mar 2015 13:23

Tgt Ion	Resp	Lower	Upper
228	740628		
226	31.4	25.7	38.5
229	21.0	17.0	25.6

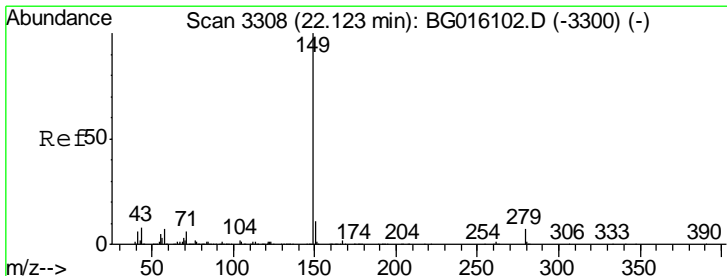
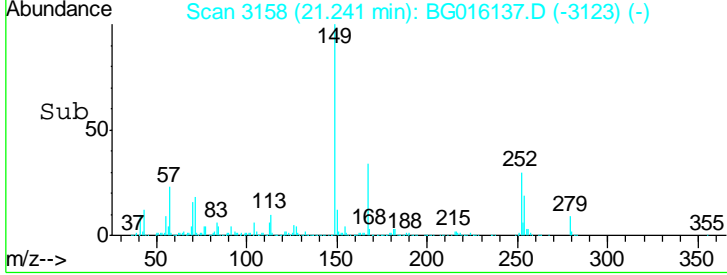
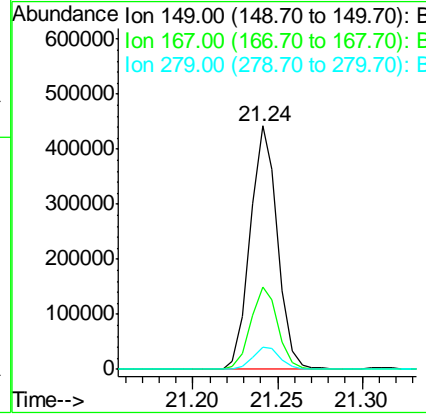
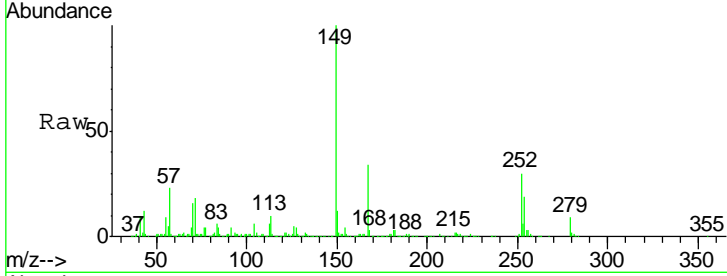




#83
 Bis(2-ethylhexyl)phthalate
 Concen: 39.59 ng
 RT: 21.24 min Scan# 3158
 Delta R.T. 0.01 min
 Lab File: BG016137.D
 Acq: 26 Mar 2015 13:23

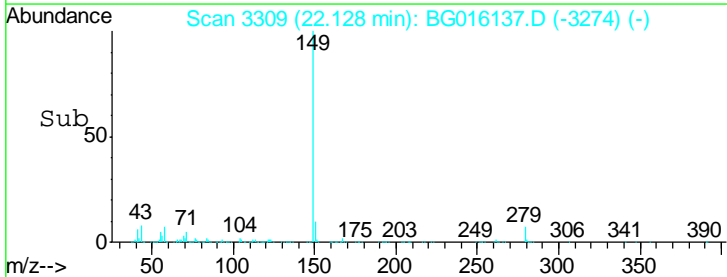
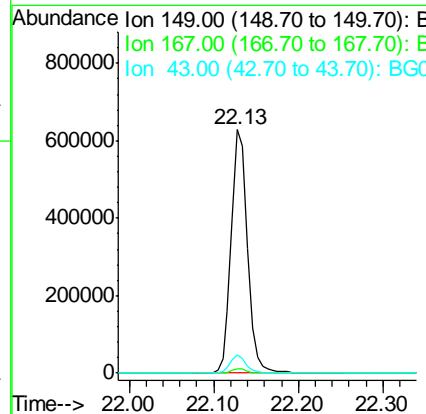
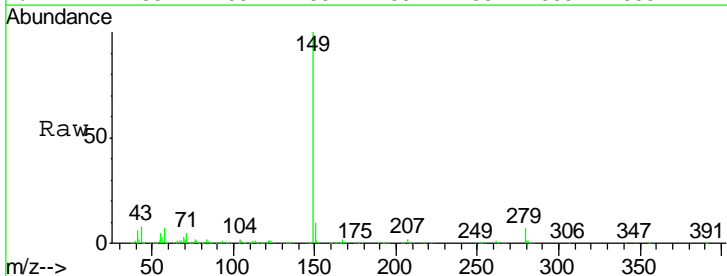
Instrument :
 BNA_G
 ClientSampleId :
 SSTDCCC040

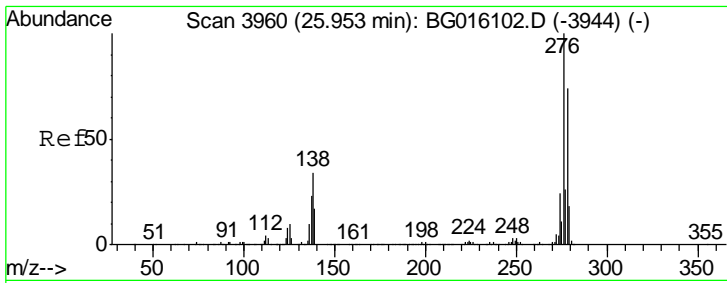
Tgt Ion	Resp	Lower	Upper
149	497680		
167	33.8	27.1	40.7
279	8.9	6.4	9.6



#84
 Di-n-octyl phthalate
 Concen: 39.21 ng
 RT: 22.13 min Scan# 3309
 Delta R.T. 0.01 min
 Lab File: BG016137.D
 Acq: 26 Mar 2015 13:23

Tgt Ion	Resp	Lower	Upper
149	831132		
167	1.7	1.4	2.0
43	7.3	6.1	9.1

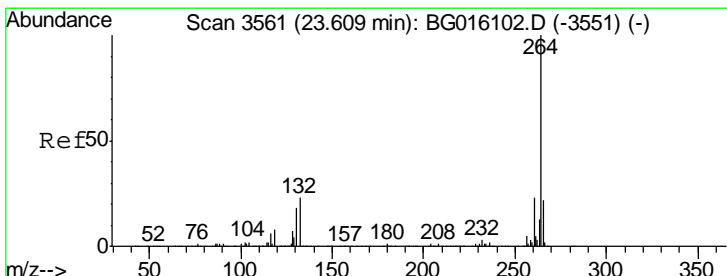
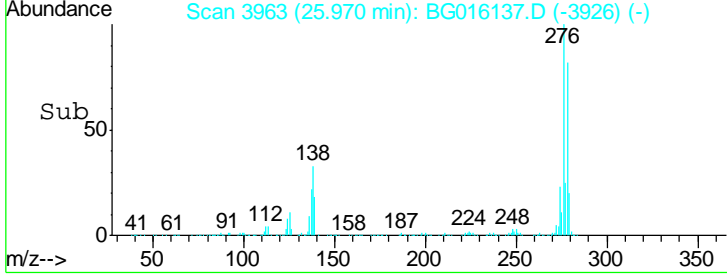
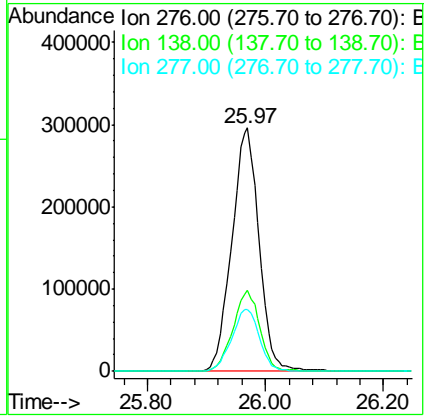
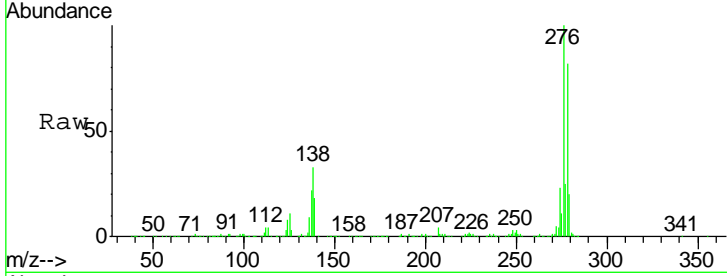




#85
 Indeno(1,2,3-cd)pyrene
 Concen: 39.99 ng
 RT: 25.97 min Scan# 3963
 Delta R.T. 0.02 min
 Lab File: BG016137.D
 Acq: 26 Mar 2015 13:23

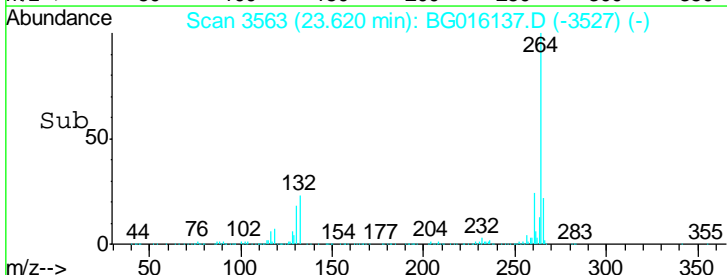
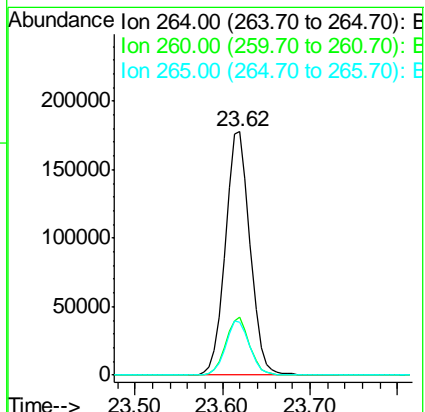
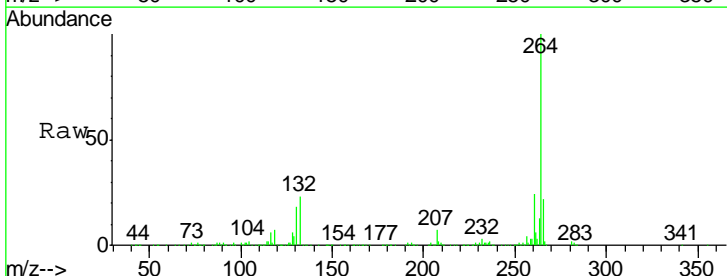
Instrument :
 BNA_G
 ClientSampleId :
 SSTDCCC040

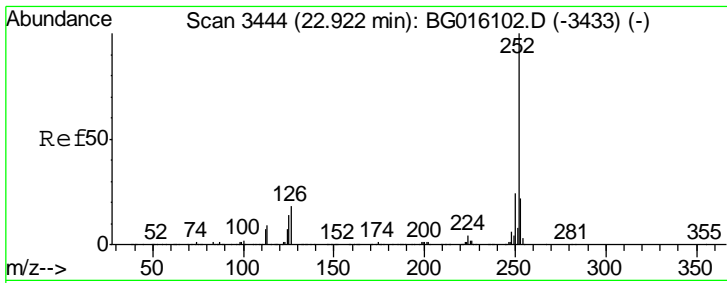
Tgt Ion	Resp	Lower	Upper
276	100		
138	33.0	26.9	40.3
277	26.0	20.7	31.1



#86
 Perylene-d12
 Concen: 20.00 ng
 RT: 23.62 min Scan# 3563
 Delta R.T. 0.01 min
 Lab File: BG016137.D
 Acq: 26 Mar 2015 13:23

Tgt Ion	Resp	Lower	Upper
264	100		
260	23.7	18.4	27.6
265	21.8	17.3	25.9

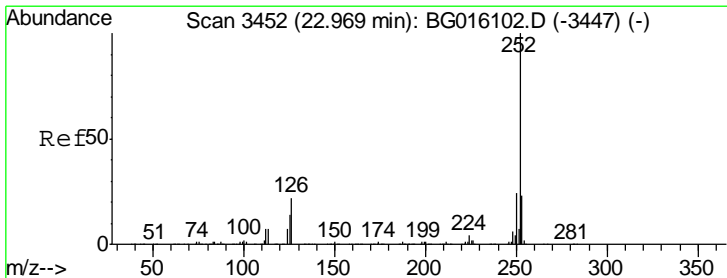
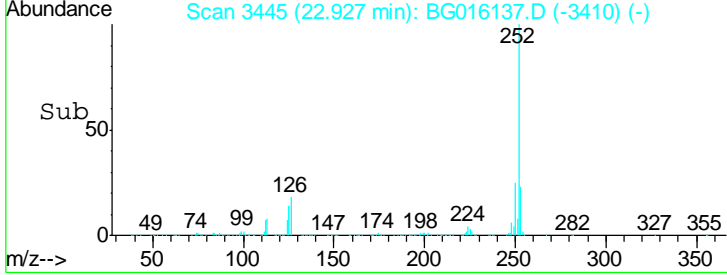
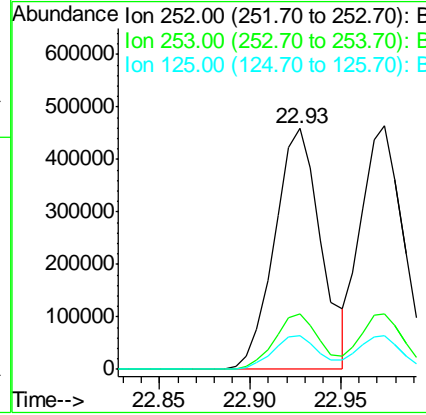
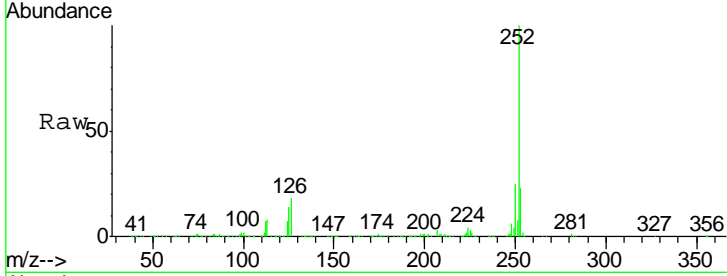




#87
 Benzo(b)fluoranthene
 Concen: 41.33 ng
 RT: 22.93 min Scan# 3445
 Delta R.T. 0.01 min
 Lab File: BG016137.D
 Acq: 26 Mar 2015 13:23

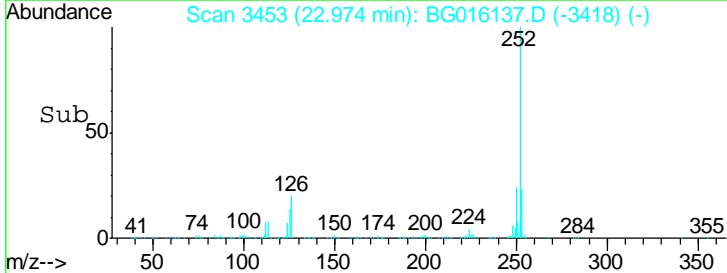
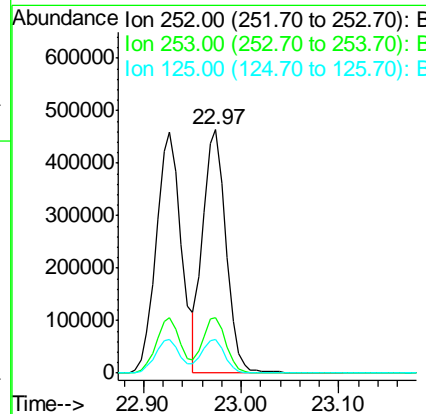
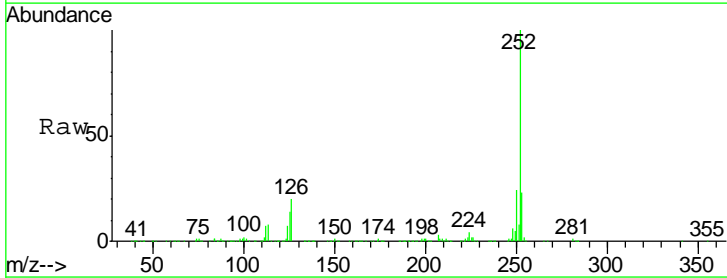
Instrument :
 BNA_G
 ClientSampleId :
 SSTDCCC040

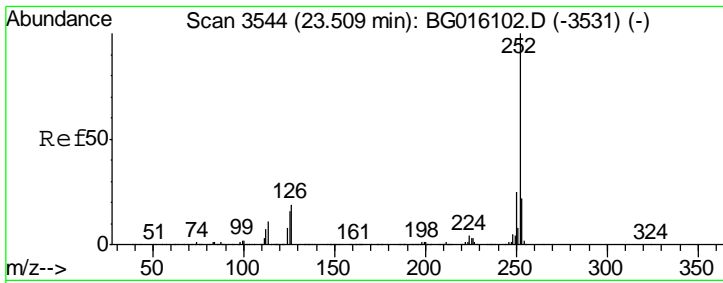
Tgt Ion	Resp	Lower	Upper
252	100		
253	22.8	17.9	26.9
125	13.9	11.1	16.7



#88
 Benzo(k)fluoranthene
 Concen: 39.18 ng
 RT: 22.97 min Scan# 3453
 Delta R.T. 0.01 min
 Lab File: BG016137.D
 Acq: 26 Mar 2015 13:23

Tgt Ion	Resp	Lower	Upper
252	100		
253	22.8	18.2	27.4
125	13.9	11.0	16.4

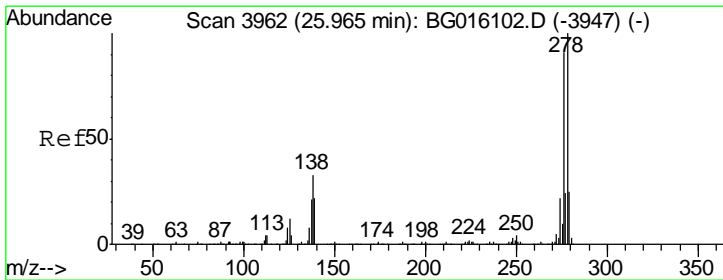
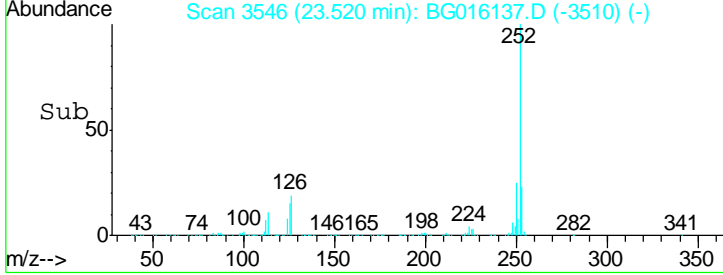
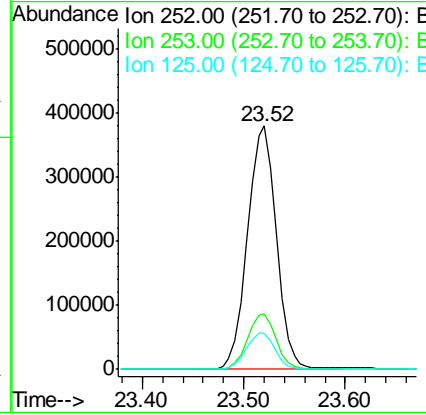
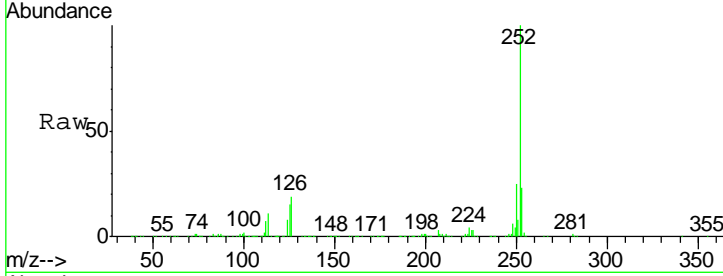




#89
 Benzo(a)pyrene
 Concen: 40.44 ng
 RT: 23.52 min Scan# 3546
 Delta R.T. 0.01 min
 Lab File: BG016137.D
 Acq: 26 Mar 2015 13:23

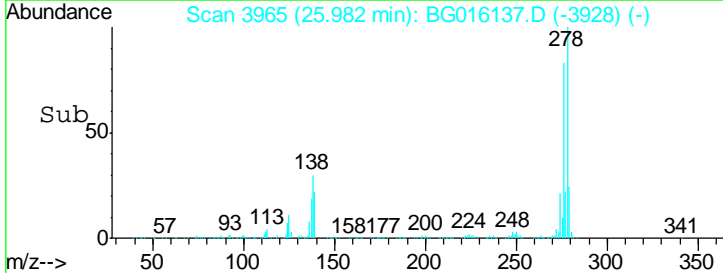
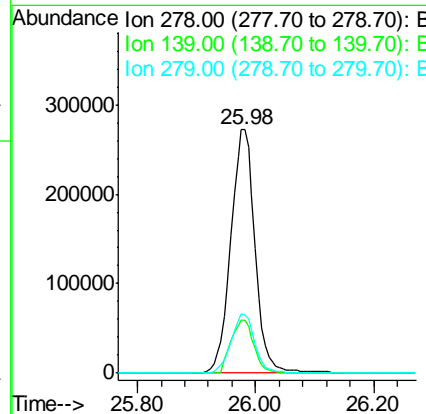
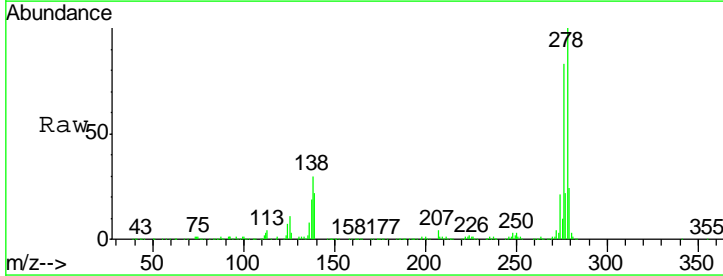
Instrument :
 BNA_G
 ClientSampled :
 SSTDCCC040

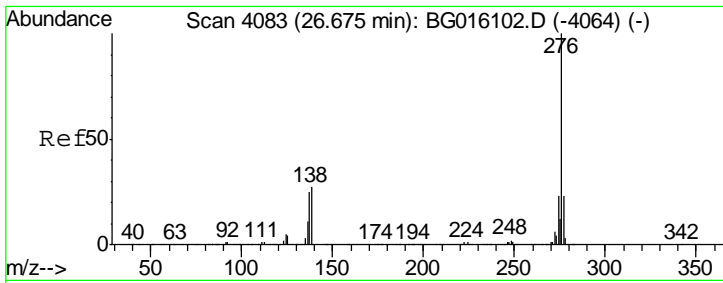
Tgt Ion	Resp	Lower	Upper
252	100		
253	22.6	17.9	26.9
125	15.0	12.5	18.7



#90
 Dibenzo(a,h)anthracene
 Concen: 40.34 ng
 RT: 25.98 min Scan# 3965
 Delta R.T. 0.02 min
 Lab File: BG016137.D
 Acq: 26 Mar 2015 13:23

Tgt Ion	Resp	Lower	Upper
278	100		
139	21.8	17.8	26.8
279	24.1	19.9	29.9





#91
 Benzo(g,h,i)perylene
 Concen: 39.93 ng
 RT: 26.69 min Scan# 4085
 Delta R.T. 0.01 min
 Lab File: BG016137.D
 Acq: 26 Mar 2015 13:23

Instrument :
 BNA_G
ClientSampled :
 SSTDCCC040

Tgt Ion	Resp	Lower	Upper
276	763890		
277	24.2	18.7	28.1
138	27.6	22.0	33.0

