

Data Path : Z:\HPCHEM1\BNA_G\DATA\BG040615\
 Data File : BG016233.D
 Acq On : 6 Apr 2015 20:50
 Operator : TP/IZ
 Sample : G1614-06
 Misc :
 ALS Vial : 11 Sample Multiplier: 1

Instrument :
 BNA_G
 ClientSampleId :
 LOQ-WATER2015-02

Quant Time: Apr 07 05:11:22 2015
 Quant Method : Z:\HPCHEM1\BNA_G\METHODS\8270-BG040615.M
 Quant Title : ASP BNA STANDARDS FOR 5 POINT CALIBRATION
 QLast Update : Tue Apr 07 04:17:17 2015
 Response via : Initial Calibration

Internal Standards	R.T.	QIon	Response	Conc	Units	Dev(Min)
1) 1,4-Dichlorobenzene-d4	7.70	152	65533	20.00	ng	0.00
21) Naphthalene-d8	10.49	136	303583	20.00	ng	0.00
38) Acenaphthene-d10	14.34	164	178168	20.00	ng	0.00
63) Phenanthrene-d10	17.08	188	386265	20.00	ng	0.00
75) Chrysene-d12	21.26	240	380806	20.00	ng	0.00
86) Perylene-d12	23.51	264	343375	20.00	ng	0.00

System Monitoring Compounds

5) 2-Fluorophenol	5.29	112	713506	171.83	ng	0.00
7) Phenol-d6	6.88	99	1014537	162.76	ng	0.00
23) Nitrobenzene-d5	8.86	82	535365	102.16	ng	0.00
41) 2,4,6-Tribromophenol	15.83	330	200629	166.51	ng	0.00
44) 2-Fluorobiphenyl	12.96	172	1070906	102.34	ng	0.00
78) Terphenyl-d14	19.71	244	1431905	88.00	ng	0.00

Target Compounds

Target Compounds	R.T.	QIon	Response	Conc	Units	Qvalue
2) 1,4-Dioxane	3.18	88	36869	19.53	ng	97
3) Pyridine	3.57	79	100503	17.81	ng	99
4) n-Nitrosodimethylamine	3.49	42	34313	20.46	ng	100
6) Aniline	7.03	93	96148	10.80	ng	98
8) 2-Chlorophenol	7.27	128	121863	24.44	ng	96
9) Benzaldehyde	6.84	77	92021	25.20	ng	96
10) Phenol	6.90	94	161930	24.28	ng	99
11) bis(2-Chloroethyl)ether	7.13	93	112421	21.14	ng	100
12) 1,3-Dichlorobenzene	7.59	146	108074	21.46	ng	98
13) 1,4-Dichlorobenzene	7.74	146	111115	21.27	ng	98
14) 1,2-Dichlorobenzene	8.05	146	105763	21.17	ng	99
15) Benzyl Alcohol	7.94	79	94932	21.85	ng	98
16) 2,2'-oxybis(1-Chloropropan	8.24	45	128201	21.40	ng	98
17) 2-Methylphenol	8.14	107	102379	22.89	ng	98
18) Hexachloroethane	8.77	117	41168	20.60	ng	99
19) n-Nitroso-di-n-propylamine	8.50	70	85718	19.19	ng	99
20) 3+4-Methylphenols	8.47	107	142150	22.95	ng	99
22) Acetophenone	8.52	105	155355	22.07	ng	99
24) Nitrobenzene	8.90	77	121305	21.65	ng	95
25) Isophorone	9.42	82	242203	20.81	ng	100
26) 2-Nitrophenol	9.60	139	60047	22.98	ng	97
27) 2,4-Dimethylphenol	9.67	122	114037	23.43	ng	99
28) bis(2-Chloroethoxy)methane	9.90	93	147144	22.15	ng	100
29) 2,4-Dichlorophenol	10.14	162	98073	25.46	ng	96
30) 1,2,4-Trichlorobenzene	10.35	180	90000	22.38	ng	100
31) Naphthalene	10.54	128	345712	21.85	ng	99
32) Benzoic acid	9.77	122	48088	21.12	ng	97
33) 4-Chloroaniline	10.65	127	53058	7.15	ng	98
34) Hexachlorobutadiene	10.82	225	39419	22.32	ng	97
35) Caprolactam	11.40	113	54327	22.40	ng	97
36) 4-Chloro-3-methylphenol	11.78	107	118561	23.30	ng	97
37) 2-Methylnaphthalene	12.15	142	251776	22.13	ng	98
39) 1,2,4,5-Tetrachlorobenzene	12.52	216	85642	21.83	ng	99
40) Hexachlorocyclopentadiene	12.50	237	37632	20.96	ng	95

Data Path : Z:\HPCHEM1\BNA_G\DATA\BG040615\
 Data File : BG016233.D
 Acq On : 6 Apr 2015 20:50
 Operator : TP/IZ
 Sample : G1614-06
 Misc :
 ALS Vial : 11 Sample Multiplier: 1

Instrument :
 BNA_G
 ClientSampleId :
 LOQ-WATER2015-02

Quant Time: Apr 07 05:11:22 2015
 Quant Method : Z:\HPCHEM1\BNA_G\METHODS\8270-BG040615.M
 Quant Title : ASP BNA STANDARDS FOR 5 POINT CALIBRATION
 QLast Update : Tue Apr 07 04:17:17 2015
 Response via : Initial Calibration

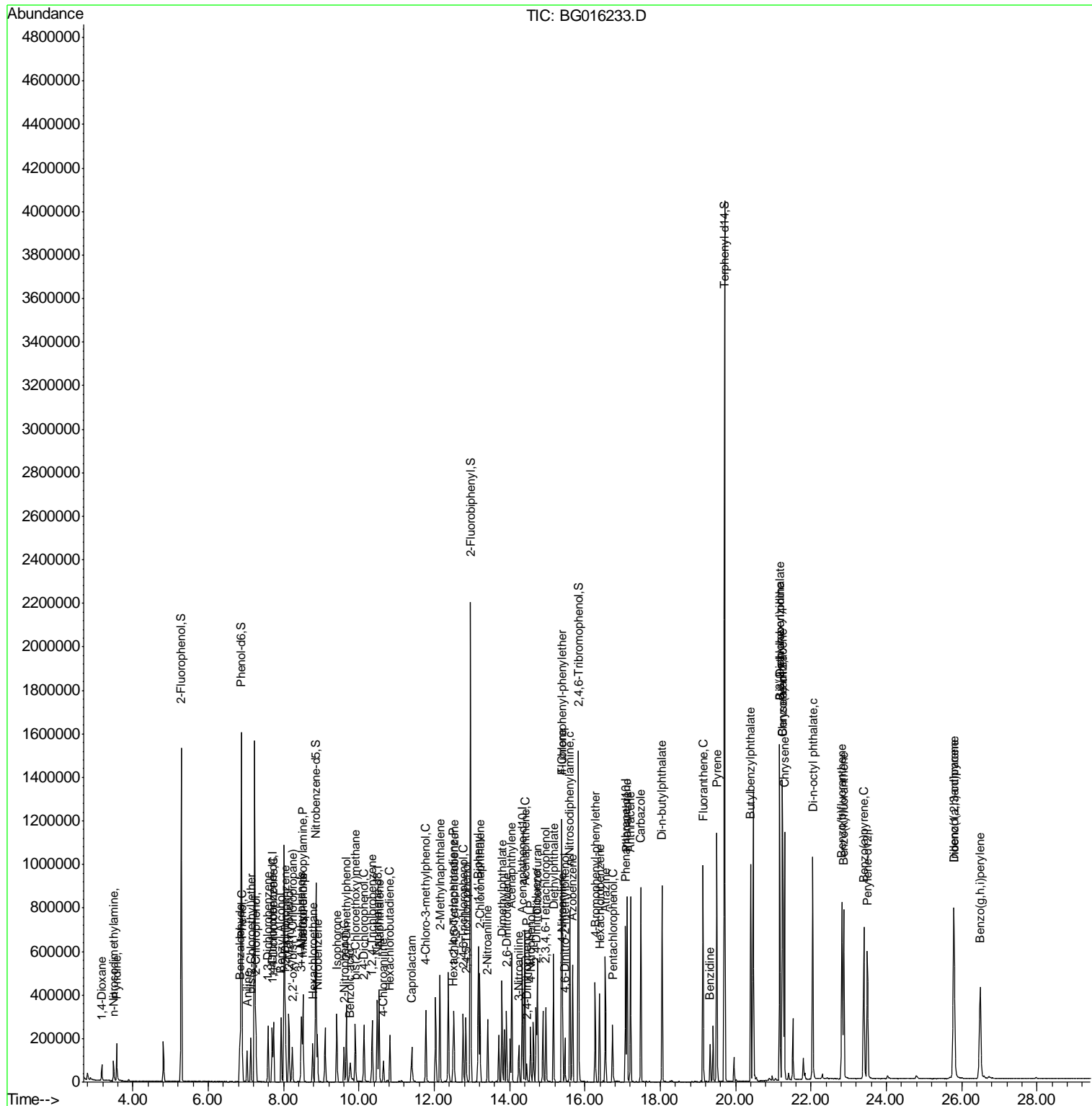
Internal Standards	R.T.	QIon	Response	Conc	Units	Dev(Min)
42) 2,4,6-Trichlorophenol	12.77	196	65880	22.60	ng	97
43) 2,4,5-Trichlorophenol	12.84	196	72826	23.38	ng	99
45) 1,1'-Biphenyl	13.17	154	305332	22.34	ng	98
46) 2-Chloronaphthalene	13.21	162	230530	22.14	ng	100
47) 2-Nitroaniline	13.42	65	74865	22.31	ng	98
48) Acenaphthylene	14.06	152	403236	21.78	ng	99
49) Dimethylphthalate	13.80	163	292145	22.37	ng	99
50) 2,6-Dinitrotoluene	13.92	165	70128	22.21	ng	98
51) Acenaphthene	14.40	154	242375	21.91	ng	98
52) 3-Nitroaniline	14.25	138	46834	11.61	ng	97
53) 2,4-Dinitrophenol	14.46	184	21410	18.77	ng	93
54) Dibenzofuran	14.74	168	354725	23.11	ng	98
55) 4-Nitrophenol	14.56	139	75103	22.53	ng	98
56) 2,4-Dinitrotoluene	14.70	165	98572	22.92	ng	97
57) Fluorene	15.39	166	307974	22.74	ng	98
58) 2,3,4,6-Tetrachlorophenol	14.96	232	57385	23.88	ng	97
59) Diethylphthalate	15.16	149	314668	22.64	ng	98
60) 4-Chlorophenyl-phenylether	15.39	204	126688	22.87	ng	96
61) 4-Nitroaniline	15.41	138	98804	21.58	ng	97
62) Azobenzene	15.67	77	334367	22.60	ng	98
64) 4,6-Dinitro-2-methylphenol	15.47	198	44279	18.85	ng	98
65) n-Nitrosodiphenylamine	15.60	169	277208	21.23	ng	98
66) 4-Bromophenyl-phenylether	16.27	248	66344	21.51	ng	99
67) Hexachlorobenzene	16.39	284	70026	21.85	ng	94
68) Atrazine	16.55	200	87901	24.15	ng	99
69) Pentachlorophenol	16.73	266	40849	20.87	ng	96
70) Phenanthrene	17.12	178	474690	21.85	ng	99
71) Anthracene	17.21	178	487916	22.66	ng	99
72) Carbazole	17.48	167	511905	23.69	ng	99
73) Di-n-butylphthalate	18.05	149	636649	24.08	ng	98
74) Fluoranthene	19.14	202	544004	24.29	ng	95
76) Benzidine	19.32	184	87038	5.39	ng	99
77) Pyrene	19.50	202	584127	22.03	ng	99
79) Butylbenzylphthalate	20.40	149	299944	23.02	ng	98
80) Benzo(a)anthracene	21.24	228	506176	22.49	ng	97
81) 3,3'-Dichlorobenzidine	21.18	252	83145	11.23	ng	98
82) Chrysene	21.30	228	480755	22.13	ng	98
83) Bis(2-ethylhexyl)phthalate	21.17	149	399542	22.65	ng	99
84) Di-n-octyl phthalate	22.05	149	662099	23.04	ng	99
85) Indeno(1,2,3-cd)pyrene	25.79	276	492161	21.80	ng	99
87) Benzo(b)fluoranthene	22.82	252	459369	22.84	ng	98
88) Benzo(k)fluoranthene	22.87	252	440839	22.40	ng	99
89) Benzo(a)pyrene	23.41	252	436169	23.14	ng	99
90) Dibenzo(a,h)anthracene	25.80	278	404977	22.08	ng	99
91) Benzo(g,h,i)perylene	26.50	276	410424	22.40	ng	95

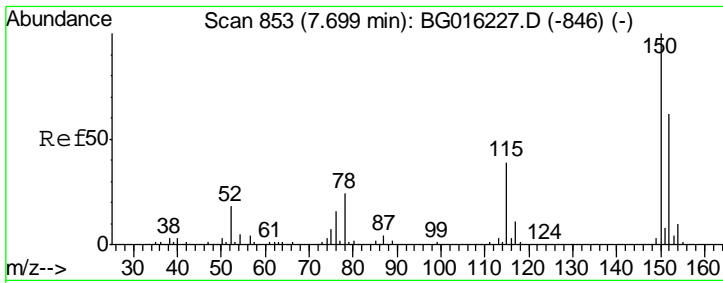
(#) = qualifier out of range (m) = manual integration (+) = signals summed

Data Path : Z:\HPCHEM1\BNA_G\DATA\BG040615\
 Data File : BG016233.D
 Acq On : 6 Apr 2015 20:50
 Operator : TP/IZ
 Sample : G1614-06
 Misc :
 ALS Vial : 11 Sample Multiplier: 1

Instrument :
 BNA_G
 Client Sampled :
 LOQ-WATER2015-02

Quant Time: Apr 07 05:11:22 2015
 Quant Method : Z:\HPCHEM1\BNA_G\METHODS\8270-BG040615.M
 Quant Title : ASP BNA STANDARDS FOR 5 POINT CALIBRATION
 QLast Update : Tue Apr 07 04:17:17 2015
 Response via : Initial Calibration

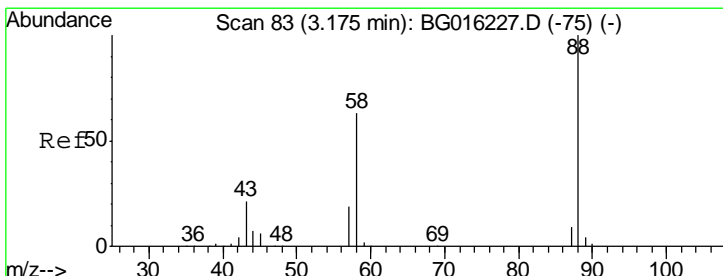
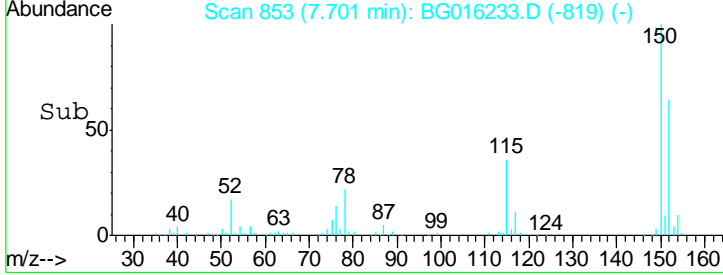
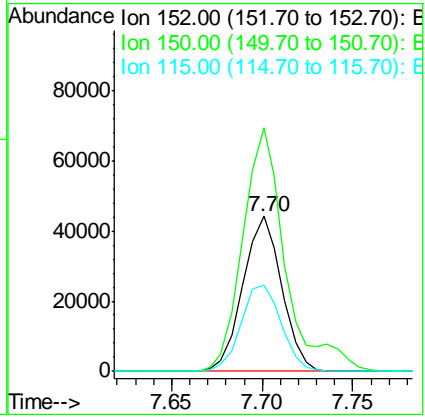
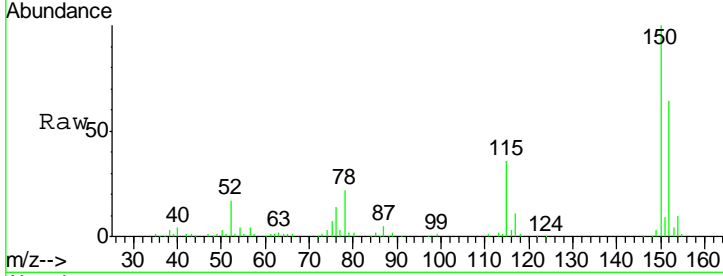




#1
 1,4-Dichlorobenzene-d4
 Concen: 20.00 ng
 RT: 7.70 min Scan# 853
 Delta R.T. 0.00 min
 Lab File: BG016233.D
 Acq: 6 Apr 2015 20:50

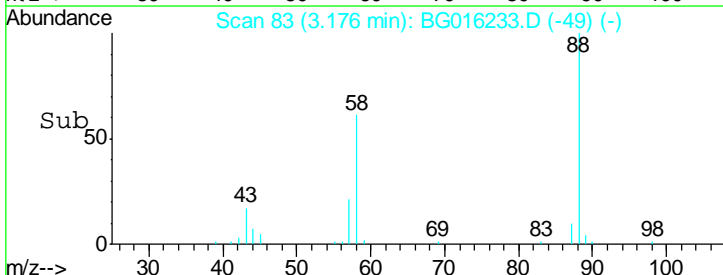
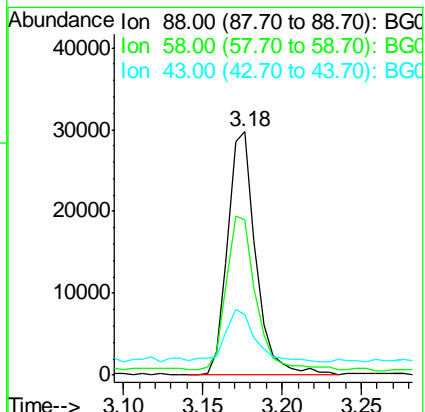
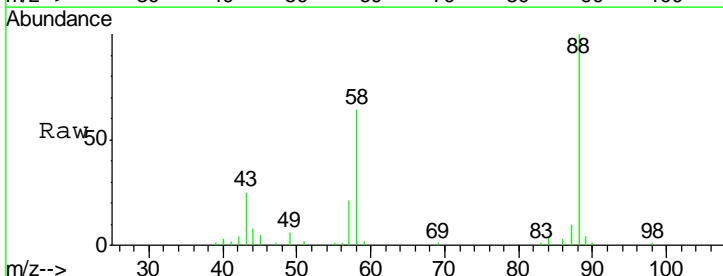
Instrument :
 BNA_G
ClientSampled :
 LOQ-WATER2015-02

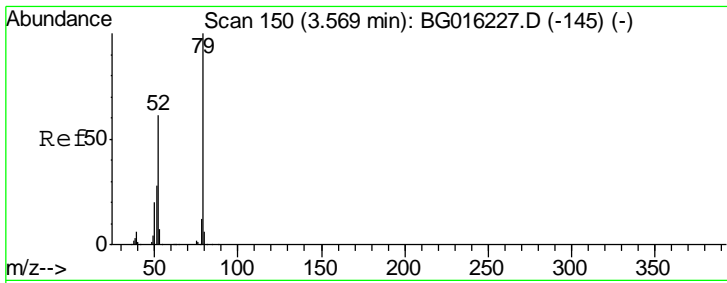
Tgt Ion	Resp	Lower	Upper
152	65533		
150	157.4	130.1	195.1
115	55.9	50.5	75.7



#2
 1,4-Dioxane
 Concen: 19.53 ng
 RT: 3.18 min Scan# 83
 Delta R.T. 0.00 min
 Lab File: BG016233.D
 Acq: 6 Apr 2015 20:50

Tgt Ion	Resp	Lower	Upper
88	36869		
58	65.7	50.6	76.0
43	23.1	17.0	25.4

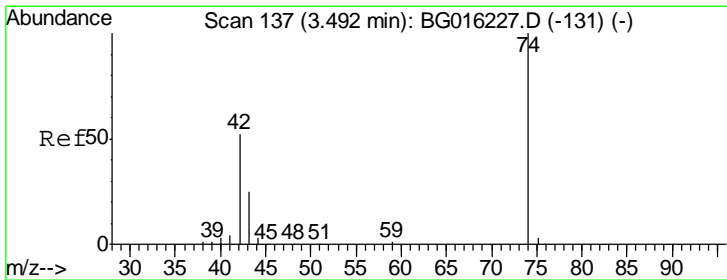
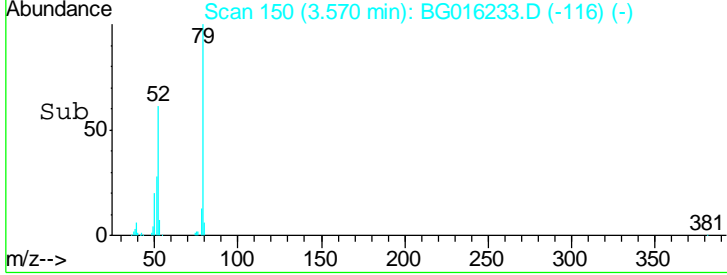
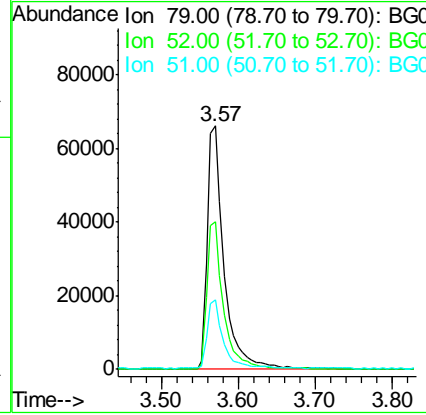
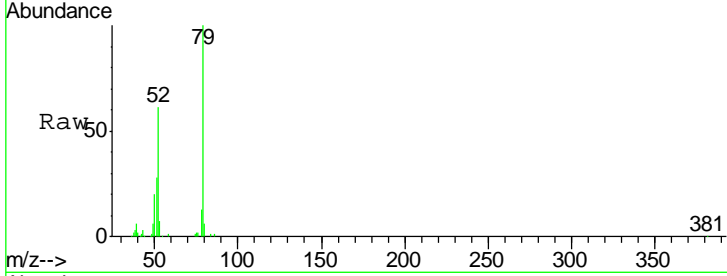




#3
 Pyridine
 Concen: 17.81 ng
 RT: 3.57 min Scan# 150
 Delta R.T. 0.00 min
 Lab File: BG016233.D
 Acq: 6 Apr 2015 20:50

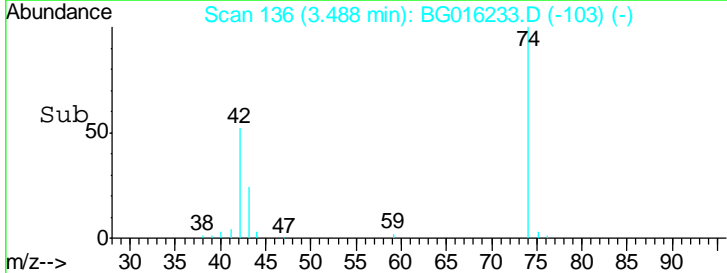
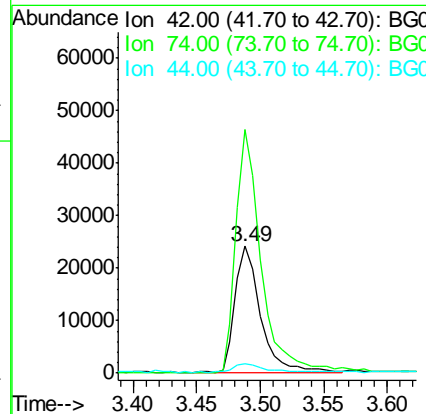
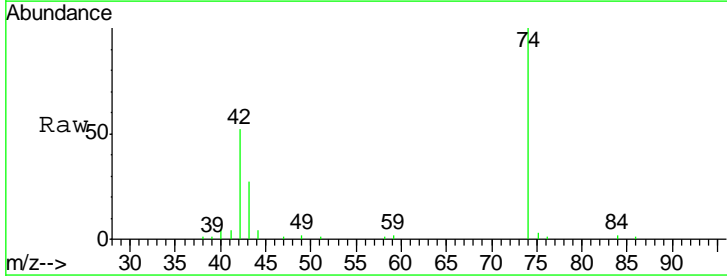
Instrument :
 BNA_G
 ClientSampleId :
 LOQ-WATER2015-02

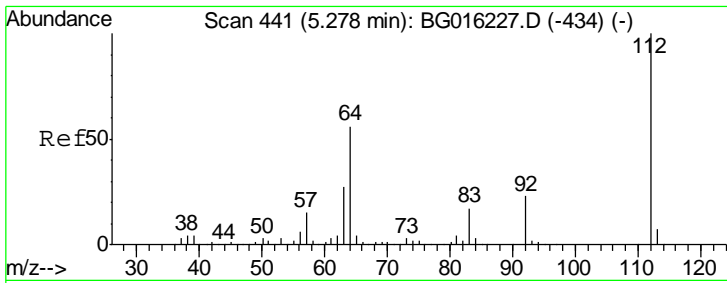
Tgt Ion	Resp	Lower	Upper
79	100		
52	60.5	49.0	73.4
51	28.5	22.5	33.7



#4
 n-Nitrosodimethylamine
 Concen: 20.46 ng
 RT: 3.49 min Scan# 136
 Delta R.T. -0.00 min
 Lab File: BG016233.D
 Acq: 6 Apr 2015 20:50

Tgt Ion	Resp	Lower	Upper
42	100		
74	192.1	153.7	230.5
44	7.2	5.3	7.9

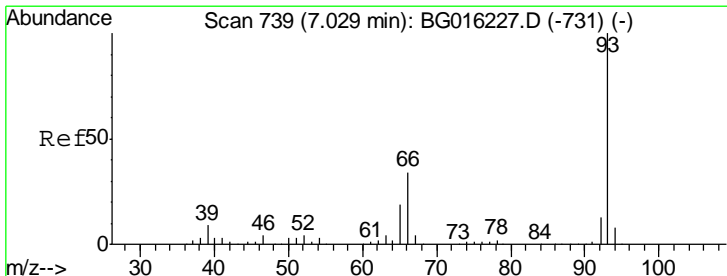
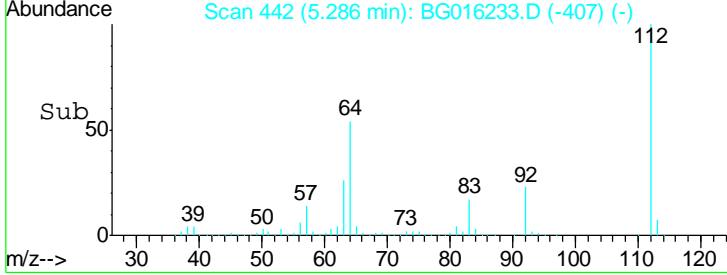
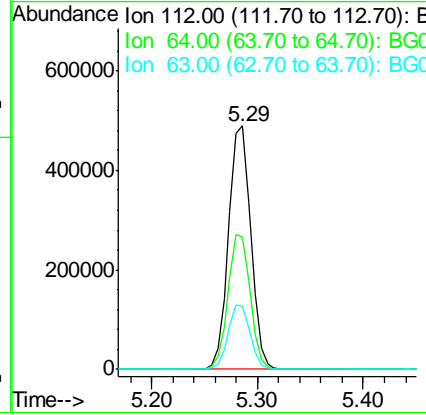
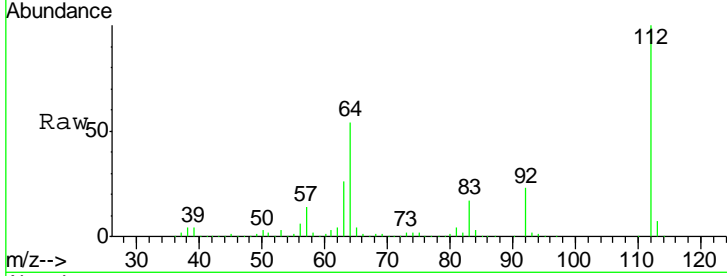




#5
 2-Fluorophenol
 Concen: 171.83 ng
 RT: 5.29 min Scan# 442
 Delta R.T. 0.01 min
 Lab File: BG016233.D
 Acq: 6 Apr 2015 20:50

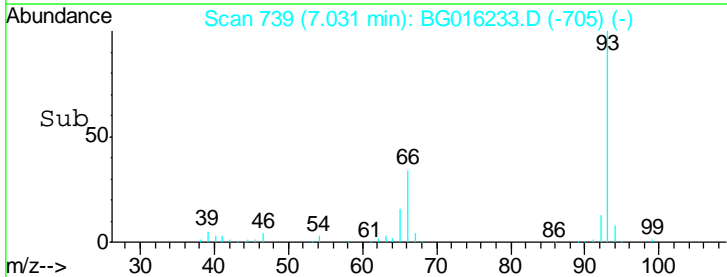
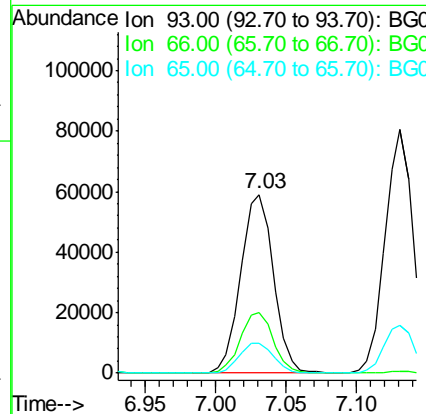
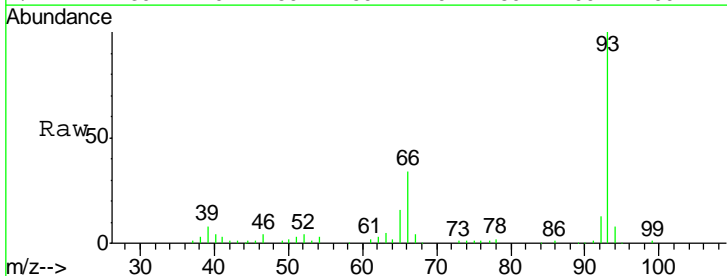
Instrument :
 BNA_G
ClientSampled :
 LOQ-WATER2015-02

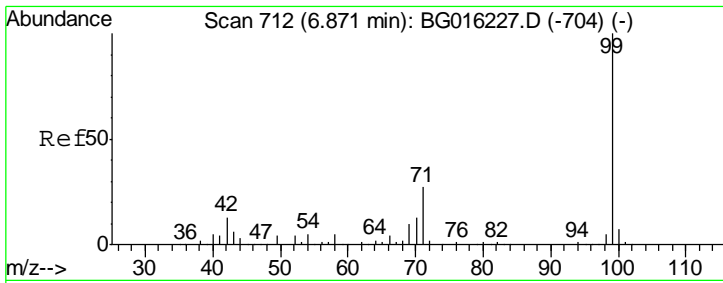
Tgt Ion	Resp	Lower	Upper
112	100		
64	54.4	44.5	66.7
63	25.8	21.4	32.0



#6
 Aniline
 Concen: 10.80 ng
 RT: 7.03 min Scan# 739
 Delta R.T. 0.00 min
 Lab File: BG016233.D
 Acq: 6 Apr 2015 20:50

Tgt Ion	Resp	Lower	Upper
93	100		
66	34.0	27.5	41.3
65	16.4	15.1	22.7

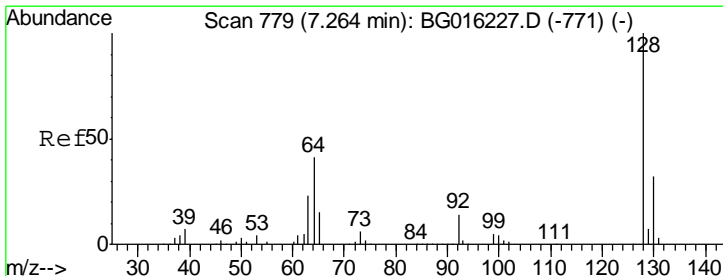
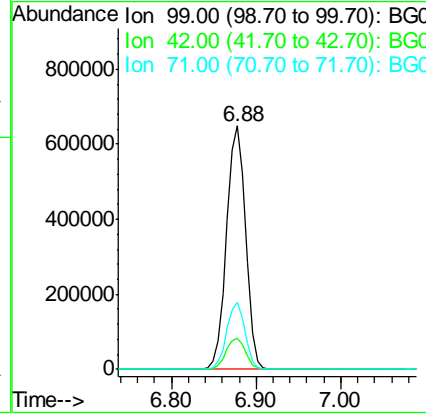
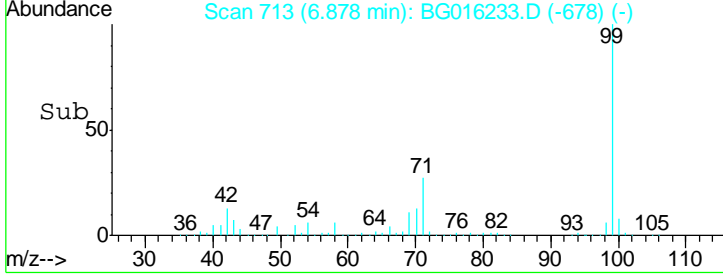
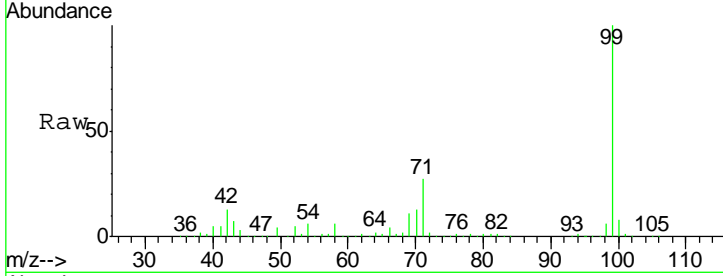




#7
 Phenol-d6
 Concen: 162.76 ng
 RT: 6.88 min Scan# 713
 Delta R.T. 0.01 min
 Lab File: BG016233.D
 Acq: 6 Apr 2015 20:50

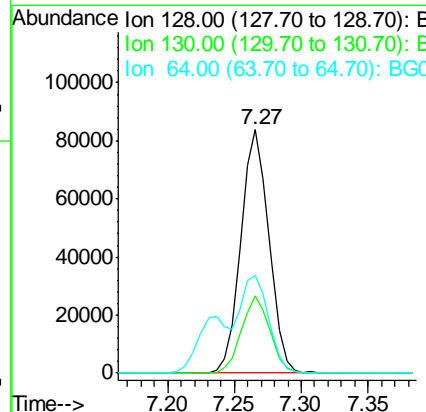
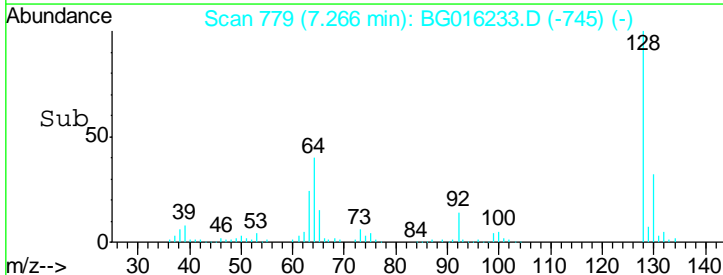
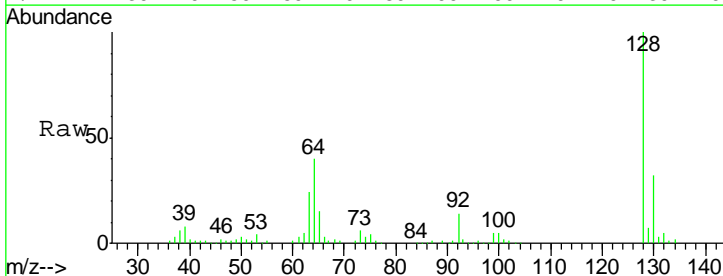
Instrument :
 BNA_G
 ClientSampled :
 LOQ-WATER2015-02

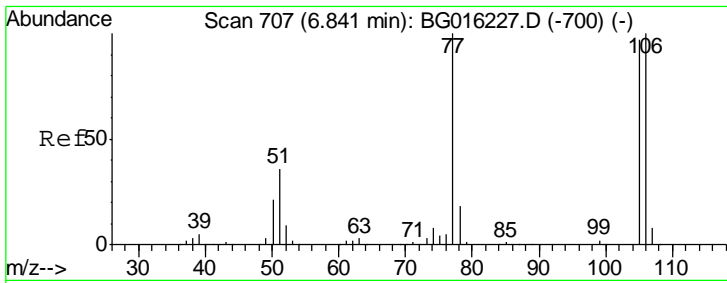
Tgt Ion	Resp	Lower	Upper
99	1014537		
42	12.9	10.0	15.0
71	27.4	21.5	32.3



#8
 2-Chlorophenol
 Concen: 24.44 ng
 RT: 7.27 min Scan# 779
 Delta R.T. 0.00 min
 Lab File: BG016233.D
 Acq: 6 Apr 2015 20:50

Tgt Ion	Resp	Lower	Upper
128	121863		
130	31.5	11.6	51.6
64	40.0	24.2	64.2

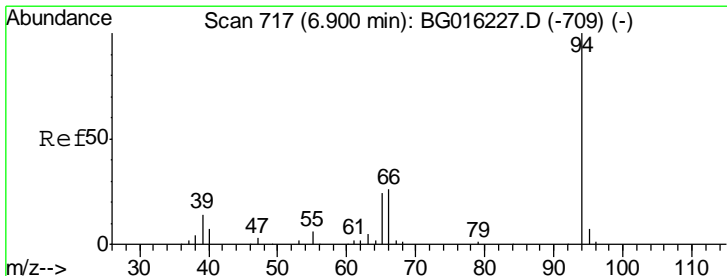
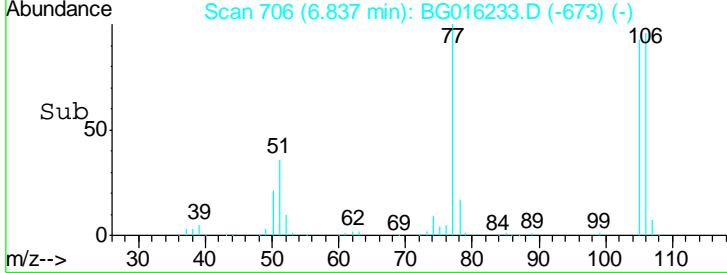
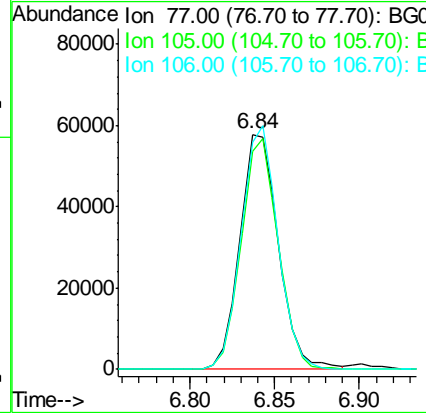
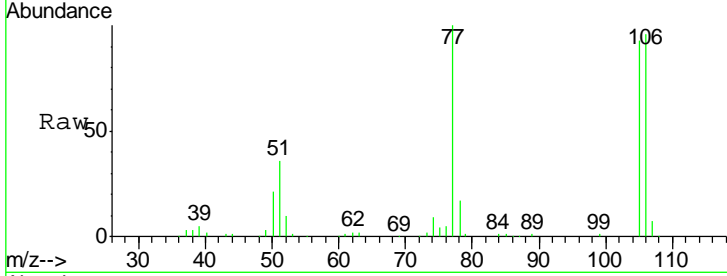




#9
Benzaldehyde
Concen: 25.20 ng
RT: 6.84 min Scan# 706
Delta R.T. -0.00 min
Lab File: BG016233.D
Acq: 6 Apr 2015 20:50

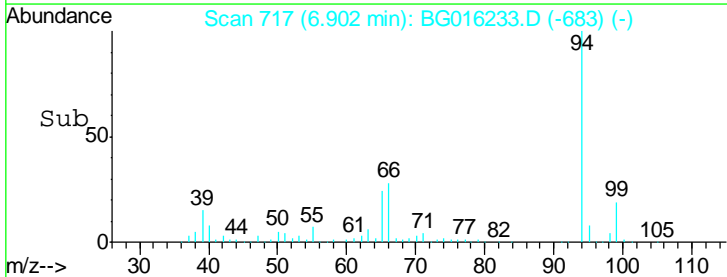
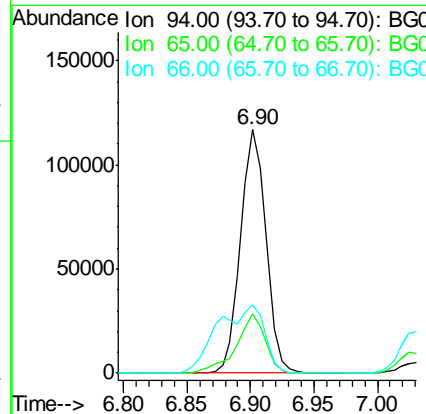
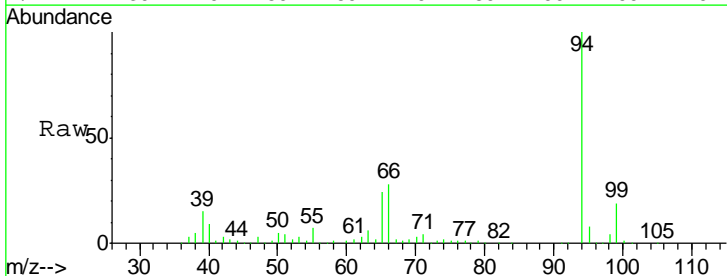
Instrument :
BNA_G
ClientSampleId :
LOQ-WATER2015-02

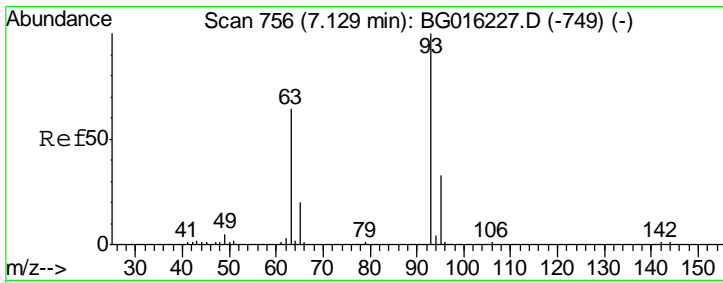
Tgt Ion	Resp	Lower	Upper
77	100		
105	93.0	76.8	116.8
106	96.5	80.1	120.1



#10
Phenol
Concen: 24.28 ng
RT: 6.90 min Scan# 717
Delta R.T. 0.00 min
Lab File: BG016233.D
Acq: 6 Apr 2015 20:50

Tgt Ion	Resp	Lower	Upper
94	100		
65	24.3	3.8	43.8
66	28.1	7.4	47.4

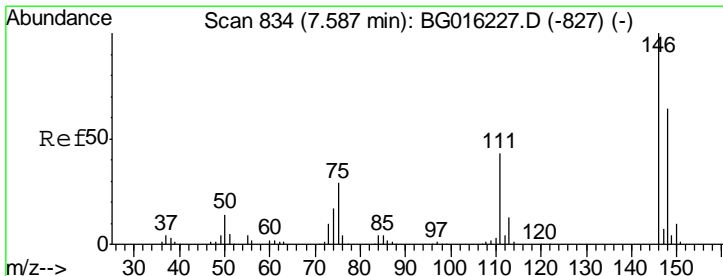
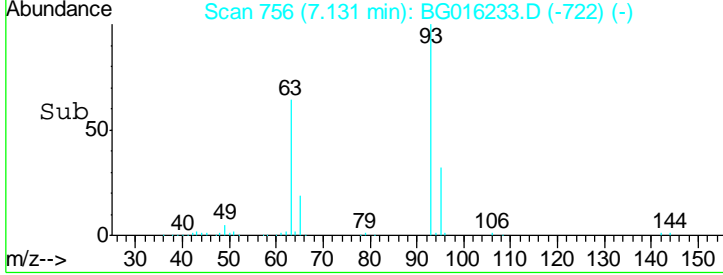
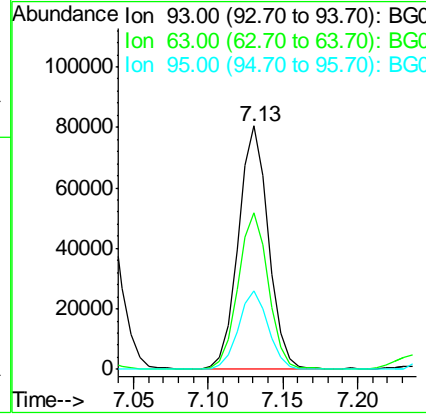
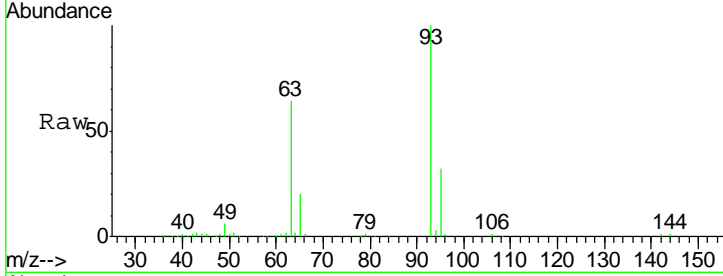




#11
 bis(2-Chloroethyl)ether
 Concen: 21.14 ng
 RT: 7.13 min Scan# 756
 Delta R.T. 0.00 min
 Lab File: BG016233.D
 Acq: 6 Apr 2015 20:50

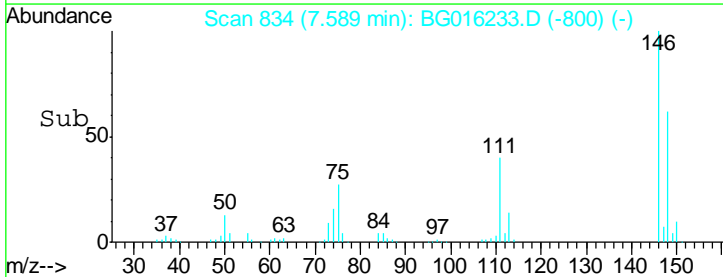
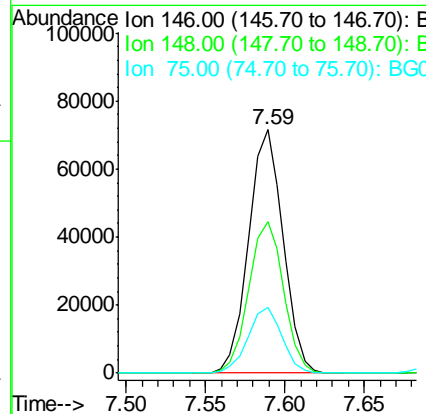
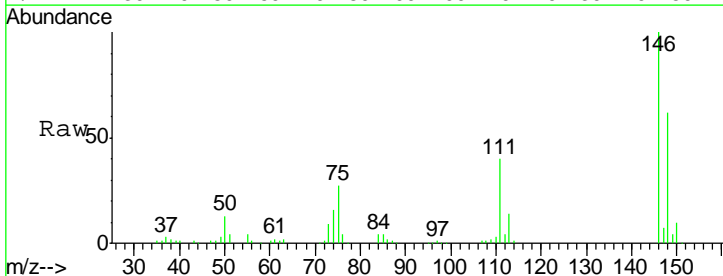
Instrument :
 BNA_G
ClientSampleId :
 LOQ-WATER2015-02

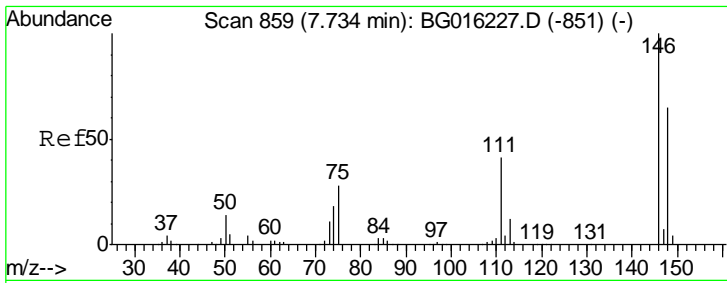
Tgt Ion	Resp	Lower	Upper
93	112421		
63	64.5	44.1	84.1
95	32.4	12.5	52.5



#12
 1,3-Dichlorobenzene
 Concen: 21.46 ng
 RT: 7.59 min Scan# 834
 Delta R.T. 0.00 min
 Lab File: BG016233.D
 Acq: 6 Apr 2015 20:50

Tgt Ion	Resp	Lower	Upper
146	108074		
148	62.5	50.9	76.3
75	27.2	23.3	34.9

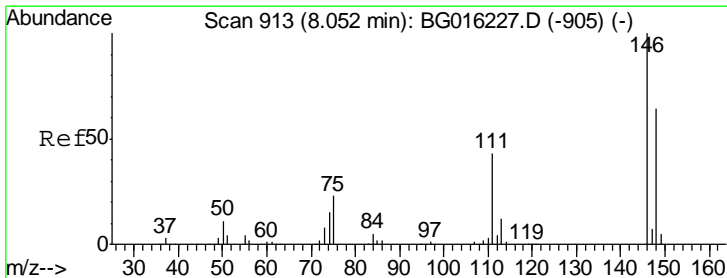
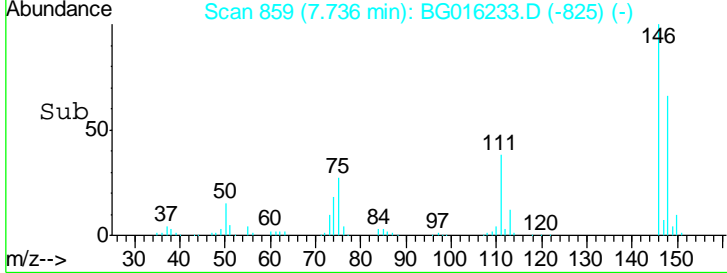
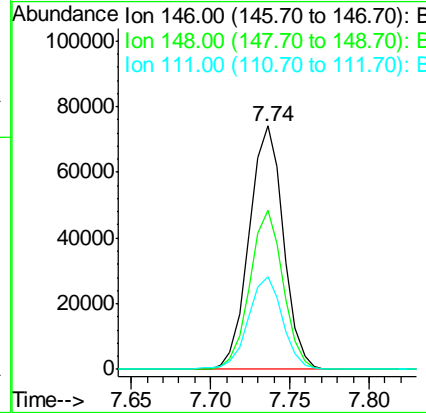
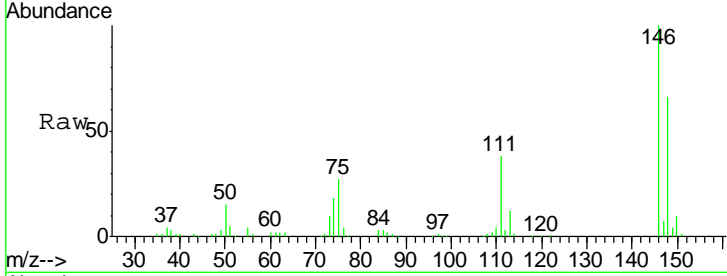




#13
 1,4-Dichlorobenzene
 Concen: 21.27 ng
 RT: 7.74 min Scan# 859
 Delta R.T. 0.00 min
 Lab File: BG016233.D
 Acq: 6 Apr 2015 20:50

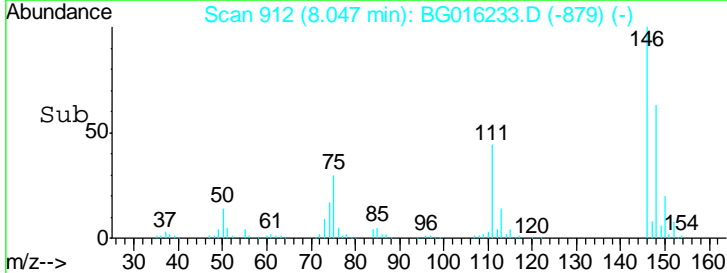
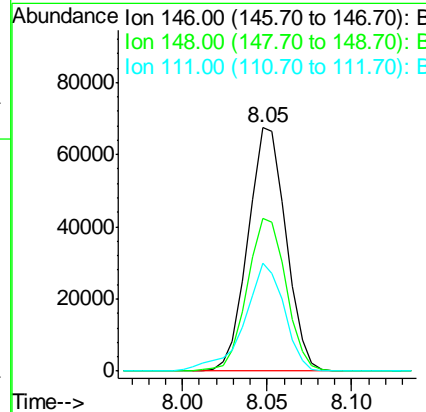
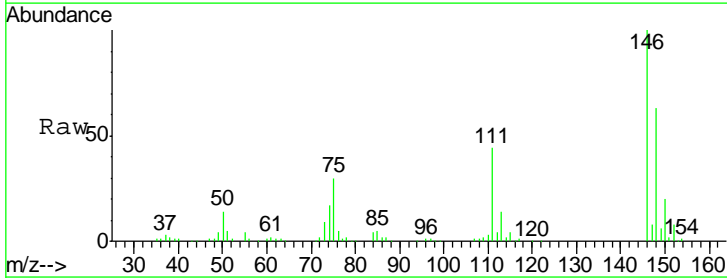
Instrument :
 BNA_G
ClientSampleId :
 LOQ-WATER2015-02

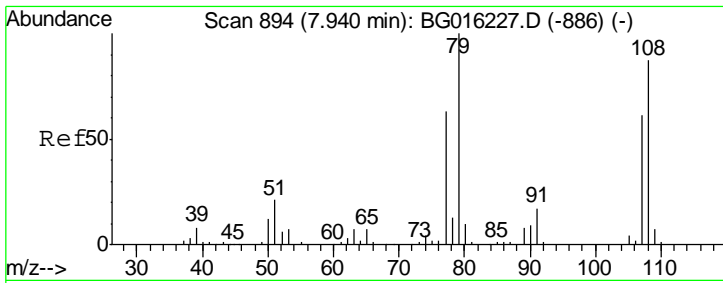
Tgt Ion	Resp	Lower	Upper
146	111115		
148	65.5	52.0	78.0
111	38.0	32.6	49.0



#14
 1,2-Dichlorobenzene
 Concen: 21.17 ng
 RT: 8.05 min Scan# 912
 Delta R.T. -0.00 min
 Lab File: BG016233.D
 Acq: 6 Apr 2015 20:50

Tgt Ion	Resp	Lower	Upper
146	105763		
148	62.7	50.9	76.3
111	44.1	34.7	52.1

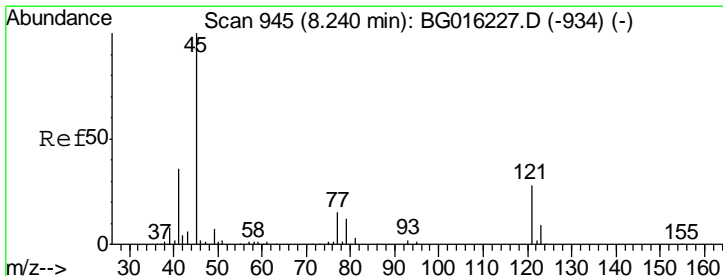
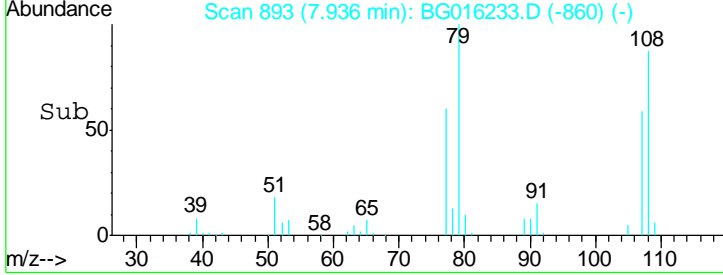
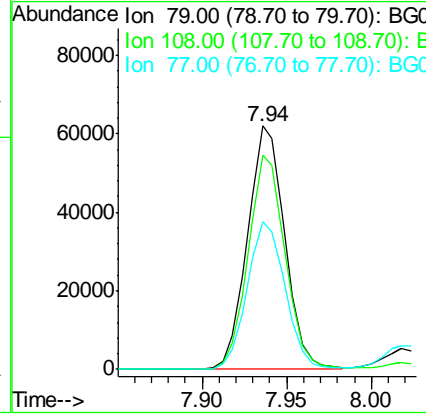
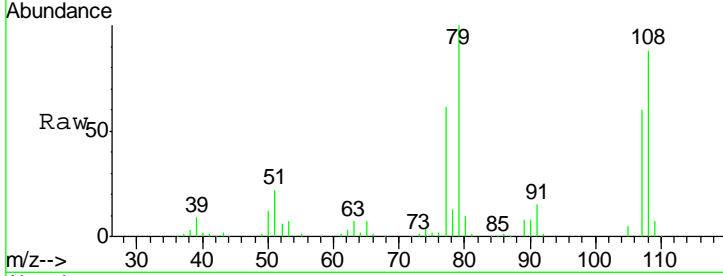




#15
 Benzyl Alcohol
 Concen: 21.85 ng
 RT: 7.94 min Scan# 893
 Delta R.T. -0.00 min
 Lab File: BG016233.D
 Acq: 6 Apr 2015 20:50

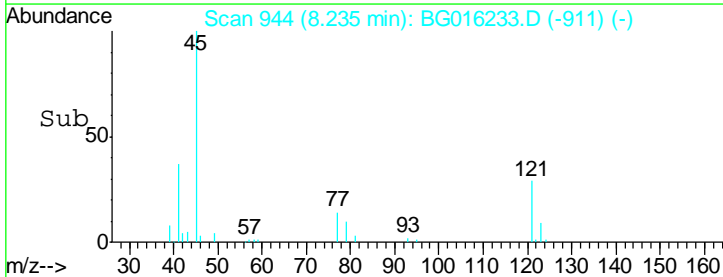
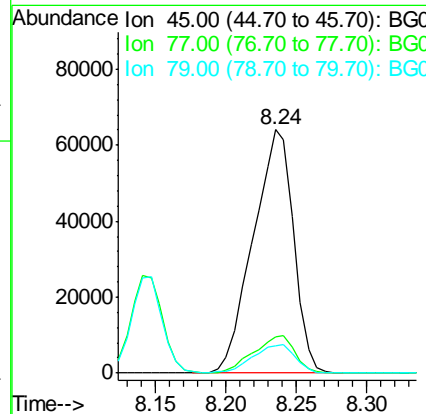
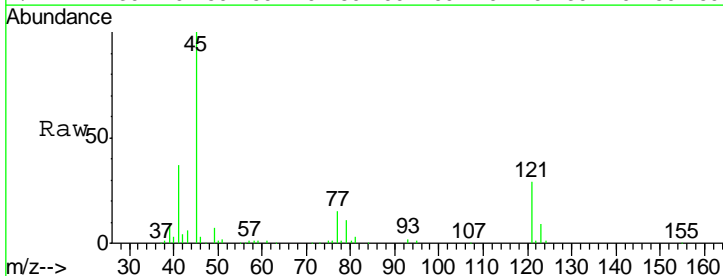
Instrument :
 BNA_G
 ClientSampleId :
 LOQ-WATER2015-02

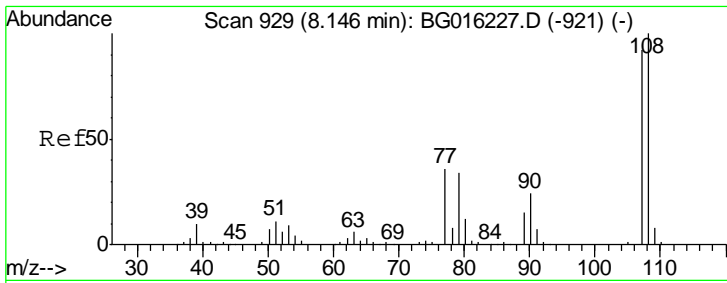
Tgt Ion	Resp	Lower	Upper
79	100		
108	87.8	69.3	103.9
77	60.7	50.3	75.5



#16
 2,2'-oxybis(1-Chloropropane)
 Concen: 21.40 ng
 RT: 8.24 min Scan# 944
 Delta R.T. -0.00 min
 Lab File: BG016233.D
 Acq: 6 Apr 2015 20:50

Tgt Ion	Resp	Lower	Upper
45	100		
77	14.7	0.0	35.3
79	11.1	0.0	32.3

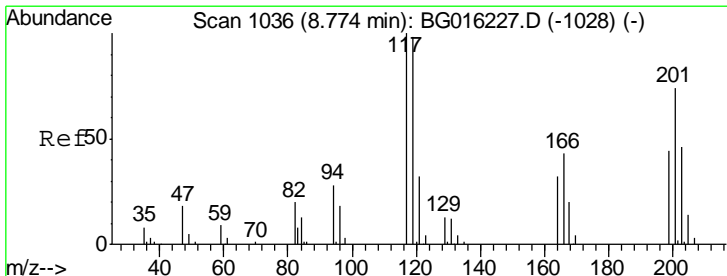
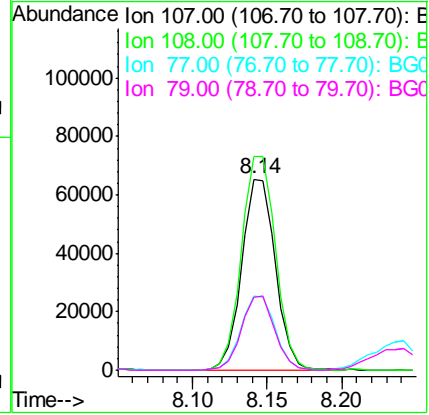
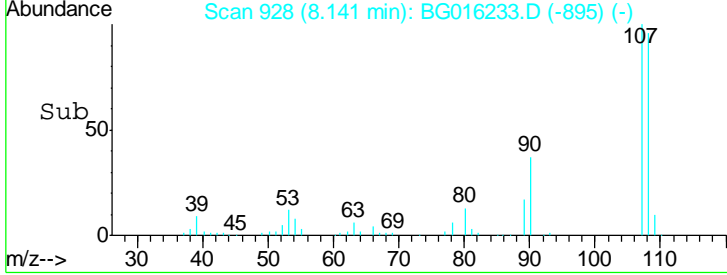
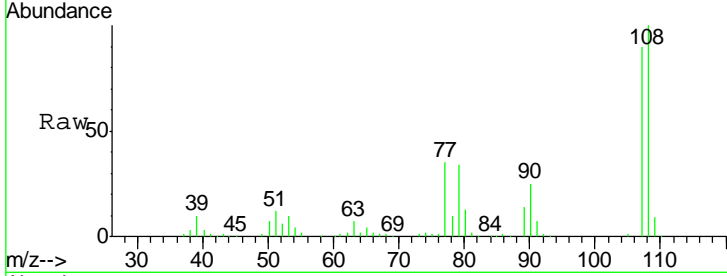




#17
 2-Methylphenol
 Concen: 22.89 ng
 RT: 8.14 min Scan# 928
 Delta R.T. -0.00 min
 Lab File: BG016233.D
 Acq: 6 Apr 2015 20:50

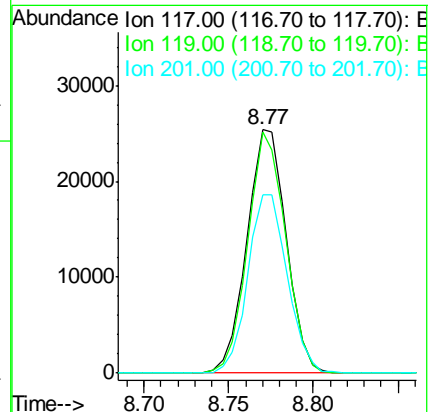
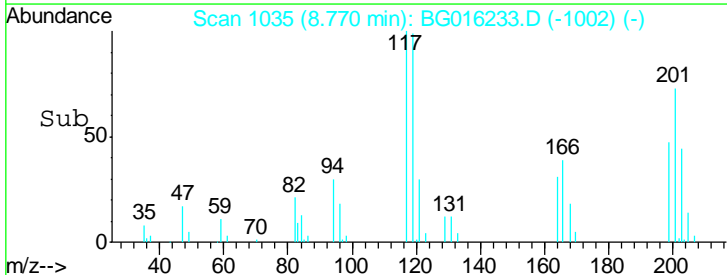
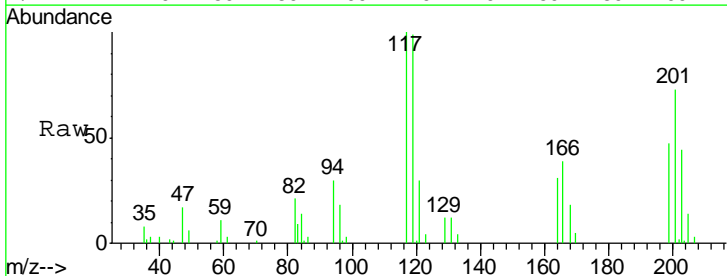
Instrument :
 BNA_G
 ClientSampleId :
 LOQ-WATER2015-02

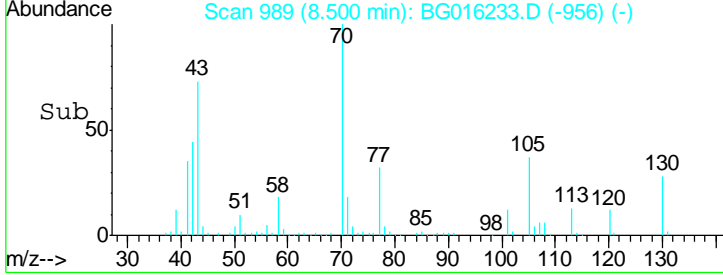
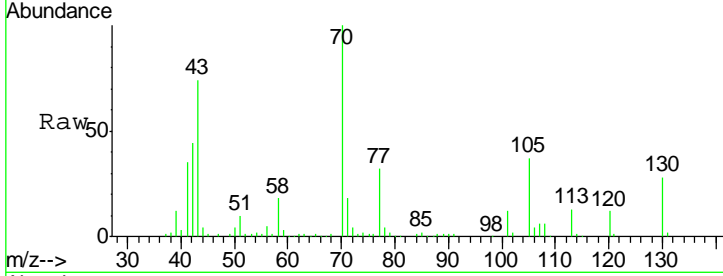
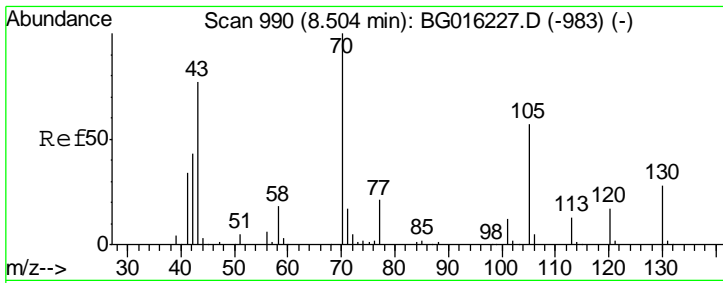
Tgt Ion	Resp	Lower	Upper
107	102379		
108	111.6	87.2	130.8
77	39.2	31.1	46.7
79	38.4	29.7	44.5



#18
 Hexachloroethane
 Concen: 20.60 ng
 RT: 8.77 min Scan# 1035
 Delta R.T. -0.00 min
 Lab File: BG016233.D
 Acq: 6 Apr 2015 20:50

Tgt Ion	Resp	Lower	Upper
117	41168		
119	99.2	78.8	118.2
201	73.2	59.0	88.4



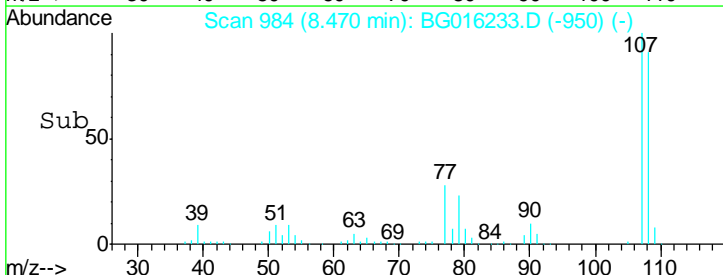
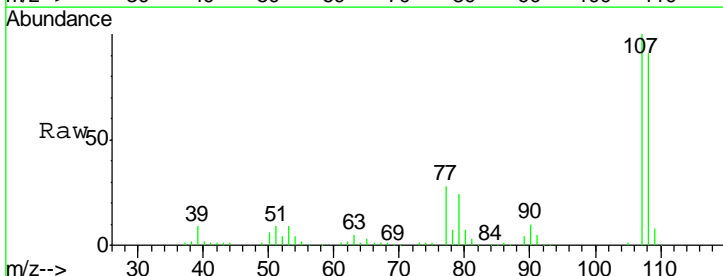
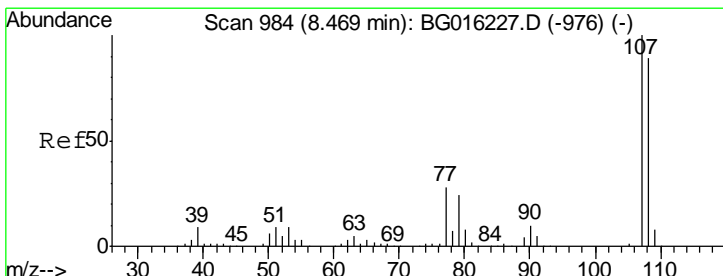
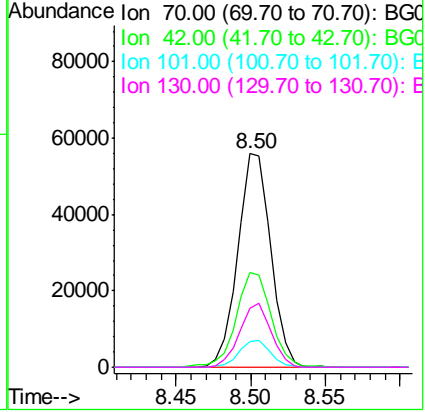


#19
 n-Nitroso-di-n-propylamine
 Concen: 19.19 ng
 RT: 8.50 min Scan# 989
 Delta R.T. -0.00 min
 Lab File: BG016233.D
 Acq: 6 Apr 2015 20:50

Instrument :
 BNA_G
 ClientSampleId :
 LOQ-WATER2015-02

Tgt Ion: 70 Resp: 85718

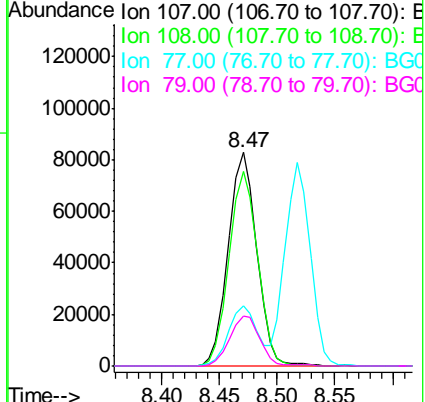
Ion	Ratio	Lower	Upper
70	100		
42	44.3	34.7	52.1
101	12.0	9.2	13.8
130	27.6	22.6	33.8

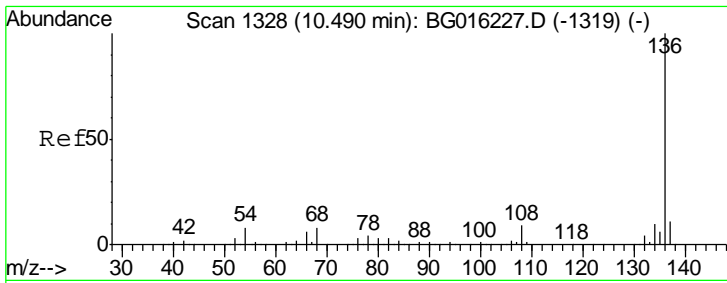


#20
 3+4-Methylphenols
 Concen: 22.95 ng
 RT: 8.47 min Scan# 984
 Delta R.T. 0.00 min
 Lab File: BG016233.D
 Acq: 6 Apr 2015 20:50

Tgt Ion: 107 Resp: 142150

Ion	Ratio	Lower	Upper
107	100		
108	91.0	69.5	109.5
77	28.2	8.2	48.2
79	23.6	3.8	43.8



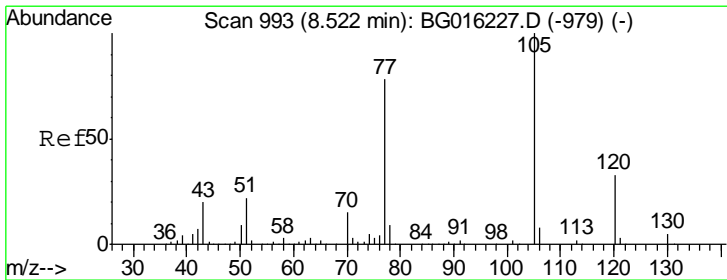
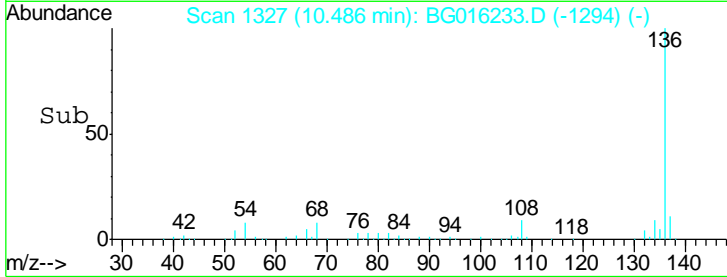
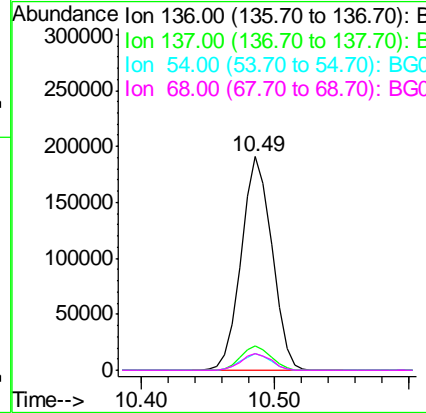
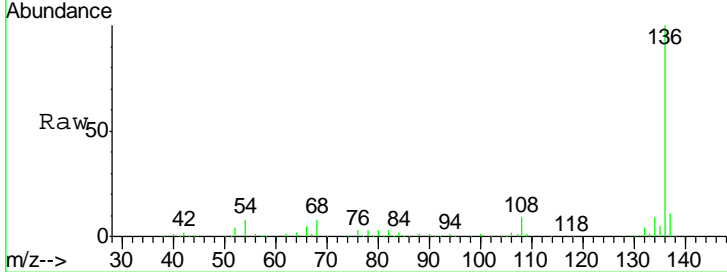


#21
 Naphthalene-d8
 Concen: 20.00 ng
 RT: 10.49 min Scan# 1327
 Delta R.T. -0.00 min
 Lab File: BG016233.D
 Acq: 6 Apr 2015 20:50

Instrument :
 BNA_G
 ClientSampleId :
 LOQ-WATER2015-02

Tgt Ion:136 Resp: 303583

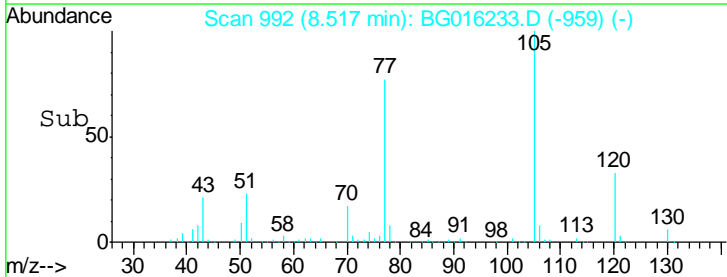
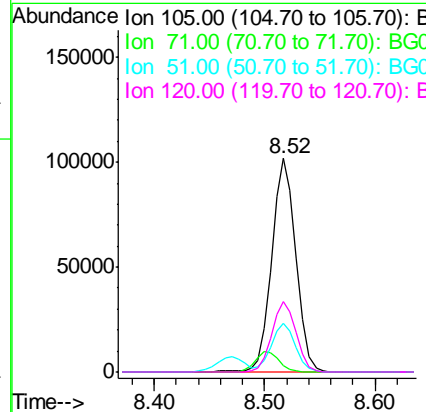
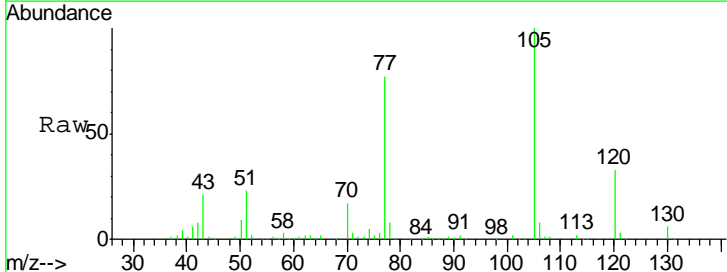
Ion	Ratio	Lower	Upper
136	100		
137	11.3	8.7	13.1
54	7.7	6.3	9.5
68	7.5	6.5	9.7

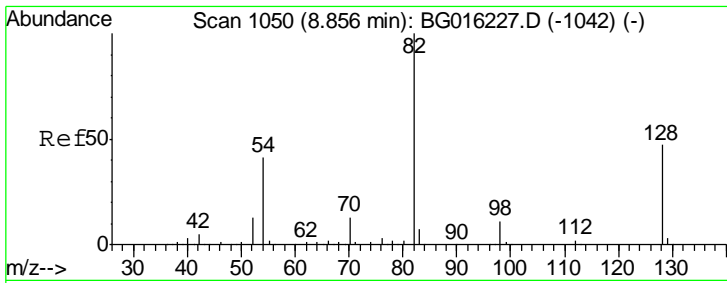


#22
 Acetophenone
 Concen: 22.07 ng
 RT: 8.52 min Scan# 992
 Delta R.T. -0.00 min
 Lab File: BG016233.D
 Acq: 6 Apr 2015 20:50

Tgt Ion:105 Resp: 155355

Ion	Ratio	Lower	Upper
105	100		
71	3.0	2.0	3.0
51	23.0	17.9	26.9
120	33.1	26.3	39.5

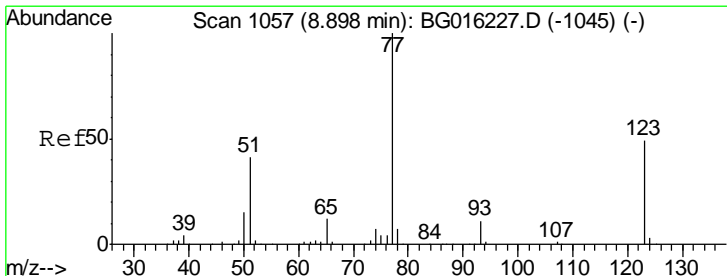
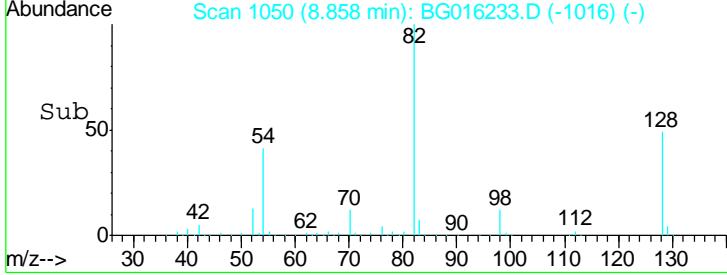
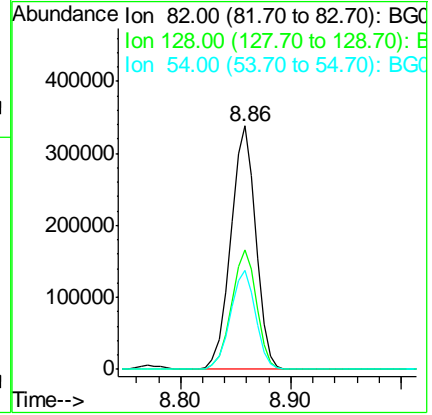
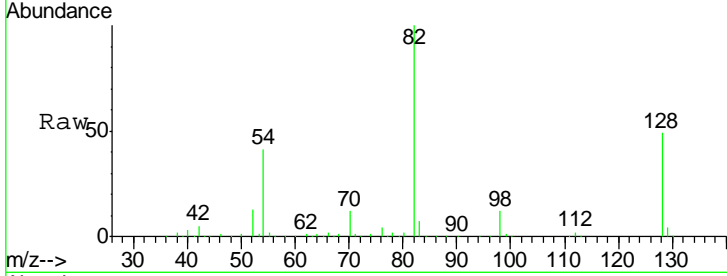




#23
 Nitrobenzene-d5
 Concen: 102.16 ng
 RT: 8.86 min Scan# 1050
 Delta R.T. 0.00 min
 Lab File: BG016233.D
 Acq: 6 Apr 2015 20:50

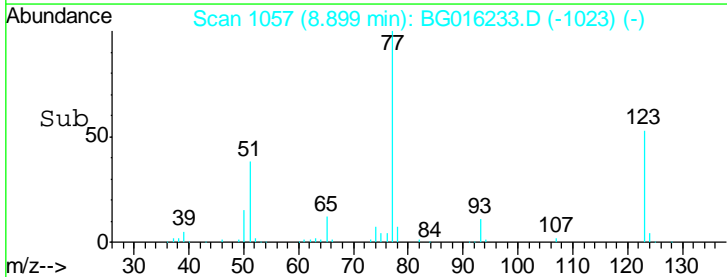
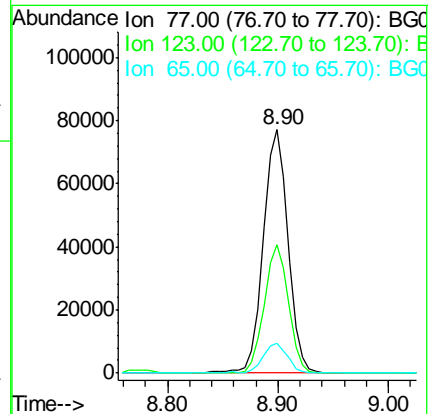
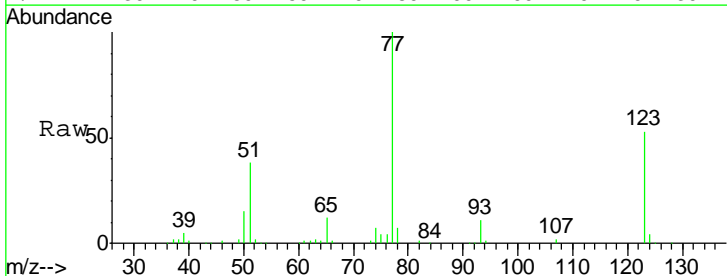
Instrument :
 BNA_G
 ClientSampled :
 LOQ-WATER2015-02

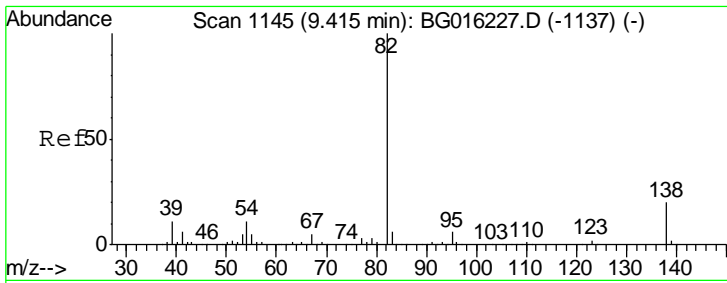
Tgt Ion	Resp	Lower	Upper
82	100		
128	49.2	37.8	56.8
54	40.6	32.6	49.0



#24
 Nitrobenzene
 Concen: 21.65 ng
 RT: 8.90 min Scan# 1057
 Delta R.T. 0.00 min
 Lab File: BG016233.D
 Acq: 6 Apr 2015 20:50

Tgt Ion	Resp	Lower	Upper
77	100		
123	52.8	38.8	58.2
65	12.4	9.4	14.2

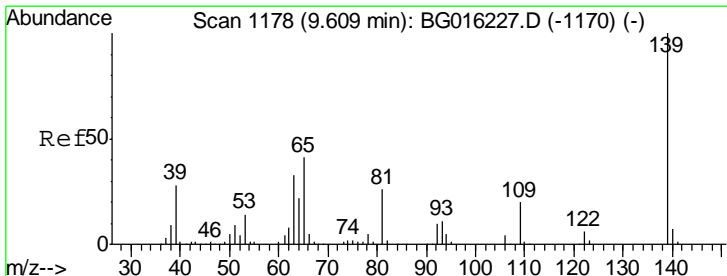
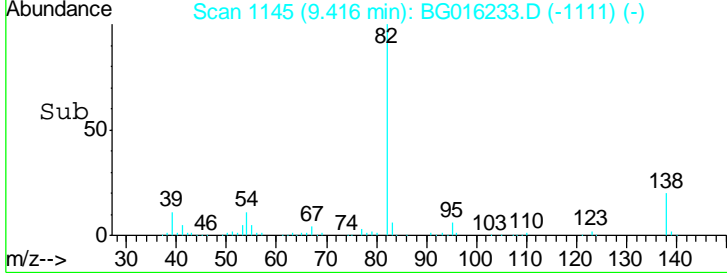
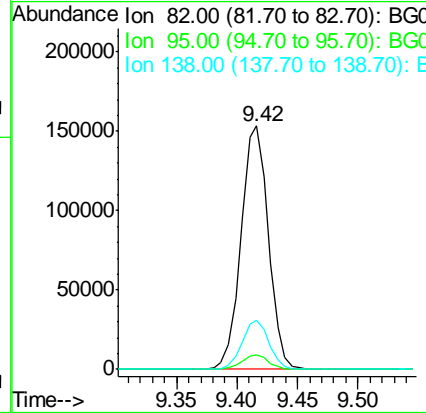
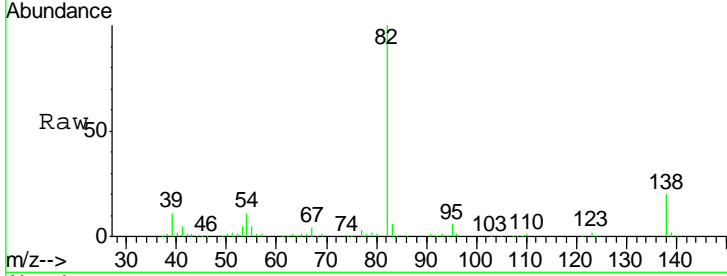




#25
 Isophorone
 Concen: 20.81 ng
 RT: 9.42 min Scan# 1145
 Delta R.T. 0.00 min
 Lab File: BG016233.D
 Acq: 6 Apr 2015 20:50

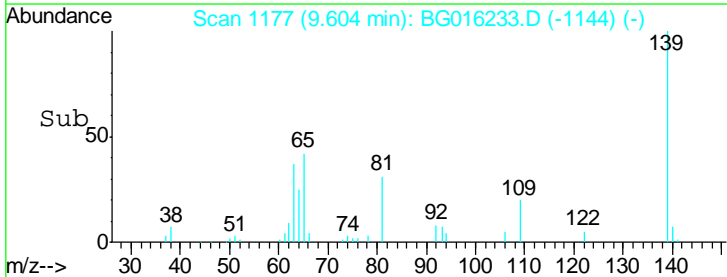
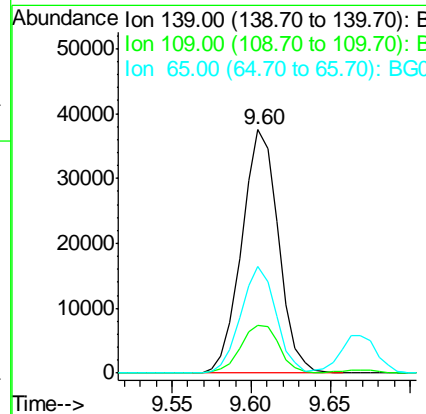
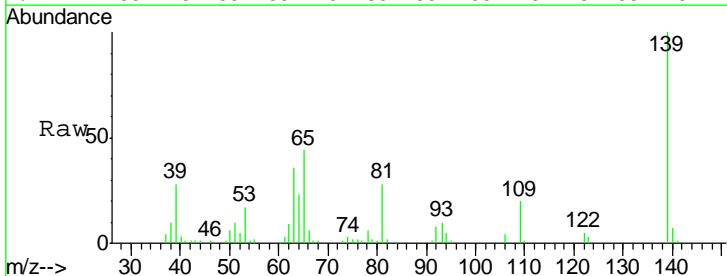
Instrument :
 BNA_G
 ClientSampleId :
 LOQ-WATER2015-02

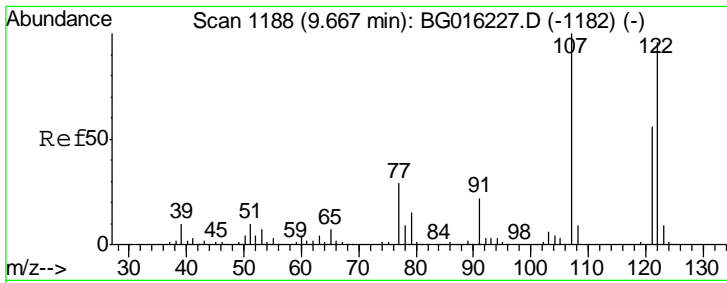
Tgt Ion	Resp	Lower	Upper
82	242203		
95	5.8	5.0	7.6
138	20.2	16.2	24.2



#26
 2-Nitrophenol
 Concen: 22.98 ng
 RT: 9.60 min Scan# 1177
 Delta R.T. -0.00 min
 Lab File: BG016233.D
 Acq: 6 Apr 2015 20:50

Tgt Ion	Resp	Lower	Upper
139	60047		
109	19.6	15.9	23.9
65	43.7	32.9	49.3

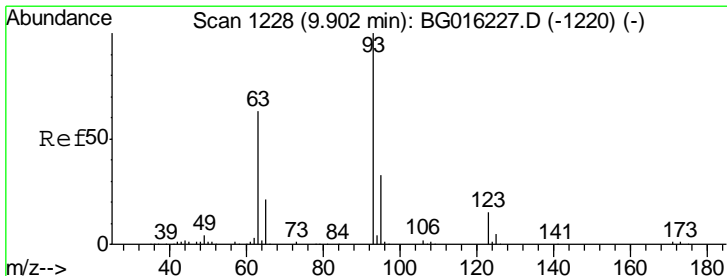
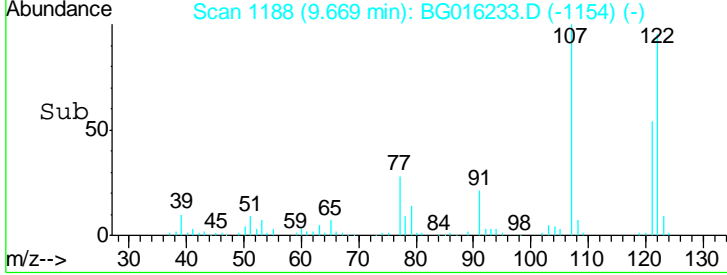
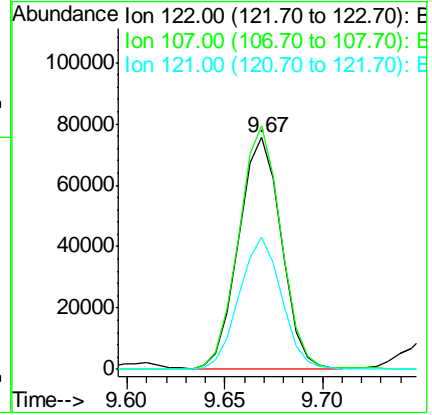
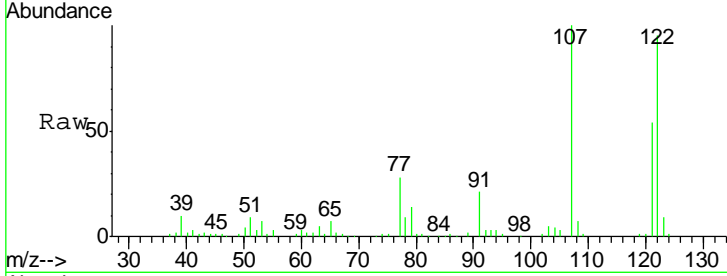




#27
 2,4-Dimethylphenol
 Concen: 23.43 ng
 RT: 9.67 min Scan# 1188
 Delta R.T. 0.00 min
 Lab File: BG016233.D
 Acq: 6 Apr 2015 20:50

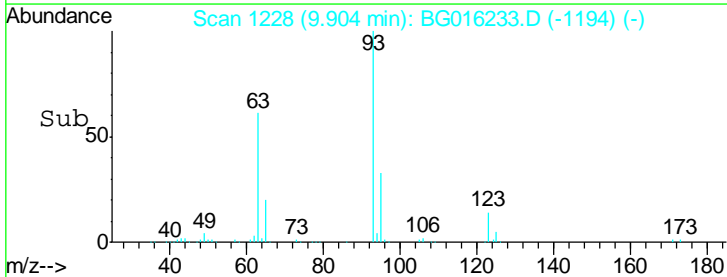
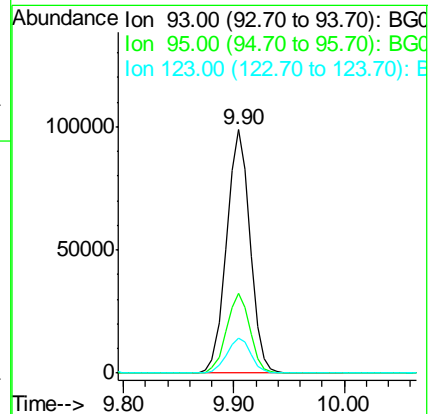
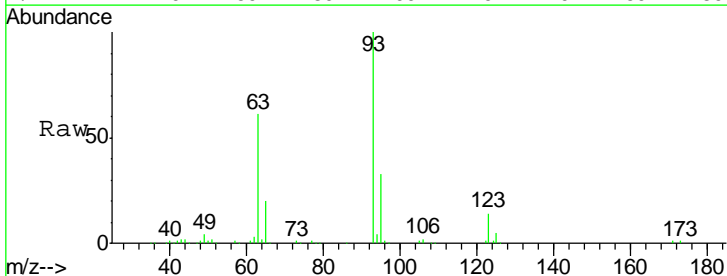
Instrument :
 BNA_G
 ClientSampleId :
 LOQ-WATER2015-02

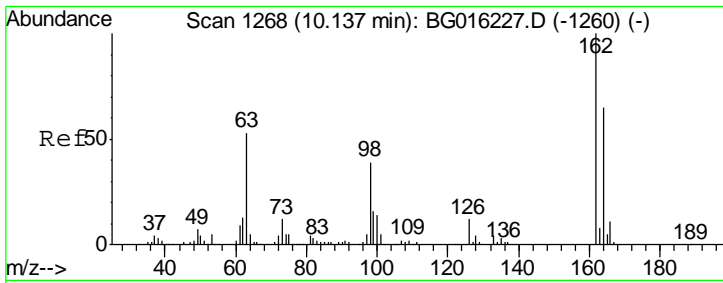
Tgt Ion	Resp	Lower	Upper
122	114037		
107	105.0	83.4	125.2
121	56.8	46.2	69.4



#28
 bis(2-Chloroethoxy)methane
 Concen: 22.15 ng
 RT: 9.90 min Scan# 1228
 Delta R.T. 0.00 min
 Lab File: BG016233.D
 Acq: 6 Apr 2015 20:50

Tgt Ion	Resp	Lower	Upper
93	147144		
95	32.6	26.1	39.1
123	14.2	11.8	17.8

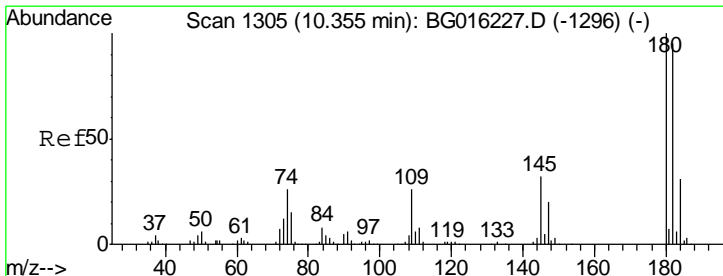
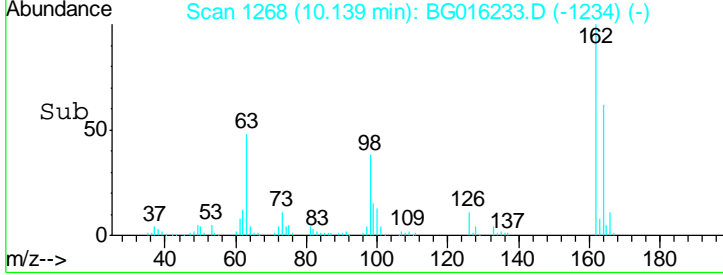
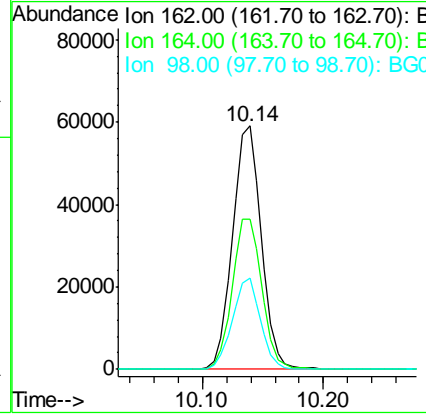
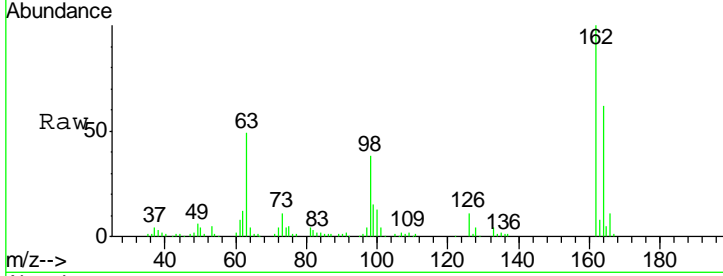




#29
 2,4-Dichlorophenol
 Concen: 25.46 ng
 RT: 10.14 min Scan# 1268
 Delta R.T. 0.00 min
 Lab File: BG016233.D
 Acq: 6 Apr 2015 20:50

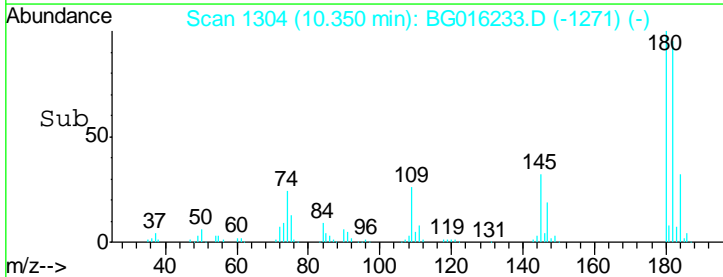
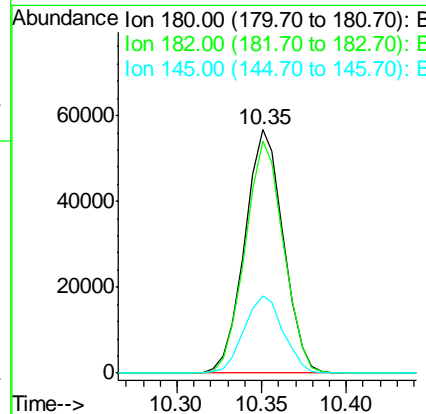
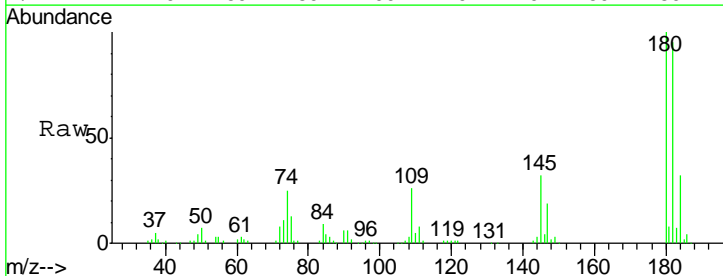
Instrument :
 BNA_G
 ClientSampleId :
 LOQ-WATER2015-02

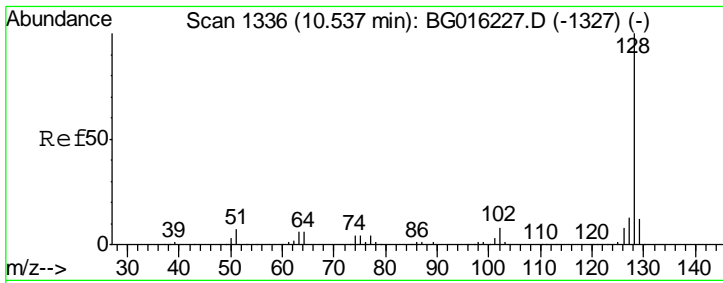
Tgt Ion	Resp	Lower	Upper
162	100		
164	61.6	45.0	85.0
98	37.7	19.1	59.1



#30
 1,2,4-Trichlorobenzene
 Concen: 22.38 ng
 RT: 10.35 min Scan# 1304
 Delta R.T. -0.00 min
 Lab File: BG016233.D
 Acq: 6 Apr 2015 20:50

Tgt Ion	Resp	Lower	Upper
180	100		
182	95.5	76.3	114.5
145	31.7	25.2	37.8

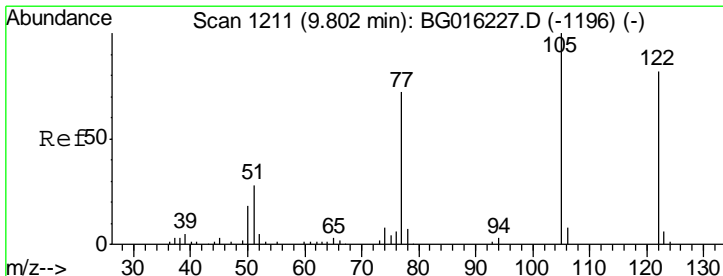
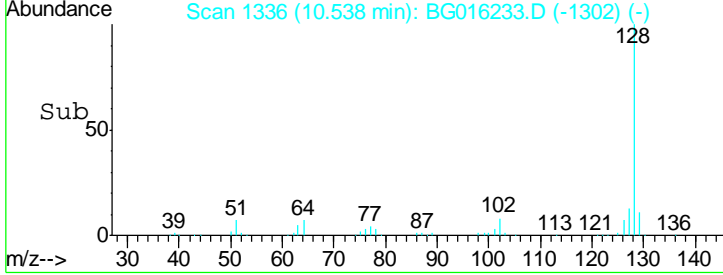
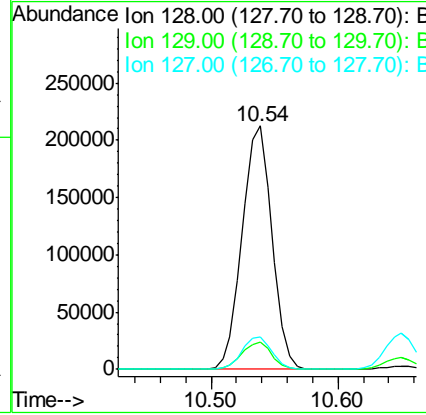
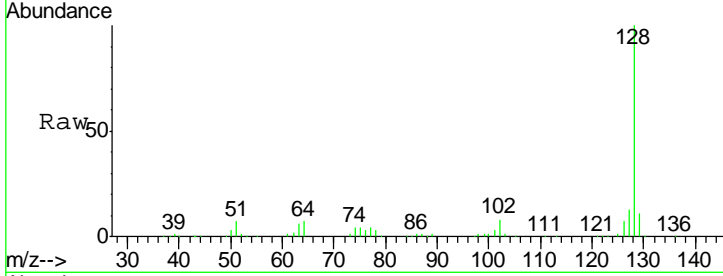




#31
 Naphthalene
 Concen: 21.85 ng
 RT: 10.54 min Scan# 1336
 Delta R.T. 0.00 min
 Lab File: BG016233.D
 Acq: 6 Apr 2015 20:50

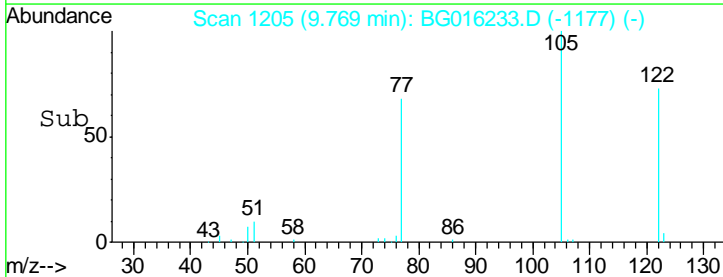
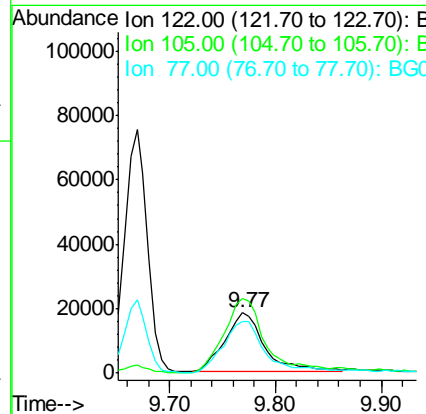
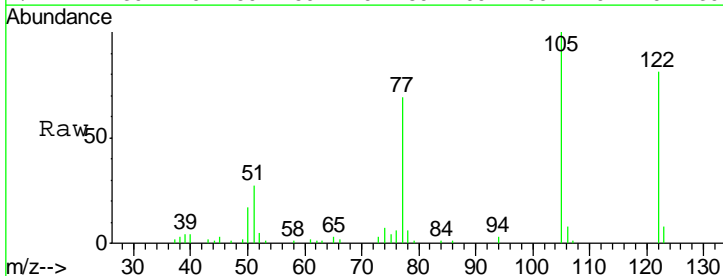
Instrument :
 BNA_G
 ClientSampled :
 LOQ-WATER2015-02

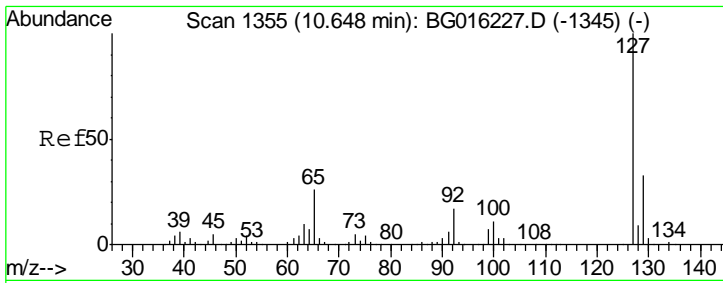
Tgt Ion	Resp	Lower	Upper
128	345712		
129	11.1	9.2	13.8
127	13.5	10.6	16.0



#32
 Benzoic acid
 Concen: 21.12 ng
 RT: 9.77 min Scan# 1205
 Delta R.T. -0.03 min
 Lab File: BG016233.D
 Acq: 6 Apr 2015 20:50

Tgt Ion	Resp	Lower	Upper
122	48088		
105	123.2	99.7	139.7
77	85.3	66.8	106.8

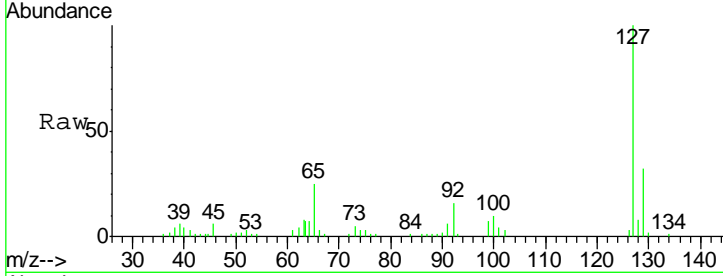




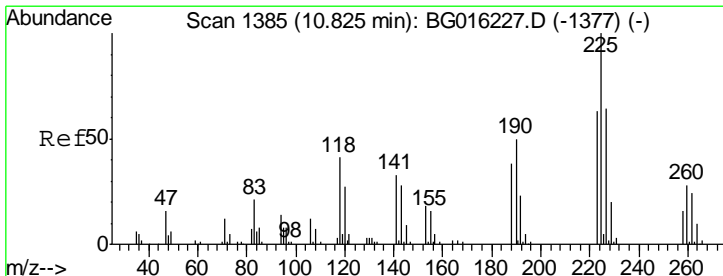
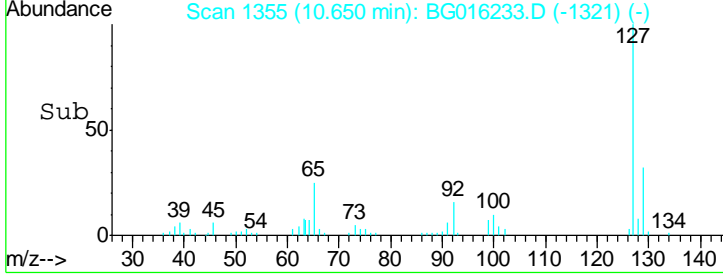
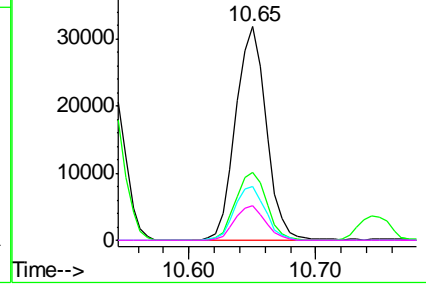
#33
 4-Chloroaniline
 Concen: 7.15 ng
 RT: 10.65 min Scan# 1355
 Delta R.T. 0.00 min
 Lab File: BG016233.D
 Acq: 6 Apr 2015 20:50

Instrument :
 BNA_G
 ClientSampleId :
 LOQ-WATER2015-02

Tgt Ion	Resp	Lower	Upper
127	53058		
129	31.8	26.1	39.1
65	25.2	21.2	31.8
92	16.5	13.8	20.6

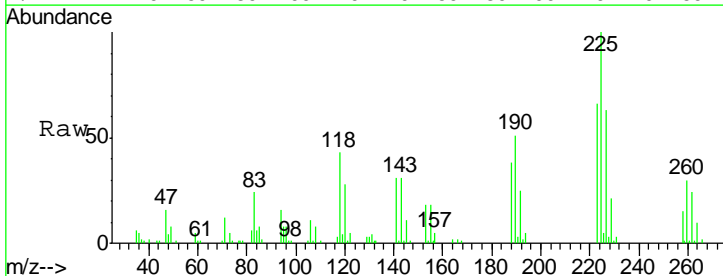


Abundance Ion 127.00 (126.70 to 127.70): E
 Ion 129.00 (128.70 to 129.70): E
 Ion 65.00 (64.70 to 65.70): BGC
 Ion 92.00 (91.70 to 92.70): BGC

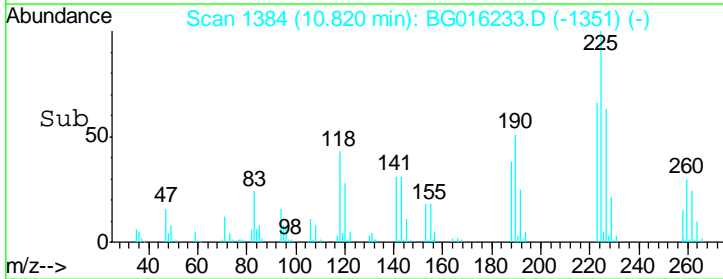
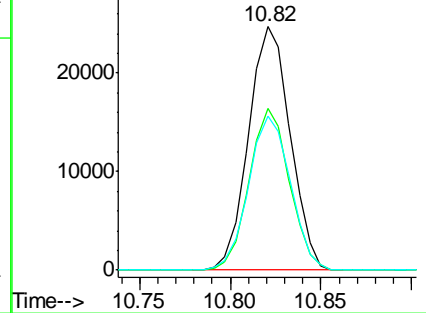


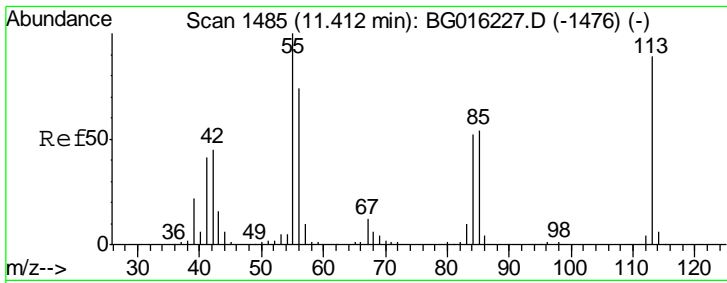
#34
 Hexachlorobutadiene
 Concen: 22.32 ng
 RT: 10.82 min Scan# 1384
 Delta R.T. -0.00 min
 Lab File: BG016233.D
 Acq: 6 Apr 2015 20:50

Tgt Ion	Resp	Lower	Upper
225	39419		
223	66.5	50.4	75.6
227	63.0	51.2	76.8



Abundance Ion 225.00 (224.70 to 225.70): E
 Ion 223.00 (222.70 to 223.70): E
 Ion 227.00 (226.70 to 227.70): E

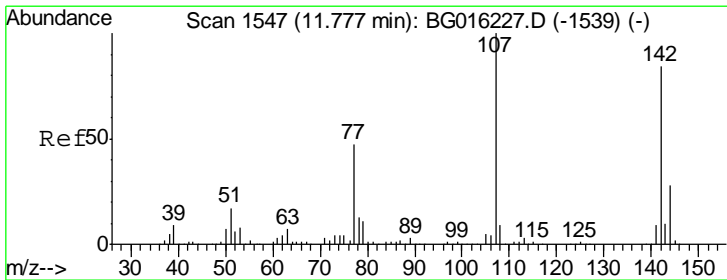
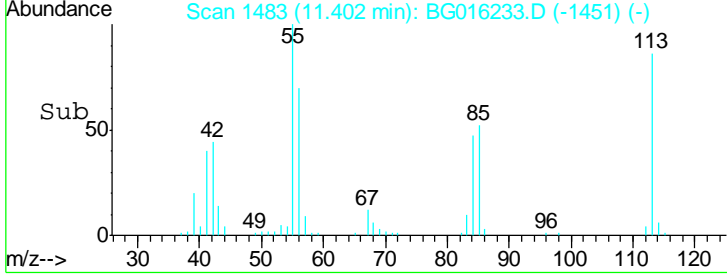
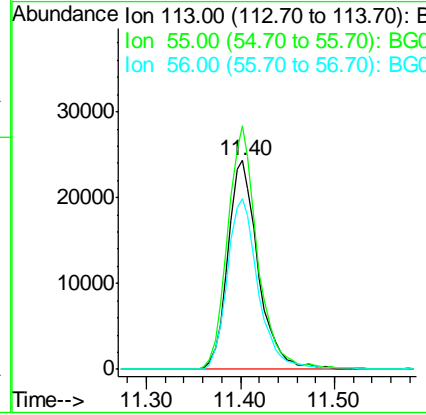
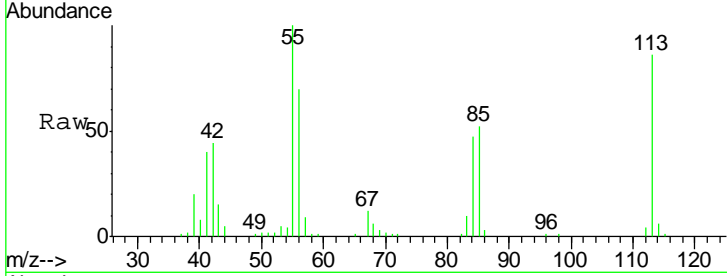




#35
 Caprolactam
 Concen: 22.40 ng
 RT: 11.40 min Scan# 1483
 Delta R.T. -0.01 min
 Lab File: BG016233.D
 Acq: 6 Apr 2015 20:50

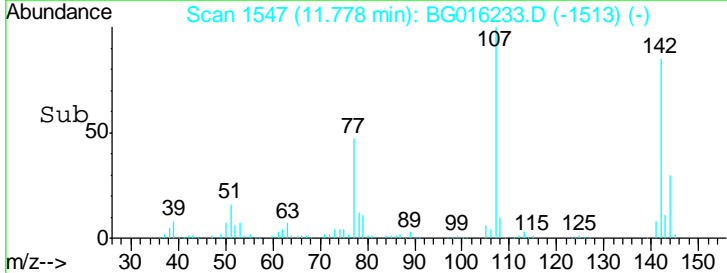
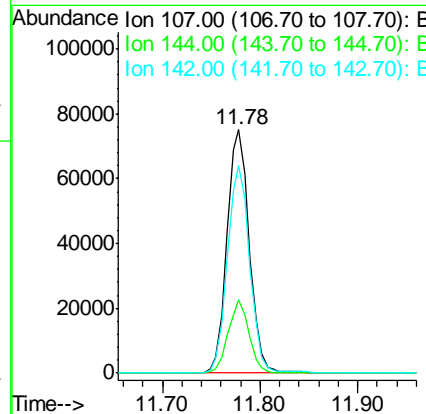
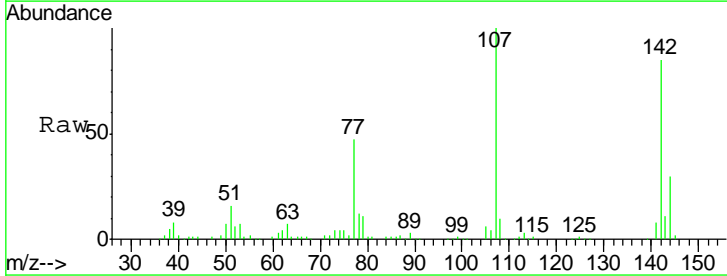
Instrument :
 BNA_G
 ClientSampleId :
 LOQ-WATER2015-02

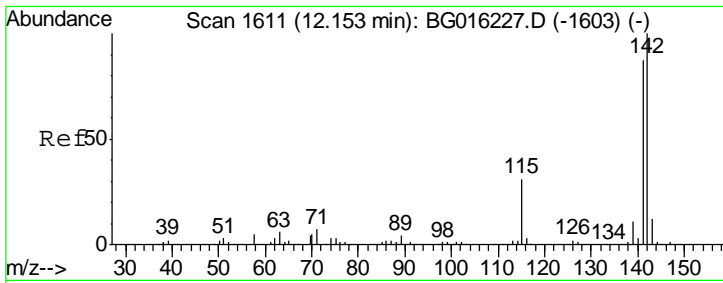
Tgt Ion	Resp	Lower	Upper
113	100		
55	116.6	92.4	132.4
56	81.7	63.2	103.2



#36
 4-Chloro-3-methylphenol
 Concen: 23.30 ng
 RT: 11.78 min Scan# 1547
 Delta R.T. 0.00 min
 Lab File: BG016233.D
 Acq: 6 Apr 2015 20:50

Tgt Ion	Resp	Lower	Upper
107	100		
144	30.2	22.0	33.0
142	85.4	67.0	100.6

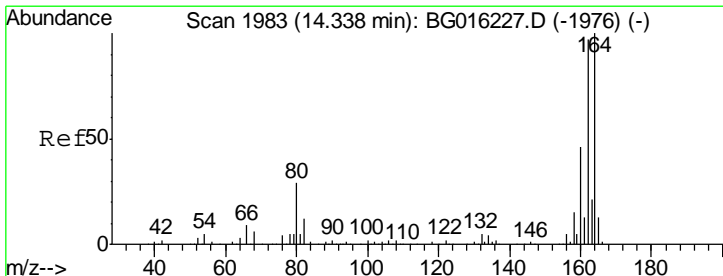
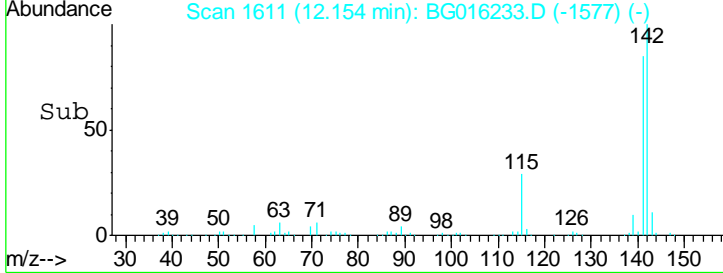
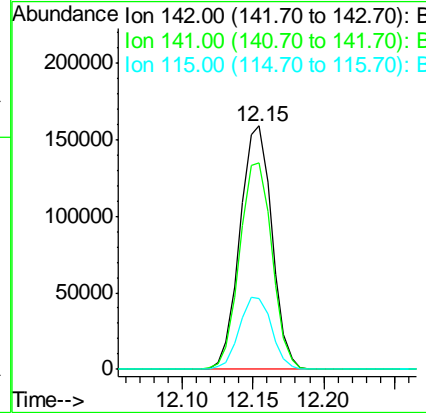
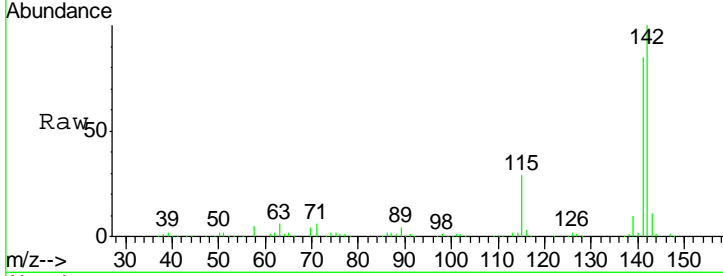




#37
 2-Methylnaphthalene
 Concen: 22.13 ng
 RT: 12.15 min Scan# 1611
 Delta R.T. 0.00 min
 Lab File: BG016233.D
 Acq: 6 Apr 2015 20:50

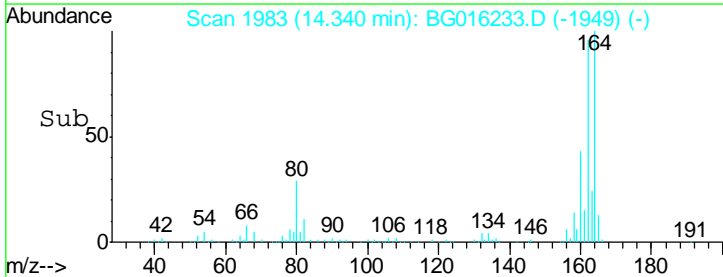
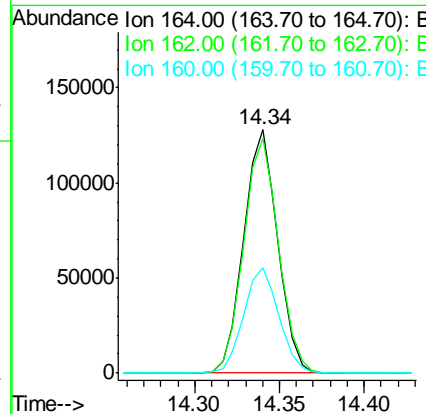
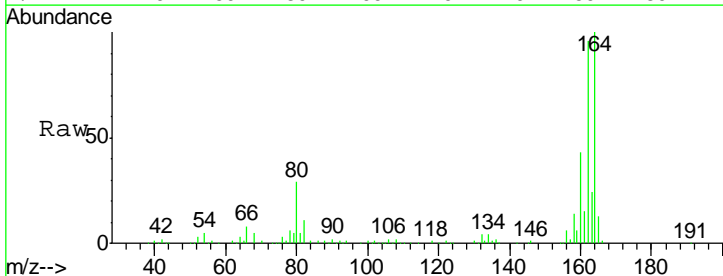
Instrument :
 BNA_G
 ClientSampleId :
 LOQ-WATER2015-02

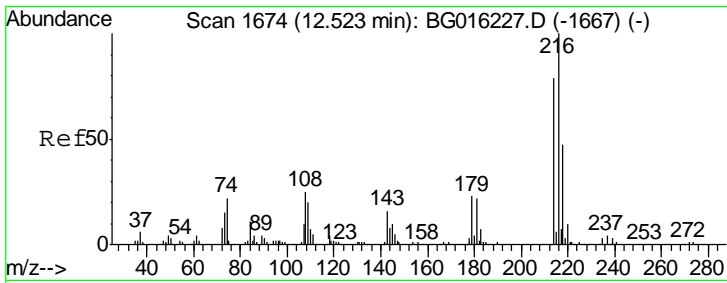
Tgt Ion	Resp	Lower	Upper
142	100		
141	85.0	69.3	103.9
115	28.9	25.0	37.6



#38
 Acenaphthene-d10
 Concen: 20.00 ng
 RT: 14.34 min Scan# 1983
 Delta R.T. 0.00 min
 Lab File: BG016233.D
 Acq: 6 Apr 2015 20:50

Tgt Ion	Resp	Lower	Upper
164	100		
162	96.2	77.3	115.9
160	43.2	36.7	55.1

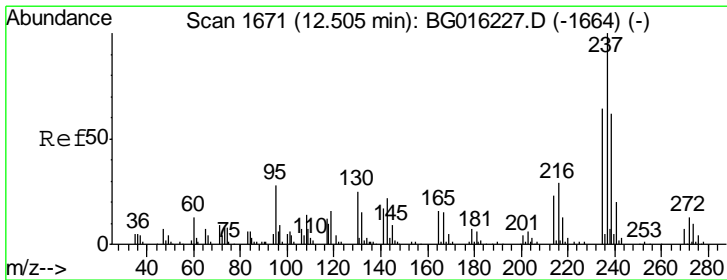
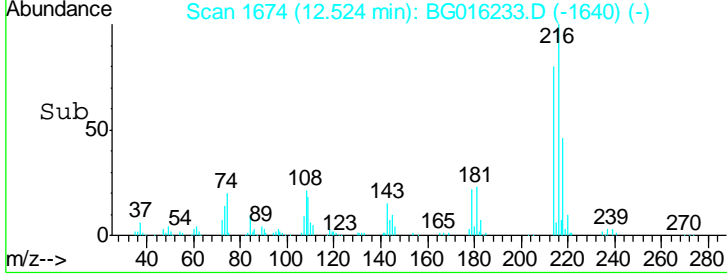
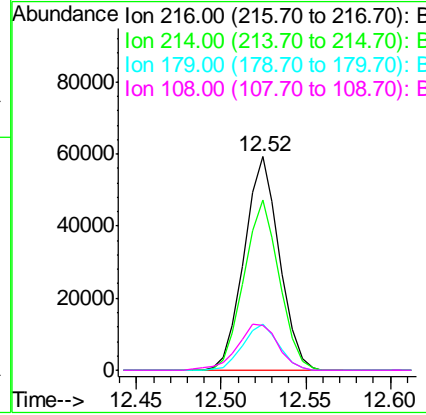
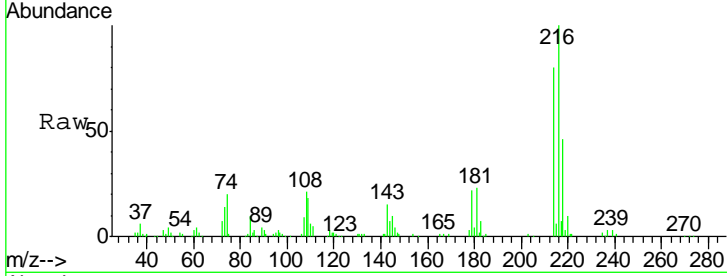




#39
 1,2,4,5-Tetrachlorobenzene
 Concen: 21.83 ng
 RT: 12.52 min Scan# 1674
 Delta R.T. 0.00 min
 Lab File: BG016233.D
 Acq: 6 Apr 2015 20:50

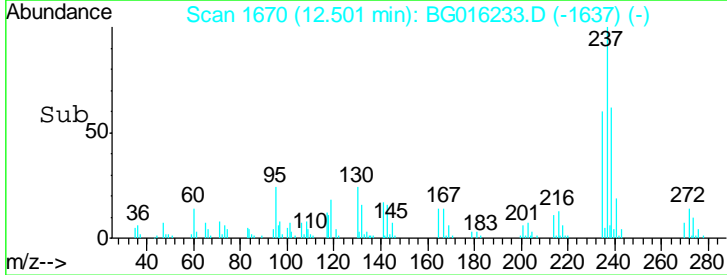
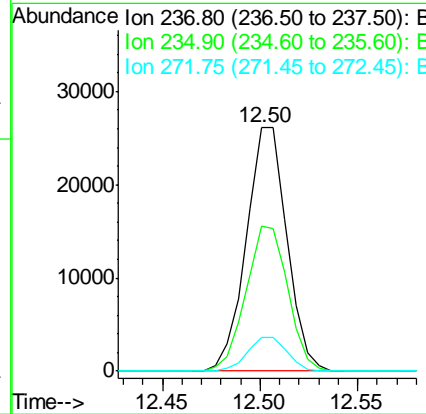
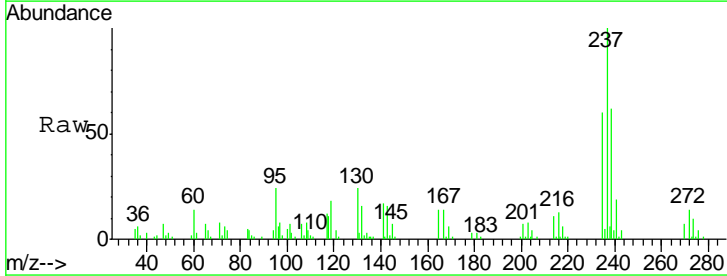
Instrument :
 BNA_G
 ClientSampleId :
 LOQ-WATER2015-02

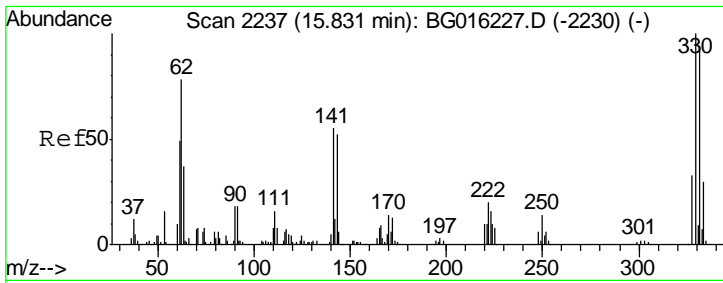
Tgt Ion	Resp	Lower	Upper
216	100		
214	79.9	63.4	95.0
179	21.9	18.2	27.2
108	24.9	21.2	31.8



#40
 Hexachlorocyclopentadiene
 Concen: 20.96 ng
 RT: 12.50 min Scan# 1670
 Delta R.T. -0.00 min
 Lab File: BG016233.D
 Acq: 6 Apr 2015 20:50

Tgt Ion	Resp	Lower	Upper
237	100		
235	59.7	43.9	83.9
272	13.6	0.0	33.1

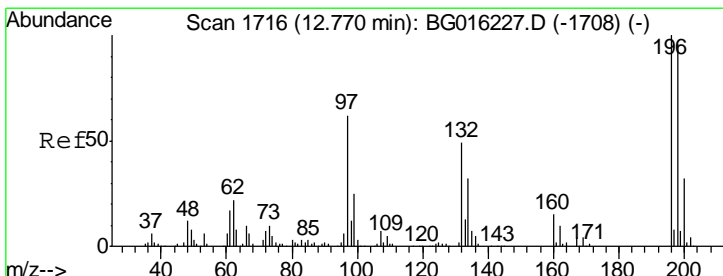
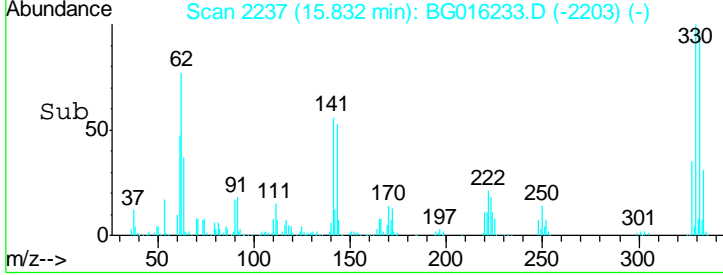
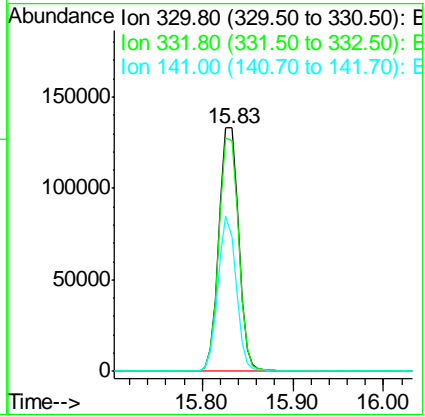
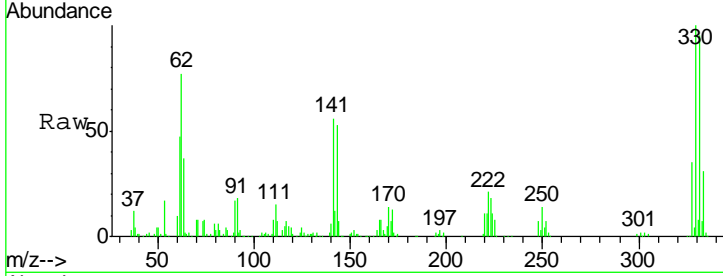




#41
 2,4,6-Tribromophenol
 Concen: 166.51 ng
 RT: 15.83 min Scan# 2237
 Delta R.T. 0.00 min
 Lab File: BG016233.D
 Acq: 6 Apr 2015 20:50

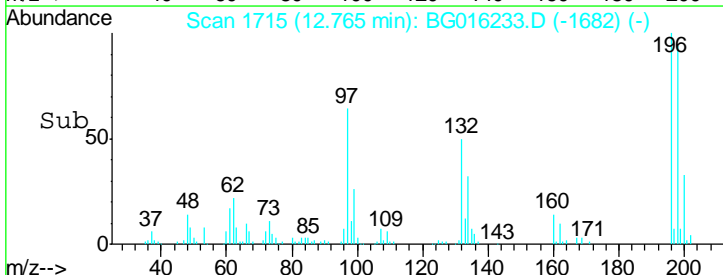
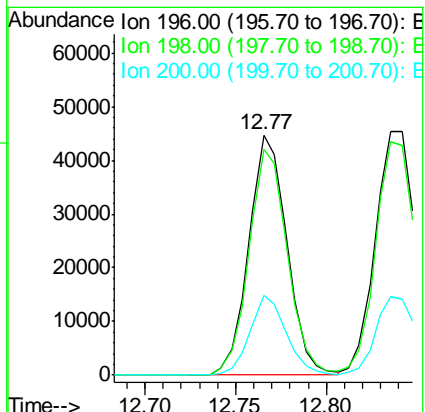
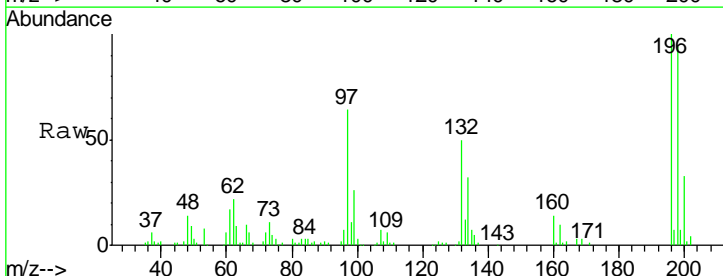
Instrument :
 BNA_G
 ClientSampled :
 LOQ-WATER2015-02

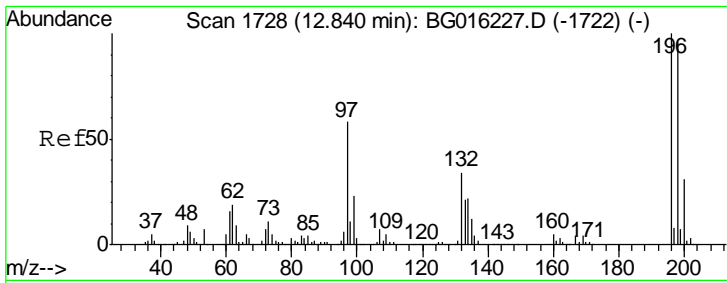
Tgt Ion	Resp	Lower	Upper
330	100		
332	95.7	75.8	113.6
141	58.8	46.6	69.8



#42
 2,4,6-Trichlorophenol
 Concen: 22.60 ng
 RT: 12.77 min Scan# 1715
 Delta R.T. -0.00 min
 Lab File: BG016233.D
 Acq: 6 Apr 2015 20:50

Tgt Ion	Resp	Lower	Upper
196	100		
198	94.0	77.2	115.8
200	33.4	25.3	37.9

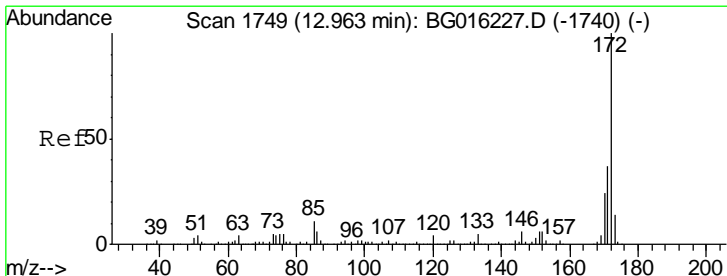
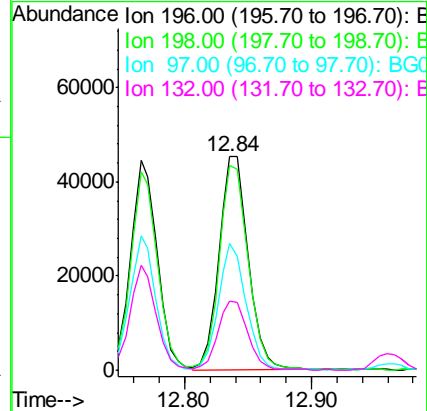
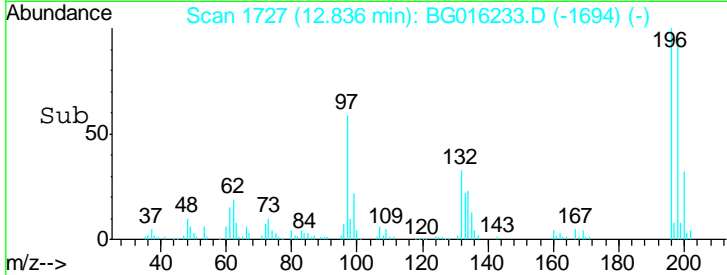
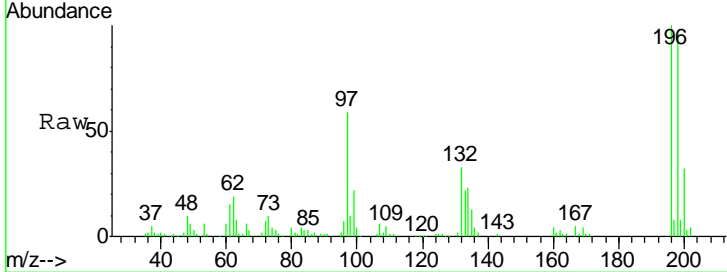




#43
 2,4,5-Trichlorophenol
 Concen: 23.38 ng
 RT: 12.84 min Scan# 1727
 Delta R.T. -0.00 min
 Lab File: BG016233.D
 Acq: 6 Apr 2015 20:50

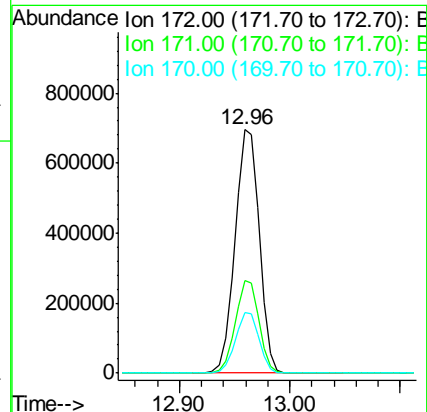
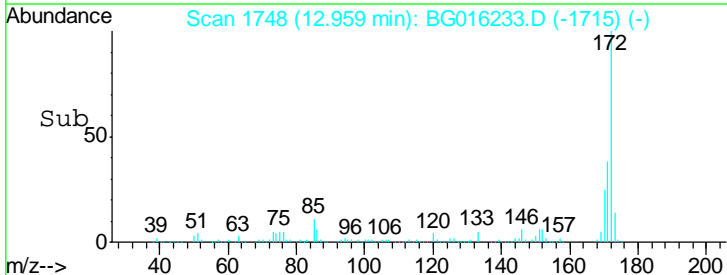
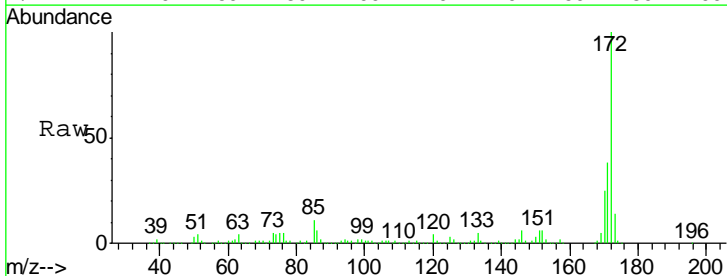
Instrument :
 BNA_G
 ClientSampled :
 LOQ-WATER2015-02

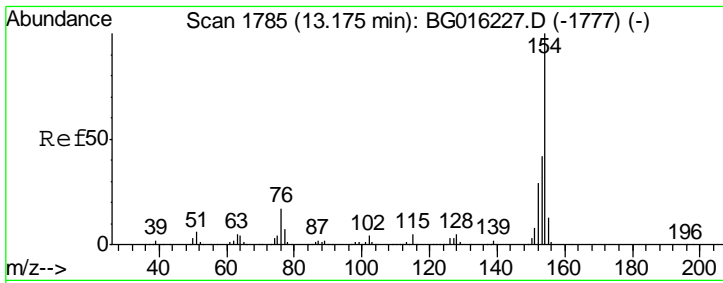
Tgt Ion	Resp	Lower	Upper
196	100		
198	96.1	77.1	115.7
97	59.1	46.6	69.8
132	32.5	27.0	40.6



#44
 2-Fluorobiphenyl
 Concen: 102.34 ng
 RT: 12.96 min Scan# 1748
 Delta R.T. -0.00 min
 Lab File: BG016233.D
 Acq: 6 Apr 2015 20:50

Tgt Ion	Resp	Lower	Upper
172	100		
171	38.1	29.6	44.4
170	24.7	19.4	29.2

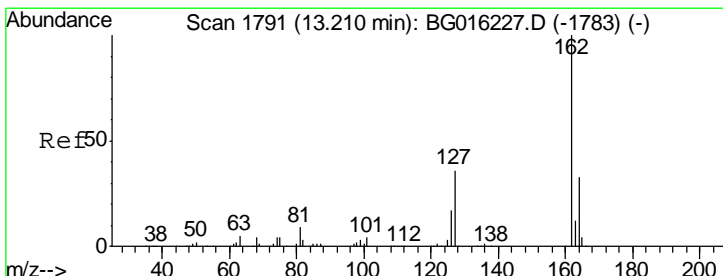
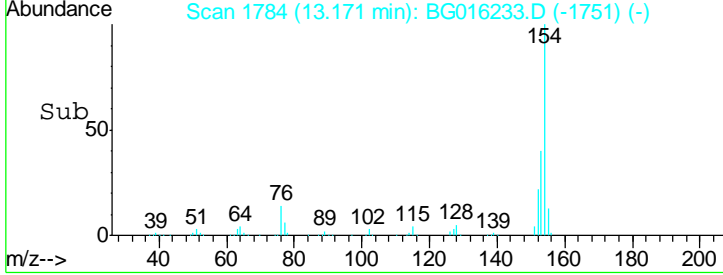
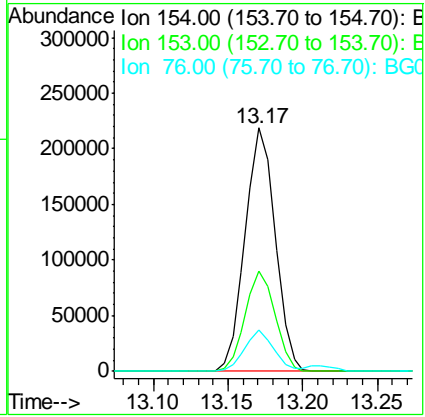
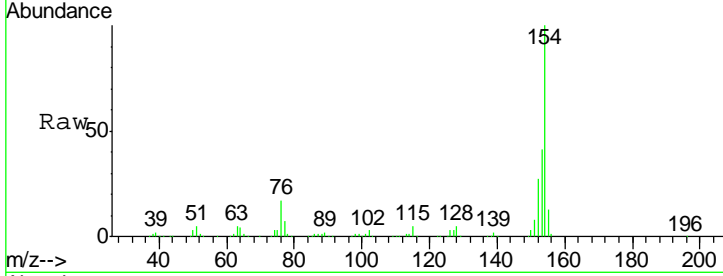




#45
 1,1'-Biphenyl
 Concen: 22.34 ng
 RT: 13.17 min Scan# 1784
 Delta R.T. -0.00 min
 Lab File: BG016233.D
 Acq: 6 Apr 2015 20:50

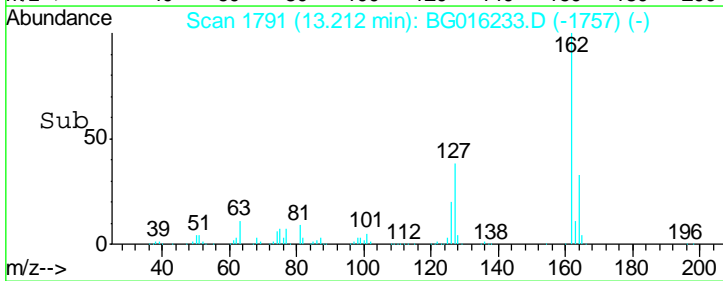
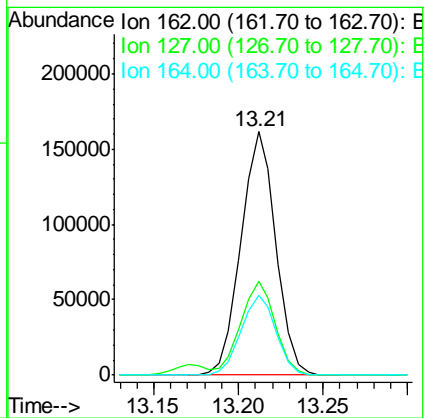
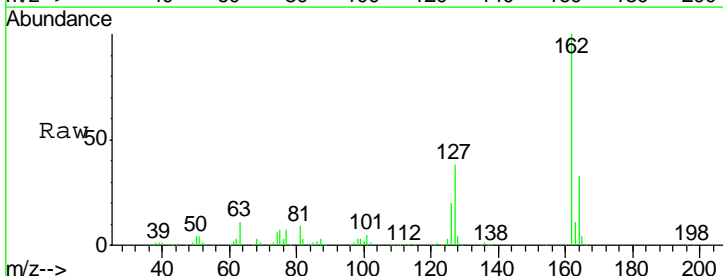
Instrument :
 BNA_G
 ClientSampleId :
 LOQ-WATER2015-02

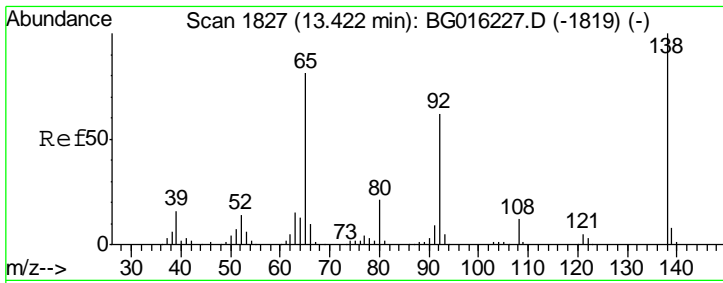
Tgt Ion	Resp	Lower	Upper
154	100		
153	41.2	22.4	62.4
76	16.8	0.0	37.1



#46
 2-Chloronaphthalene
 Concen: 22.14 ng
 RT: 13.21 min Scan# 1791
 Delta R.T. 0.00 min
 Lab File: BG016233.D
 Acq: 6 Apr 2015 20:50

Tgt Ion	Resp	Lower	Upper
162	100		
127	38.4	30.8	46.2
164	32.9	26.6	40.0

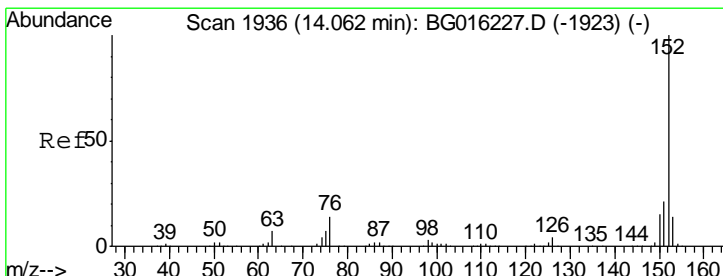
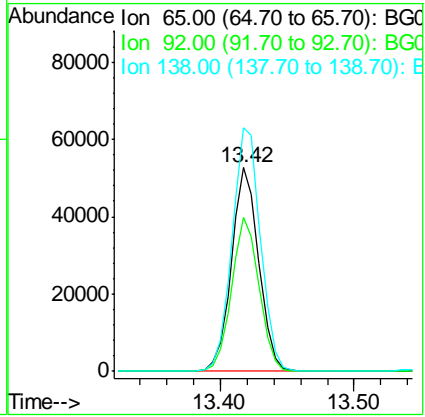
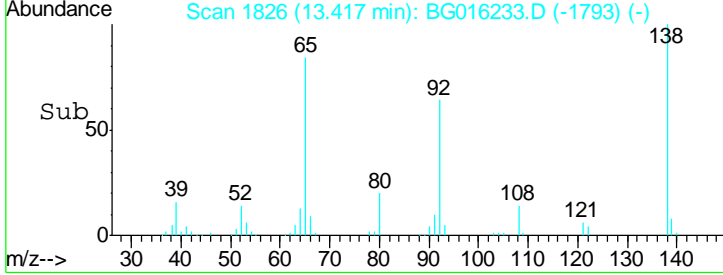
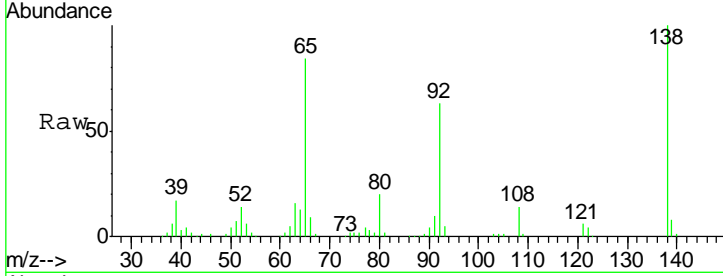




#47
 2-Nitroaniline
 Concen: 22.31 ng
 RT: 13.42 min Scan# 1826
 Delta R.T. -0.00 min
 Lab File: BG016233.D
 Acq: 6 Apr 2015 20:50

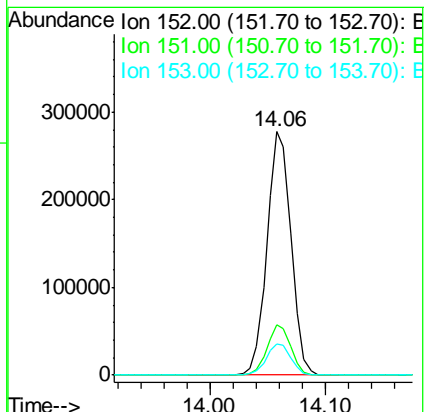
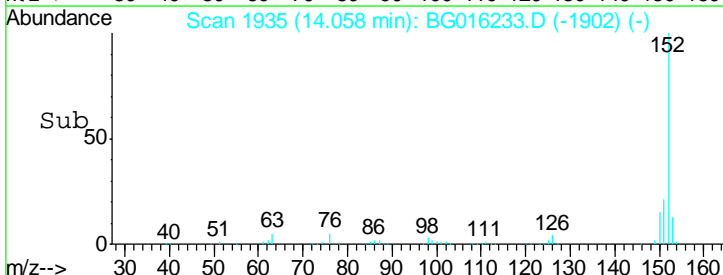
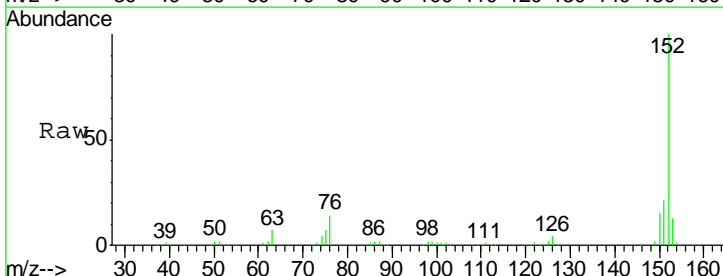
Instrument :
 BNA_G
 ClientSampleId :
 LOQ-WATER2015-02

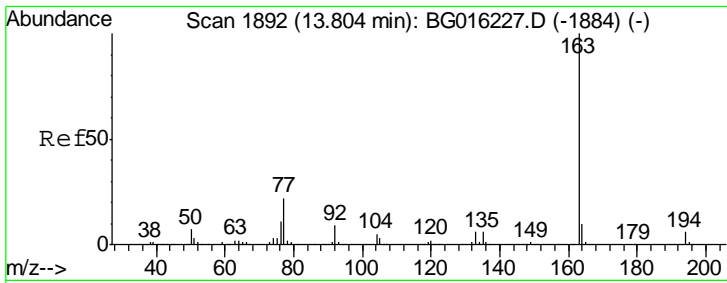
Tgt Ion	Resp	Lower	Upper
65	100		
92	75.8	61.0	91.6
138	119.5	98.7	148.1



#48
 Acenaphthylene
 Concen: 21.78 ng
 RT: 14.06 min Scan# 1935
 Delta R.T. -0.00 min
 Lab File: BG016233.D
 Acq: 6 Apr 2015 20:50

Tgt Ion	Resp	Lower	Upper
152	100		
151	20.9	16.5	24.7
153	13.0	11.1	16.7

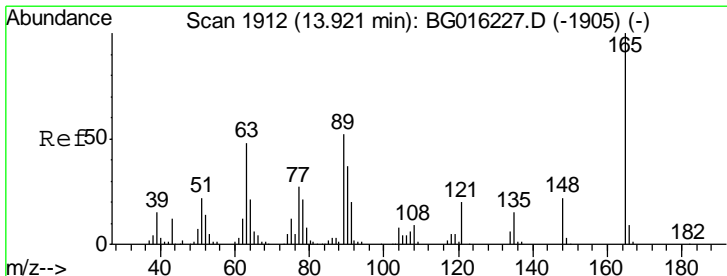
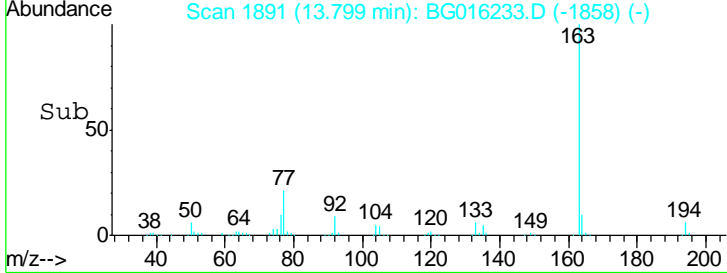
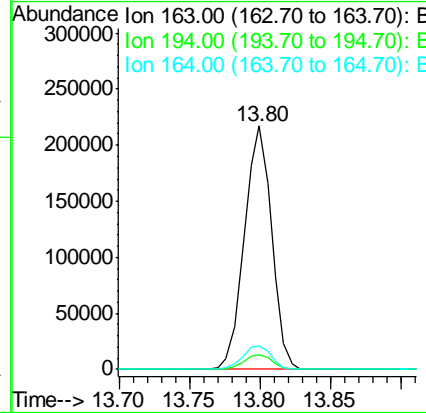
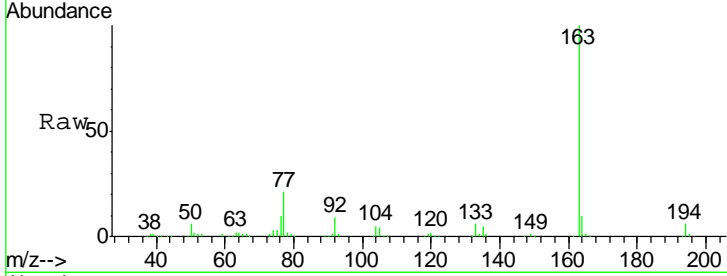




#49
 Dimethylphthalate
 Concen: 22.37 ng
 RT: 13.80 min Scan# 1891
 Delta R.T. -0.00 min
 Lab File: BG016233.D
 Acq: 6 Apr 2015 20:50

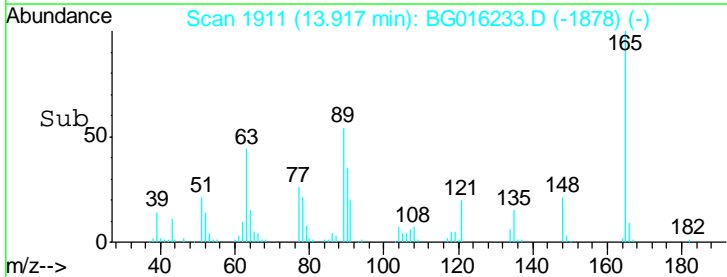
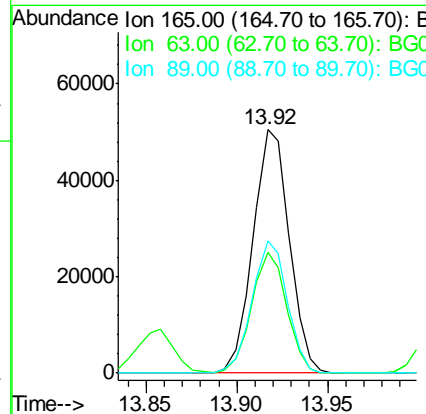
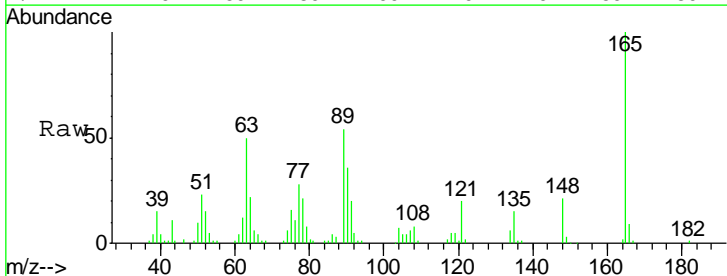
Instrument :
 BNA_G
 ClientSampleId :
 LOQ-WATER2015-02

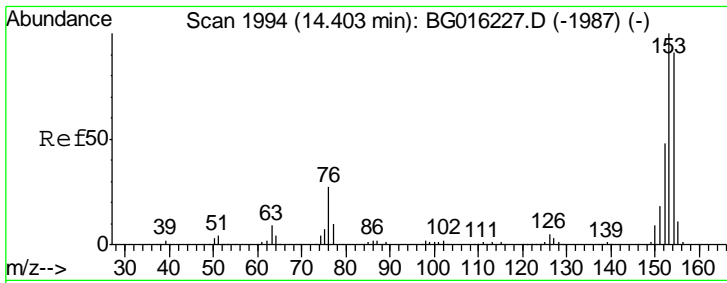
Tgt Ion	Resp	Lower	Upper
163	100		
194	5.8	5.0	7.4
164	9.7	8.2	12.4



#50
 2,6-Dinitrotoluene
 Concen: 22.21 ng
 RT: 13.92 min Scan# 1911
 Delta R.T. -0.00 min
 Lab File: BG016233.D
 Acq: 6 Apr 2015 20:50

Tgt Ion	Resp	Lower	Upper
165	100		
63	49.7	39.3	58.9
89	54.1	41.3	61.9

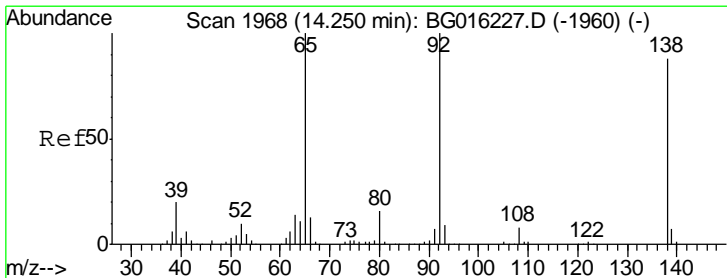
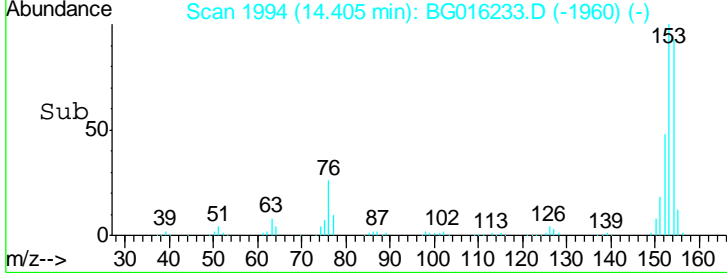
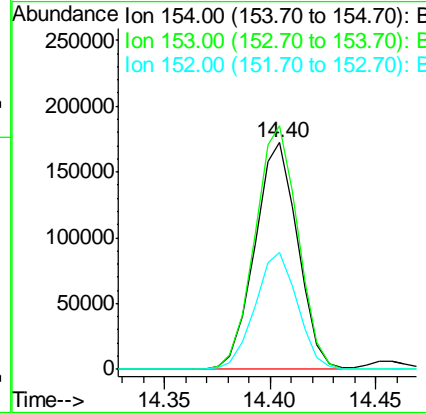
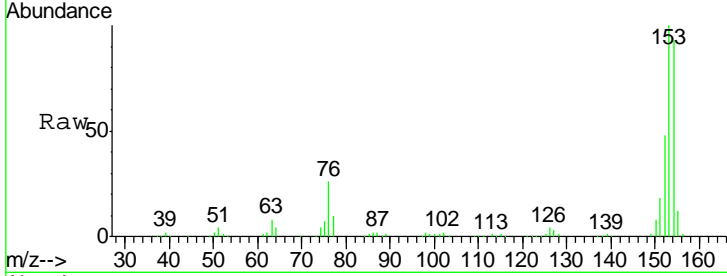




#51
 Acenaphthene
 Concen: 21.91 ng
 RT: 14.40 min Scan# 1994
 Delta R.T. 0.00 min
 Lab File: BG016233.D
 Acq: 6 Apr 2015 20:50

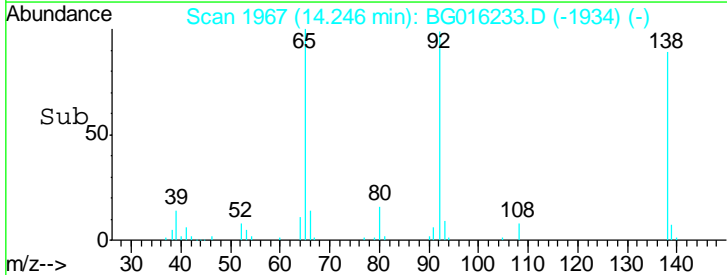
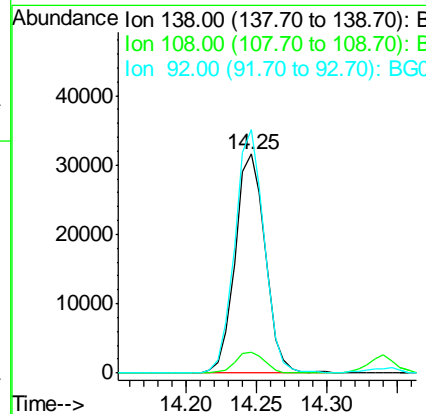
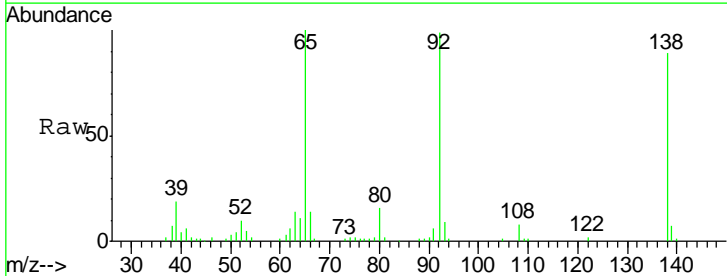
Instrument :
 BNA_G
 ClientSampleId :
 LOQ-WATER2015-02

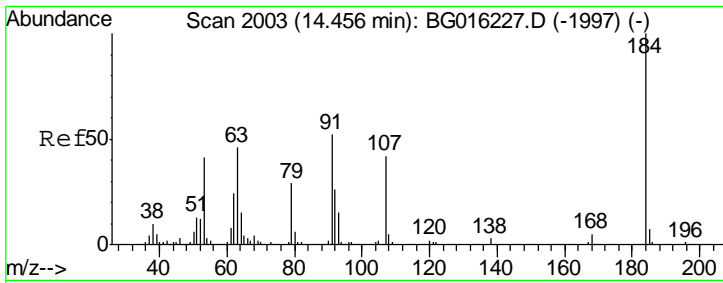
Tgt Ion	Resp	Lower	Upper
154	100		
153	107.4	87.5	131.3
152	51.4	42.1	63.1



#52
 3-Nitroaniline
 Concen: 11.61 ng
 RT: 14.25 min Scan# 1967
 Delta R.T. -0.00 min
 Lab File: BG016233.D
 Acq: 6 Apr 2015 20:50

Tgt Ion	Resp	Lower	Upper
138	100		
108	9.4	7.4	11.0
92	111.1	91.4	137.0

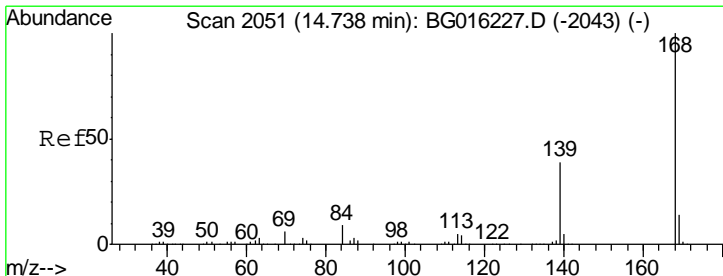
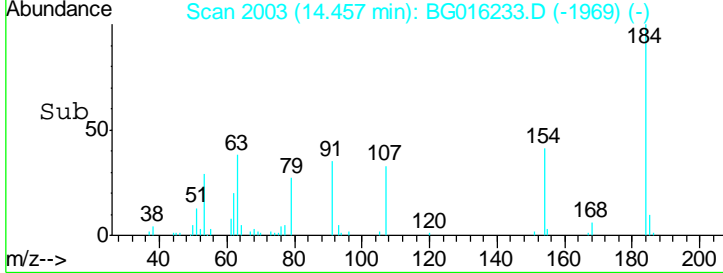
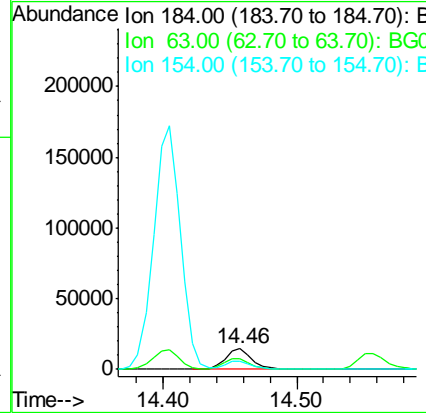
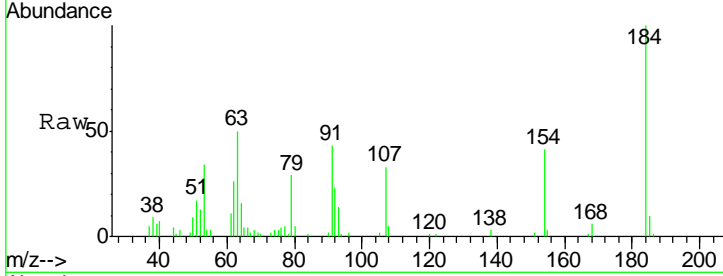




#53
 2,4-Dinitrophenol
 Concen: 18.77 ng
 RT: 14.46 min Scan# 2003
 Delta R.T. 0.00 min
 Lab File: BG016233.D
 Acq: 6 Apr 2015 20:50

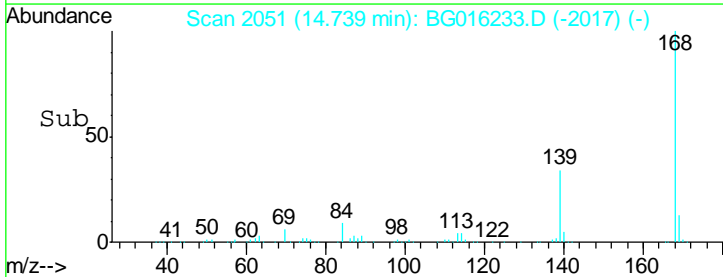
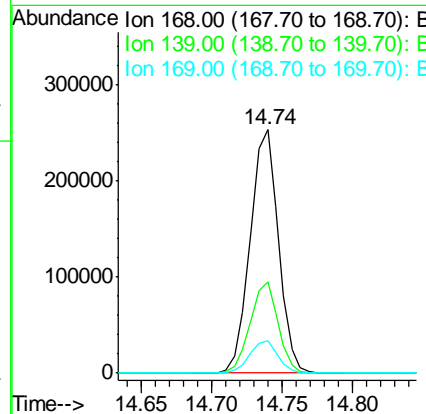
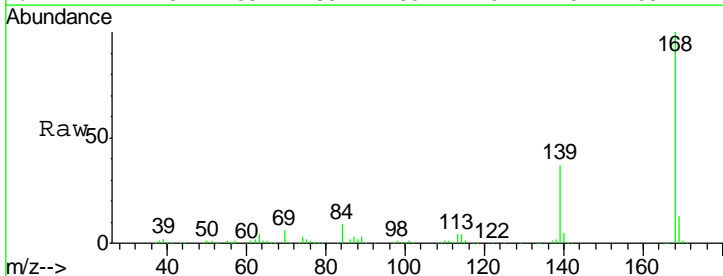
Instrument : BNA_G
 ClientSampleId : LOQ-WATER2015-02

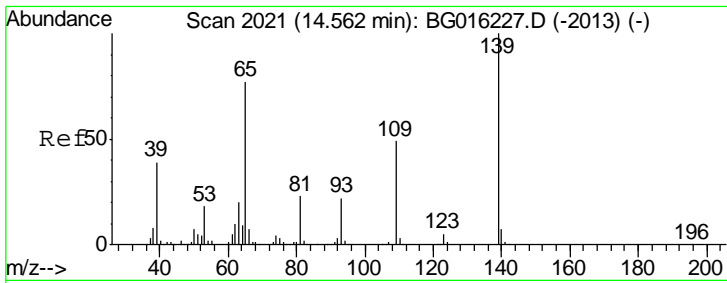
Tgt Ion	Resp	Lower	Upper
184	21410		
63	50.2	45.8	68.6
154	40.9	34.5	51.7



#54
 Dibenzofuran
 Concen: 23.11 ng
 RT: 14.74 min Scan# 2051
 Delta R.T. 0.00 min
 Lab File: BG016233.D
 Acq: 6 Apr 2015 20:50

Tgt Ion	Resp	Lower	Upper
168	354725		
139	37.4	31.0	46.6
169	13.3	11.2	16.8

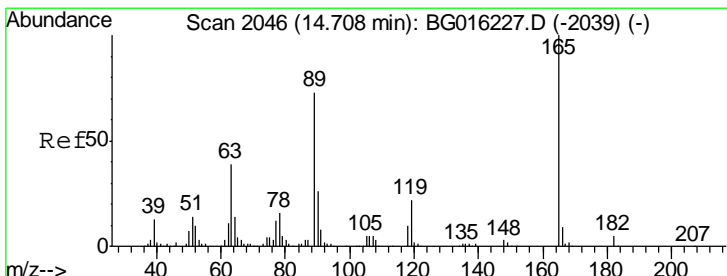
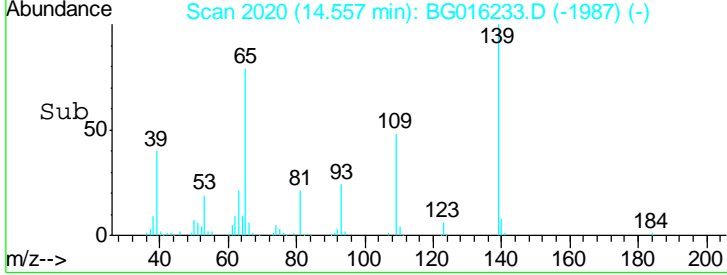
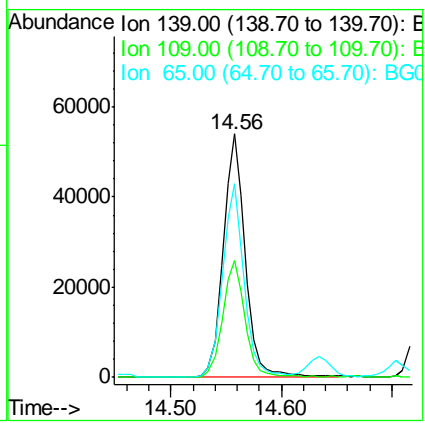
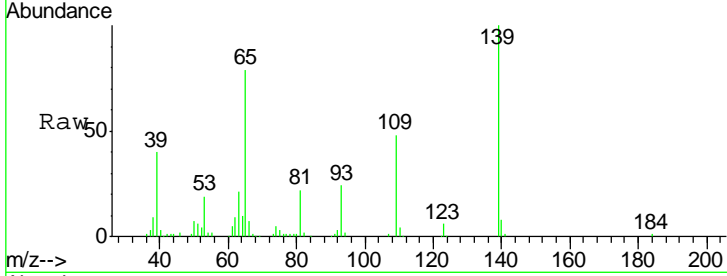




#55
 4-Nitrophenol
 Concen: 22.53 ng
 RT: 14.56 min Scan# 2020
 Delta R.T. -0.00 min
 Lab File: BG016233.D
 Acq: 6 Apr 2015 20:50

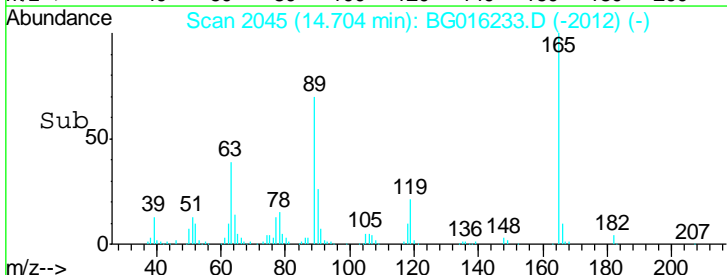
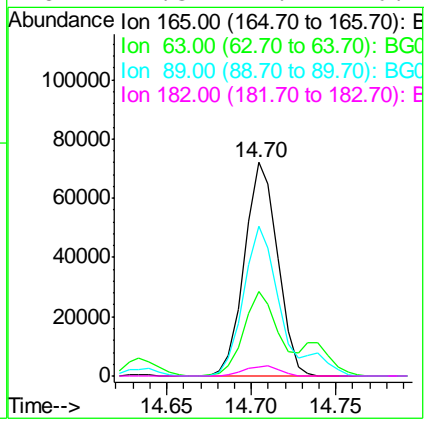
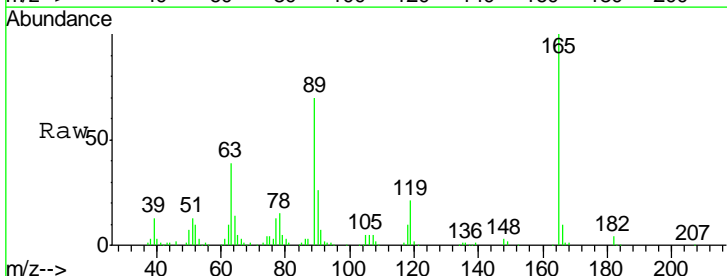
Instrument :
 BNA_G
 ClientSampled :
 LOQ-WATER2015-02

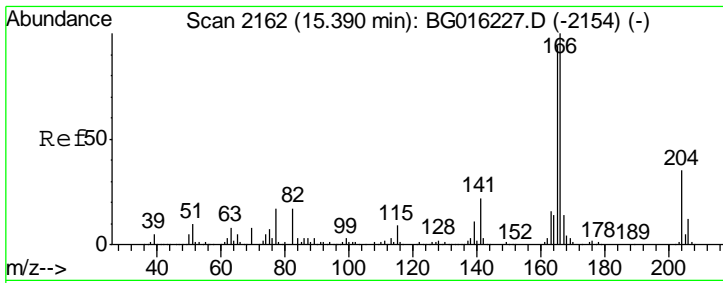
Tgt Ion	Resp	Lower	Upper
139	100		
109	48.1	28.5	68.5
65	79.3	56.9	96.9



#56
 2,4-Dinitrotoluene
 Concen: 22.92 ng
 RT: 14.70 min Scan# 2045
 Delta R.T. -0.00 min
 Lab File: BG016233.D
 Acq: 6 Apr 2015 20:50

Tgt Ion	Resp	Lower	Upper
165	100		
63	39.3	31.4	47.2
89	69.8	58.8	88.2
182	4.3	4.1	6.1



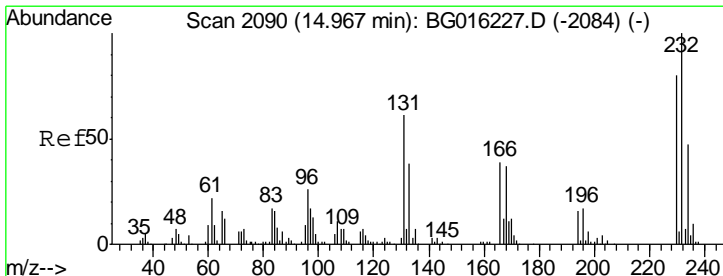
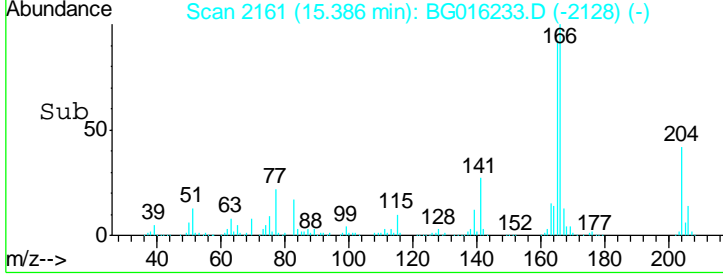
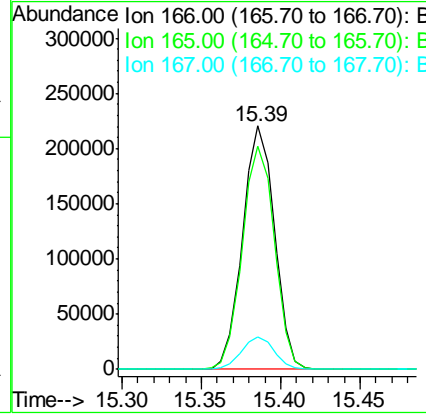
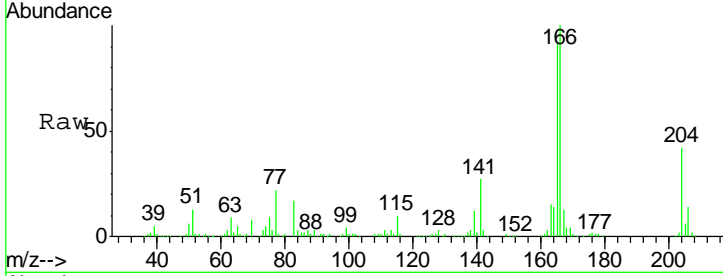


#57
 Fluorene
 Concen: 22.74 ng
 RT: 15.39 min Scan# 2161
 Delta R.T. -0.00 min
 Lab File: BG016233.D
 Acq: 6 Apr 2015 20:50

Instrument :
 BNA_G
 ClientSampleId :
 LOQ-WATER2015-02

Tgt Ion:166 Resp: 307974

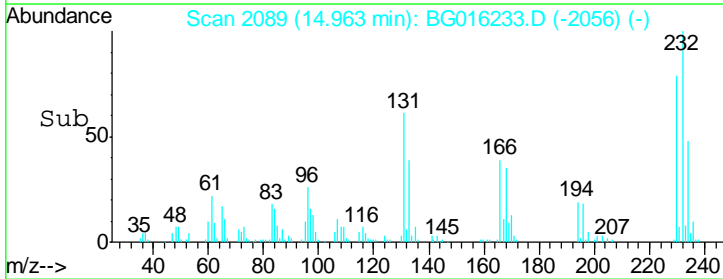
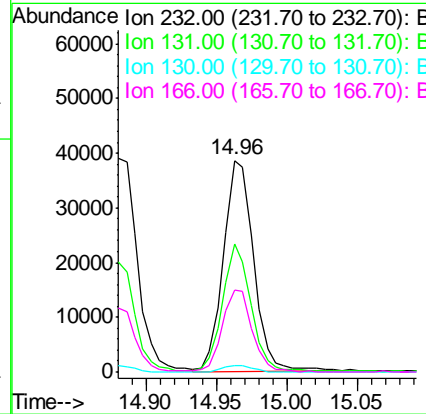
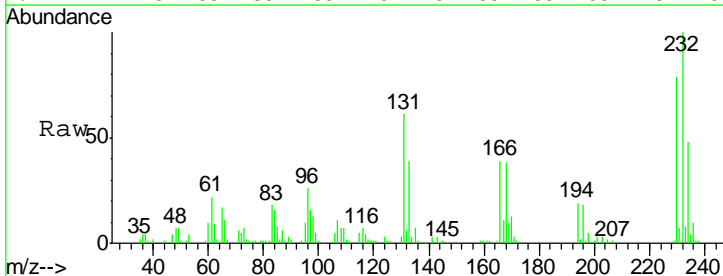
Ion	Ratio	Lower	Upper
166	100		
165	91.7	75.2	112.8
167	13.1	11.3	16.9

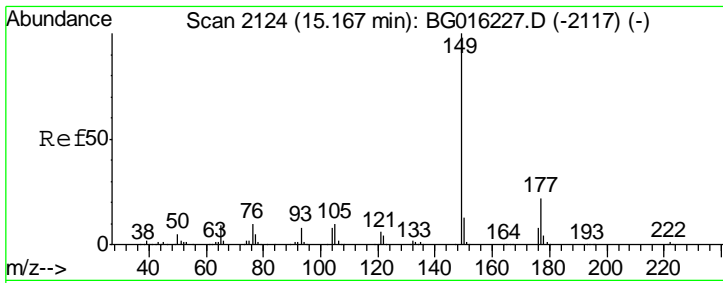


#58
 2,3,4,6-Tetrachlorophenol
 Concen: 23.88 ng
 RT: 14.96 min Scan# 2089
 Delta R.T. -0.00 min
 Lab File: BG016233.D
 Acq: 6 Apr 2015 20:50

Tgt Ion:232 Resp: 57385

Ion	Ratio	Lower	Upper
232	100		
131	58.7	49.8	74.6
130	2.8	2.6	3.8
166	38.4	30.6	45.8

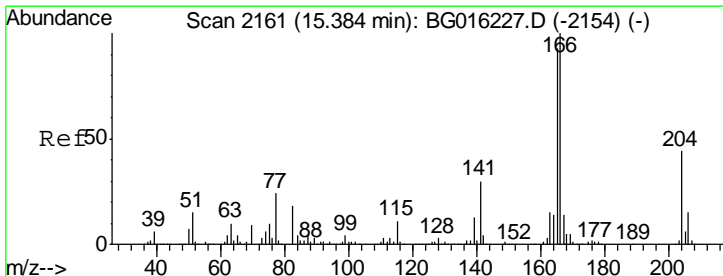
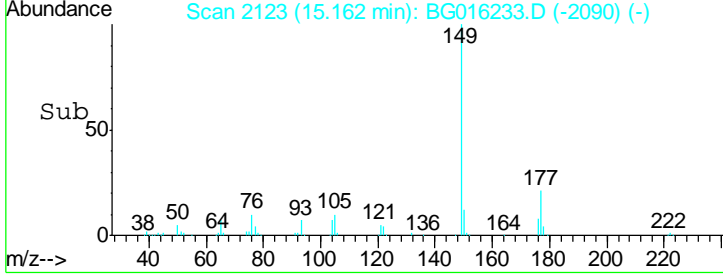
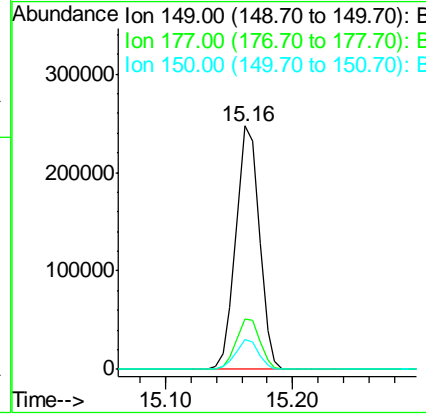
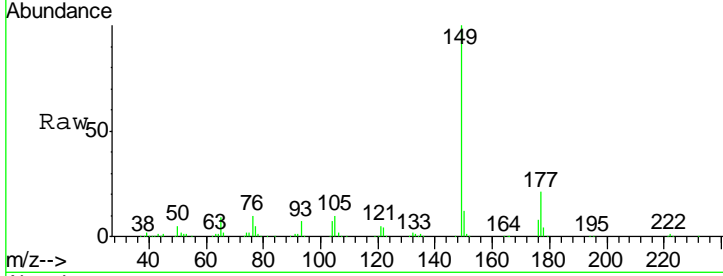




#59
 Diethylphthalate
 Concen: 22.64 ng
 RT: 15.16 min Scan# 2123
 Delta R.T. -0.00 min
 Lab File: BG016233.D
 Acq: 6 Apr 2015 20:50

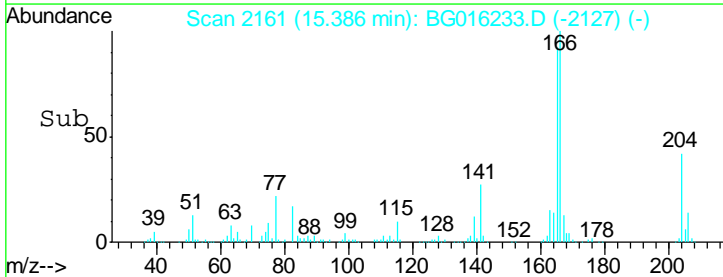
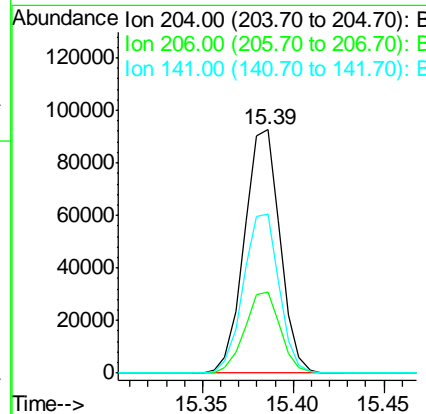
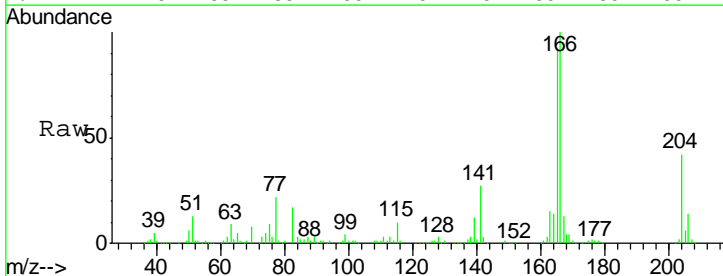
Instrument : BNA_G
 ClientSampled : LOQ-WATER2015-02

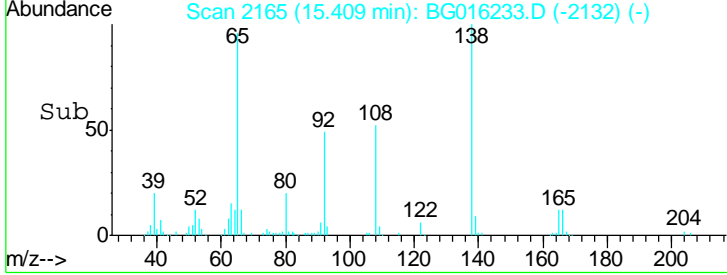
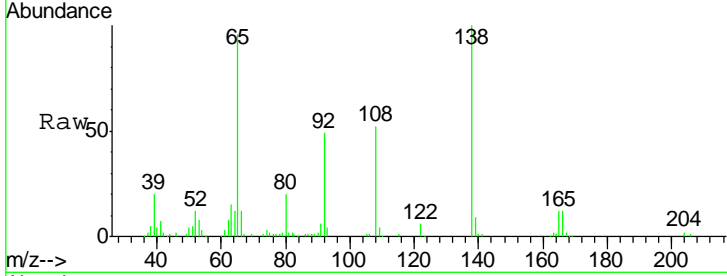
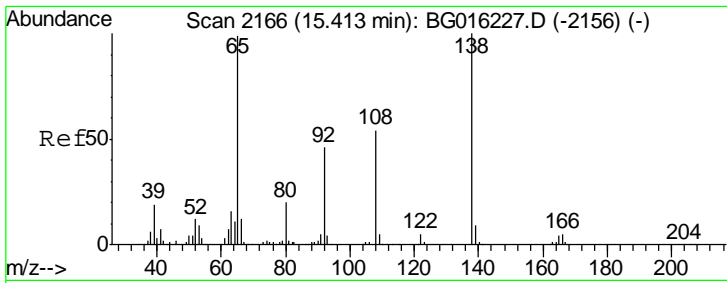
Tgt Ion	Resp	Lower	Upper
149	314668		
177	20.8	17.7	26.5
150	12.3	10.0	15.0



#60
 4-Chlorophenyl-phenylether
 Concen: 22.87 ng
 RT: 15.39 min Scan# 2161
 Delta R.T. 0.00 min
 Lab File: BG016233.D
 Acq: 6 Apr 2015 20:50

Tgt Ion	Resp	Lower	Upper
204	126688		
206	33.3	27.6	41.4
141	65.3	55.4	83.2

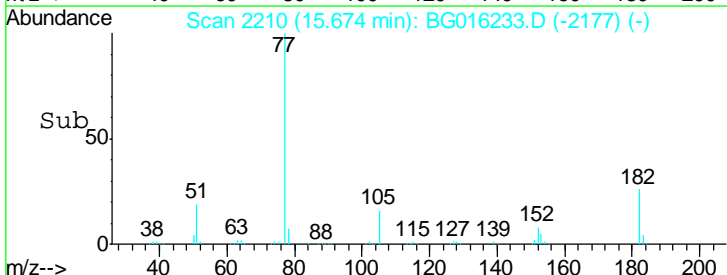
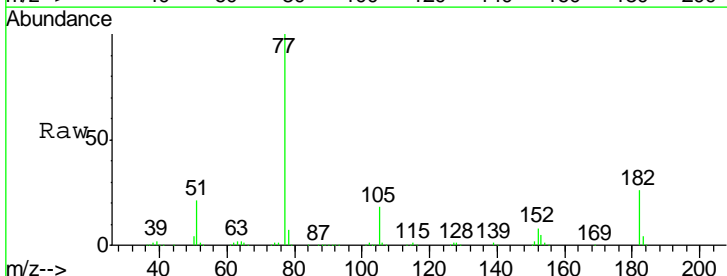
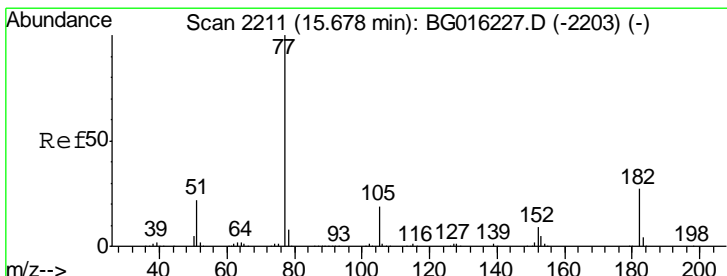
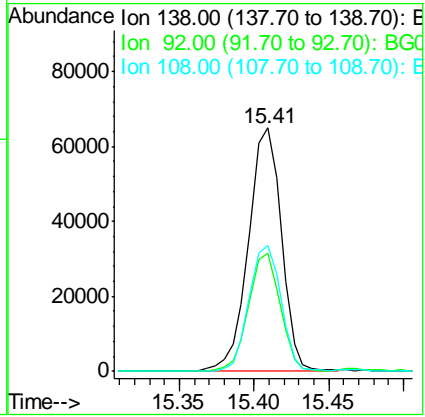




#61
 4-Nitroaniline
 Concen: 21.58 ng
 RT: 15.41 min Scan# 2165
 Delta R.T. -0.00 min
 Lab File: BG016233.D
 Acq: 6 Apr 2015 20:50

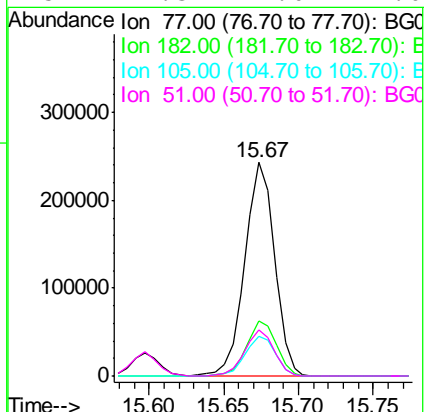
Instrument :
 BNA_G
 ClientSampled :
 LOQ-WATER2015-02

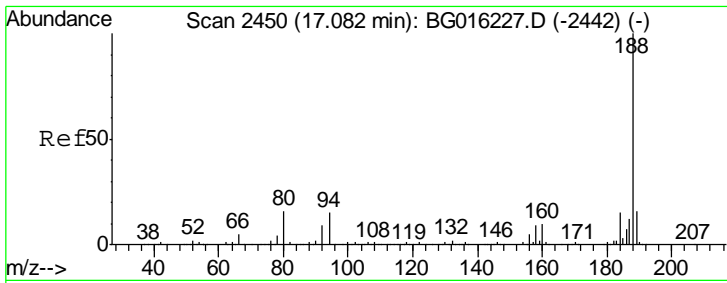
Tgt Ion	Resp	Lower	Upper
138	98804		
92	48.5	26.3	66.3
108	51.9	33.6	73.6



#62
 Azobenzene
 Concen: 22.60 ng
 RT: 15.67 min Scan# 2210
 Delta R.T. -0.00 min
 Lab File: BG016233.D
 Acq: 6 Apr 2015 20:50

Tgt Ion	Resp	Lower	Upper
77	334367		
182	25.6	6.6	46.6
105	18.4	0.0	39.2
51	21.3	2.0	42.0

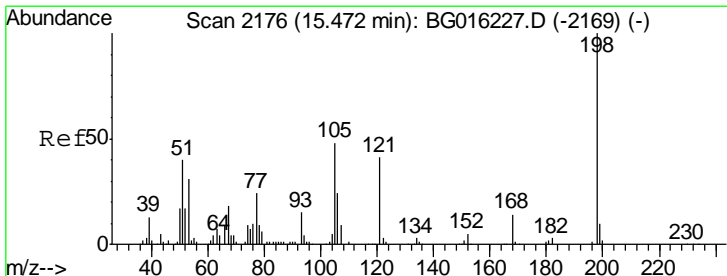
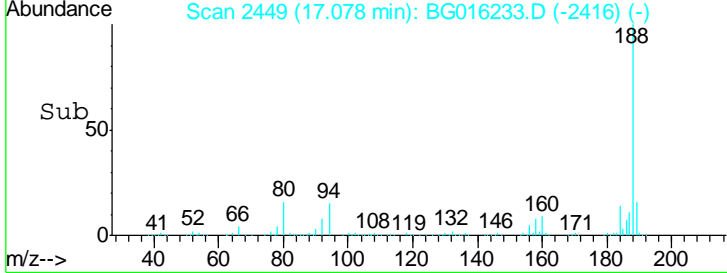
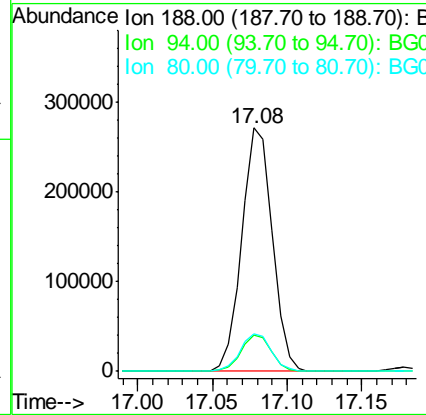
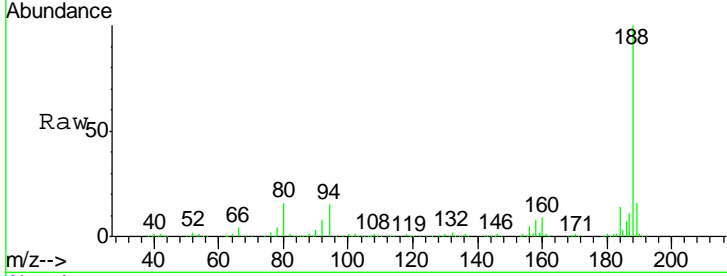




#63
 Phenanthrene-d10
 Concen: 20.00 ng
 RT: 17.08 min Scan# 2449
 Delta R.T. -0.00 min
 Lab File: BG016233.D
 Acq: 6 Apr 2015 20:50

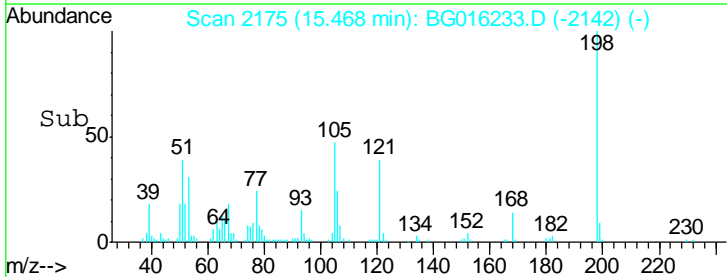
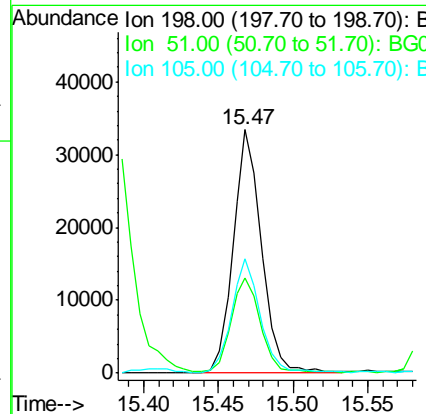
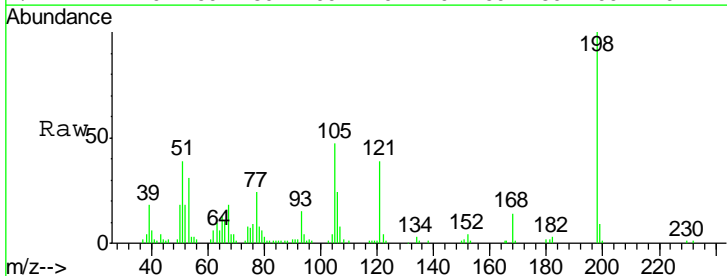
Instrument :
 BNA_G
 ClientSampleId :
 LOQ-WATER2015-02

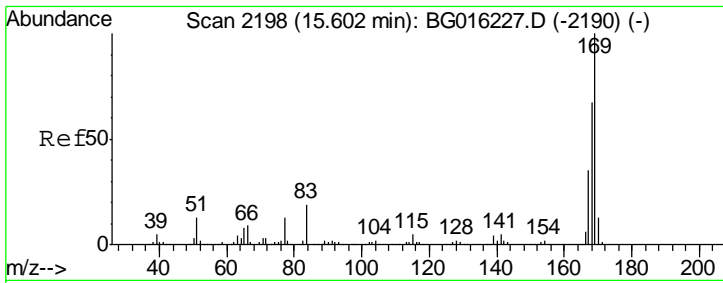
Tgt Ion	Resp	Lower	Upper
188	100		
94	15.1	12.2	18.4
80	15.6	12.8	19.2



#64
 4,6-Dinitro-2-methylphenol
 Concen: 18.85 ng
 RT: 15.47 min Scan# 2175
 Delta R.T. -0.00 min
 Lab File: BG016233.D
 Acq: 6 Apr 2015 20:50

Tgt Ion	Resp	Lower	Upper
198	100		
51	39.3	20.7	60.7
105	47.0	28.8	68.8

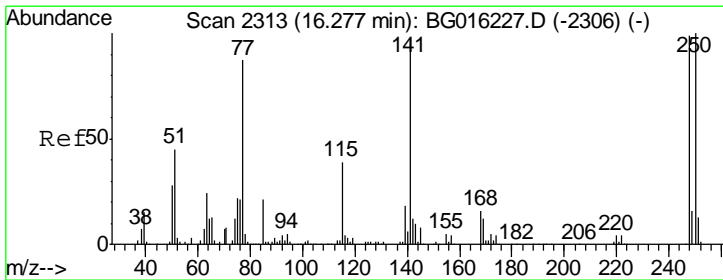
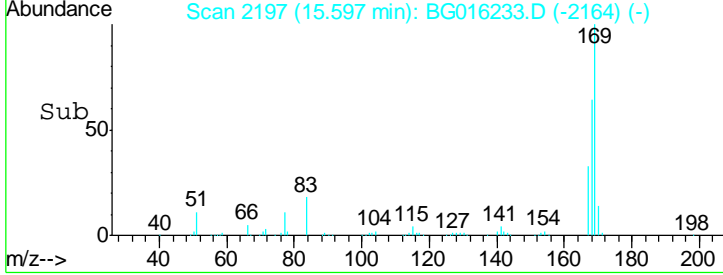
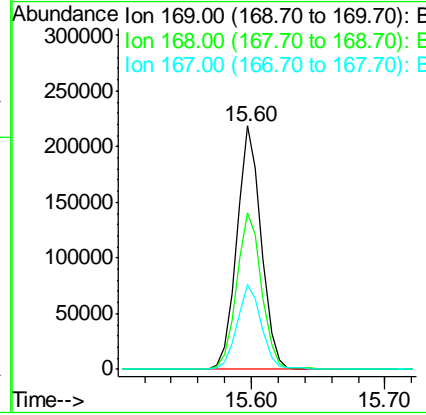
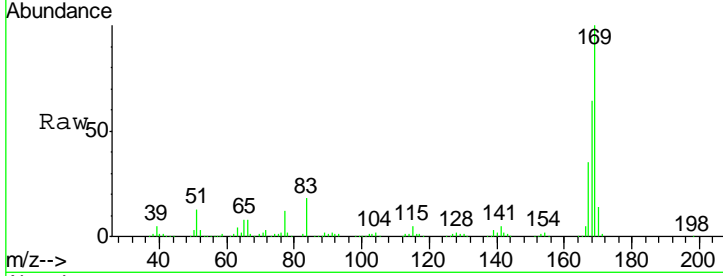




#65
 n-Nitrosodiphenylamine
 Concen: 21.23 ng
 RT: 15.60 min Scan# 2197
 Delta R.T. -0.00 min
 Lab File: BG016233.D
 Acq: 6 Apr 2015 20:50

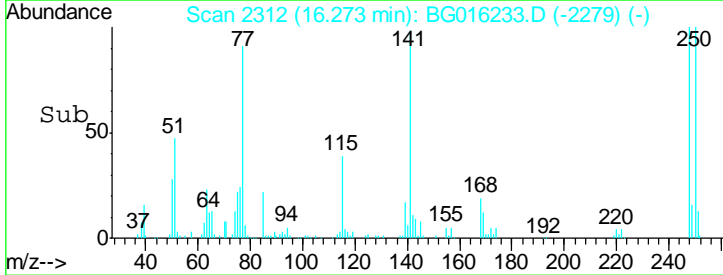
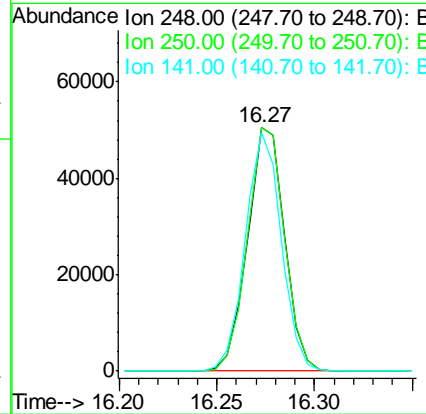
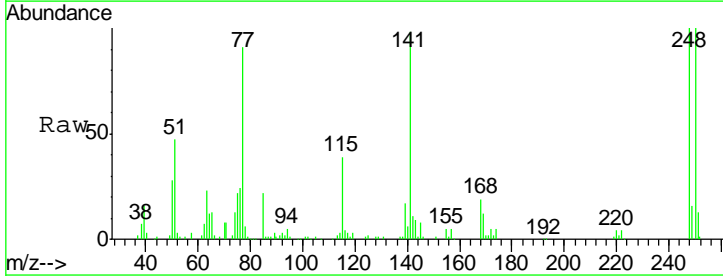
Instrument :
 BNA_G
 ClientSampleId :
 LOQ-WATER2015-02

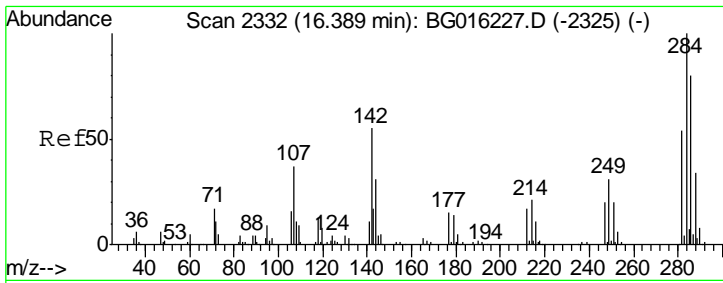
Tgt Ion	Resp	Lower	Upper
169	100		
168	64.5	53.4	80.0
167	35.0	28.3	42.5



#66
 4-Bromophenyl-phenylether
 Concen: 21.51 ng
 RT: 16.27 min Scan# 2312
 Delta R.T. -0.00 min
 Lab File: BG016233.D
 Acq: 6 Apr 2015 20:50

Tgt Ion	Resp	Lower	Upper
248	100		
250	100.0	80.5	120.7
141	98.2	78.2	117.4

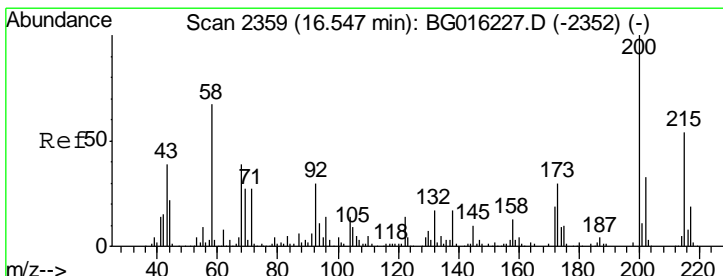
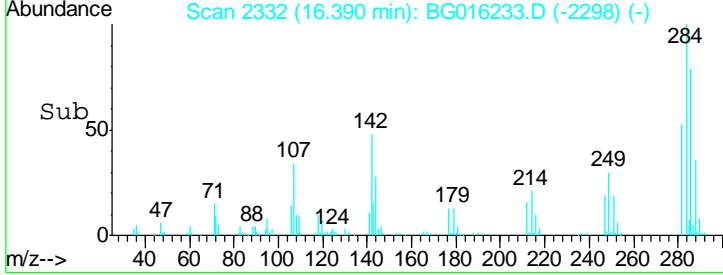
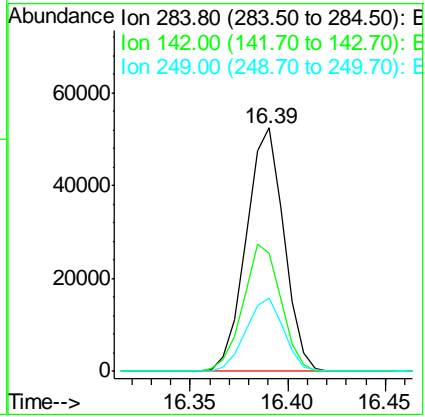
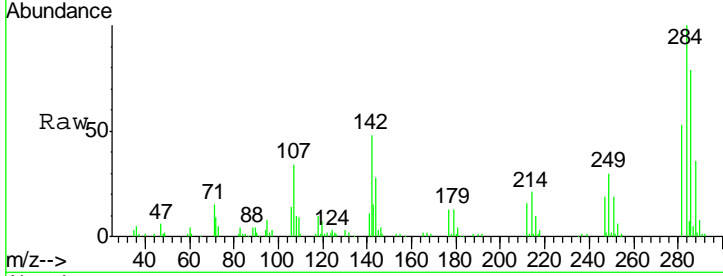




#67
 Hexachlorobenzene
 Concen: 21.85 ng
 RT: 16.39 min Scan# 2332
 Delta R.T. 0.00 min
 Lab File: BG016233.D
 Acq: 6 Apr 2015 20:50

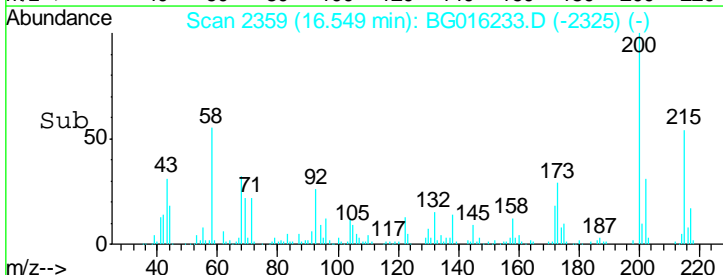
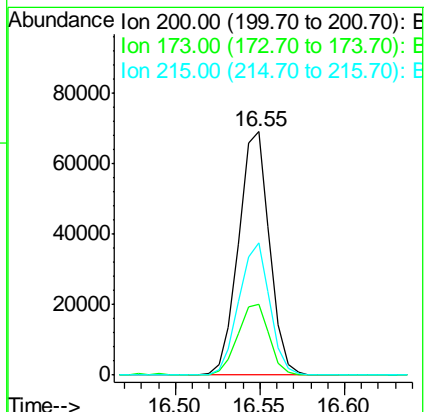
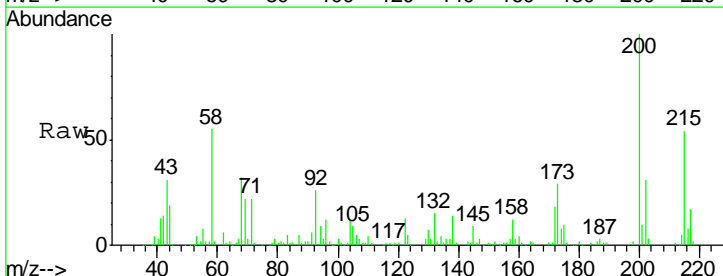
Instrument : BNA_G
 ClientSampled : LOQ-WATER2015-02

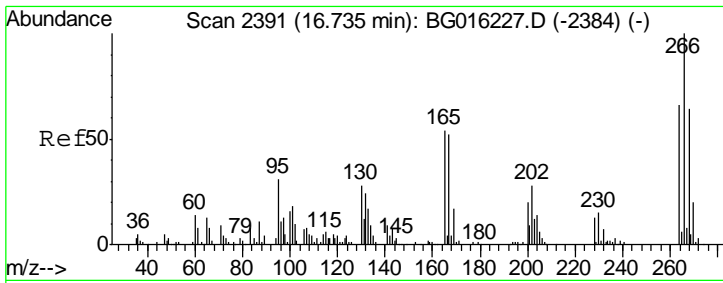
Tgt Ion	Resp	Lower	Upper
284	100		
142	48.5	44.2	66.2
249	30.2	24.8	37.2



#68
 Atrazine
 Concen: 24.15 ng
 RT: 16.55 min Scan# 2359
 Delta R.T. 0.00 min
 Lab File: BG016233.D
 Acq: 6 Apr 2015 20:50

Tgt Ion	Resp	Lower	Upper
200	100		
173	29.1	10.2	50.2
215	54.3	34.4	74.4

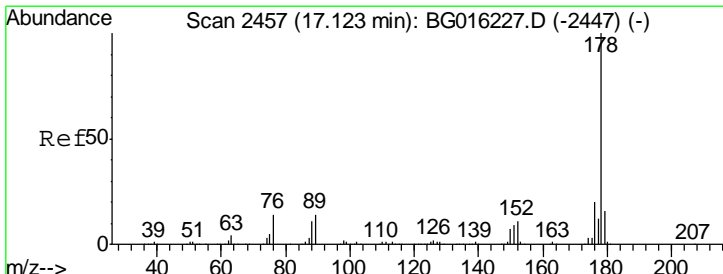
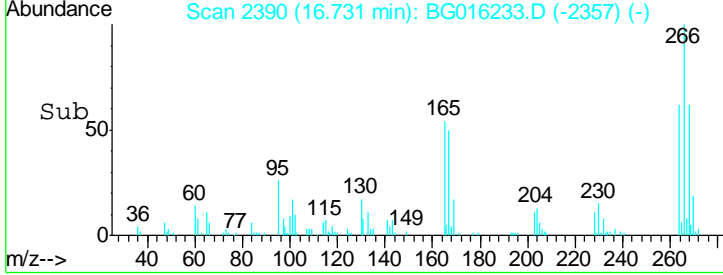
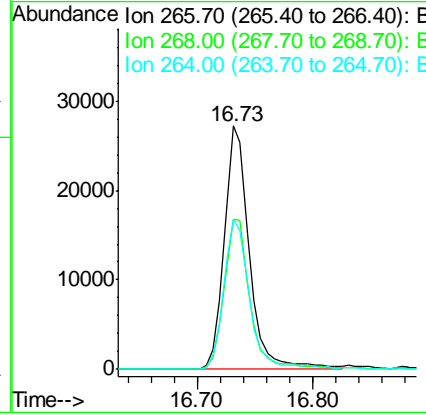
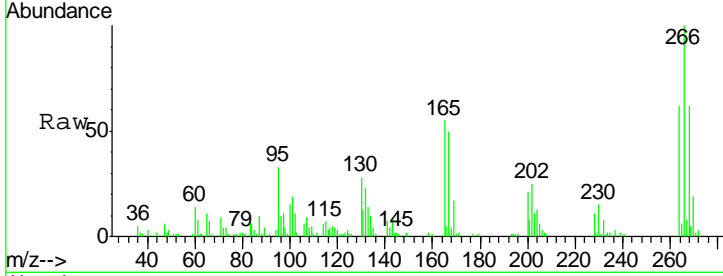




#69
 Pentachlorophenol
 Concen: 20.87 ng
 RT: 16.73 min Scan# 2390
 Delta R.T. -0.00 min
 Lab File: BG016233.D
 Acq: 6 Apr 2015 20:50

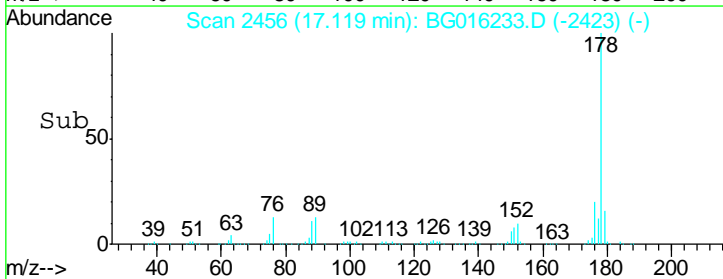
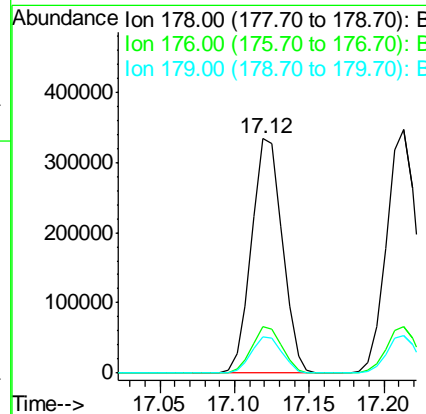

Instrument :
 BNA_G
 ClientSampled :
 LOQ-WATER2015-02

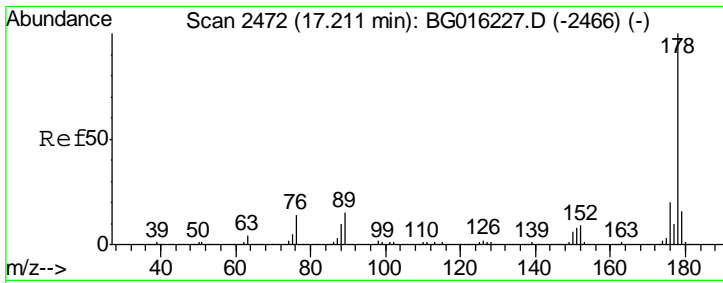
Tgt Ion	Resp	Lower	Upper
266	100		
268	61.8	50.9	76.3
264	61.7	52.8	79.2



#70
 Phenanthrene
 Concen: 21.85 ng
 RT: 17.12 min Scan# 2456
 Delta R.T. -0.00 min
 Lab File: BG016233.D
 Acq: 6 Apr 2015 20:50

Tgt Ion	Resp	Lower	Upper
178	100		
176	19.6	16.2	24.4
179	15.6	12.7	19.1



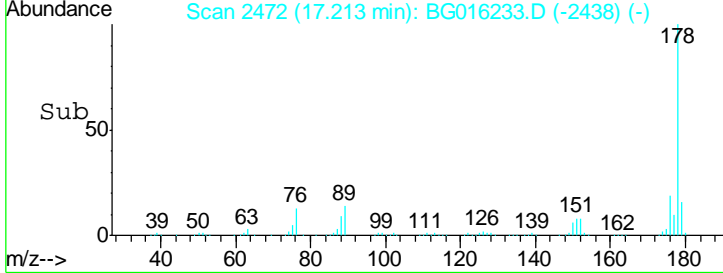
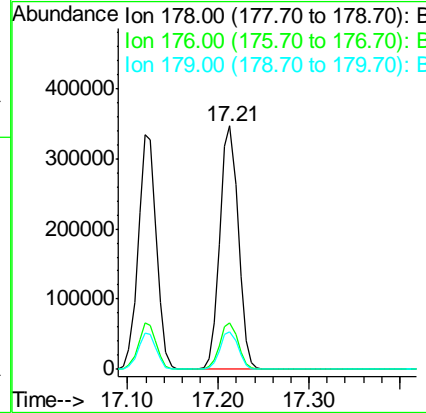
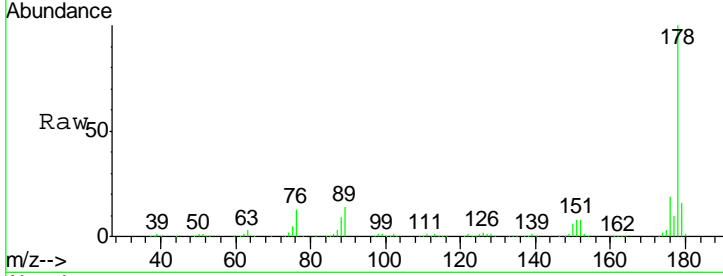


#71
 Anthracene
 Concen: 22.66 ng
 RT: 17.21 min Scan# 2472
 Delta R.T. 0.00 min
 Lab File: BG016233.D
 Acq: 6 Apr 2015 20:50

Instrument :
 BNA_G
 ClientSampleId :
 LOQ-WATER2015-02

Tgt Ion:178 Resp: 487916

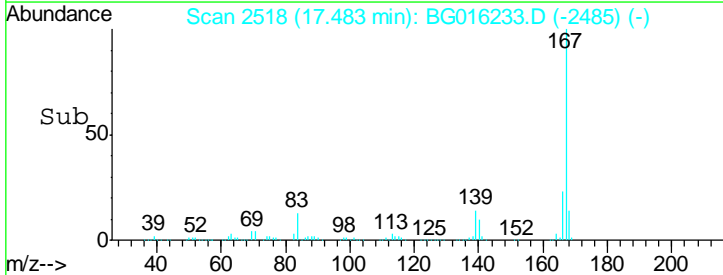
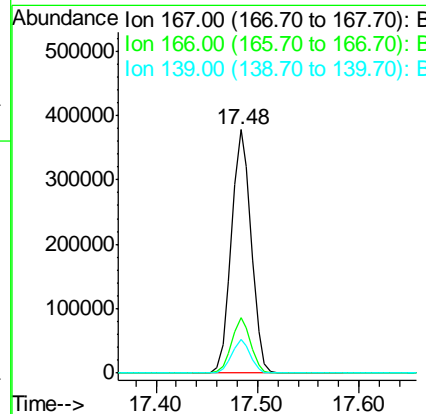
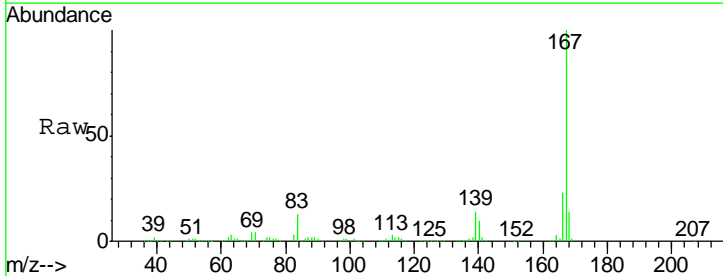
Ion	Ratio	Lower	Upper
178	100		
176	19.3	15.9	23.9
179	15.5	13.0	19.6

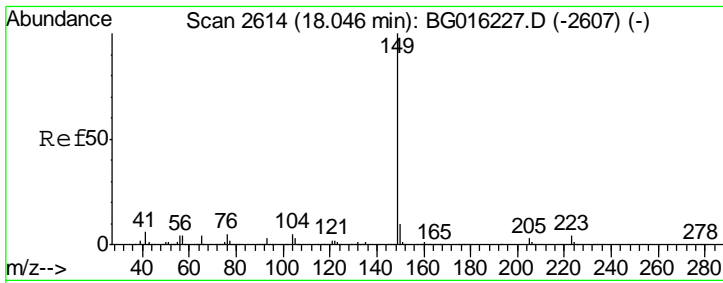


#72
 Carbazole
 Concen: 23.69 ng
 RT: 17.48 min Scan# 2518
 Delta R.T. -0.00 min
 Lab File: BG016233.D
 Acq: 6 Apr 2015 20:50

Tgt Ion:167 Resp: 511905

Ion	Ratio	Lower	Upper
167	100		
166	22.8	17.9	26.9
139	13.6	11.5	17.3

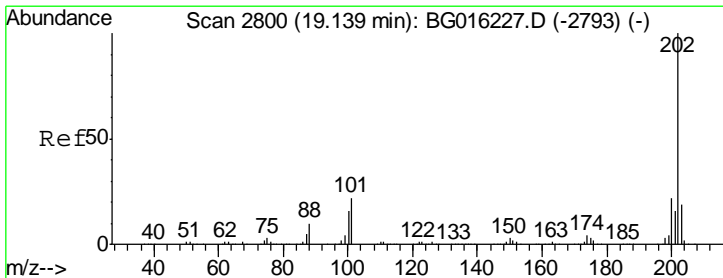
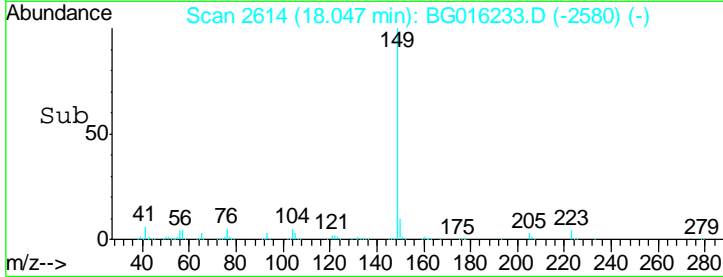
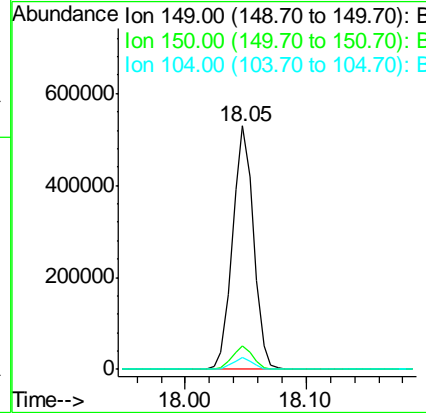
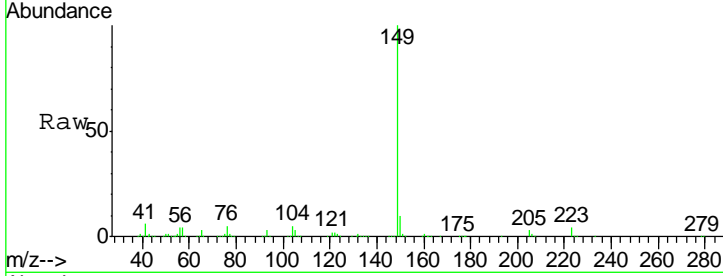




#73
 Di-n-butylphthalate
 Concen: 24.08 ng
 RT: 18.05 min Scan# 2614
 Delta R.T. 0.00 min
 Lab File: BG016233.D
 Acq: 6 Apr 2015 20:50

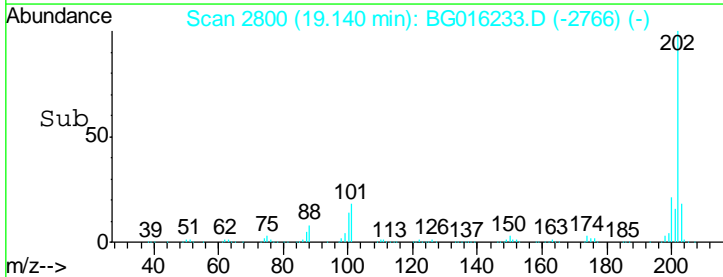
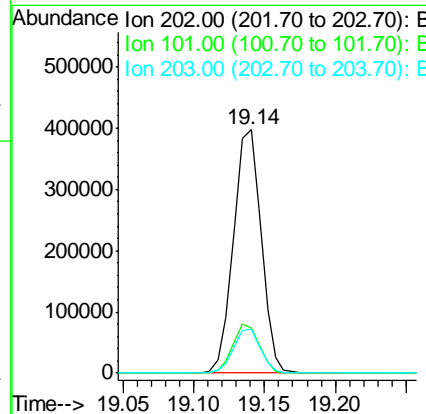
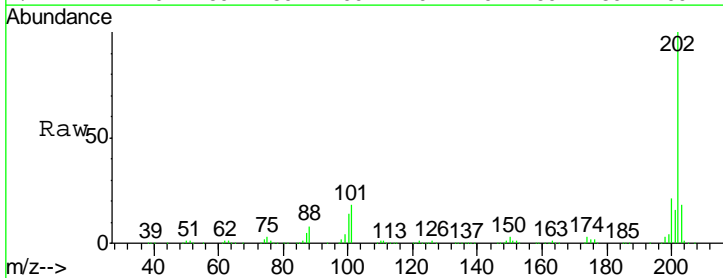
Instrument :
 BNA_G
 ClientSampled :
 LOQ-WATER2015-02

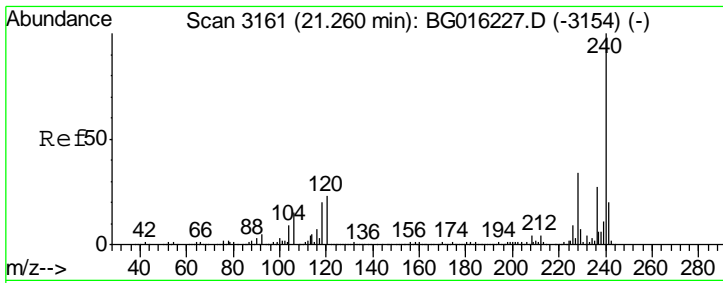
Tgt Ion	Resp	Lower	Upper
149	100		
150	9.5	8.2	12.4
104	4.7	4.0	6.0



#74
 Fluoranthene
 Concen: 24.29 ng
 RT: 19.14 min Scan# 2800
 Delta R.T. 0.00 min
 Lab File: BG016233.D
 Acq: 6 Apr 2015 20:50

Tgt Ion	Resp	Lower	Upper
202	100		
101	18.4	1.7	41.7
203	17.9	0.0	38.7

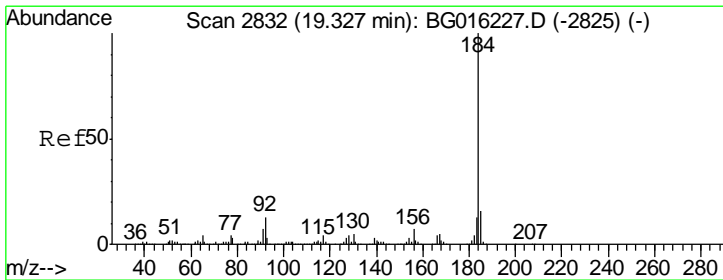
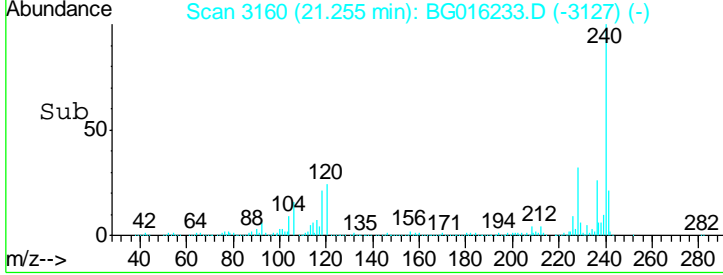
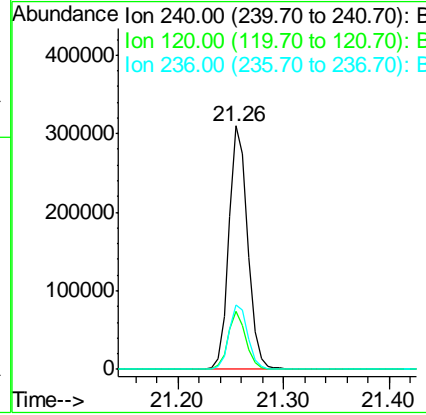
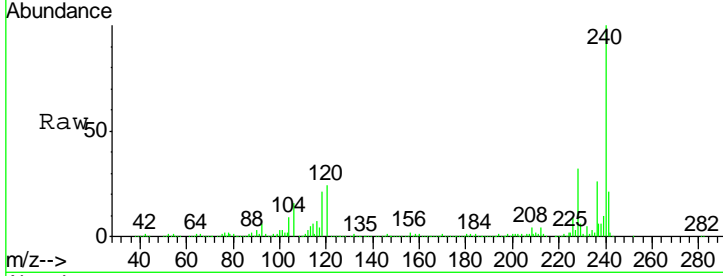




#75
 Chrysene-d12
 Concen: 20.00 ng
 RT: 21.26 min Scan# 3160
 Delta R.T. -0.00 min
 Lab File: BG016233.D
 Acq: 6 Apr 2015 20:50

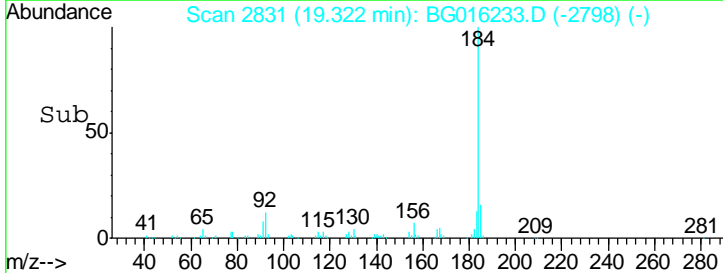
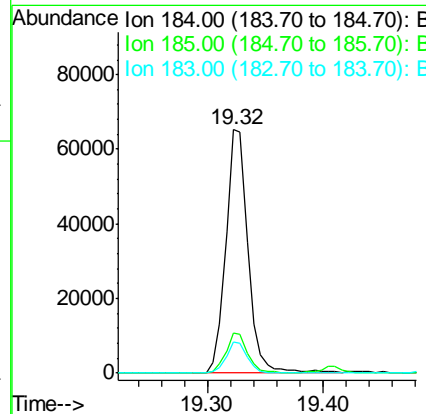
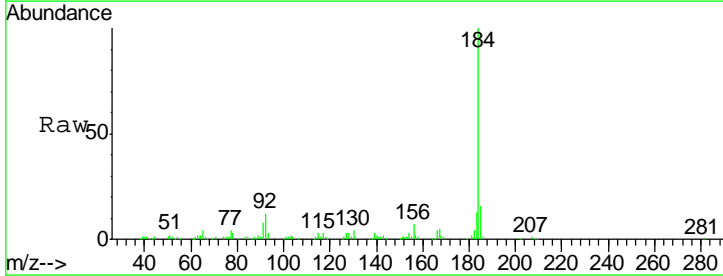
Instrument :
 BNA_G
 ClientSampleId :
 LOQ-WATER2015-02

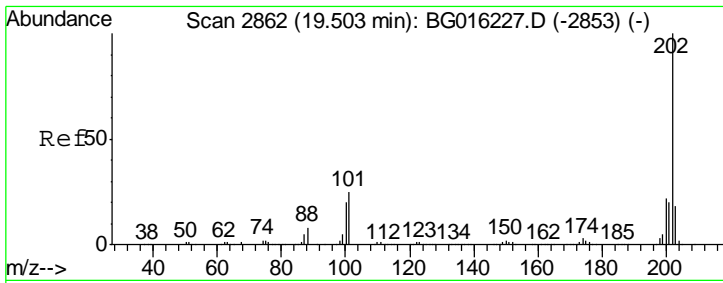
Tgt Ion	Resp	Lower	Upper
240	100		
120	24.0	18.6	28.0
236	26.4	21.7	32.5



#76
 Benzidine
 Concen: 5.39 ng
 RT: 19.32 min Scan# 2831
 Delta R.T. -0.00 min
 Lab File: BG016233.D
 Acq: 6 Apr 2015 20:50

Tgt Ion	Resp	Lower	Upper
184	100		
185	16.2	12.6	19.0
183	12.5	10.4	15.6

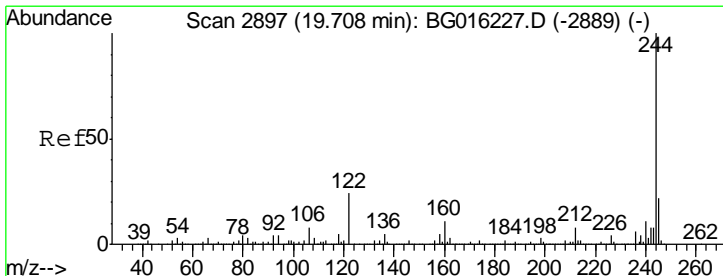
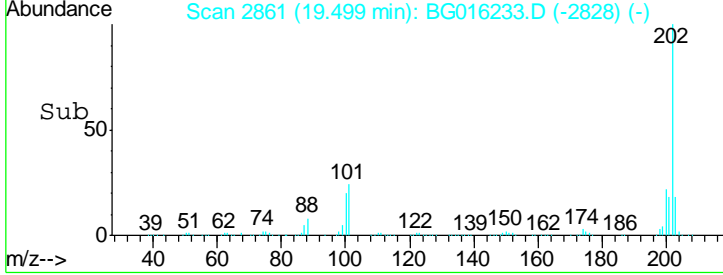
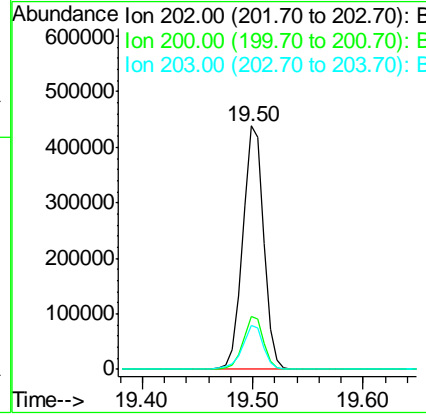
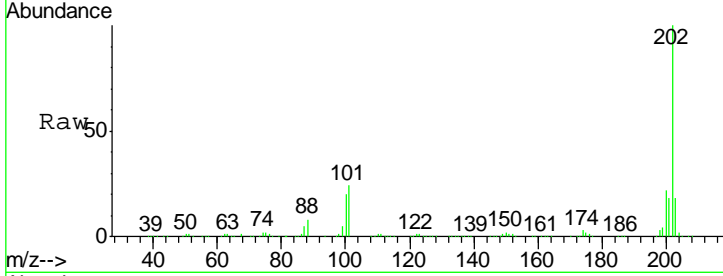




#77
 Pyrene
 Concen: 22.03 ng
 RT: 19.50 min Scan# 2861
 Delta R.T. -0.00 min
 Lab File: BG016233.D
 Acq: 6 Apr 2015 20:50


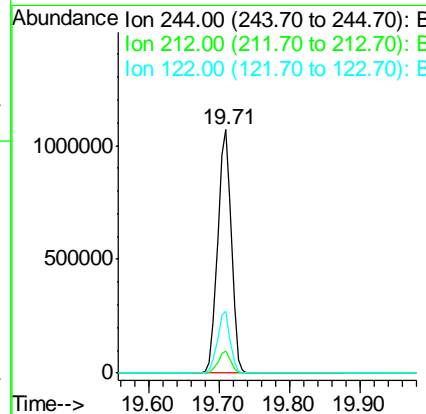
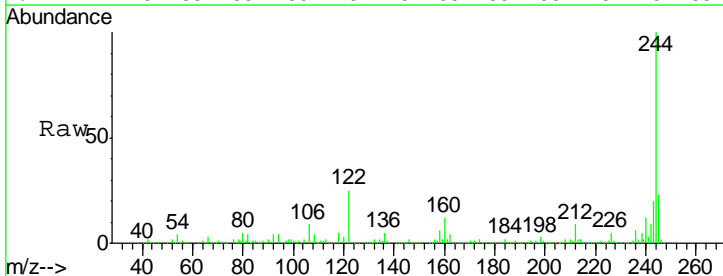
Instrument :
 BNA_G
 ClientSampleId :
 LOQ-WATER2015-02

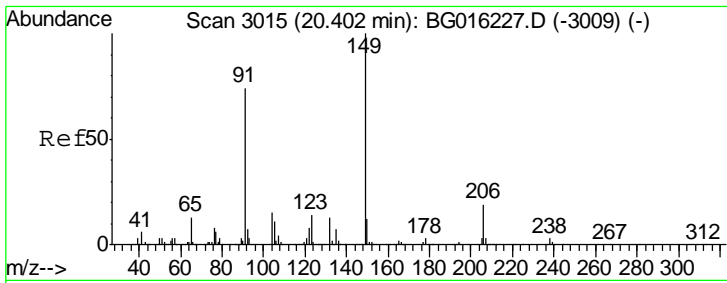
Tgt Ion	Resp	Lower	Upper
202	584127		
200	21.5	17.8	26.8
203	18.0	14.7	22.1



#78
 Terphenyl-d14
 Concen: 88.00 ng
 RT: 19.71 min Scan# 2897
 Delta R.T. 0.00 min
 Lab File: BG016233.D
 Acq: 6 Apr 2015 20:50

Tgt Ion	Resp	Lower	Upper
244	1431905		
212	9.1	6.6	9.8
122	25.4	19.1	28.7

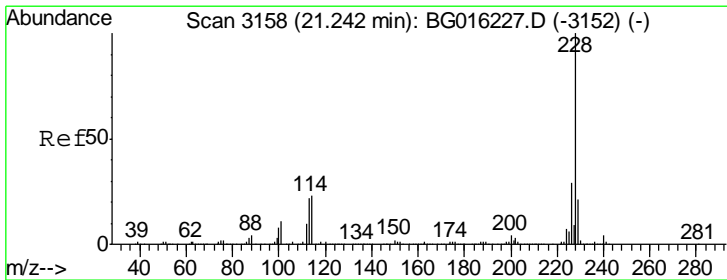
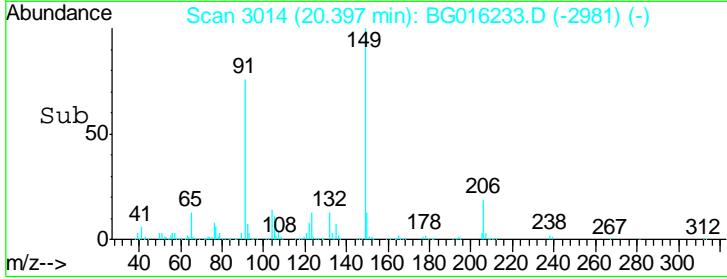
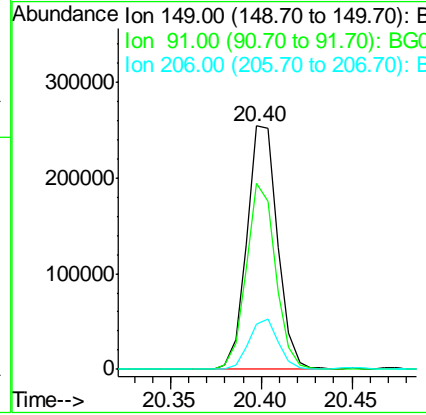
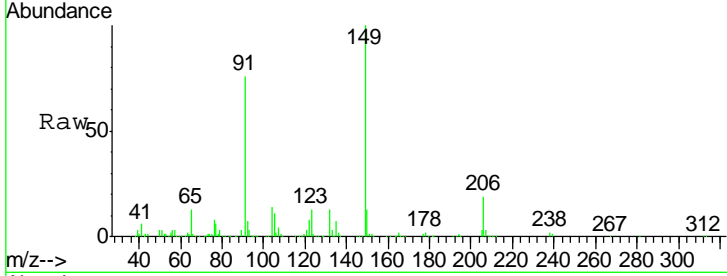




#79
 Butylbenzylphthalate
 Concen: 23.02 ng
 RT: 20.40 min Scan# 3014
 Delta R.T. -0.00 min
 Lab File: BG016233.D
 Acq: 6 Apr 2015 20:50

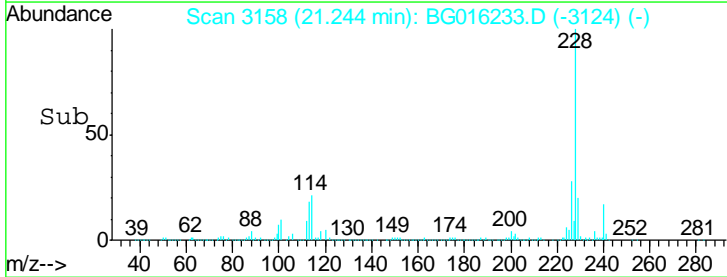
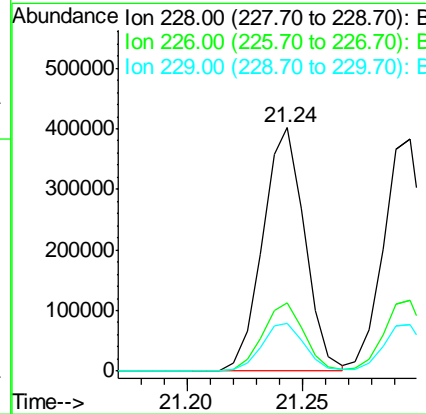
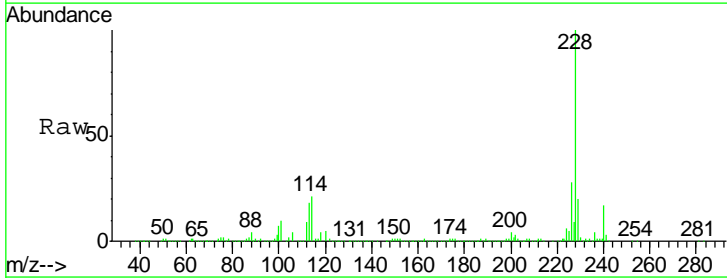
Instrument :
 BNA_G
 ClientSampled :
 LOQ-WATER2015-02

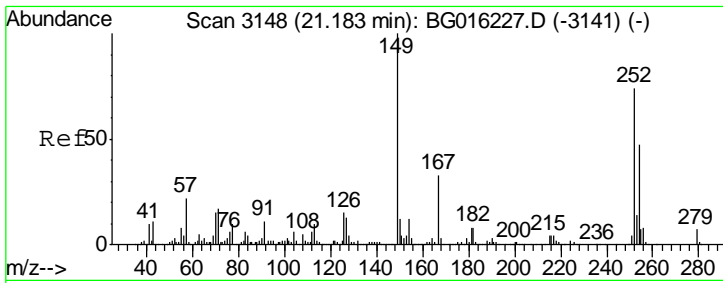
Tgt Ion	Resp	Lower	Upper
149	299944		
91	76.3	59.4	89.2
206	18.6	15.6	23.4



#80
 Benzo(a)anthracene
 Concen: 22.49 ng
 RT: 21.24 min Scan# 3158
 Delta R.T. 0.00 min
 Lab File: BG016233.D
 Acq: 6 Apr 2015 20:50

Tgt Ion	Resp	Lower	Upper
228	506176		
226	27.8	23.5	35.3
229	19.7	16.8	25.2

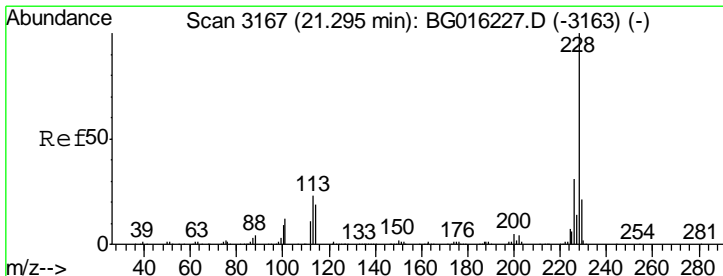
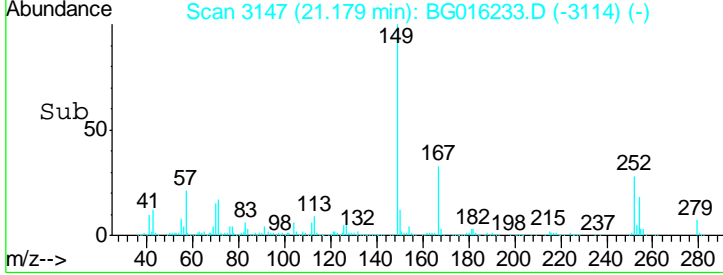
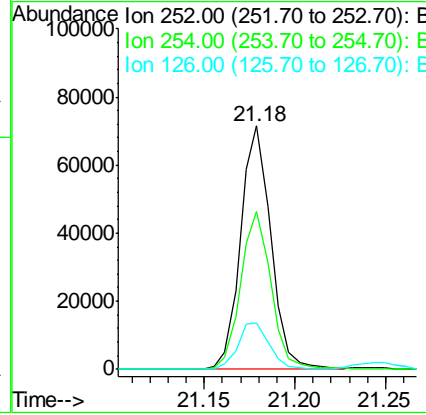
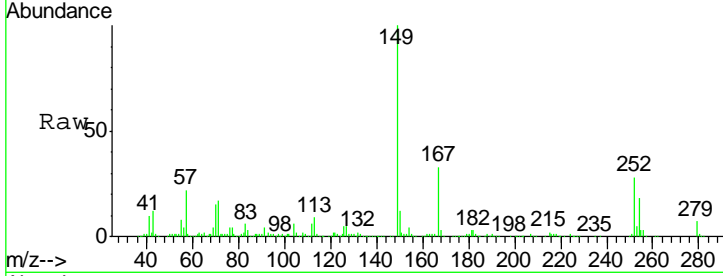




#81
 3,3'-Dichlorobenzidine
 Concen: 11.23 ng
 RT: 21.18 min Scan# 3147
 Delta R.T. -0.00 min
 Lab File: BG016233.D
 Acq: 6 Apr 2015 20:50

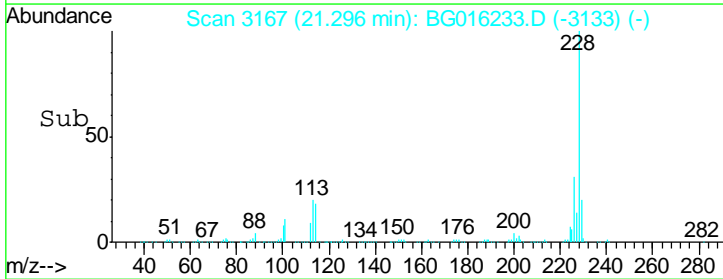
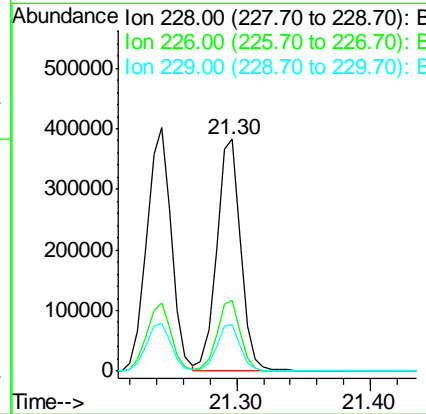
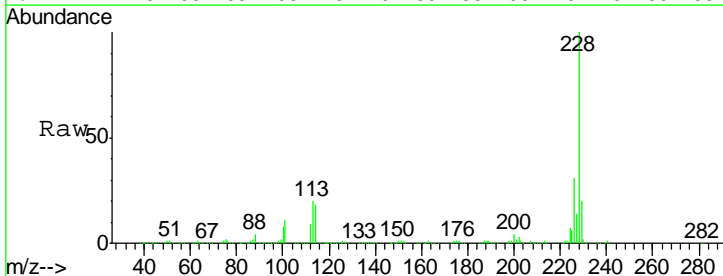
Instrument :
 BNA_G
 ClientSampleId :
 LOQ-WATER2015-02

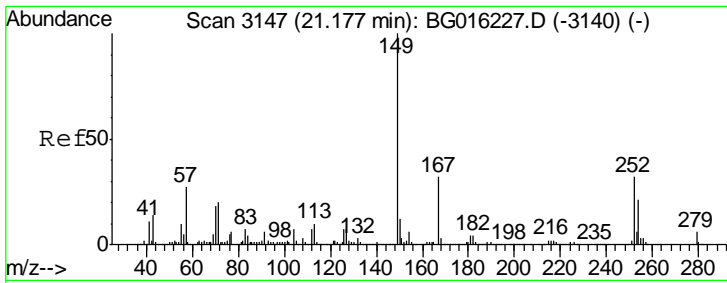
Tgt Ion	Resp	Lower	Upper
252	83145		
252	100		
254	64.7	50.8	76.2
126	19.2	16.0	24.0



#82
 Chrysene
 Concen: 22.13 ng
 RT: 21.30 min Scan# 3167
 Delta R.T. 0.00 min
 Lab File: BG016233.D
 Acq: 6 Apr 2015 20:50

Tgt Ion	Resp	Lower	Upper
228	480755		
228	100		
226	30.6	25.0	37.4
229	19.9	17.0	25.4

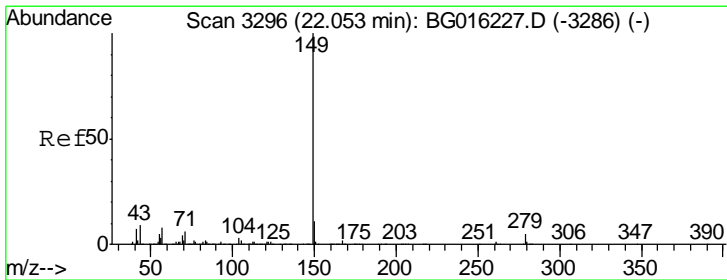
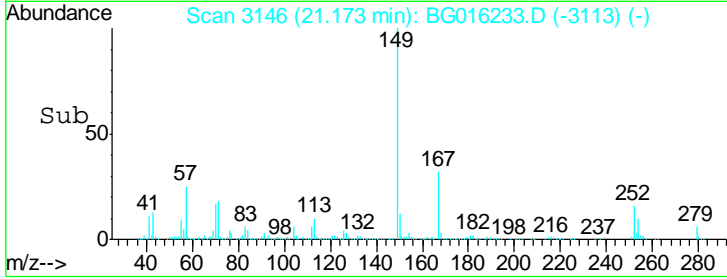
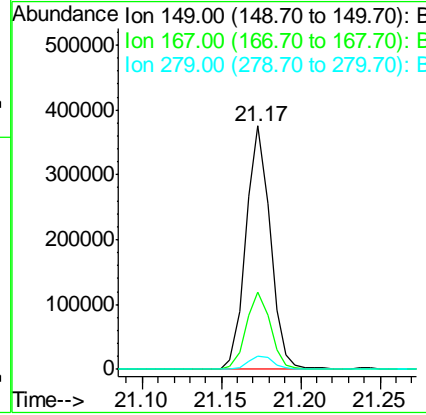
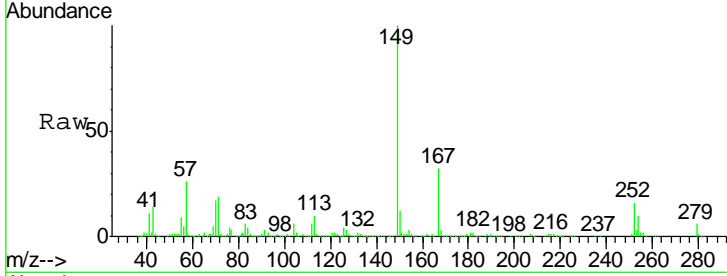




#83
 Bis(2-ethylhexyl)phthalate
 Concen: 22.65 ng
 RT: 21.17 min Scan# 3146
 Delta R.T. -0.00 min
 Lab File: BG016233.D
 Acq: 6 Apr 2015 20:50

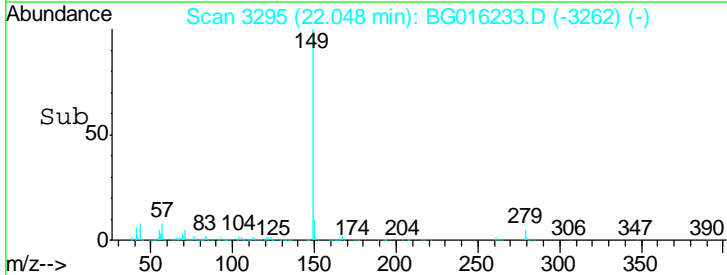
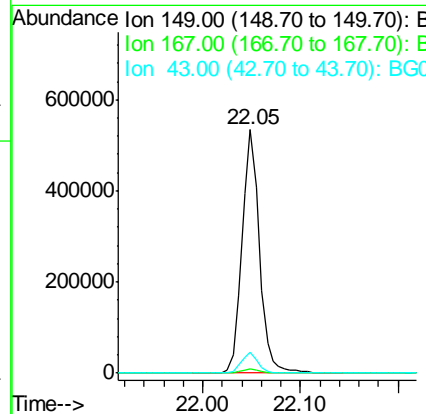
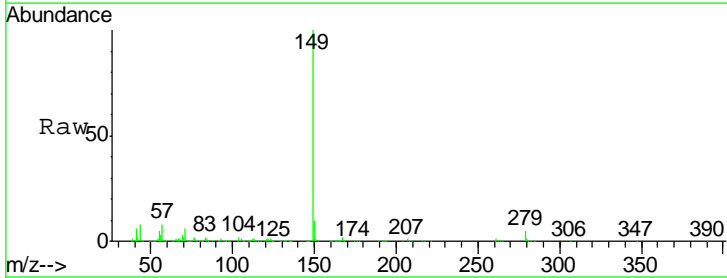
Instrument :
 BNA_G
 ClientSampleId :
 LOQ-WATER2015-02

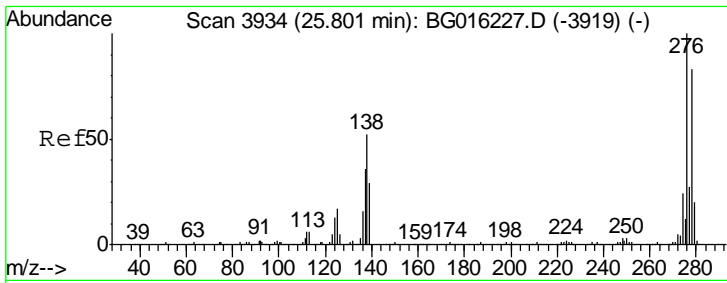
Tgt Ion	Resp	Lower	Upper
149	100		
167	31.8	25.8	38.6
279	5.7	4.7	7.1



#84
 Di-n-octyl phthalate
 Concen: 23.04 ng
 RT: 22.05 min Scan# 3295
 Delta R.T. -0.00 min
 Lab File: BG016233.D
 Acq: 6 Apr 2015 20:50

Tgt Ion	Resp	Lower	Upper
149	100		
167	1.7	1.3	1.9
43	8.4	7.0	10.4

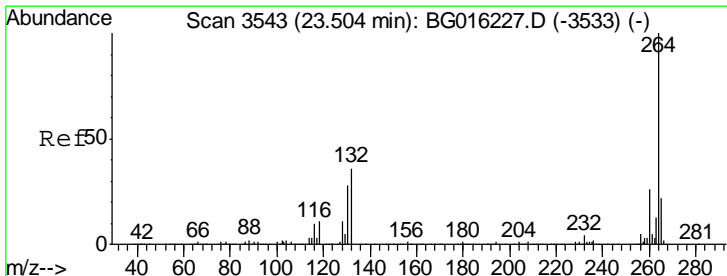
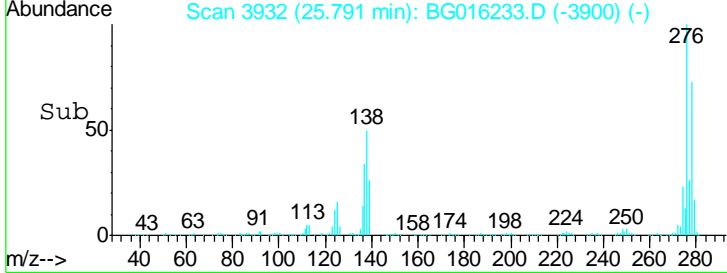
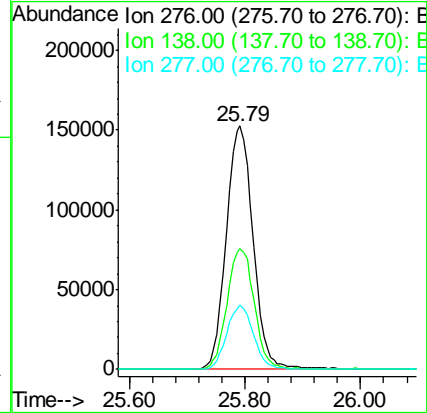
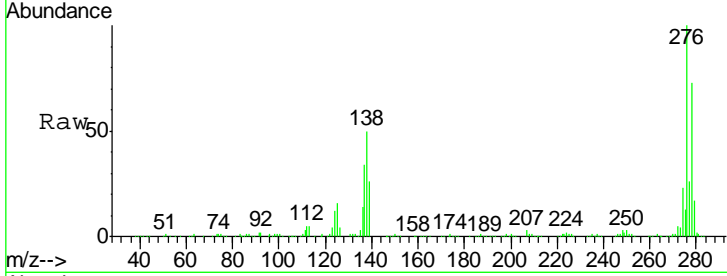




#85
 Indeno(1,2,3-cd)pyrene
 Concen: 21.80 ng
 RT: 25.79 min Scan# 3932
 Delta R.T. -0.01 min
 Lab File: BG016233.D
 Acq: 6 Apr 2015 20:50

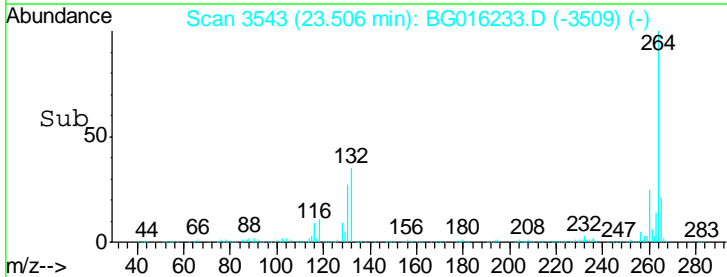
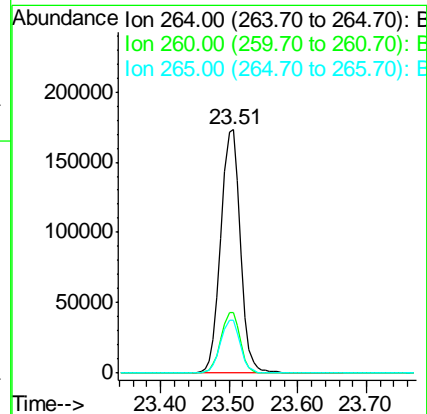
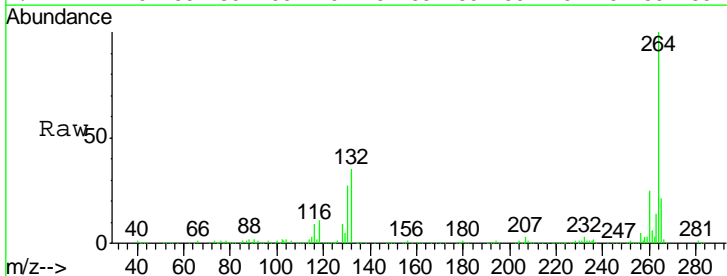
Instrument :
 BNA_G
 ClientSampled :
 LOQ-WATER2015-02

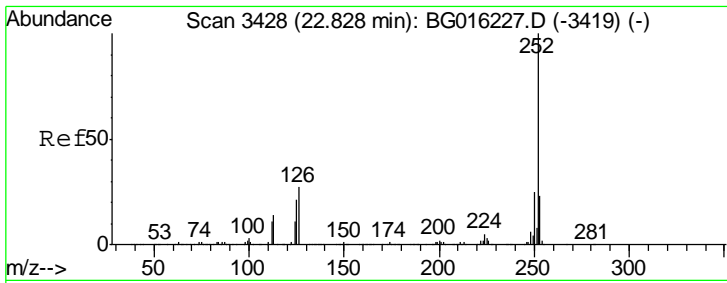
Tgt Ion	Resp	Lower	Upper
276	492161		
138	50.4	41.5	62.3
277	26.3	21.0	31.6



#86
 Perylene-d12
 Concen: 20.00 ng
 RT: 23.51 min Scan# 3543
 Delta R.T. 0.00 min
 Lab File: BG016233.D
 Acq: 6 Apr 2015 20:50

Tgt Ion	Resp	Lower	Upper
264	343375		
260	24.9	20.4	30.6
265	21.5	17.2	25.8

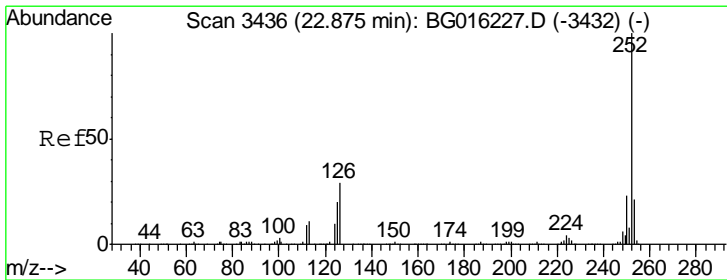
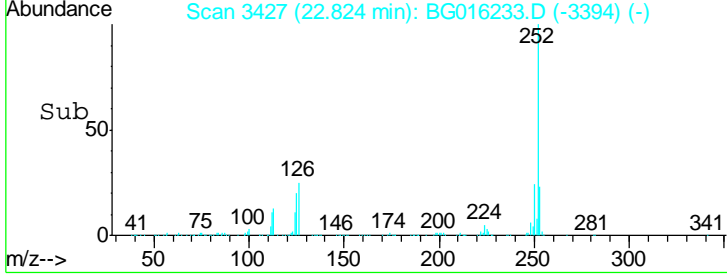
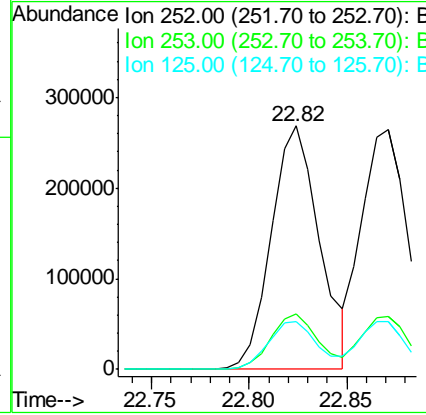
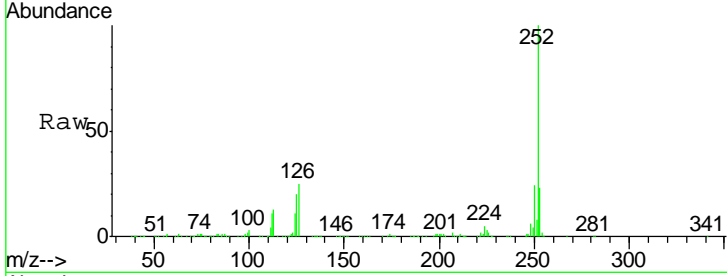




#87
 Benzo(b)fluoranthene
 Concen: 22.84 ng
 RT: 22.82 min Scan# 3427
 Delta R.T. -0.00 min
 Lab File: BG016233.D
 Acq: 6 Apr 2015 20:50

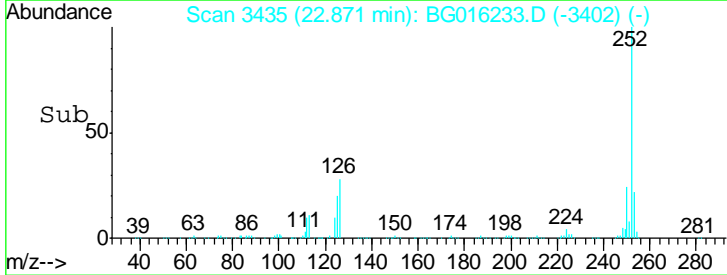
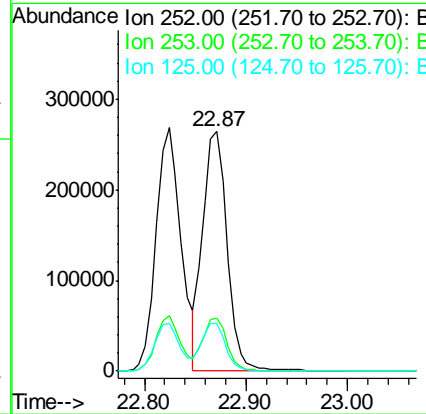
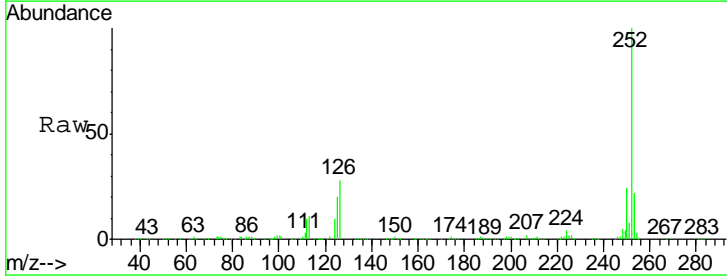
Instrument :
 BNA_G
 ClientSampled :
 LOQ-WATER2015-02

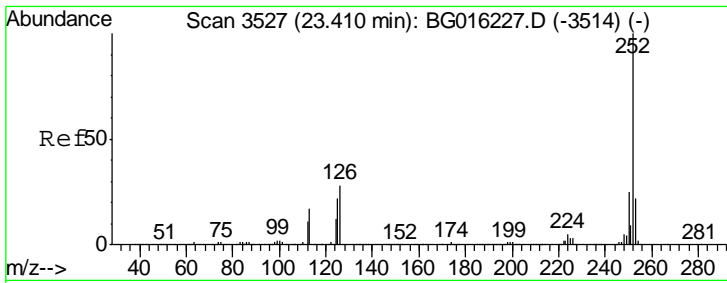
Tgt Ion	Resp	Lower	Upper
252	100		
253	22.9	18.5	27.7
125	19.8	17.0	25.6



#88
 Benzo(k)fluoranthene
 Concen: 22.40 ng
 RT: 22.87 min Scan# 3435
 Delta R.T. -0.00 min
 Lab File: BG016233.D
 Acq: 6 Apr 2015 20:50

Tgt Ion	Resp	Lower	Upper
252	100		
253	22.2	17.5	26.3
125	19.9	16.3	24.5

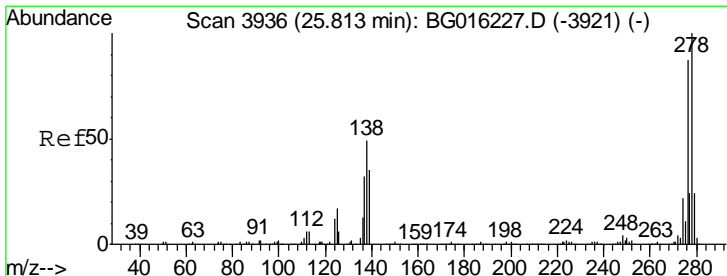
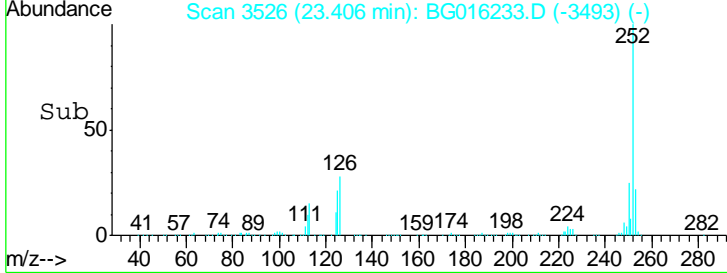
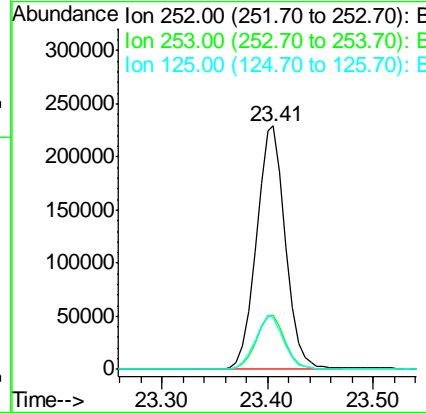
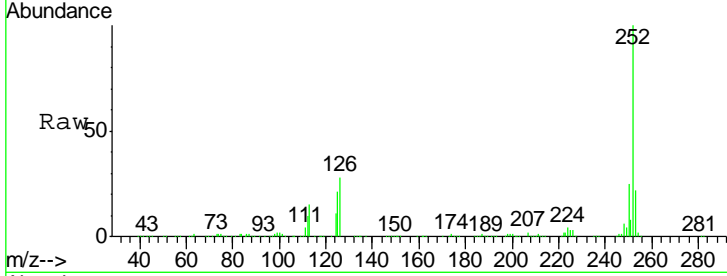




#89
 Benzo(a)pyrene
 Concen: 23.14 ng
 RT: 23.41 min Scan# 3526
 Delta R.T. -0.00 min
 Lab File: BG016233.D
 Acq: 6 Apr 2015 20:50

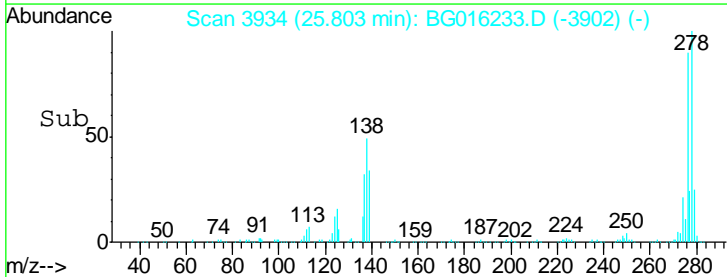
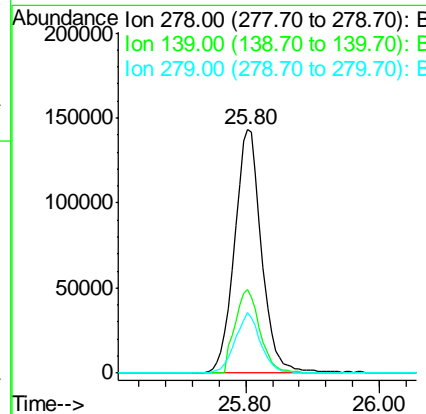
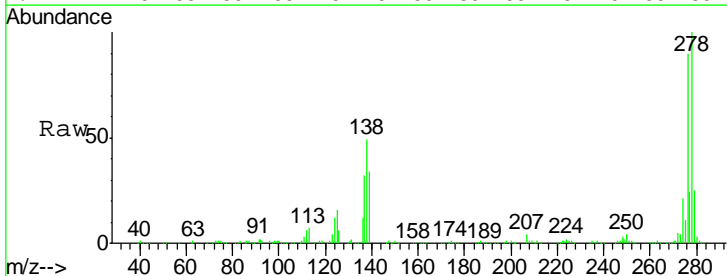
Instrument :
 BNA_G
 ClientSampleId :
 LOQ-WATER2015-02

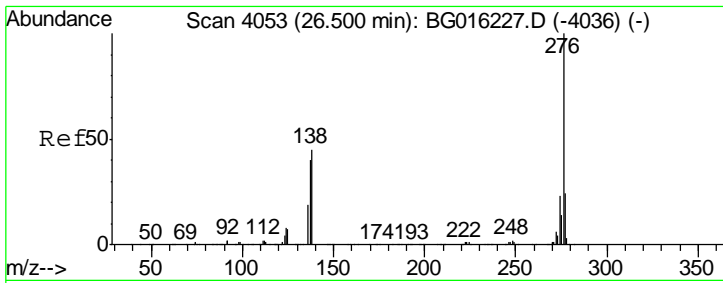
Tgt Ion	Resp	Lower	Upper
252	436169		
253	22.1	17.6	26.4
125	21.1	17.6	26.4



#90
 Dibenzo(a,h)anthracene
 Concen: 22.08 ng
 RT: 25.80 min Scan# 3934
 Delta R.T. -0.01 min
 Lab File: BG016233.D
 Acq: 6 Apr 2015 20:50

Tgt Ion	Resp	Lower	Upper
278	404977		
139	34.4	27.9	41.9
279	24.7	19.5	29.3





#91
 Benzo(g,h,i)perylene
 Concen: 22.40 ng
 RT: 26.50 min Scan# 4052
 Delta R.T. -0.00 min
 Lab File: BG016233.D
 Acq: 6 Apr 2015 20:50

Instrument :
 BNA_G
 ClientSampleId :
 LOQ-WATER2015-02

Tgt Ion: 276 Resp: 410424

Ion	Ratio	Lower	Upper
276	100		
277	23.3	19.5	29.3
138	40.0	35.7	53.5

