

Data Path : Z:\SVOASRV\HPCHEM1\BNA G\DATA\BG050819\
 Data File : BG040791.D
 Acq On : 8 May 2019 17:06
 Operator : HP/JU
 Sample : K2668-06
 Misc :
 ALS Vial : 4 Sample Multiplier: 1

Instrument :
 BNA_G
 ClientSampleId :

Quant Time: May 08 17:51:56 2019
 Quant Method : Z:\SVOASRV\HPCHEM1\BNA G\METHODS\8270-BG042319.M
 Quant Title : ASP BNA STANDARDS FOR 5 POINT CALIBRATION
 QLast Update : Wed May 08 17:46:31 2019
 Response via : Initial Calibration

Internal Standards	R.T.	QIon	Response	Conc	Units	Dev(Min)
1) 1,4-Dichlorobenzene-d4	8.14	152	42535	20.00	ng	0.00
21) Naphthalene-d8	10.96	136	168339	20.00	ng	0.00
39) Acenaphthene-d10	14.77	164	126156	20.00	ng	0.00
64) Phenanthrene-d10	17.51	188	371892	20.00	ng	0.00
76) Chrysene-d12	21.80	240	362873	20.00	ng	0.00
87) Perylene-d12	25.15	264	252047	20.00	ng	0.00

System Monitoring Compounds

5) 2-Fluorophenol	5.67	112	383591	158.97	ng	0.00
7) Phenol-d6	7.28	99	521057	140.25	ng	0.00
23) Nitrobenzene-d5	9.32	82	435342	119.49	ng	0.00
42) 2,4,6-Tribromophenol	16.26	330	310242	178.91	ng	0.00
45) 2-Fluorobiphenyl	13.40	172	950177	108.77	ng	0.00
79) Terphenyl-d14	20.11	244	1982086	121.01	ng	0.00

Target Compounds

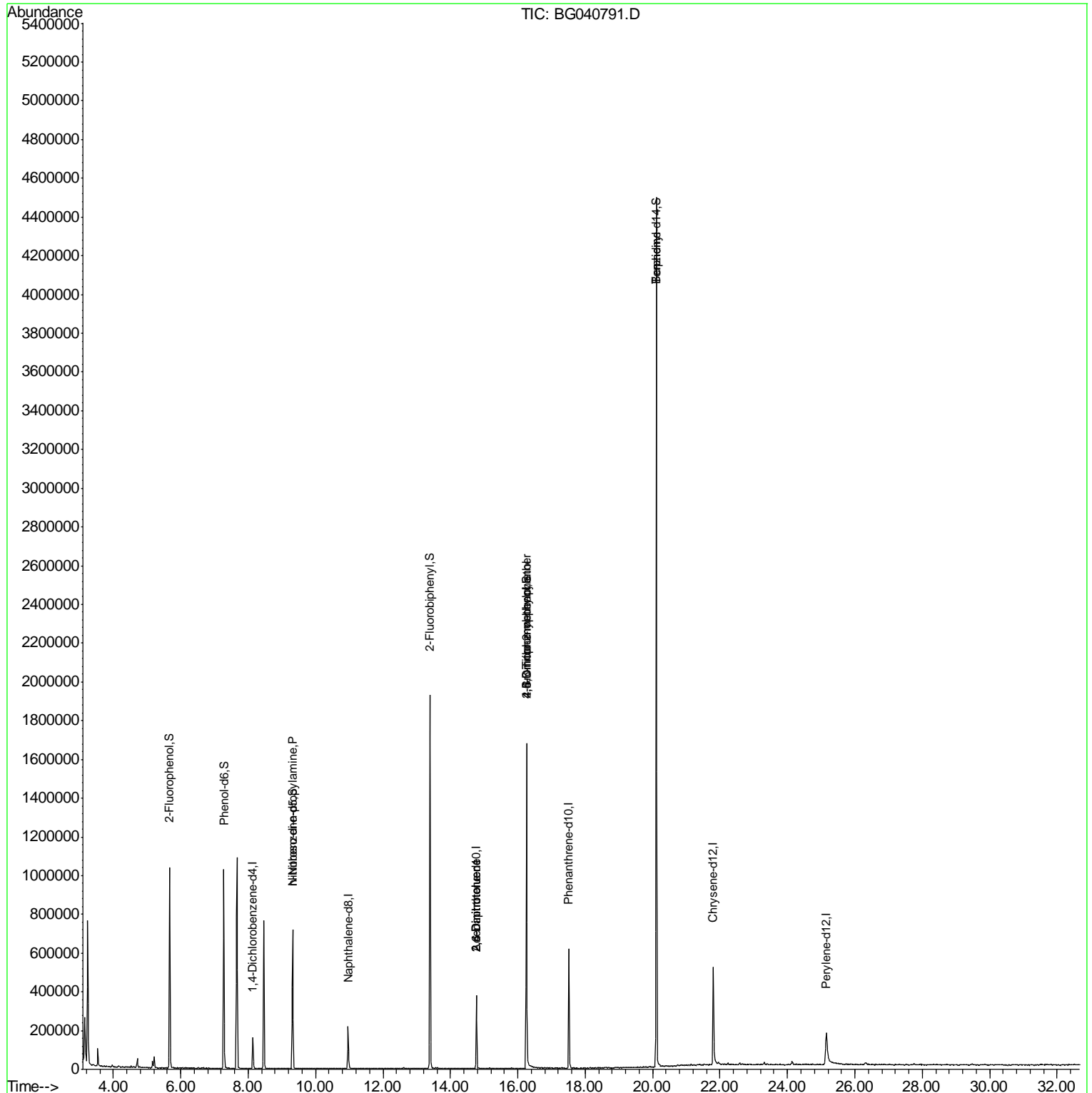
	R.T.	QIon	Response	Conc	Units	Qvalue
9) Benzaldehyde	7.28	77	1099	Below Cal		# 5
19) n-Nitroso-di-n-propylamine	9.32	70	61452	18.374	ng	# 80
51) 2,6-Dinitrotoluene	14.78	165	16428	7.975	ng	# 17
57) 2,4-Dinitrotoluene	14.78	165	16428	5.869	ng	# 20
65) 4,6-Dinitro-2-methylphenol	16.25	198	1350	7.729	ng	# 1
67) 4-Bromophenyl-phenylether	16.26	248	23519	5.076	ng	# 1
77) Benzidine	20.11	184	37616	3.786	ng	# 95

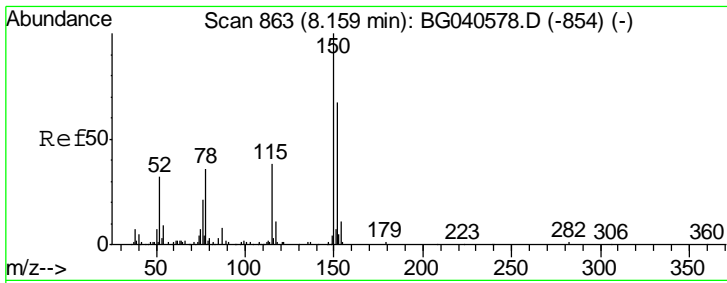
(#) = qualifier out of range (m) = manual integration (+) = signals summed

Data Path : Z:\SVOASRV\HPCHEM1\BNA G\DATA\BG050819\
Data File : BG040791.D
Acq On : 8 May 2019 17:06
Operator : HP/JU
Sample : K2668-06
Misc :
ALS Vial : 4 Sample Multiplier: 1

Instrument :
BNA_G
ClientSampled :

Quant Time: May 08 17:51:56 2019
Quant Method : Z:\SVOASRV\HPCHEM1\BNA G\METHODS\8270-BG042319.M
Quant Title : ASP BNA STANDARDS FOR 5 POINT CALIBRATION
QLast Update : Wed May 08 17:46:31 2019
Response via : Initial Calibration

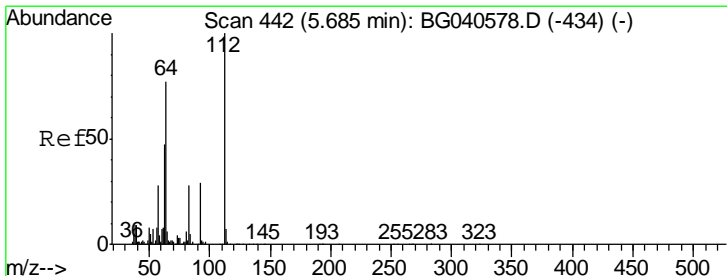
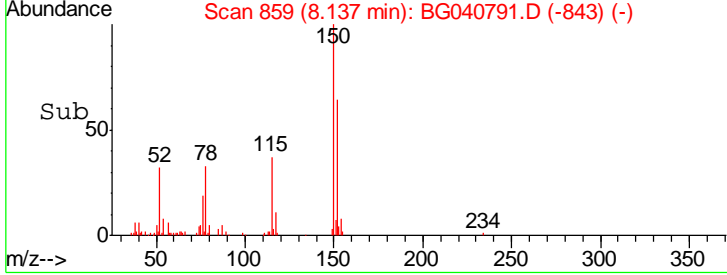
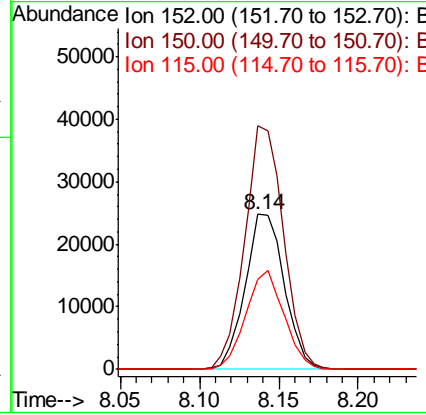
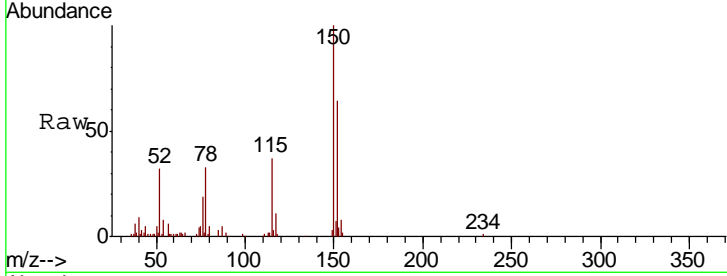




#1
 1,4-Dichlorobenzene-d4
 Concen: 20.000 ng
 RT: 8.14 min Scan# 859
 Delta R.T. -0.01 min
 Lab File: BG040791.D
 Acq: 8 May 2019 17:06

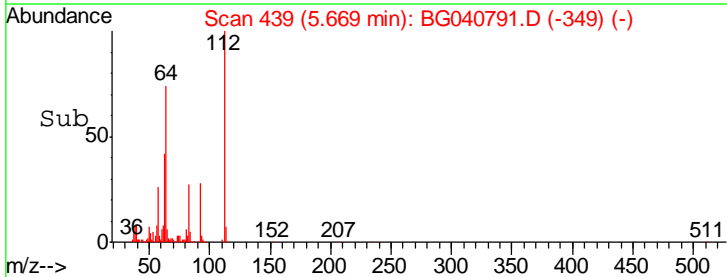
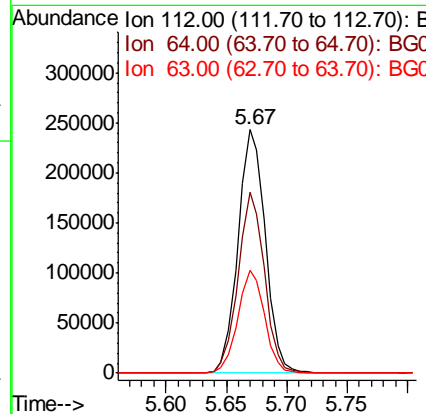
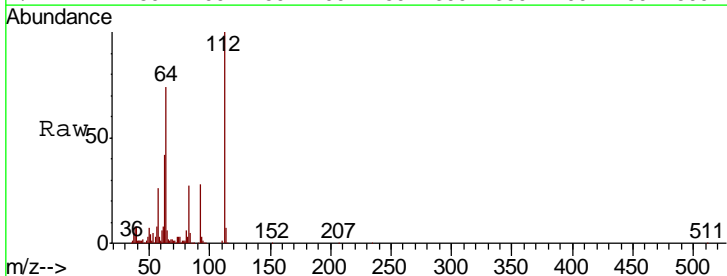
Instrument :
 BNA_G
 ClientSampleId :


Tgt Ion	Resp	Lower	Upper
152	42535		
150	156.8	124.4	186.6
115	57.8	50.6	76.0



#5
 2-Fluorophenol
 Concen: 158.970 ng
 RT: 5.67 min Scan# 439
 Delta R.T. -0.00 min
 Lab File: BG040791.D
 Acq: 8 May 2019 17:06

Tgt Ion	Resp	Lower	Upper
112	383591		
64	74.1	59.8	89.8
63	42.4	37.4	56.0

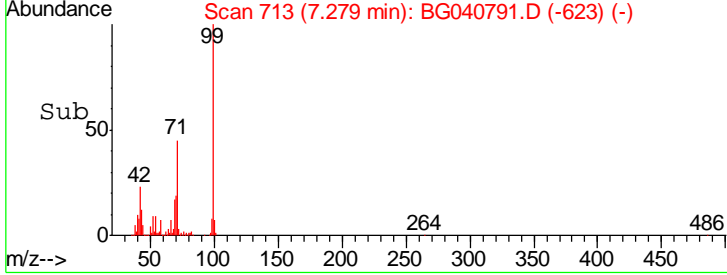
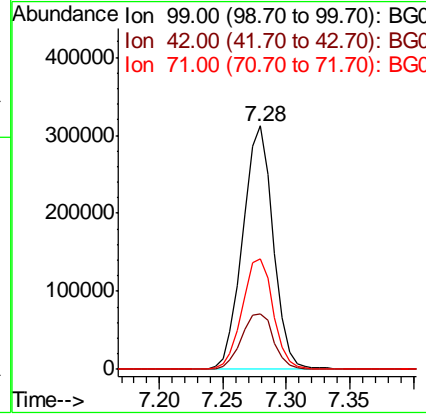
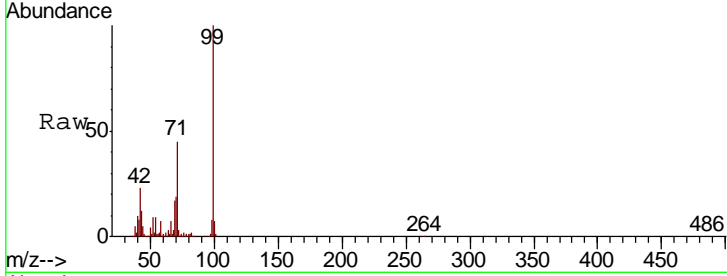




#7
 Phenol-d6
 Concen: 140.247 ng
 RT: 7.28 min Scan# 713
 Delta R.T. -0.00 min
 Lab File: BG040791.D
 Acq: 8 May 2019 17:06

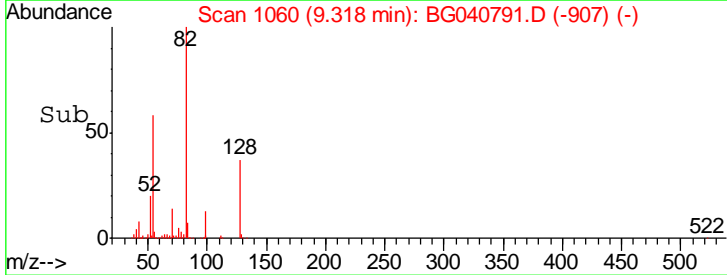
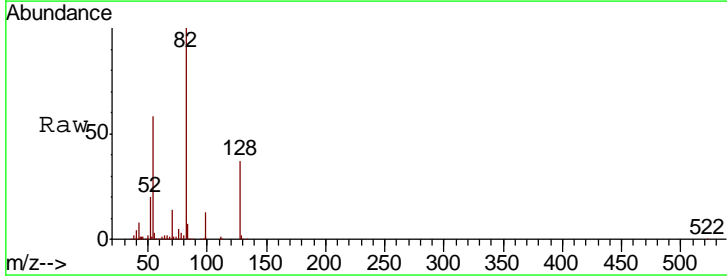
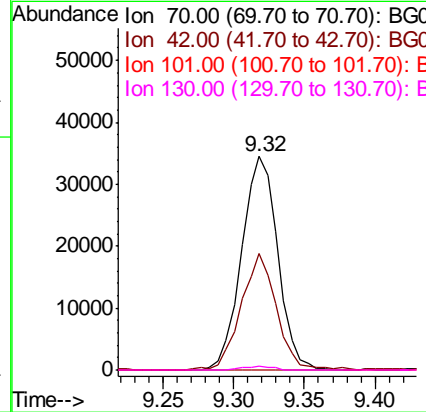
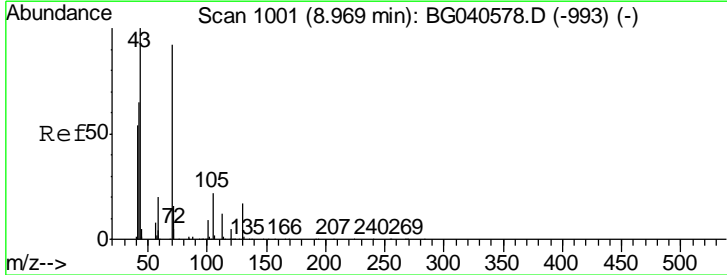
Instrument :
 BNA_G
 ClientSampled :

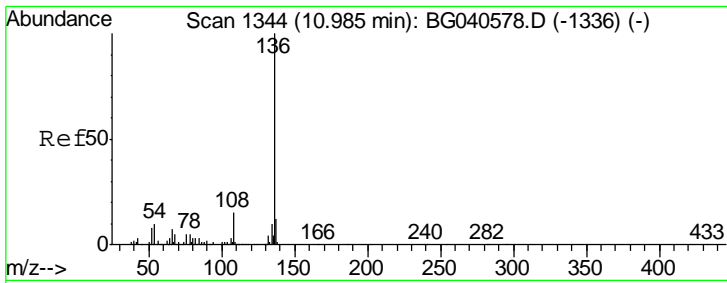
Tgt Ion	Resp	Lower	Upper
99	521057		
42	22.9	19.8	29.8
71	45.5	36.7	55.1



#19
 n-Nitroso-di-n-propylamine
 Concen: 18.374 ng
 RT: 9.32 min Scan# 1060
 Delta R.T. 0.37 min
 Lab File: BG040791.D
 Acq: 8 May 2019 17:06

Tgt Ion	Resp	Lower	Upper
70	61452		
42	54.6	52.4	78.6
101	0.0	8.0	12.0#
130	1.6	15.0	22.4#

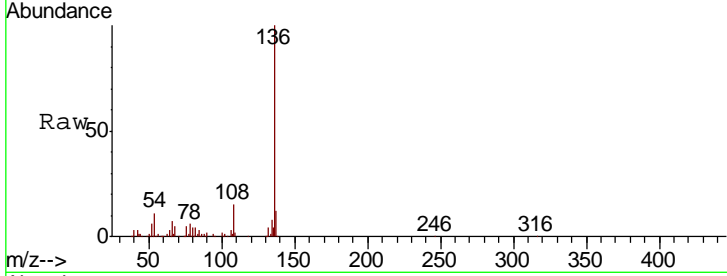




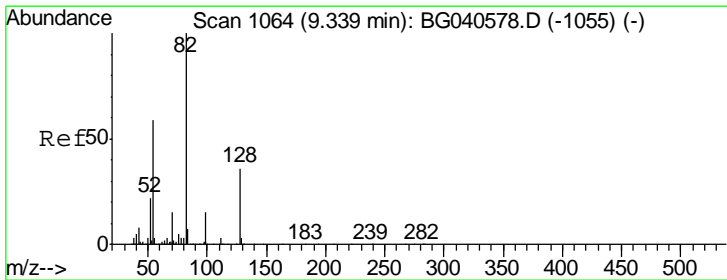
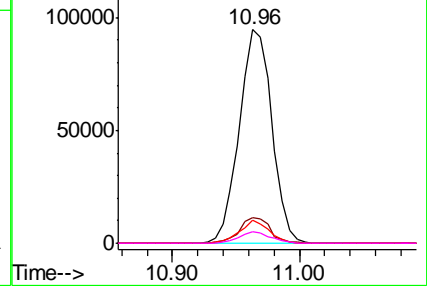
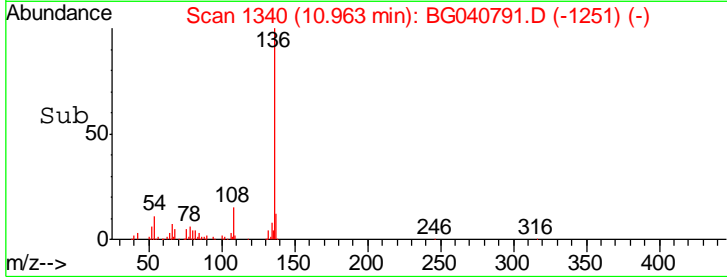
#21
 Naphthalene-d8
 Concen: 20.000 ng
 RT: 10.96 min Scan# 1340
 Delta R.T. -0.01 min
 Lab File: BG040791.D
 Acq: 8 May 2019 17:06

Instrument :
 BNA_G
 ClientSampled :

Tgt Ion	Resp	Lower	Upper
136	168339		
137	12.3	9.4	14.0
54	10.6	7.8	11.8
68	5.5	4.5	6.7

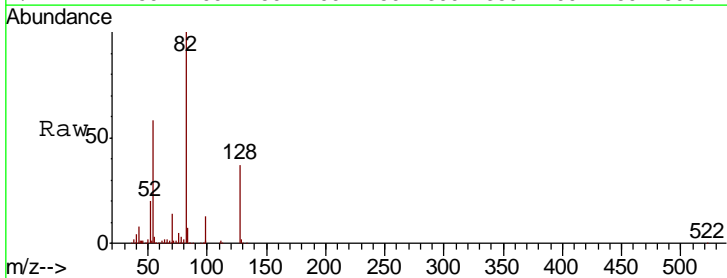


Abundance
 Ion 136.00 (135.70 to 136.70): BGC
 Ion 137.00 (136.70 to 137.70): BGC
 Ion 54.00 (53.70 to 54.70): BGC
 Ion 68.00 (67.70 to 68.70): BGC

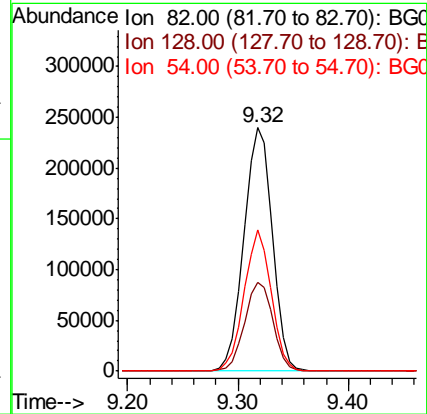
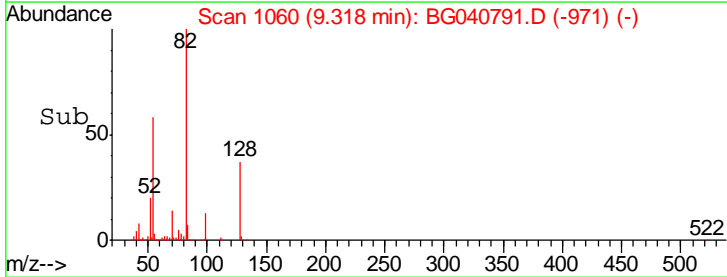


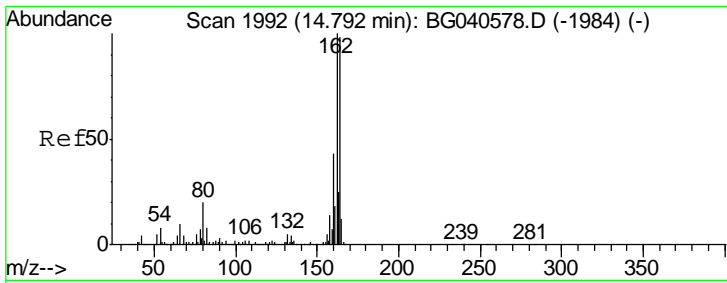
#23
 Nitrobenzene-d5
 Concen: 119.494 ng
 RT: 9.32 min Scan# 1060
 Delta R.T. -0.01 min
 Lab File: BG040791.D
 Acq: 8 May 2019 17:06

Tgt Ion	Resp	Lower	Upper
82	435342		
128	36.7	30.7	46.1
54	58.1	45.0	67.4



Abundance
 Ion 82.00 (81.70 to 82.70): BGC
 Ion 128.00 (127.70 to 128.70): BGC
 Ion 54.00 (53.70 to 54.70): BGC

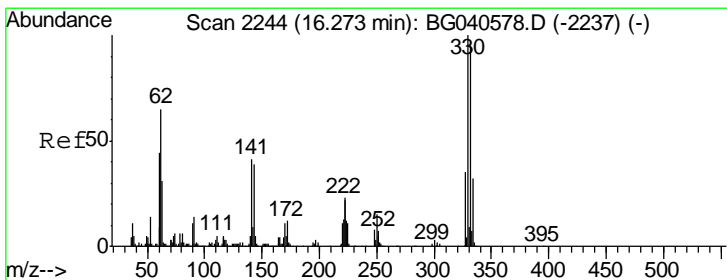
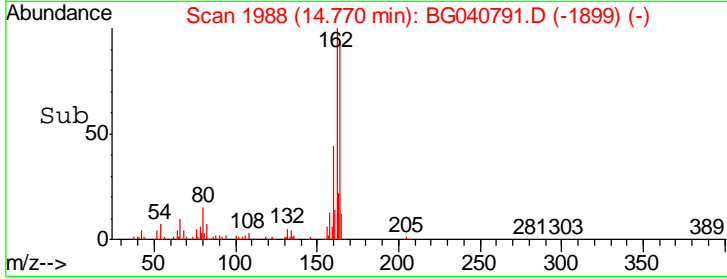
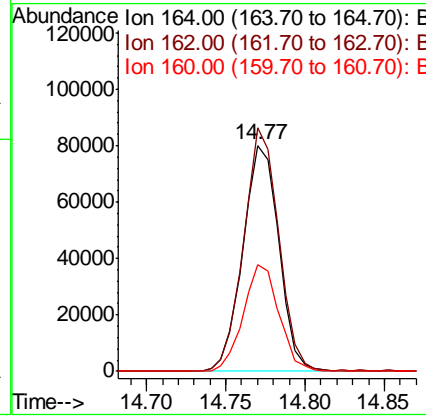
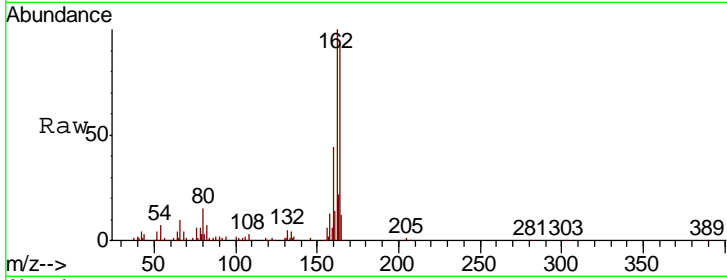




#39
 Acenaphthene-d10
 Concen: 20.000 ng
 RT: 14.77 min Scan# 1988
 Delta R.T. -0.01 min
 Lab File: BG040791.D
 Acq: 8 May 2019 17:06

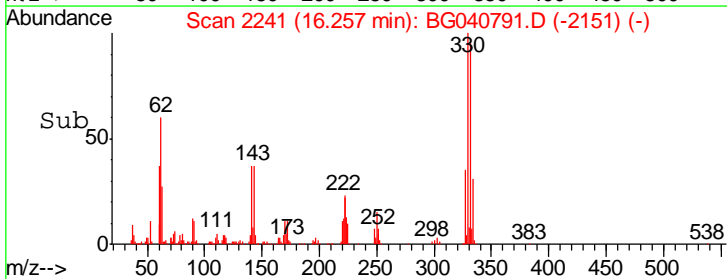
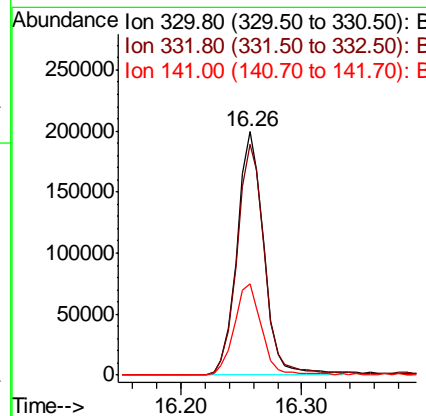
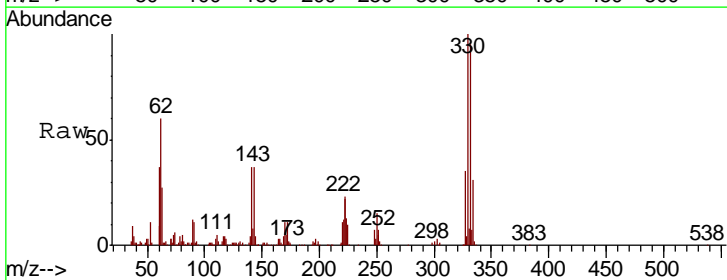
Instrument :
 BNA_G
 ClientSampled :

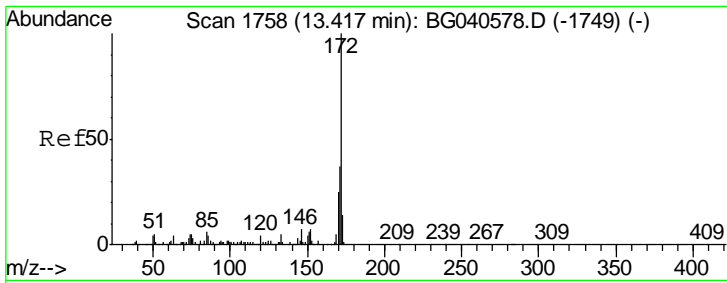
Tgt Ion	Resp	Lower	Upper
164	126156		
162	107.6	82.6	124.0
160	47.1	35.8	53.8



#42
 2,4,6-Tribromophenol
 Concen: 178.913 ng
 RT: 16.26 min Scan# 2241
 Delta R.T. -0.00 min
 Lab File: BG040791.D
 Acq: 8 May 2019 17:06

Tgt Ion	Resp	Lower	Upper
330	310242		
332	96.4	76.5	114.7
141	38.3	28.8	43.2

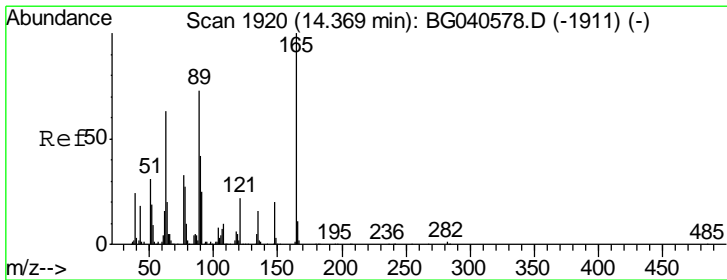
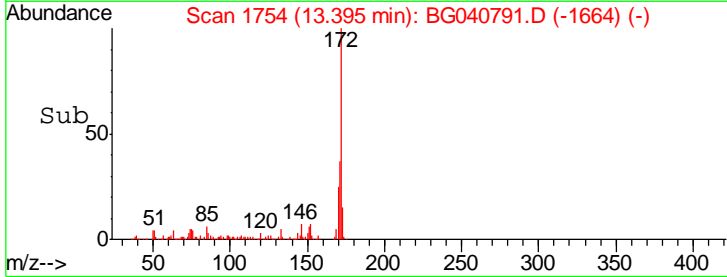
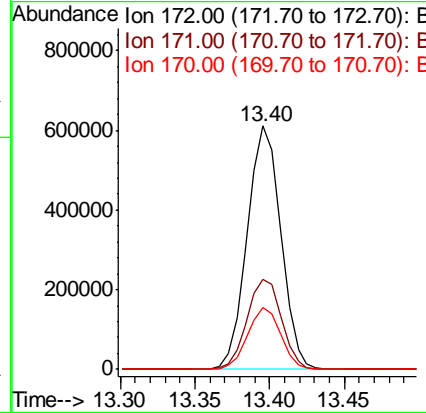
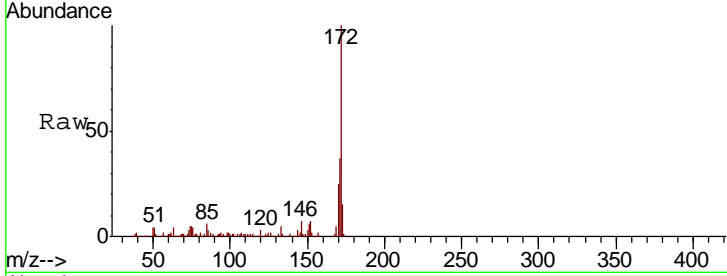




#45
 2-Fluorobiphenyl
 Concen: 108.774 ng
 RT: 13.40 min Scan# 1754
 Delta R.T. -0.00 min
 Lab File: BG040791.D
 Acq: 8 May 2019 17:06

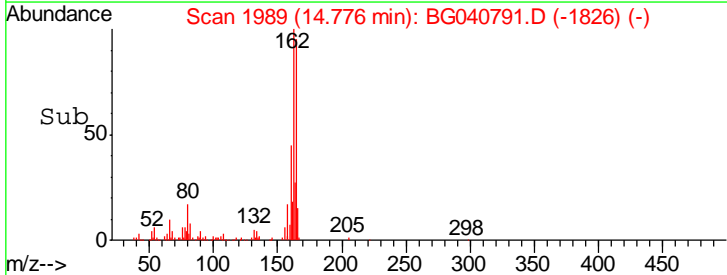
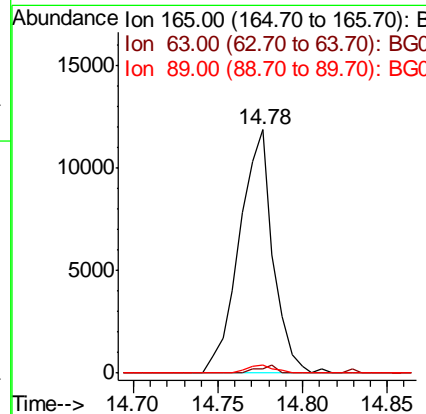
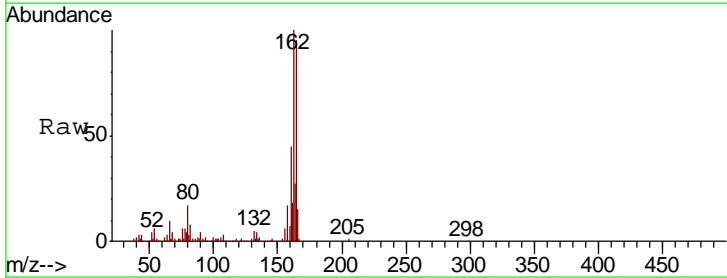
Instrument :
 BNA_G
 ClientSampled :

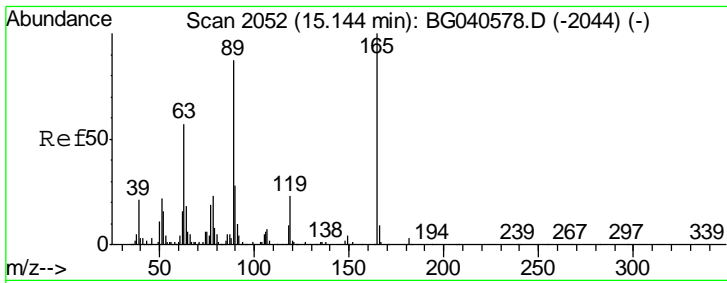
Tgt Ion	Resp	Lower	Upper
172	100		
171	37.0	30.4	45.6
170	25.3	20.1	30.1



#51
 2,6-Dinitrotoluene
 Concen: 7.975 ng
 RT: 14.78 min Scan# 1989
 Delta R.T. 0.43 min
 Lab File: BG040791.D
 Acq: 8 May 2019 17:06

Tgt Ion	Resp	Lower	Upper
165	100		
63	1.6	58.2	87.4#
89	3.5	54.6	82.0#

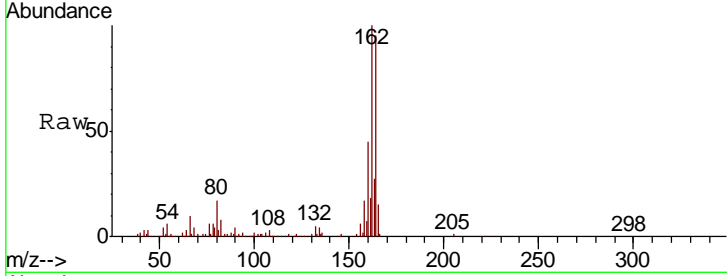




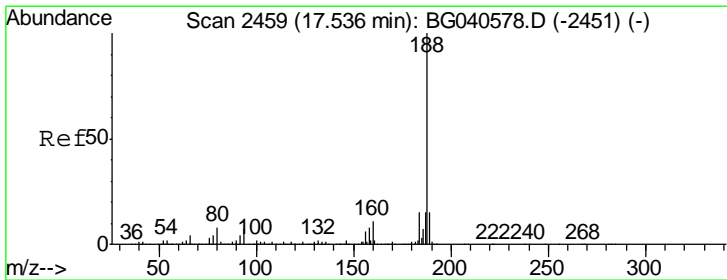
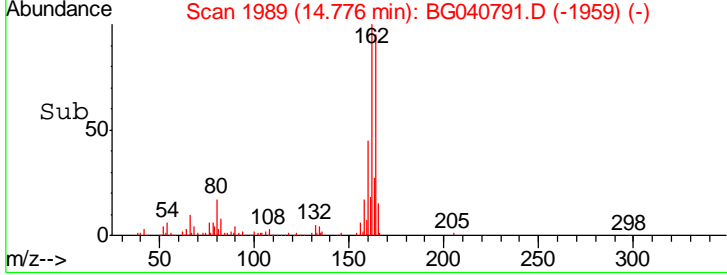
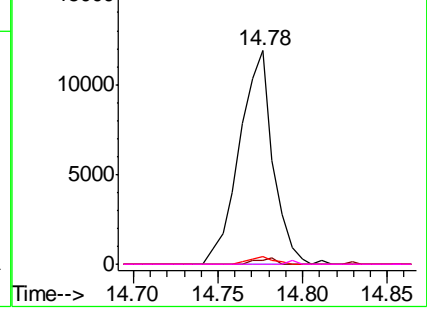
#57
 2,4-Dinitrotoluene
 Concen: 5.869 ng
 RT: 14.78 min Scan# 1989
 Delta R.T. -0.35 min
 Lab File: BG040791.D
 Acq: 8 May 2019 17:06

Instrument :
 BNA_G
 ClientSampled :

Tgt Ion	Resp	Lower	Upper
165	16428		
63	1.6	43.2	64.8#
89	3.5	64.1	96.1#
182	0.0	2.2	3.4#

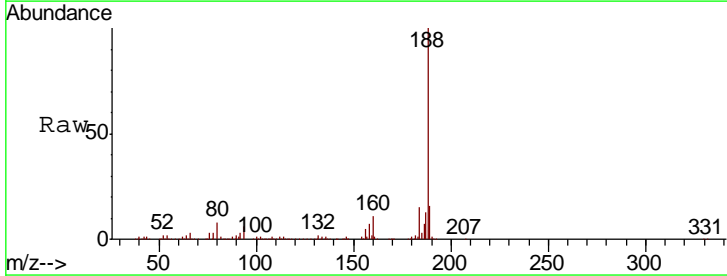


Abundance Ion 165.00 (164.70 to 165.70): E
 Ion 63.00 (62.70 to 63.70): BGC
 Ion 89.00 (88.70 to 89.70): BGC
 Ion 182.00 (181.70 to 182.70): E

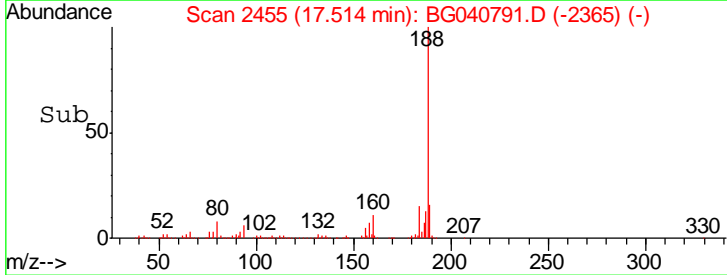
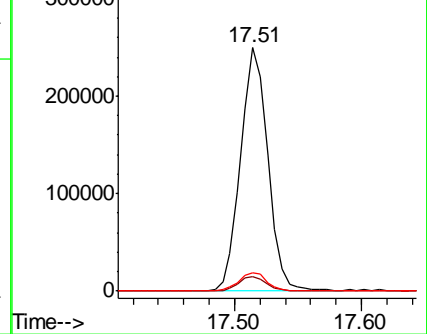


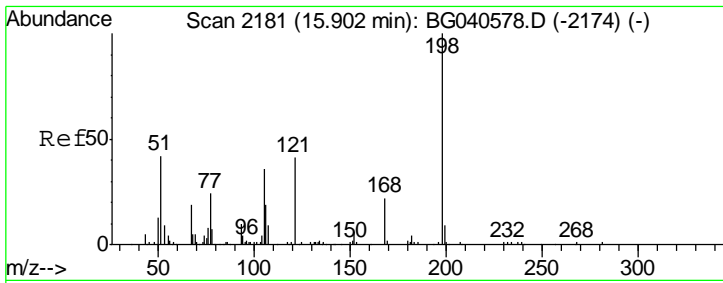
#64
 Phenanthrene-d10
 Concen: 20.000 ng
 RT: 17.51 min Scan# 2455
 Delta R.T. -0.00 min
 Lab File: BG040791.D
 Acq: 8 May 2019 17:06

Tgt Ion	Resp	Lower	Upper
188	371892		
94	6.2	5.0	7.6
80	7.7	6.5	9.7



Abundance Ion 188.00 (187.70 to 188.70): E
 Ion 94.00 (93.70 to 94.70): BGC
 Ion 80.00 (79.70 to 80.70): BGC

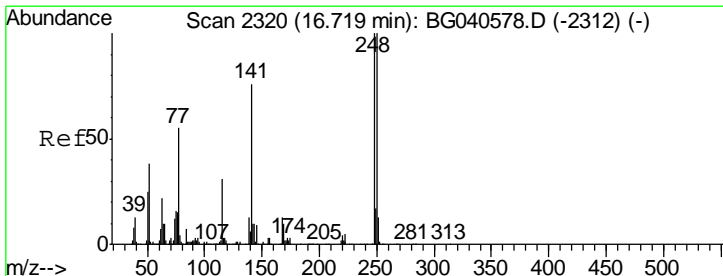
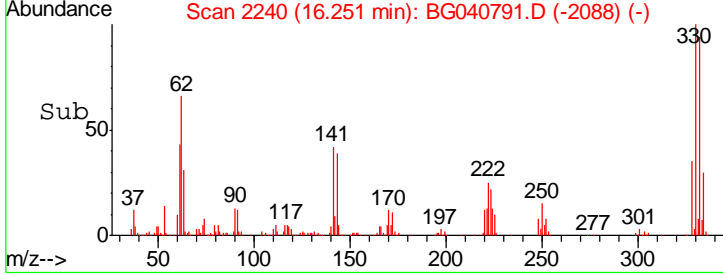
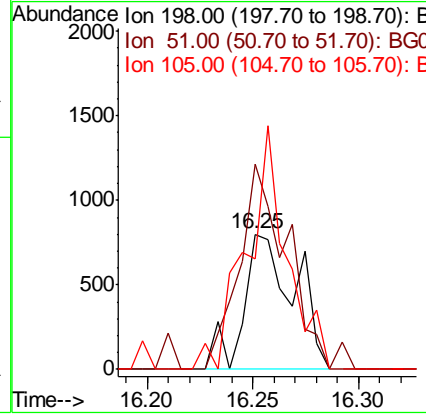
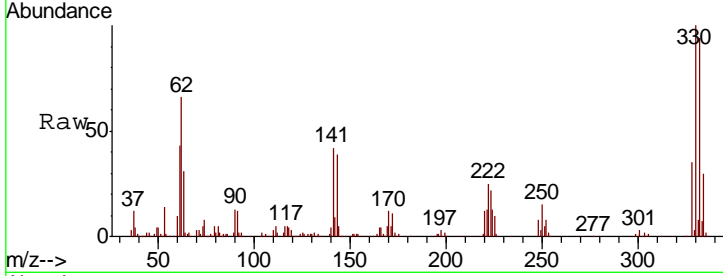




#65
 4,6-Dinitro-2-methylphenol
 Concen: 7.729 ng
 RT: 16.25 min Scan# 2240
 Delta R.T. 0.36 min
 Lab File: BG040791.D
 Acq: 8 May 2019 17:06

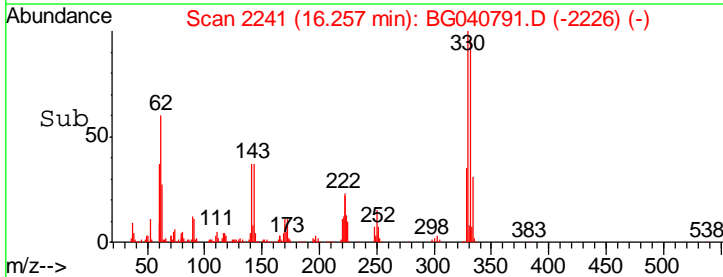
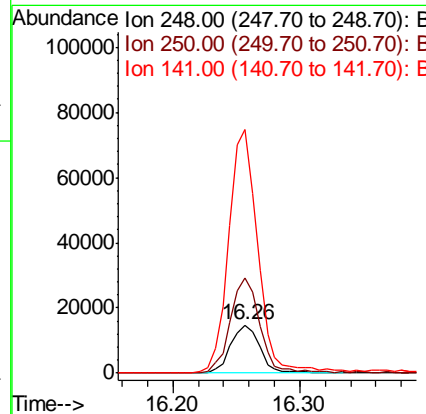
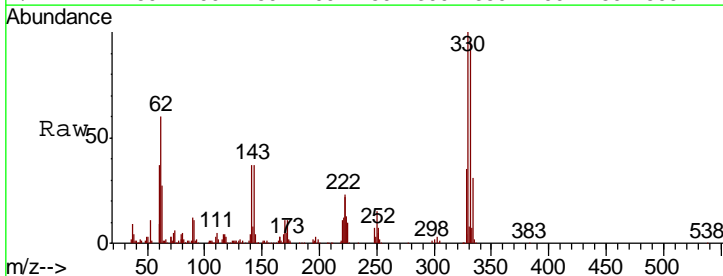
Instrument :
 BNA_G
 ClientSampled :

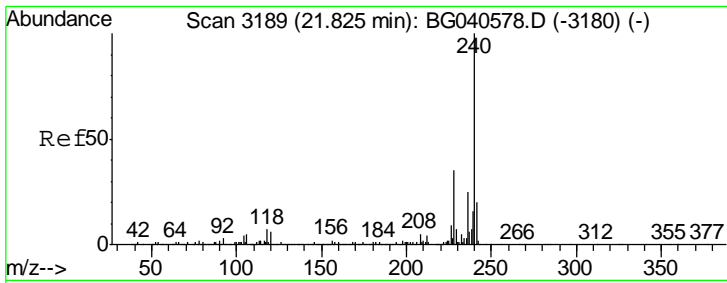
Tgt Ion	Resp	Lower	Upper
198	1350		
51	151.5	21.0	61.0#
105	81.9	19.3	59.3#



#67
 4-Bromophenyl-phenylether
 Concen: 5.076 ng
 RT: 16.26 min Scan# 2241
 Delta R.T. -0.44 min
 Lab File: BG040791.D
 Acq: 8 May 2019 17:06

Tgt Ion	Resp	Lower	Upper
248	23519		
250	198.5	79.4	119.0#
141	506.5	56.1	84.1#

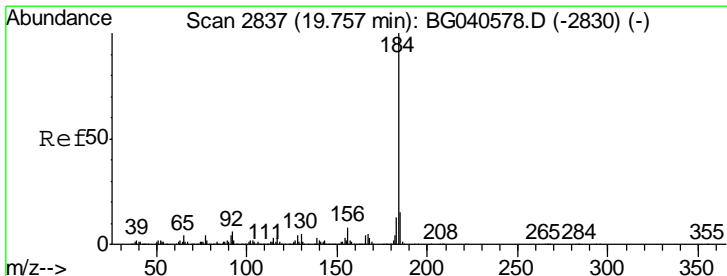
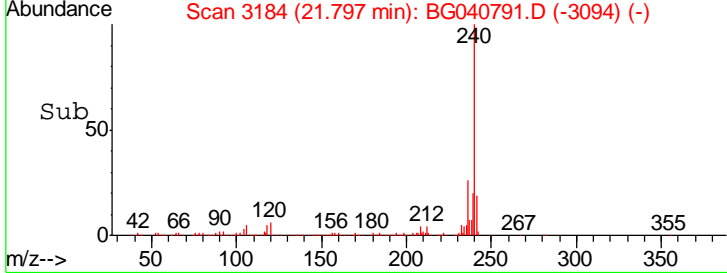
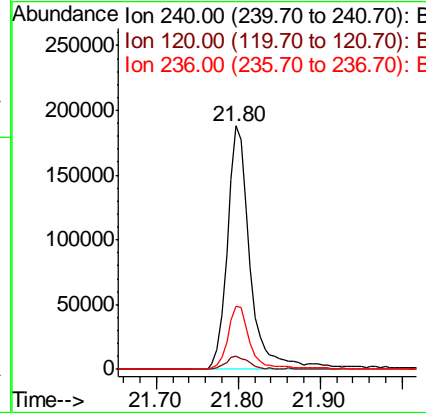
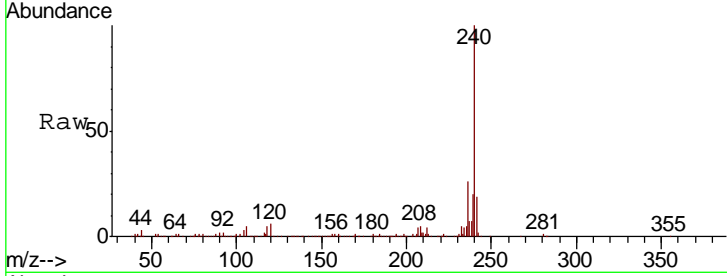




#76
 Chrysene-d12
 Concen: 20.000 ng
 RT: 21.80 min Scan# 3184
 Delta R.T. -0.00 min
 Lab File: BG040791.D
 Acq: 8 May 2019 17:06

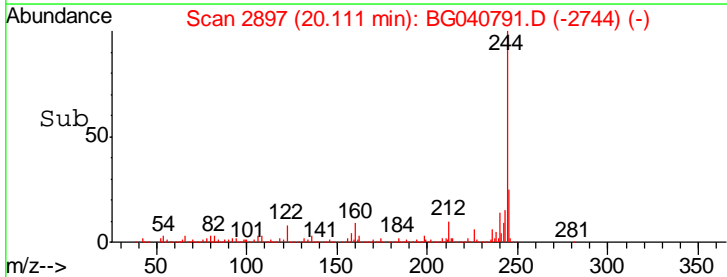
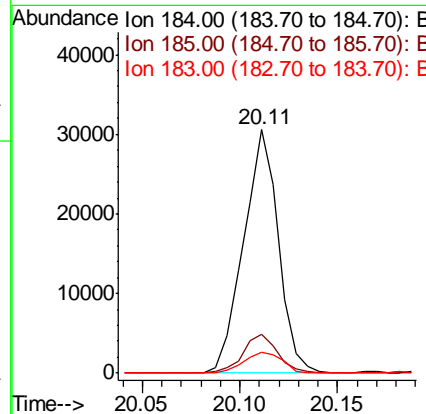
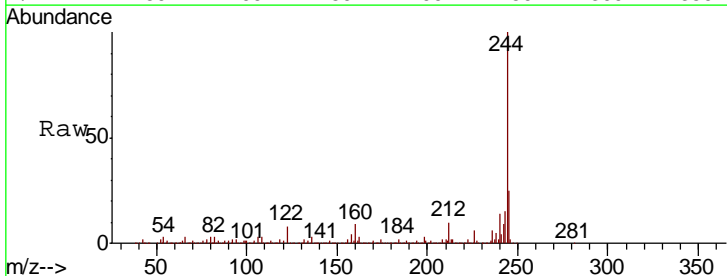
Instrument :
 BNA_G
 ClientSampled :

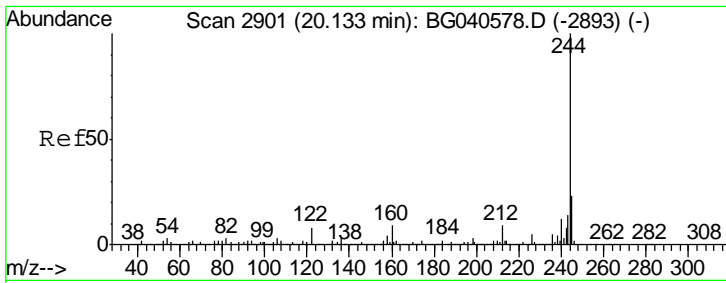
Tgt Ion	Resp	Lower	Upper
240	362873		
120	5.5	4.5	6.7
236	25.7	21.2	31.8



#77
 Benzidine
 Concen: 3.786 ng
 RT: 20.11 min Scan# 2897
 Delta R.T. 0.37 min
 Lab File: BG040791.D
 Acq: 8 May 2019 17:06

Tgt Ion	Resp	Lower	Upper
184	37616		
185	16.2	12.2	18.2
183	8.8	9.4	14.0#


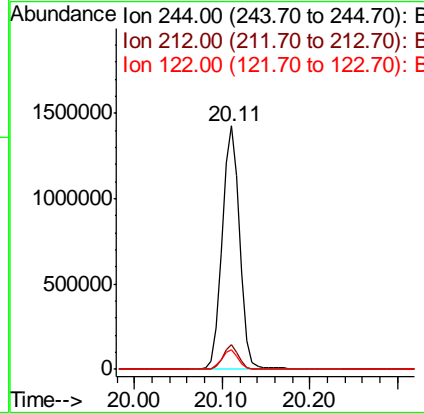
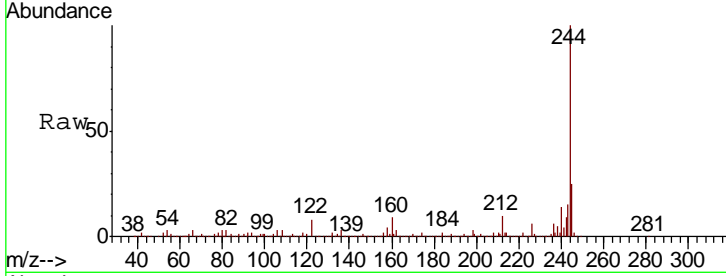




#79
 Terphenyl-d14
 Concen: 121.011 ng
 RT: 20.11 min Scan# 2897
 Delta R.T. -0.00 min
 Lab File: BG040791.D
 Acq: 8 May 2019 17:06

Instrument :
 BNA_G
 ClientSampled :

Tgt Ion	Resp	Lower	Upper
244	100		
212	9.9	7.4	11.0
122	8.3	5.8	8.8



#87
 Perylene-d12
 Concen: 20.000 ng
 RT: 25.15 min Scan# 3755
 Delta R.T. -0.01 min
 Lab File: BG040791.D
 Acq: 8 May 2019 17:06

Tgt Ion	Resp	Lower	Upper
264	100		
260	23.5	19.0	28.6
265	22.6	17.0	25.6

