

Data Path : Z:\HPCHEM1\BNA G\DATA\BG051916\
 Data File : BG021971.D
 Acq On : 19 May 2016 20:34
 Operator : UM/SJ
 Sample : H3092-06DL 2X
 Misc :
 ALS Vial : 15 Sample Multiplier: 1

Instrument :
 BNA_G
 ClientSampleId :

Quant Time: May 20 08:13:27 2016
 Quant Method : Z:\HPCHEM1\BNA G\METHODS\SOM02.2-EPA-BG051816.M
 Quant Title : SVOA CALIBRATION
 QLast Update : Fri May 20 08:11:42 2016
 Response via : Initial Calibration

Internal Standards	R.T.	QIon	Response	Conc	Units	Dev(Min)
1) 1,4-Dichlorobenzene-d4	8.16	152	41797	20.00	ng/ul	0.00
7) Naphthalene-d8	10.98	136	217697	20.00	ng/ul	0.00
15) Acenaphthene-d10	14.79	164	123691	20.00	ng/ul	0.00
23) Phenanthrene-d10	17.53	188	247744	20.00	ng/ul	0.00
29) Chrysene-d12	21.82	240	226846	20.00	ng/ul	0.00
34) Perylene-d12	25.15	264	216812	20.00	ng/ul	0.00

System Monitoring Compounds

2) 1,4-Dioxane-d8	3.54	96	1000	1.10	ng/uL	0.00
3) Phenol-d5	7.31	99	19780	5.36	ng/ul	0.00
4) Bis-(2-Chloroethyl)ether-d	7.48	67	12169	6.19	ng/ul	0.00
5) 2-Chlorophenol-d4	7.69	132	20160	6.65	ng/ul	0.00
6) 4-Methylphenol-d8	8.87	113	12835	3.90	ng/ul	0.00
8) Nitrobenzene-d5	9.34	128	9488	6.21	ng/ul	0.00
9) 2-Nitrophenol-d4	10.06	143	9490	5.82	ng/ul	0.00
10) 2,4-Dichlorophenol-d3	10.60	165	17191	5.97	ng/ul	0.00
12) 4-Chloroaniline-d4	11.12	131	15482	6.82	ng/ul	0.00
16) Dimethylphthalate-d6	14.18	166	66199	6.94	ng/ul	0.00
17) Acenaphthylene-d8	14.48	160	89286	7.27	ng/ul	0.00
20) 4-Nitrophenol-d4	14.99	143	431	0.26	ng/ul	0.00
21) Fluorene-d10	15.78	176	57873	6.74	ng/ul	0.00
24) 4,6-Dinitro-2-methylphenol	15.89	200	3288	2.67	ng/ul	0.00
26) Anthracene-d10	17.53	188	247744	21.70	ng/ul	-0.10
30) Pyrene-d10	19.91	212	87168	7.28	ng/ul	0.00
37) Benzo(a)pyrene-d12	24.92	264	68296	7.09	ng/ul	0.00

Target Compounds

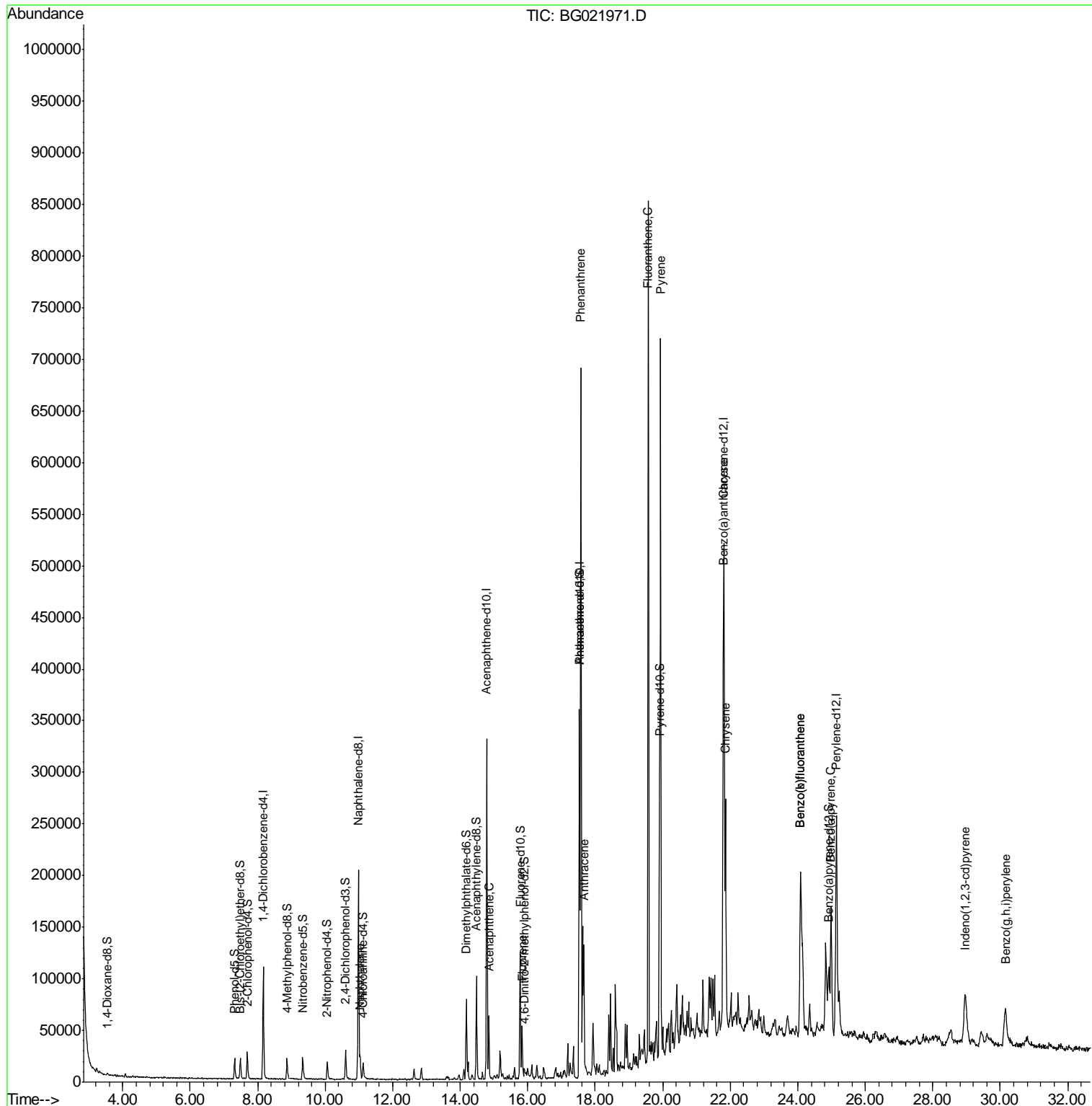
					Ovalue
11) Naphthalene	11.03	128	24441	2.31	ng/ul 99
19) Acenaphthene	14.85	153	30505	3.47	ng/ul 99
22) Fluorene	15.83	166	27057	2.78	ng/ul# 97
25) Phenanthrene	17.57	178	458008	34.59	ng/ul 96
27) Anthracene	17.66	178	88790	6.67	ng/ul 98
28) Fluoranthene	19.57	202	539571	39.21	ng/ul# 90
31) Pyrene	19.94	202	438831	28.09	ng/ul# 92
32) Benzo(a)anthracene	21.79	228	177214	14.08	ng/ul 97
33) Chrysene	21.86	228	157276	12.85	ng/ul 95
35) Benzo(b)fluoranthene	24.09	252	197049	15.81	ng/ul# 96
36) Benzo(k)fluoranthene	24.09	252	197049	16.07	ng/ul# 95
38) Benzo(a)pyrene	24.99	252	136097	11.42	ng/ul# 93
39) Indeno(1,2,3-cd)pyrene	28.95	276	84923	6.27	ng/ul# 93
41) Benzo(g,h,i)perylene	30.15	276	71540	6.24	ng/ul# 92

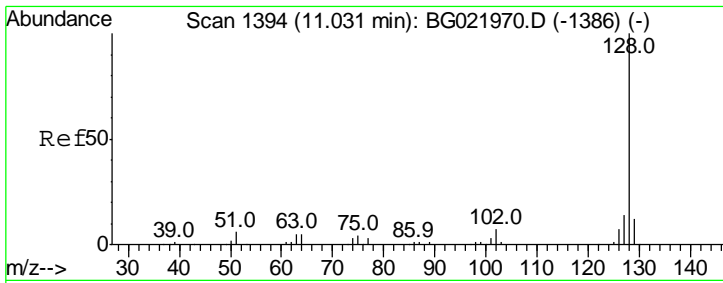
(#) = qualifier out of range (m) = manual integration (+) = signals summed

Data Path : Z:\HPCHEM1\BNA G\DATA\BG051916\
 Data File : BG021971.D
 Acq On : 19 May 2016 20:34
 Operator : UM/SJ
 Sample : H3092-06DL 2X
 Misc :
 ALS Vial : 15 Sample Multiplier: 1

Instrument :
 BNA_G
 Client Sampled :

Quant Time: May 20 08:13:27 2016
 Quant Method : Z:\HPCHEM1\BNA G\METHODS\SOM02.2-EPA-BG051816.M
 Quant Title : SVOA CALIBRATION
 QLast Update : Fri May 20 08:11:42 2016
 Response via : Initial Calibration

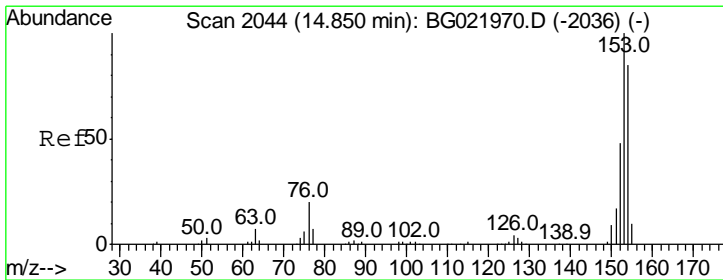
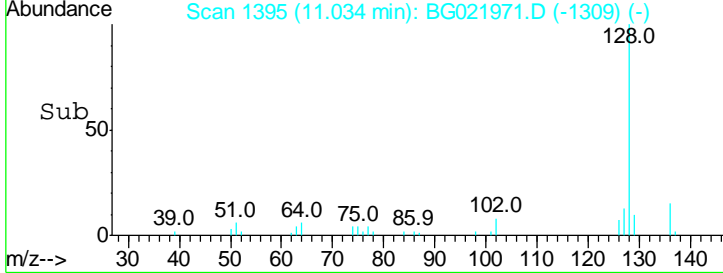
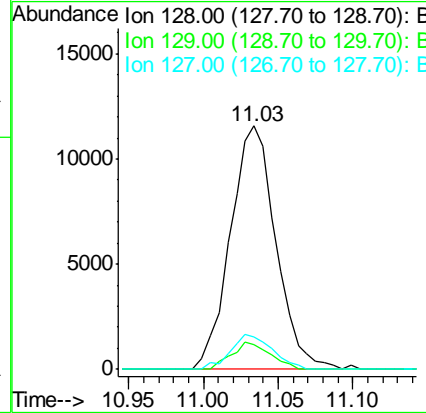
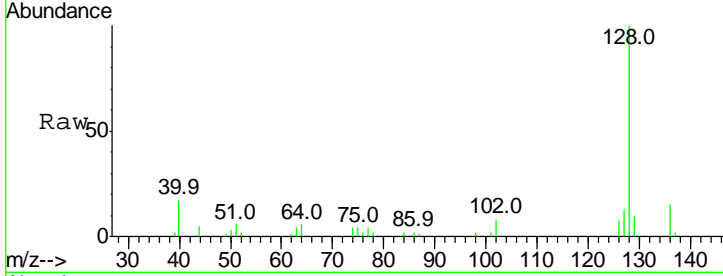




#11
 Naphthalene
 Concen: 2.31 ng/ul
 RT: 11.03 min Scan# 1395
 Delta R.T. 0.00 min
 Lab File: BG021971.D
 Acq: 19 May 2016 20:34

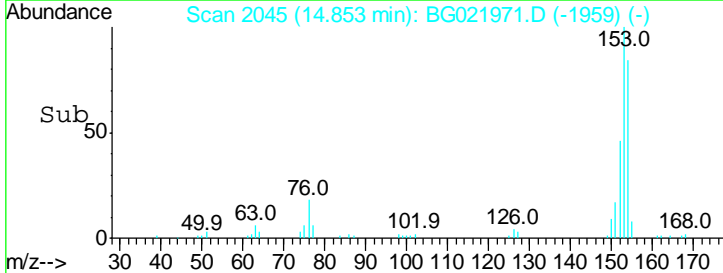
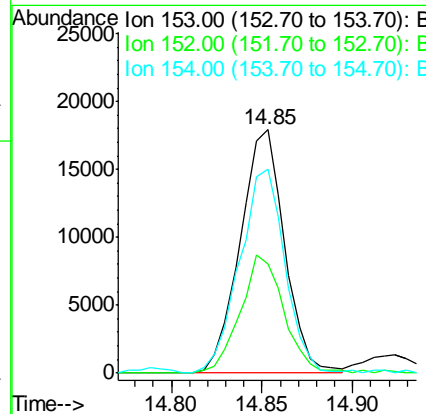
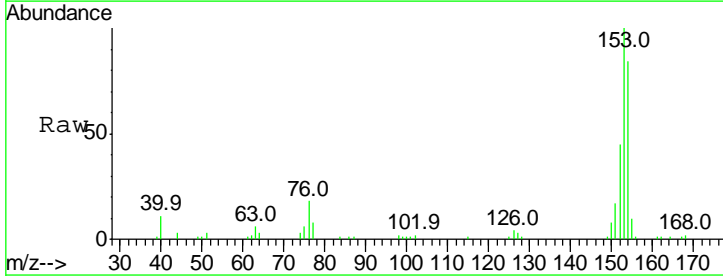
Instrument :
 BNA_G
 ClientSampled :

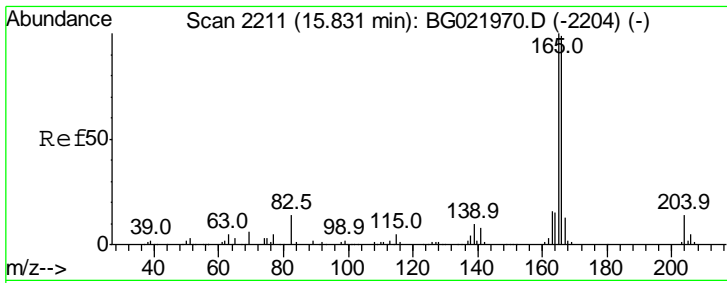
Tgt Ion	Resp	Lower	Upper
128	24441		
129	10.3	8.3	12.5
127	13.1	10.8	16.2



#19
 Acenaphthene
 Concen: 3.47 ng/ul
 RT: 14.85 min Scan# 2045
 Delta R.T. 0.00 min
 Lab File: BG021971.D
 Acq: 19 May 2016 20:34

Tgt Ion	Resp	Lower	Upper
153	30505		
152	45.1	36.5	54.7
154	83.5	67.3	100.9

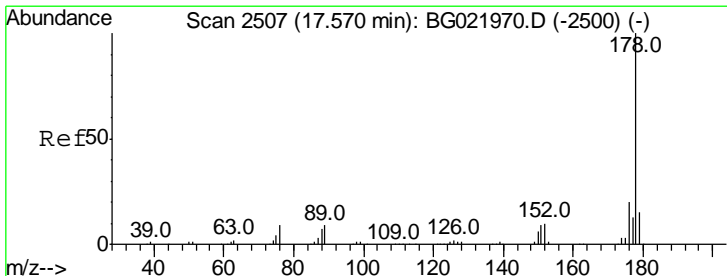
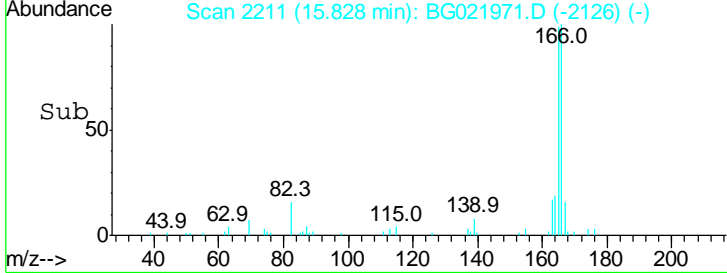
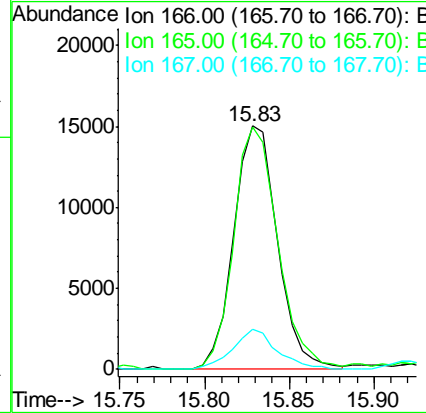
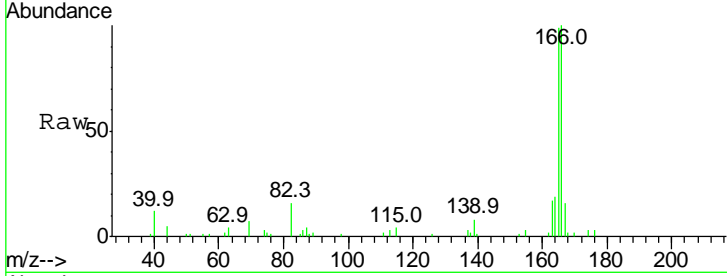




#22
 Fluorene
 Concen: 2.78 ng/ul
 RT: 15.83 min Scan# 2211
 Delta R.T. -0.00 min
 Lab File: BG021971.D
 Acq: 19 May 2016 20:34

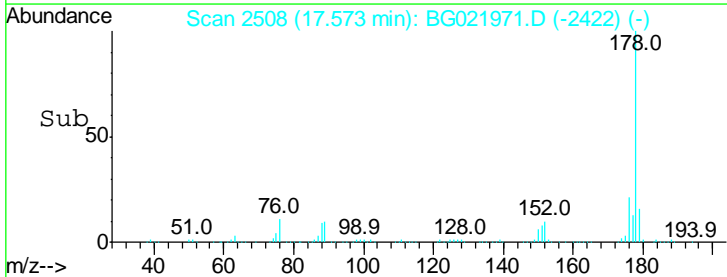
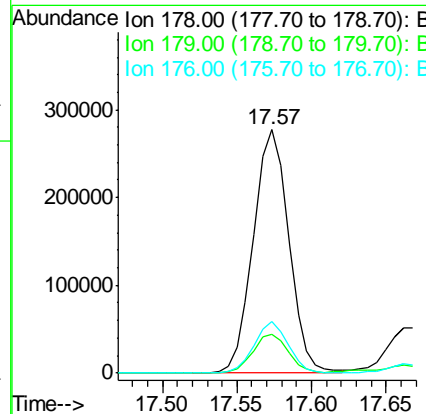
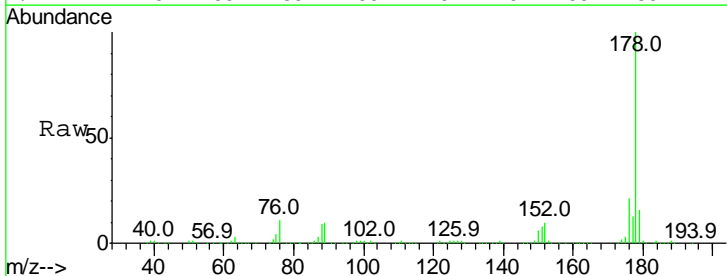
Instrument :
 BNA_G
 ClientSampled :

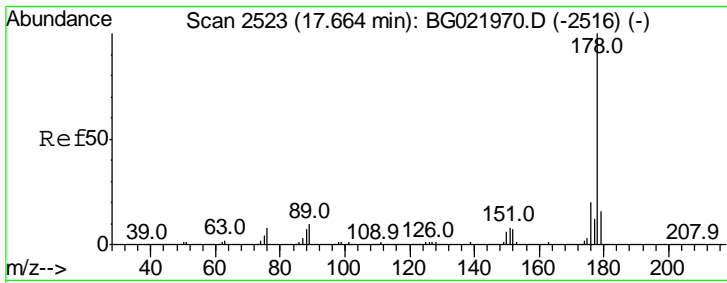
Tgt Ion	Resp	Lower	Upper
166	100		
165	99.3	81.1	121.7
167	16.5	10.6	16.0



#25
 Phenanthrene
 Concen: 34.59 ng/ul
 RT: 17.57 min Scan# 2508
 Delta R.T. 0.00 min
 Lab File: BG021971.D
 Acq: 19 May 2016 20:34

Tgt Ion	Resp	Lower	Upper
178	100		
179	16.0	11.8	17.8
176	21.0	14.8	22.2

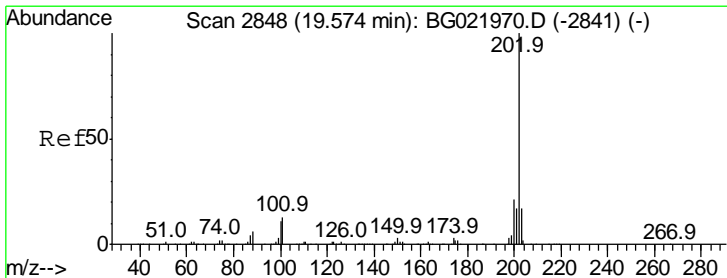
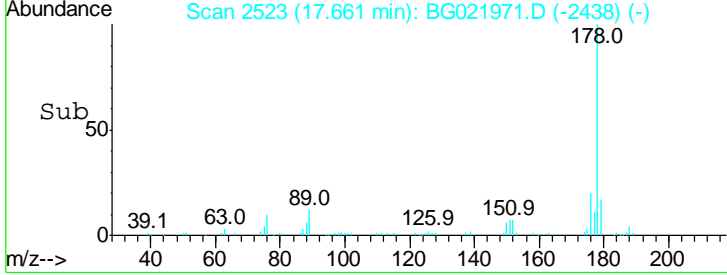
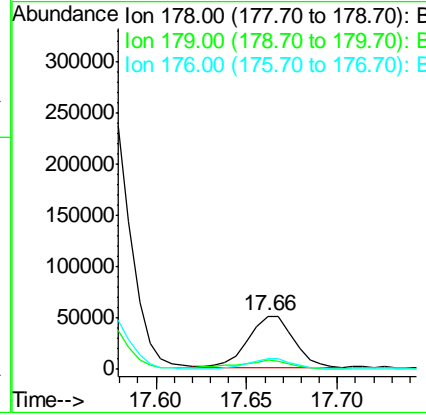
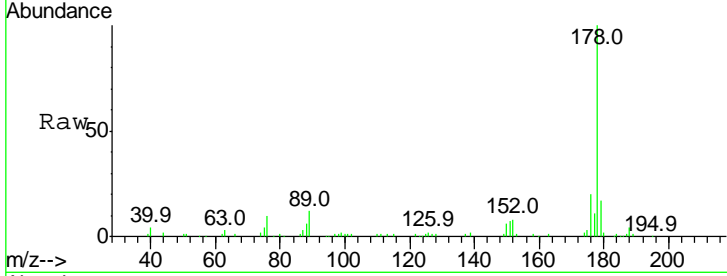




#27
 Anthracene
 Concen: 6.67 ng/ul
 RT: 17.66 min Scan# 2523
 Delta R.T. -0.00 min
 Lab File: BG021971.D
 Acq: 19 May 2016 20:34

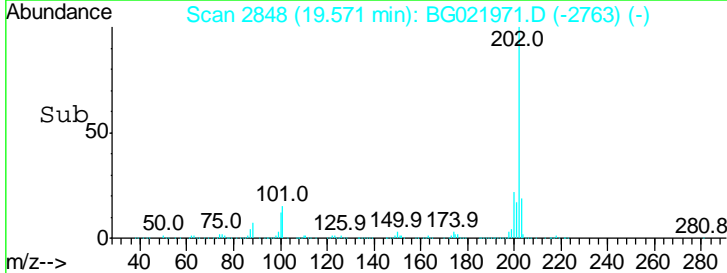
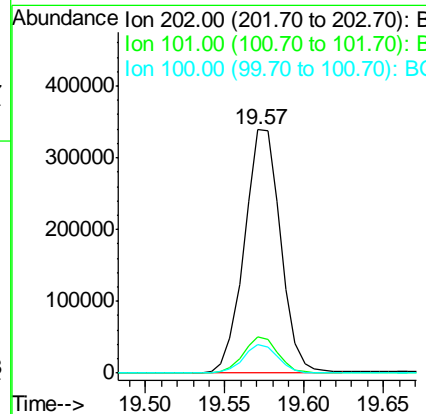
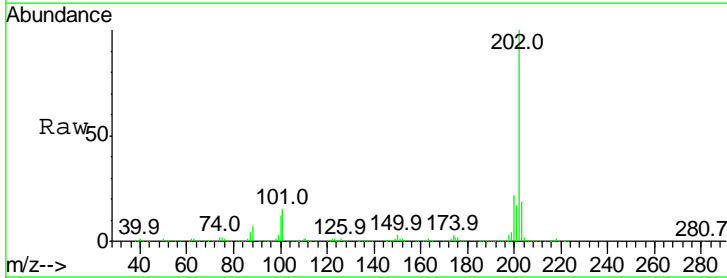
Instrument :
 BNA_G
 ClientSampled :

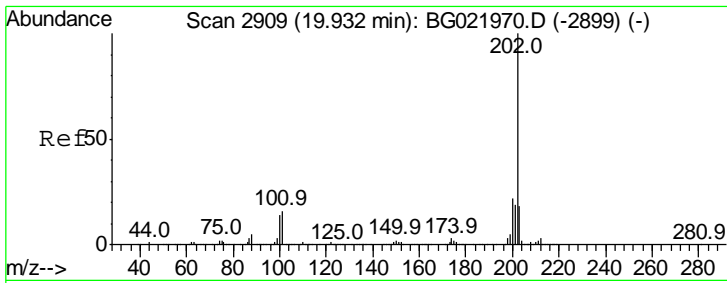
Tgt Ion	Resp	Lower	Upper
178	100		
179	17.3	12.9	19.3
176	19.7	15.6	23.4



#28
 Fluoranthene
 Concen: 39.21 ng/ul
 RT: 19.57 min Scan# 2848
 Delta R.T. -0.00 min
 Lab File: BG021971.D
 Acq: 19 May 2016 20:34

Tgt Ion	Resp	Lower	Upper
202	100		
101	14.9	8.9	13.3#
100	12.0	7.0	10.4#

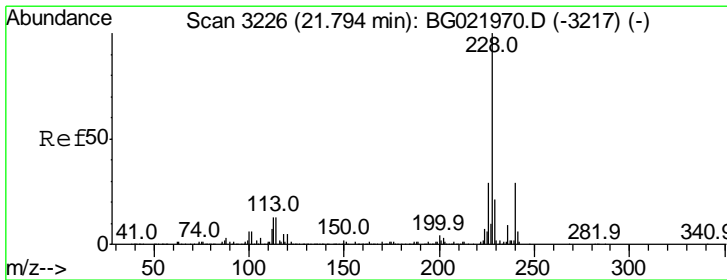
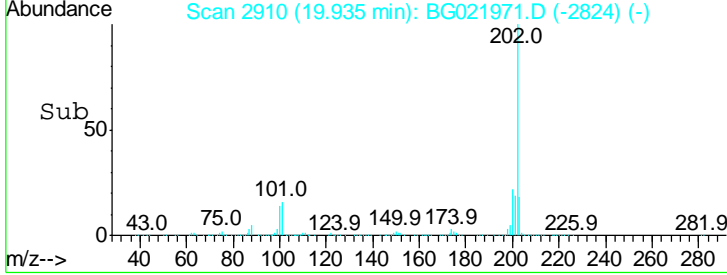
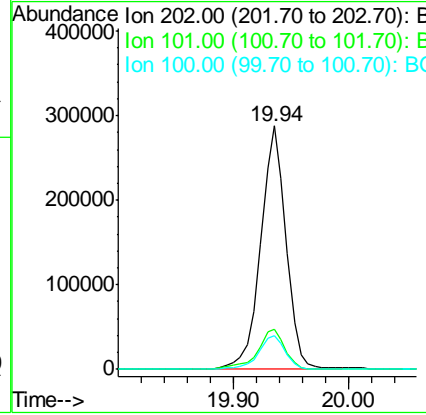
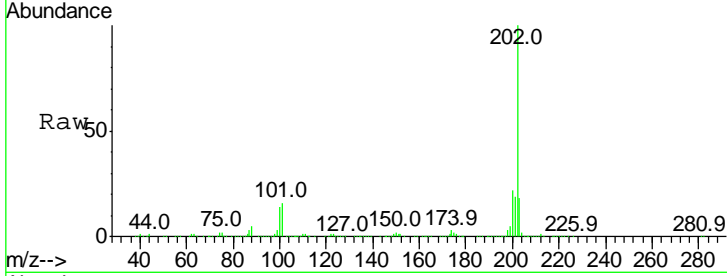




#31
 Pyrene
 Concen: 28.09 ng/ul
 RT: 19.94 min Scan# 2910
 Delta R.T. 0.00 min
 Lab File: BG021971.D
 Acq: 19 May 2016 20:34

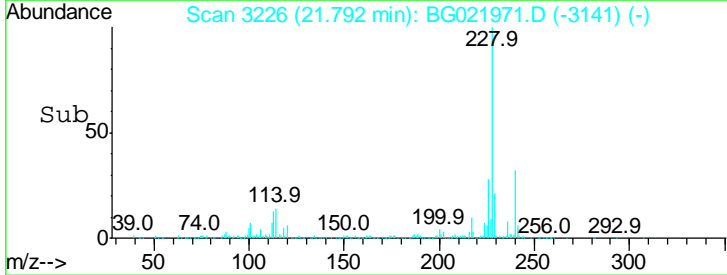
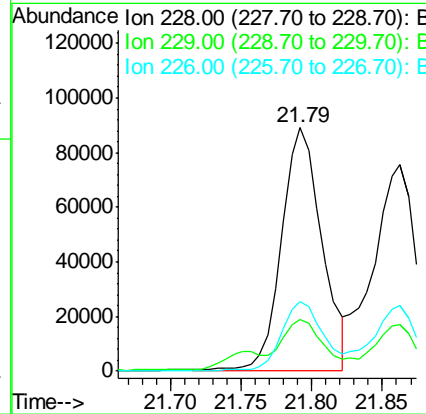
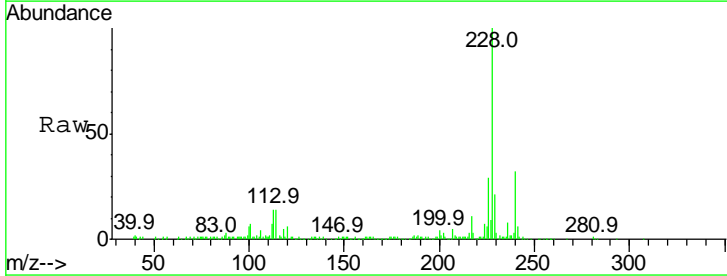
Instrument :
 BNA_G
 ClientSampled :

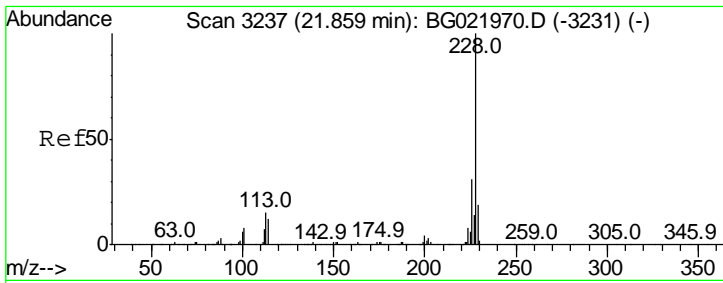
Tgt Ion	Ratio	Lower	Upper
202	100		
101	16.2	9.8	14.8#
100	13.6	9.3	13.9



#32
 Benzo(a)anthracene
 Concen: 14.08 ng/ul
 RT: 21.79 min Scan# 3226
 Delta R.T. -0.00 min
 Lab File: BG021971.D
 Acq: 19 May 2016 20:34

Tgt Ion	Ratio	Lower	Upper
228	100		
229	21.3	16.6	25.0
226	28.5	21.0	31.4

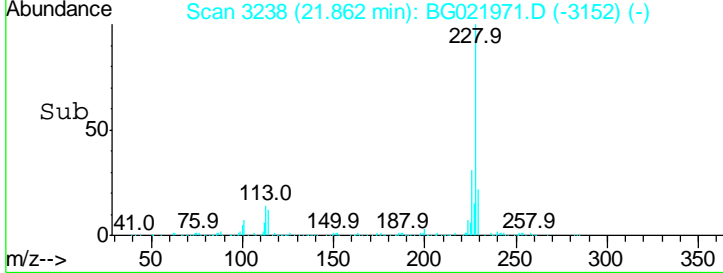
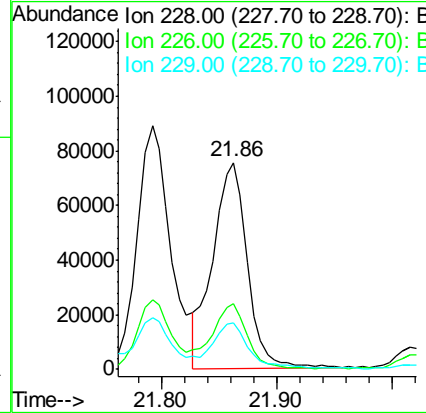
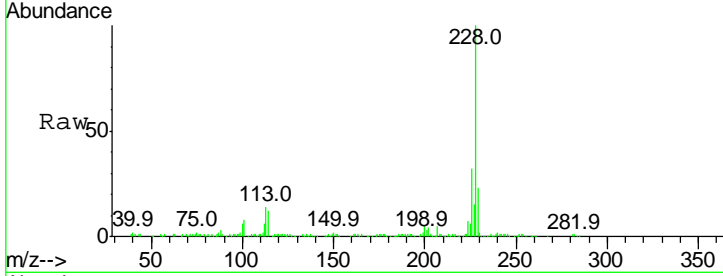




#33
 Chrysene
 Concen: 12.85 ng/ul
 RT: 21.86 min Scan# 3238
 Delta R.T. 0.00 min
 Lab File: BG021971.D
 Acq: 19 May 2016 20:34

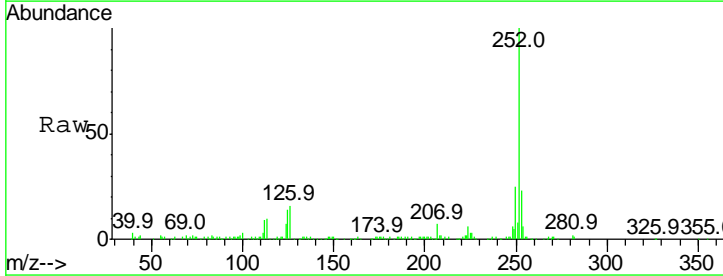
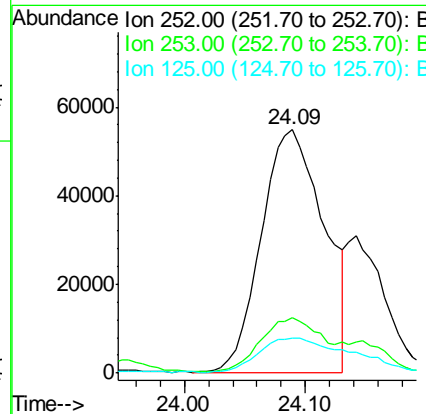
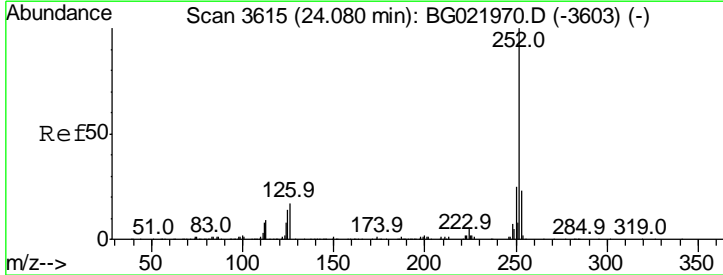
Instrument :
 BNA_G
 ClientSampled :

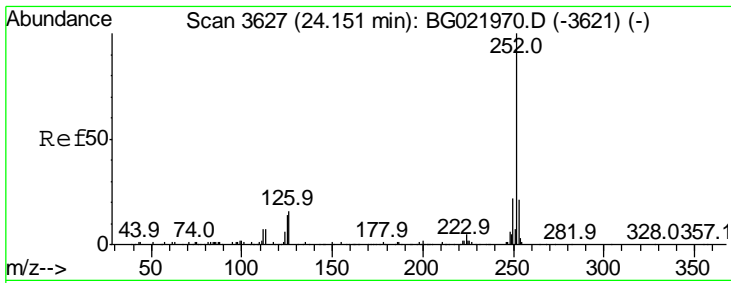
Tgt Ion	Resp	Lower	Upper
228	157276		
226	31.8	23.4	35.2
229	22.6	16.2	24.2



#35
 Benzo(b)fluoranthene
 Concen: 15.81 ng/ul
 RT: 24.09 min Scan# 3617
 Delta R.T. 0.01 min
 Lab File: BG021971.D
 Acq: 19 May 2016 20:34

Tgt Ion	Resp	Lower	Upper
252	197049		
253	22.8	18.1	27.1
125	14.1	7.6	11.4#

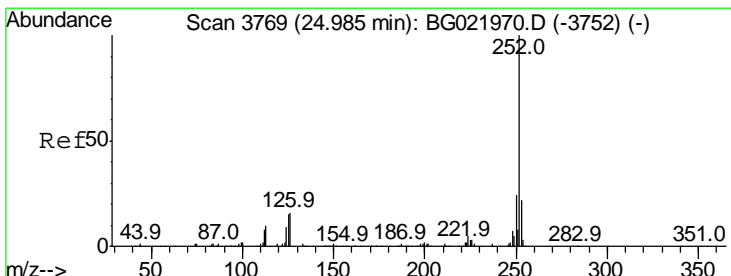
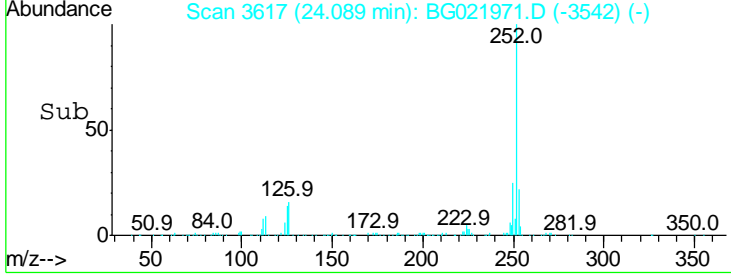
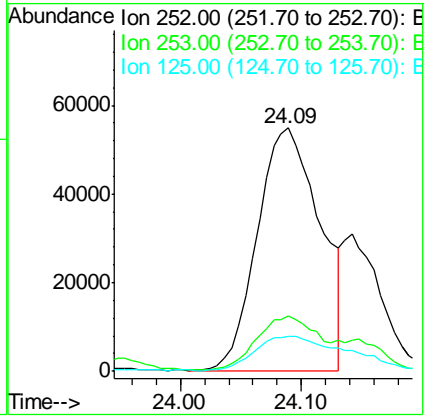
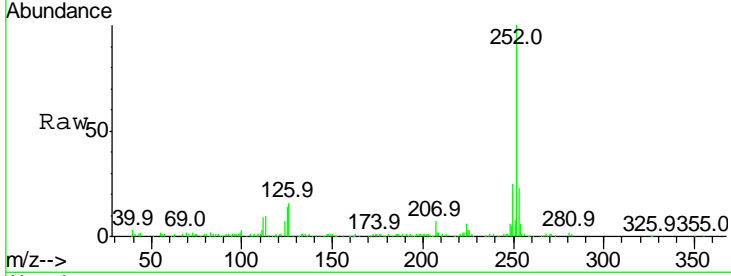




#36
 Benzo(k)fluoranthene
 Concen: 16.07 ng/ul
 RT: 24.09 min Scan# 3617
 Delta R.T. -0.06 min
 Lab File: BG021971.D
 Acq: 19 May 2016 20:34

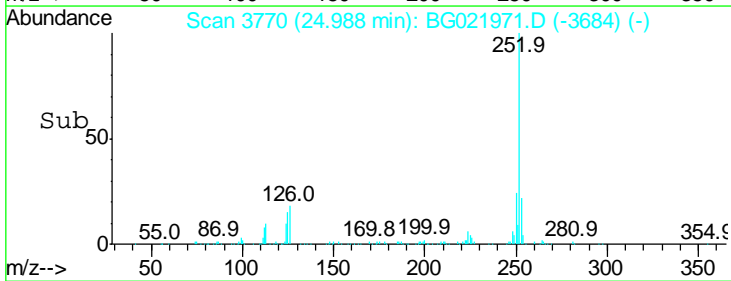
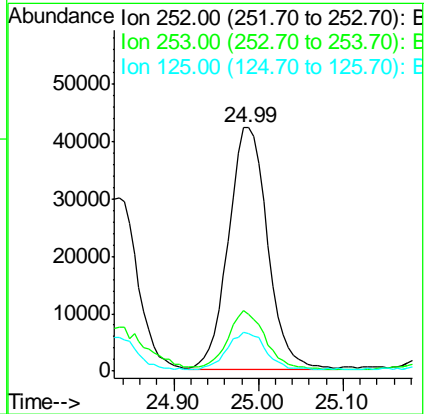
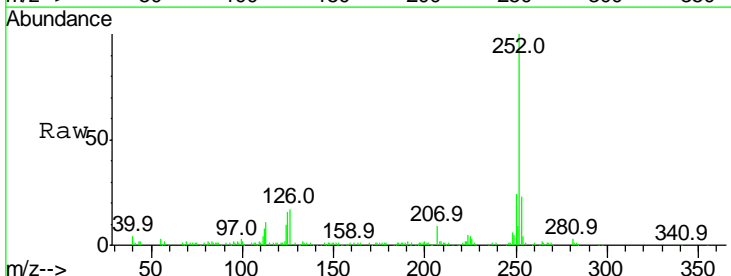
Instrument :
 BNA_G
 ClientSampled :

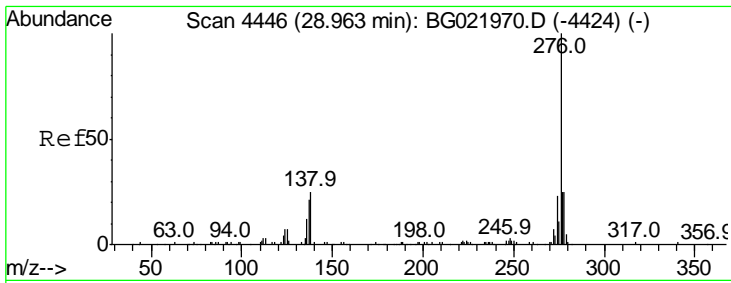
Tgt Ion	Resp	Lower	Upper
252	100		
253	22.8	17.8	26.8
125	14.1	7.7	11.5#



#38
 Benzo(a)pyrene
 Concen: 11.42 ng/ul
 RT: 24.99 min Scan# 3770
 Delta R.T. 0.00 min
 Lab File: BG021971.D
 Acq: 19 May 2016 20:34

Tgt Ion	Resp	Lower	Upper
252	100		
253	23.1	17.4	26.0
125	15.7	8.2	12.2#

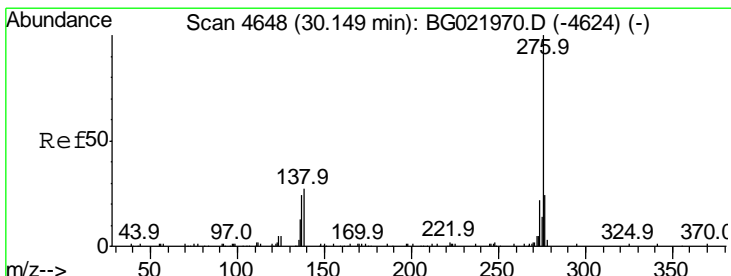
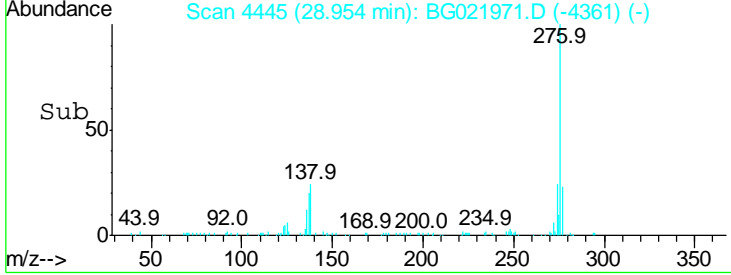
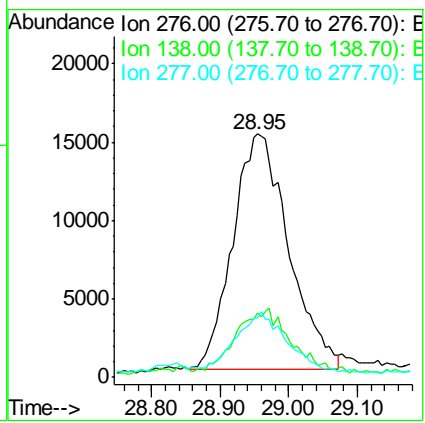
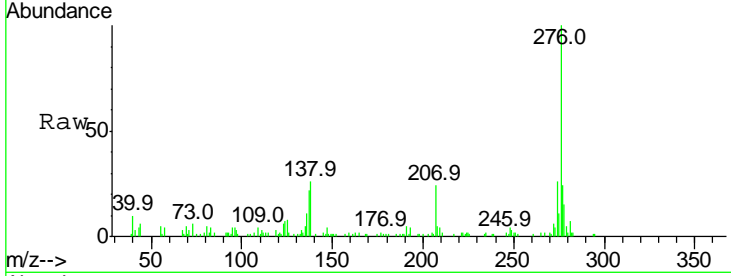




#39
 Indeno(1,2,3-cd)pyrene
 Concen: 6.27 ng/ul
 RT: 28.95 min Scan# 4445
 Delta R.T. -0.01 min
 Lab File: BG021971.D
 Acq: 19 May 2016 20:34

Instrument :
 BNA_G
 ClientSampled :

Tgt Ion	Resp	Lower	Upper
276	100		
138	26.3	15.8	23.6#
277	24.5	19.0	28.6



#41
 Benzo(g,h,i)perylene
 Concen: 6.24 ng/ul
 RT: 30.15 min Scan# 4649
 Delta R.T. 0.00 min
 Lab File: BG021971.D
 Acq: 19 May 2016 20:34

Tgt Ion	Resp	Lower	Upper
276	100		
138	24.1	13.9	20.9#
277	23.1	19.8	29.6

