

Data Path : Z:\HPCHEM1\BNA_G\DATA\BG060515\
 Data File : BG017488.D
 Acq On : 6 Jun 2015 2:06
 Operator : TP/IZ
 Sample : SSTDCCC040
 Misc :
 ALS Vial : 2 Sample Multiplier: 1

Instrument :
 BNA_G
 ClientSampleId :
 SSTDCCC040

Quant Time: Jun 06 06:35:14 2015
 Quant Method : Z:\HPCHEM1\BNA_G\METHODS\8270-BG060315.M
 Quant Title : ASP BNA STANDARDS FOR 5 POINT CALIBRATION
 QLast Update : Sat Jun 06 04:40:45 2015
 Response via : Initial Calibration

Internal Standards	R.T.	QIon	Response	Conc	Units	Dev(Min)
1) 1,4-Dichlorobenzene-d4	7.62	152	20691	20.00	ng	0.00
21) Naphthalene-d8	10.41	136	83542	20.00	ng	0.00
38) Acenaphthene-d10	14.29	164	56786	20.00	ng	0.00
63) Phenanthrene-d10	17.05	188	129489	20.00	ng	0.00
75) Chrysene-d12	21.24	240	167575	20.00	ng	0.00
86) Perylene-d12	23.48	264	159651	20.00	ng	0.00

System Monitoring Compounds	R.T.	QIon	Response	Conc	Units	Dev(Min)
5) 2-Fluorophenol	5.22	112	94693	80.63	ng	0.00
7) Phenol-d6	6.84	99	121093	75.68	ng	0.00
23) Nitrobenzene-d5	8.79	82	140303	83.84	ng	0.00
41) 2,4,6-Tribromophenol	15.80	330	59085	74.91	ng	0.00
44) 2-Fluorobiphenyl	12.91	172	291933	77.55	ng	0.00
78) Terphenyl-d14	19.69	244	627935	77.45	ng	0.00

Target Compounds	R.T.	QIon	Response	Conc	Units	Qvalue
2) 1,4-Dioxane	3.07	88	23161	43.82	ng	96
3) Pyridine	3.47	79	52080	36.89	ng	93
4) n-Nitrosodimethylamine	3.39	42	41160	44.48	ng	90
6) Aniline	6.95	93	80418	37.44	ng	96
8) 2-Chlorophenol	7.20	128	52639	37.90	ng	92
9) Benzaldehyde	6.76	77	41919	38.60	ng	99
10) Phenol	6.87	94	63745	38.79	ng	96
11) bis(2-Chloroethyl)ether	7.05	93	49817	39.78	ng	96
12) 1,3-Dichlorobenzene	7.51	146	62469	40.24	ng	90
13) 1,4-Dichlorobenzene	7.66	146	63962	39.32	ng	94
14) 1,2-Dichlorobenzene	7.97	146	59367	38.98	ng	96
15) Benzyl Alcohol	7.88	79	55547	37.29	ng	97
16) 2,2'-oxybis(1-Chloropropan	8.16	45	77214	36.59	ng	99
17) 2-Methylphenol	8.11	107	46311	37.14	ng	95
18) Hexachloroethane	8.69	117	26494	40.82	ng	93
19) n-Nitroso-di-n-propylamine	8.43	70	49320	36.44	ng	93
20) 3+4-Methylphenols	8.43	107	63697	36.92	ng	# 79
22) Acetophenone	8.45	105	80785	39.45	ng	# 92
24) Nitrobenzene	8.83	77	72712	41.85	ng	95
25) Isophorone	9.35	82	127664	36.47	ng	98
26) 2-Nitrophenol	9.54	139	32958	40.90	ng	97
27) 2,4-Dimethylphenol	9.62	122	52139	39.80	ng	94
28) bis(2-Chloroethoxy)methane	9.84	93	62817	39.28	ng	93
29) 2,4-Dichlorophenol	10.10	162	53770	42.12	ng	95
30) 1,2,4-Trichlorobenzene	10.29	180	60965	40.61	ng	98
31) Naphthalene	10.47	128	173993	39.86	ng	99
32) Benzoic acid	9.80	122	25413	30.68	ng	93
33) 4-Chloroaniline	10.59	127	73397	37.90	ng	95
34) Hexachlorobutadiene	10.76	225	41321	42.29	ng	95
35) Caprolactam	11.37	113	23286	33.14	ng	92
36) 4-Chloro-3-methylphenol	11.76	107	63018	37.93	ng	93
37) 2-Methylnaphthalene	12.10	142	134354	40.04	ng	99
39) 1,2,4,5-Tetrachlorobenzene	12.47	216	67394	39.00	ng	98
40) Hexachlorocyclopentadiene	12.45	237	28142	32.06	ng	90

Data Path : Z:\HPCHEM1\BNA_G\DATA\BG060515\
 Data File : BG017488.D
 Acq On : 6 Jun 2015 2:06
 Operator : TP/IZ
 Sample : SSTDCCC040
 Misc :
 ALS Vial : 2 Sample Multiplier: 1

Instrument :
 BNA_G
 ClientSampleId :
 SSTDCCC040

Quant Time: Jun 06 06:35:14 2015
 Quant Method : Z:\HPCHEM1\BNA_G\METHODS\8270-BG060315.M
 Quant Title : ASP BNA STANDARDS FOR 5 POINT CALIBRATION
 QLast Update : Sat Jun 06 04:40:45 2015
 Response via : Initial Calibration

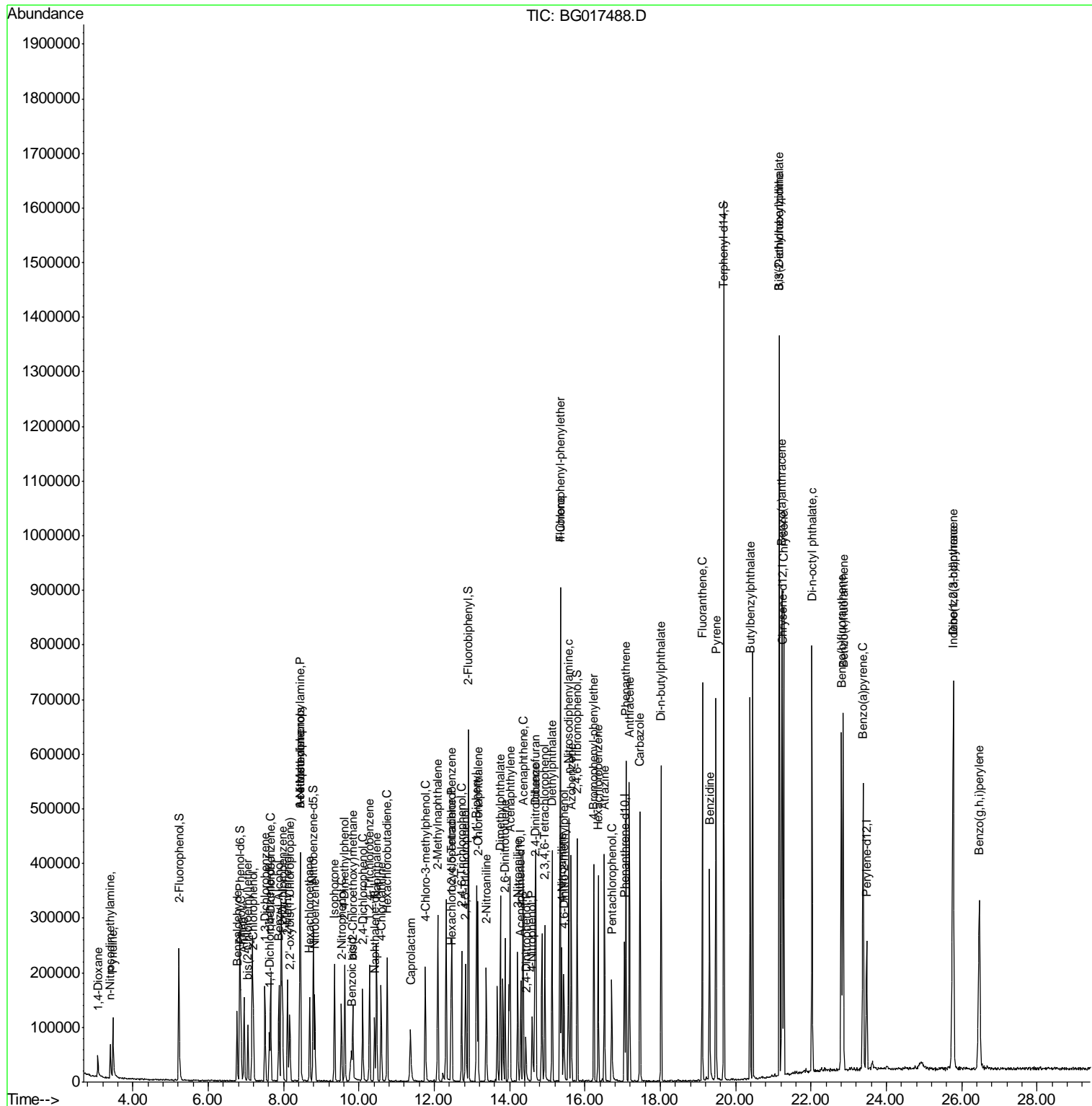
Internal Standards	R.T.	QIon	Response	Conc	Units	Dev(Min)
42) 2,4,6-Trichlorophenol	12.73	196	46544	37.62	ng	90
43) 2,4,5-Trichlorophenol	12.83	196	52753	38.92	ng	93
45) 1,1'-Biphenyl	13.12	154	164742	39.69	ng	99
46) 2-Chloronaphthalene	13.16	162	136562	39.35	ng	94
47) 2-Nitroaniline	13.38	65	48265	37.66	ng	96
48) Acenaphthylene	14.02	152	237424	38.84	ng	99
49) Dimethylphthalate	13.76	163	184483	37.32	ng	99
50) 2,6-Dinitrotoluene	13.88	165	41334	37.22	ng	91
51) Acenaphthene	14.36	154	140480	38.98	ng	98
52) 3-Nitroaniline	14.22	138	43759	36.38	ng	# 80
53) 2,4-Dinitrophenol	14.43	184	17885	30.43	ng	94
54) Dibenzofuran	14.70	168	204918	38.54	ng	97
55) 4-Nitrophenol	14.60	139	31862	33.67	ng	98
56) 2,4-Dinitrotoluene	14.67	165	61444	38.84	ng	89
57) Fluorene	15.35	166	190576	39.53	ng	99
58) 2,3,4,6-Tetrachlorophenol	14.94	232	51616	41.75	ng	96
59) Diethylphthalate	15.13	149	194210	36.20	ng	98
60) 4-Chlorophenyl-phenylether	15.34	204	94868	38.83	ng	95
61) 4-Nitroaniline	15.39	138	46536	35.14	ng	89
62) Azobenzene	15.64	77	199510	39.12	ng	95
64) 4,6-Dinitro-2-methylphenol	15.44	198	38201	39.79	ng	96
65) n-Nitrosodiphenylamine	15.57	169	165017	42.73	ng	96
66) 4-Bromophenyl-phenylether	16.24	248	60986	42.55	ng	99
67) Hexachlorobenzene	16.35	284	64872	42.10	ng	99
68) Atrazine	16.53	200	69338	40.79	ng	94
69) Pentachlorophenol	16.71	266	31594	36.69	ng	95
70) Phenanthrene	17.09	178	297507	41.21	ng	98
71) Anthracene	17.18	178	302181	41.90	ng	99
72) Carbazole	17.46	167	290953	40.86	ng	98
73) Di-n-butylphthalate	18.02	149	363497	39.86	ng	99
74) Fluoranthene	19.12	202	390660	41.38	ng	99
76) Benzidine	19.31	184	207280	35.99	ng	98
77) Pyrene	19.48	202	398739	38.62	ng	99
79) Butylbenzylphthalate	20.39	149	176496	39.51	ng	# 97
80) Benzo(a)anthracene	21.23	228	412092	39.98	ng	98
81) 3,3'-Dichlorobenzidine	21.17	252	155681	40.43	ng	96
82) Chrysene	21.28	228	375123	40.20	ng	98
83) Bis(2-ethylhexyl)phthalate	21.16	149	259467	40.28	ng	99
84) Di-n-octyl phthalate	22.03	149	432241	40.02	ng	100
85) Indeno(1,2,3-cd)pyrene	25.77	276	474635	40.50	ng	99
87) Benzo(b)fluoranthene	22.81	252	413243	40.85	ng	98
88) Benzo(k)fluoranthene	22.85	252	394551	40.75	ng	99
89) Benzo(a)pyrene	23.38	252	378223	40.76	ng	99
90) Dibenzo(a,h)anthracene	25.78	278	393637	40.83	ng	97
91) Benzo(g,h,i)perylene	26.47	276	375598	40.93	ng	98

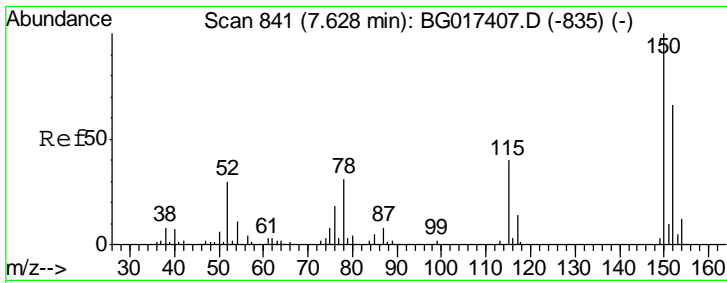
(#) = qualifier out of range (m) = manual integration (+) = signals summed

Data Path : Z:\HPCHEM1\BNA_G\DATA\BG060515\
 Data File : BG017488.D
 Acq On : 6 Jun 2015 2:06
 Operator : TP/IZ
 Sample : SSTDCCC040
 Misc :
 ALS Vial : 2 Sample Multiplier: 1

Instrument :
 BNA_G
 Client Sampled :
 SSTDCCC040

Quant Time: Jun 06 06:35:14 2015
 Quant Method : Z:\HPCHEM1\BNA_G\METHODS\8270-BG060315.M
 Quant Title : ASP BNA STANDARDS FOR 5 POINT CALIBRATION
 QLast Update : Sat Jun 06 04:40:45 2015
 Response via : Initial Calibration

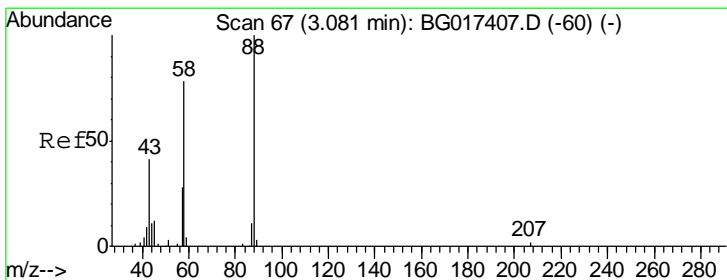
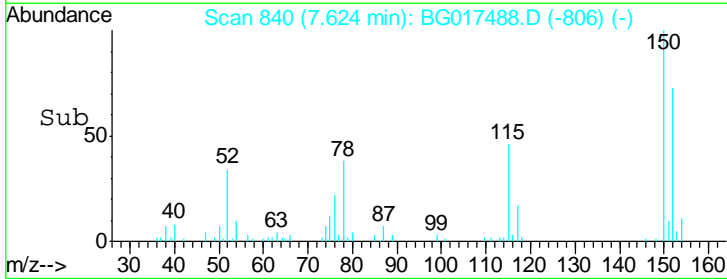
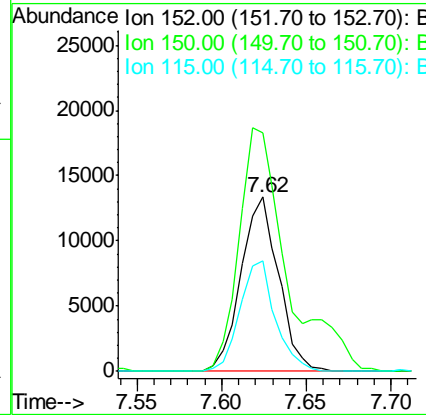
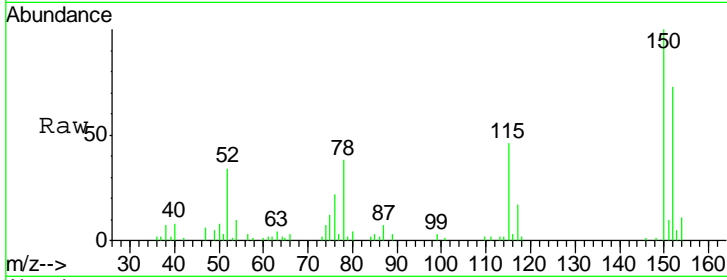




#1
 1,4-Dichlorobenzene-d4
 Concen: 20.00 ng
 RT: 7.62 min Scan# 840
 Delta R.T. -0.00 min
 Lab File: BG017488.D
 Acq: 6 Jun 2015 2:06

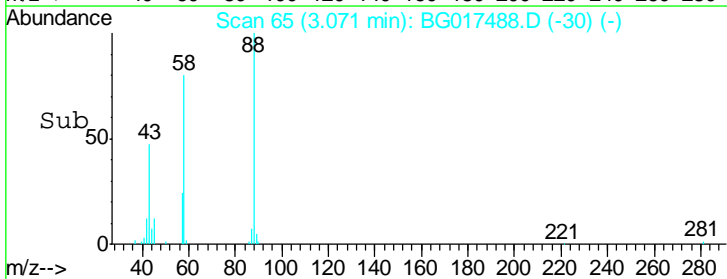
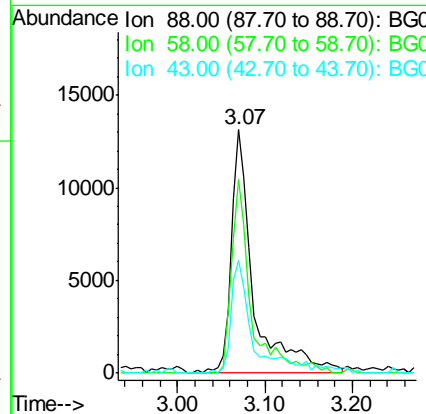
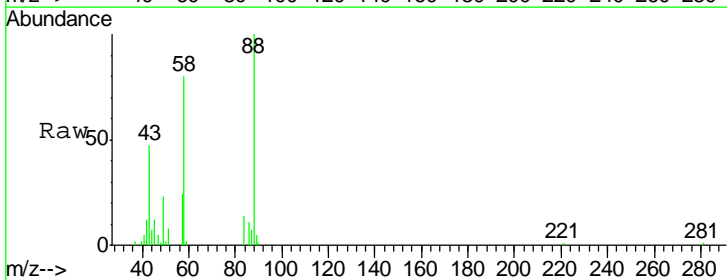
Instrument :
 BNA_G
ClientSampleId :
 SSTDCCC040

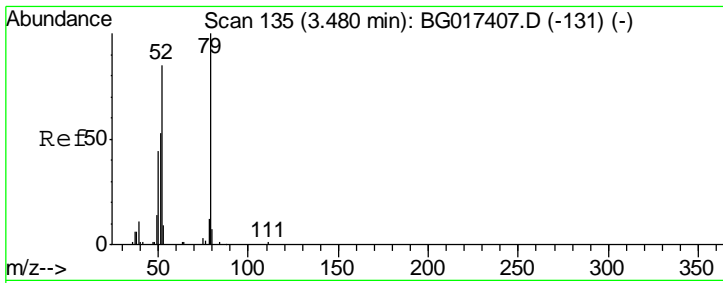
Tgt Ion	Resp	Lower	Upper
152	100		
150	137.1	121.7	182.5
115	63.7	48.6	73.0



#2
 1,4-Dioxane
 Concen: 43.82 ng
 RT: 3.07 min Scan# 65
 Delta R.T. 0.00 min
 Lab File: BG017488.D
 Acq: 6 Jun 2015 2:06

Tgt Ion	Resp	Lower	Upper
88	100		
58	70.4	59.0	88.6
43	45.0	34.5	51.7

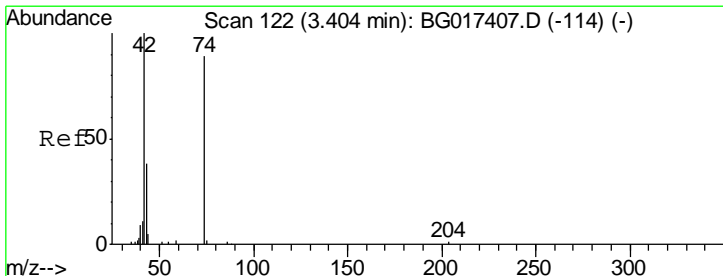
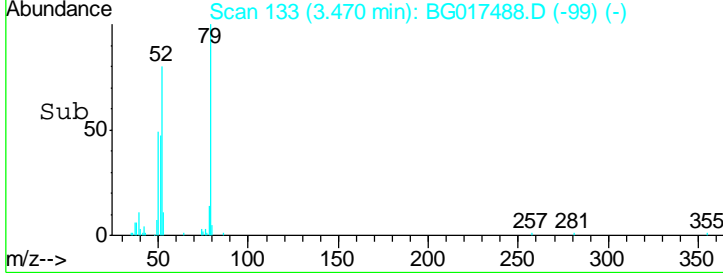
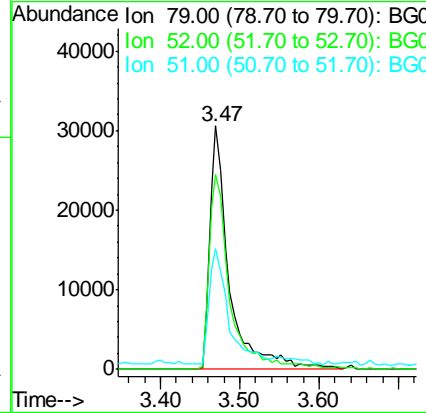
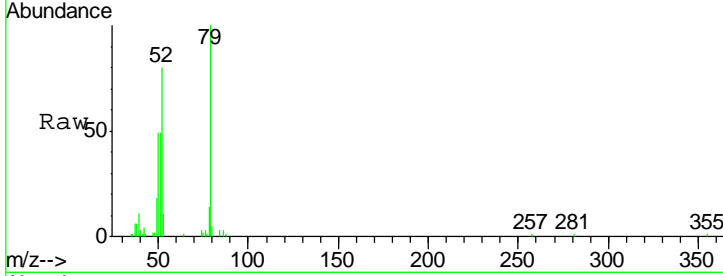




#3
 Pyridine
 Concen: 36.89 ng
 RT: 3.47 min Scan# 133
 Delta R.T. -0.00 min
 Lab File: BG017488.D
 Acq: 6 Jun 2015 2:06

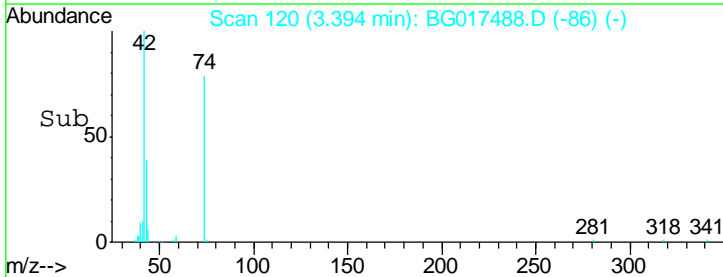
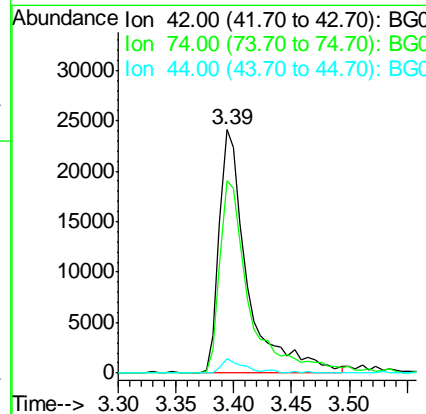
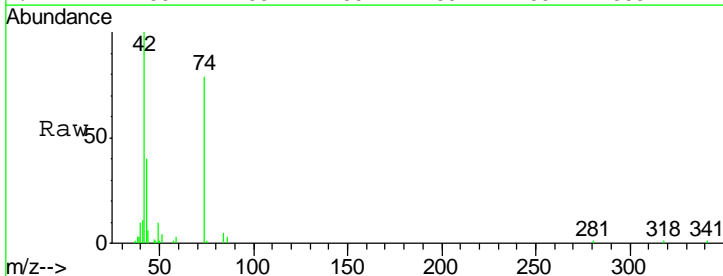
Instrument :
 BNA_G
 ClientSampleId :
 SSTDCCC040

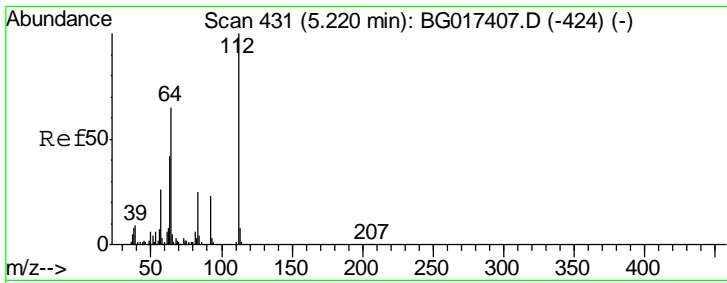
Tgt Ion	Resp	Lower	Upper
79	52080		
52	80.3	68.3	102.5
51	49.5	45.0	67.4



#4
 n-Nitrosodimethylamine
 Concen: 44.48 ng
 RT: 3.39 min Scan# 120
 Delta R.T. -0.00 min
 Lab File: BG017488.D
 Acq: 6 Jun 2015 2:06

Tgt Ion	Resp	Lower	Upper
42	41160		
74	79.0	71.4	107.2
44	6.1	4.5	6.7

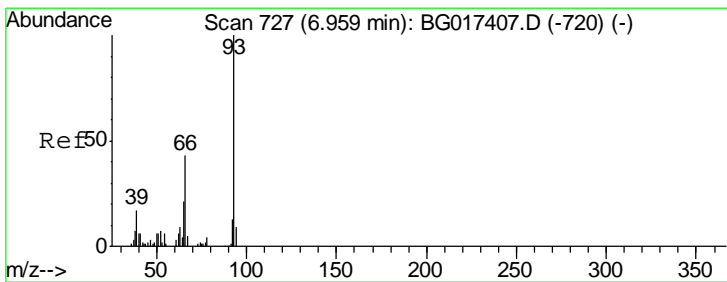
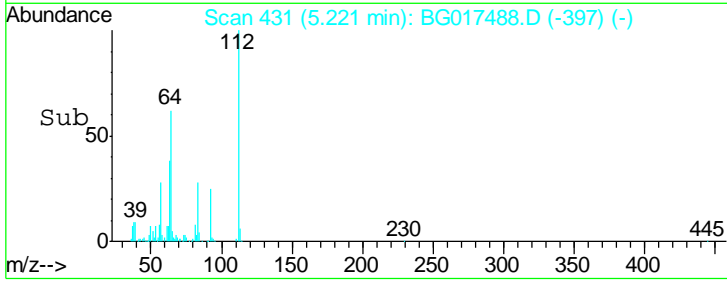
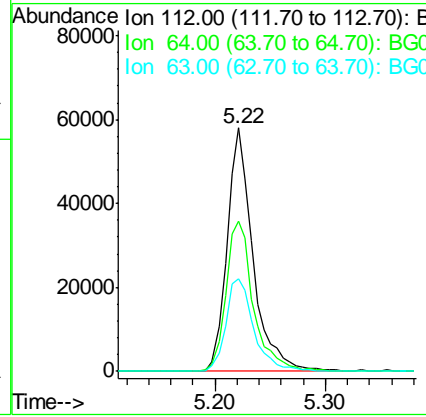
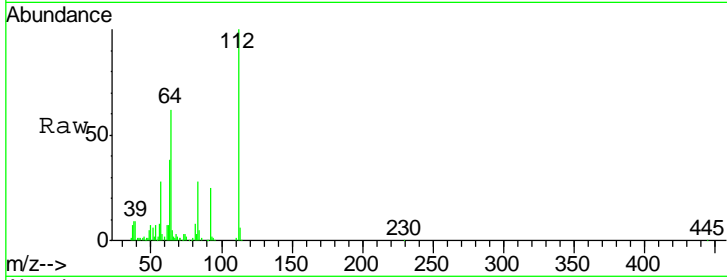




#5
 2-Fluorophenol
 Concen: 80.63 ng
 RT: 5.22 min Scan# 431
 Delta R.T. -0.00 min
 Lab File: BG017488.D
 Acq: 6 Jun 2015 2:06

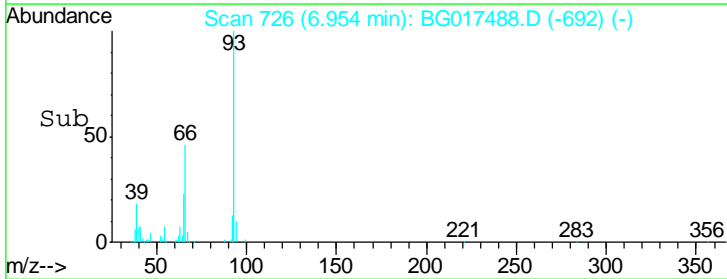
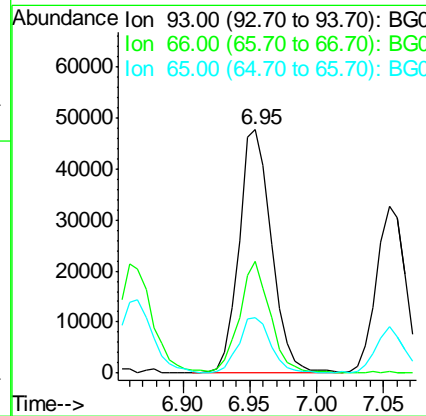
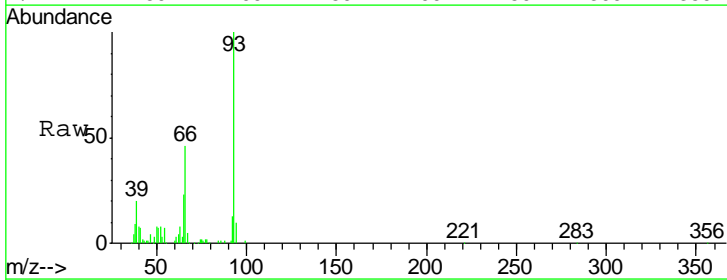
Instrument :
 BNA_G
ClientSampleId :
 SSTDCCC040

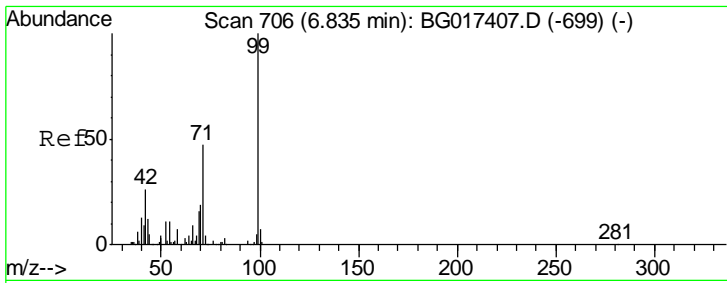
Tgt Ion	Resp	Lower	Upper
112	100		
64	61.9	51.6	77.4
63	38.0	33.3	49.9



#6
 Aniline
 Concen: 37.44 ng
 RT: 6.95 min Scan# 726
 Delta R.T. -0.00 min
 Lab File: BG017488.D
 Acq: 6 Jun 2015 2:06

Tgt Ion	Resp	Lower	Upper
93	100		
66	46.1	34.3	51.5
65	22.7	17.0	25.4

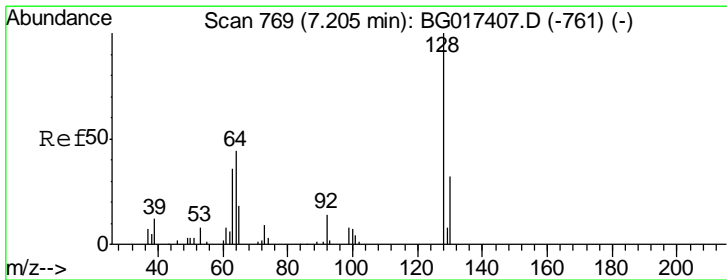
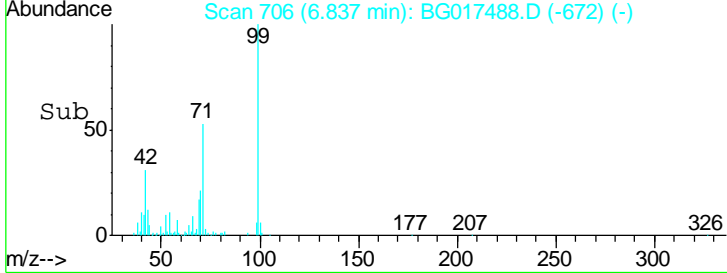
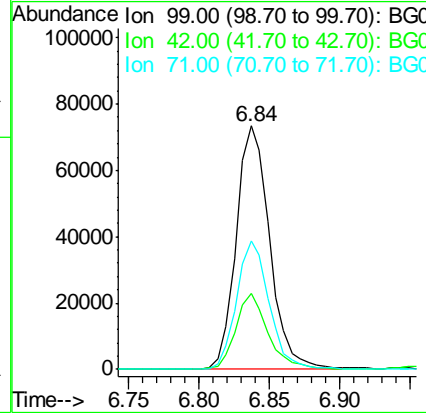
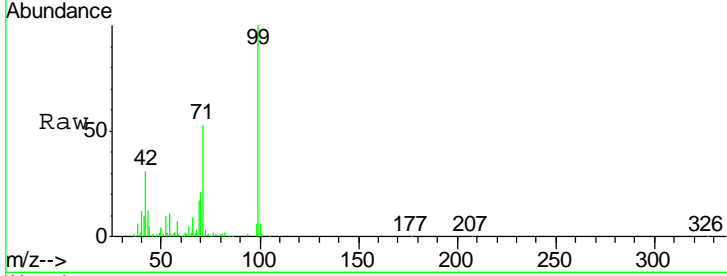




#7
 Phenol-d6
 Concen: 75.68 ng
 RT: 6.84 min Scan# 706
 Delta R.T. -0.00 min
 Lab File: BG017488.D
 Acq: 6 Jun 2015 2:06

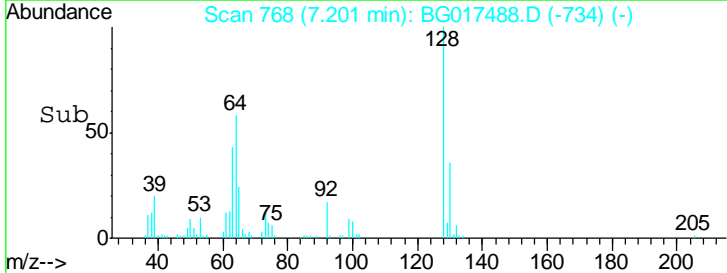
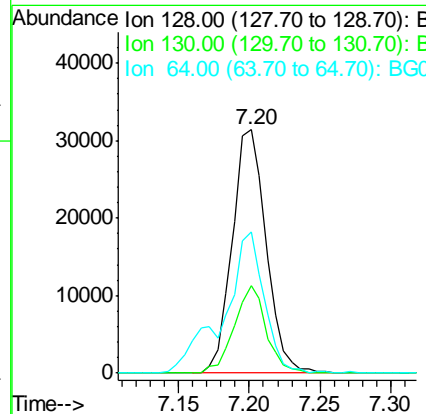
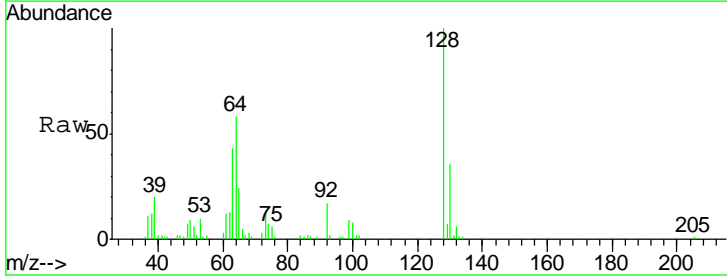
Instrument :
 BNA_G
 ClientSampleId :
 SSTDCCC040

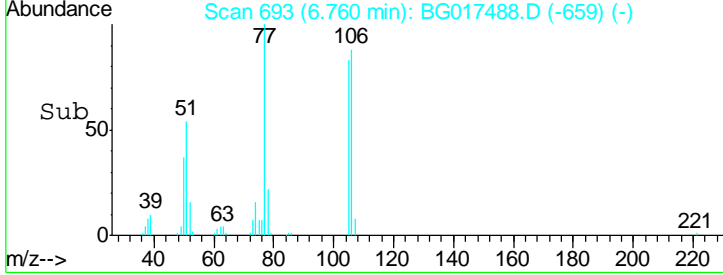
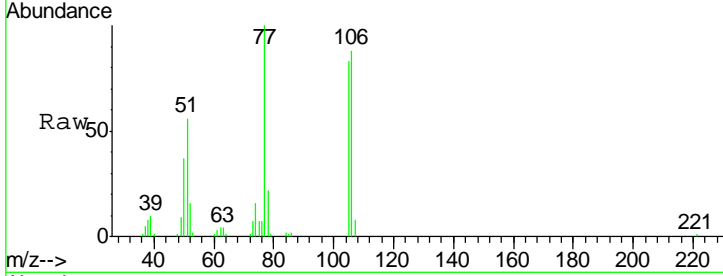
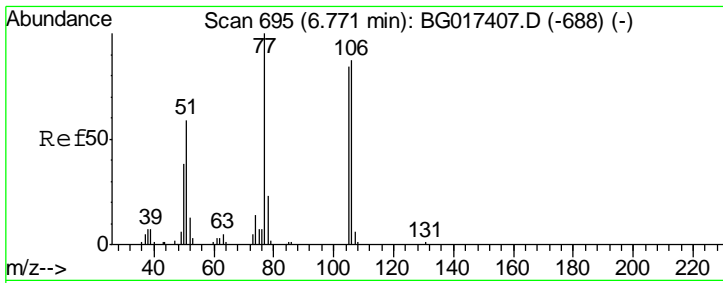
Tgt Ion	Resp	Lower	Upper
99	121093		
42	31.2	21.0	31.6
71	52.9	37.2	55.8



#8
 2-Chlorophenol
 Concen: 37.90 ng
 RT: 7.20 min Scan# 768
 Delta R.T. -0.00 min
 Lab File: BG017488.D
 Acq: 6 Jun 2015 2:06

Tgt Ion	Resp	Lower	Upper
128	52639		
130	36.0	11.7	51.7
64	57.9	32.5	72.5



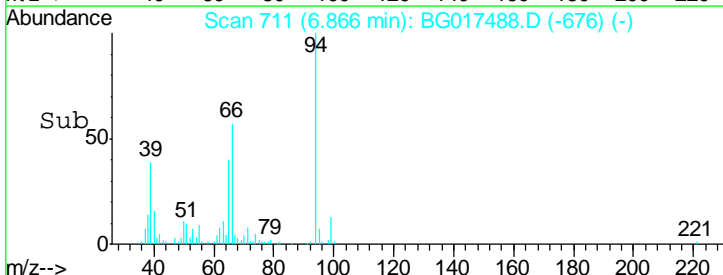
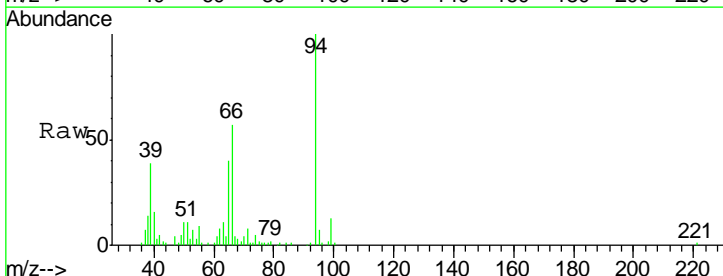
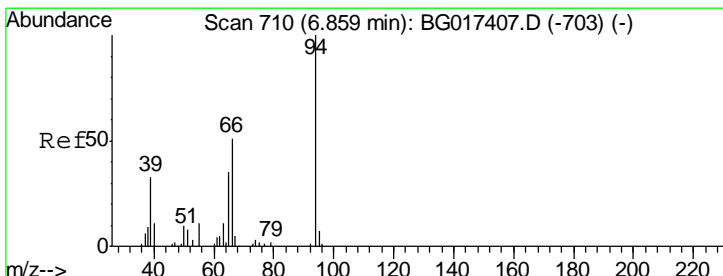
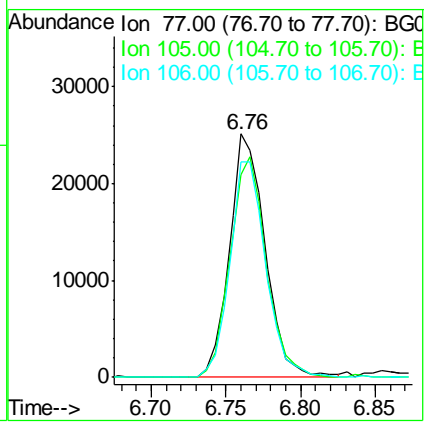


#9
Benzaldehyde
Concen: 38.60 ng
RT: 6.76 min Scan# 693
Delta R.T. -0.00 min
Lab File: BG017488.D
Acq: 6 Jun 2015 2:06

Instrument :
BNA_G
ClientSampled :
SSTDCCC040

Tgt Ion: 77 Resp: 41919

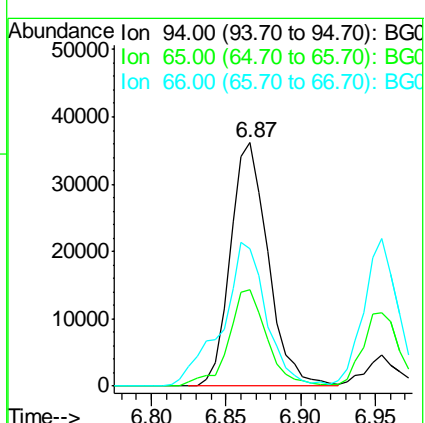
Ion	Ratio	Lower	Upper
77	100		
105	83.5	64.0	104.0
106	88.3	67.2	107.2

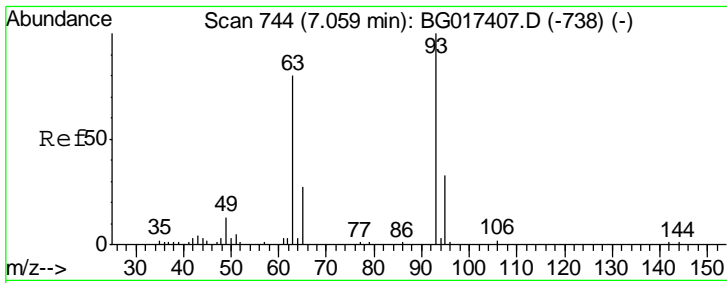


#10
Phenol
Concen: 38.79 ng
RT: 6.87 min Scan# 711
Delta R.T. 0.00 min
Lab File: BG017488.D
Acq: 6 Jun 2015 2:06

Tgt Ion: 94 Resp: 63745

Ion	Ratio	Lower	Upper
94	100		
65	39.7	15.9	55.9
66	56.7	34.9	74.9

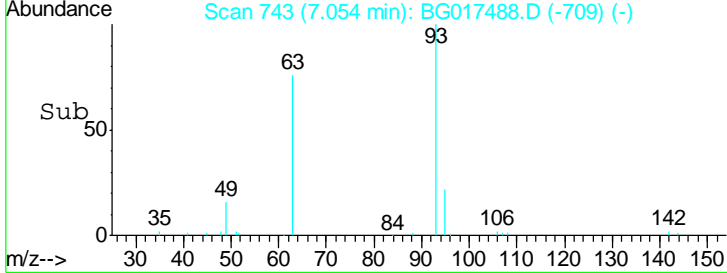
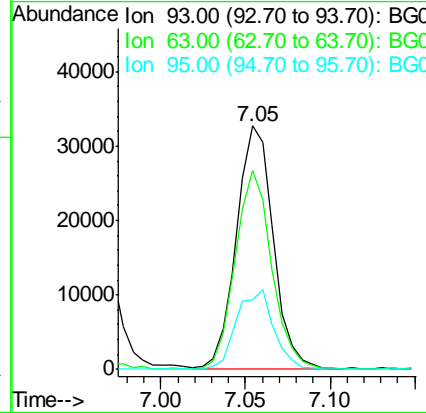
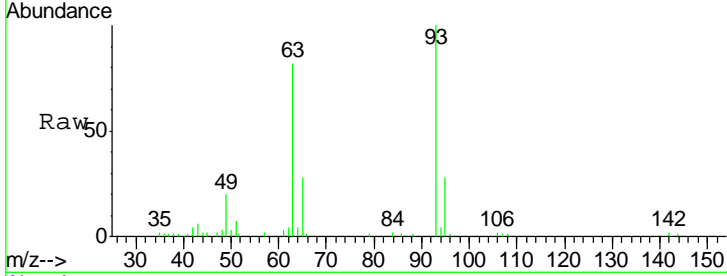




#11
 bis(2-Chloroethyl)ether
 Concen: 39.78 ng
 RT: 7.05 min Scan# 743
 Delta R.T. -0.00 min
 Lab File: BG017488.D
 Acq: 6 Jun 2015 2:06

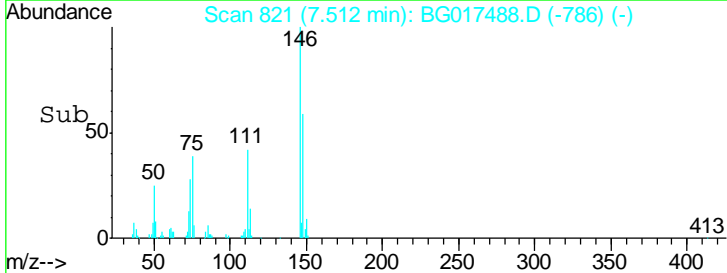
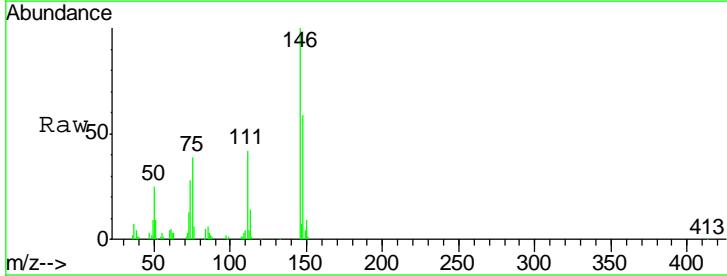
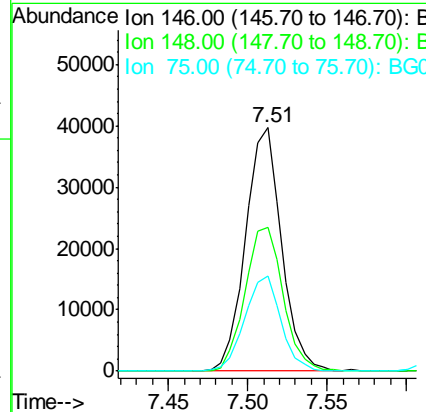
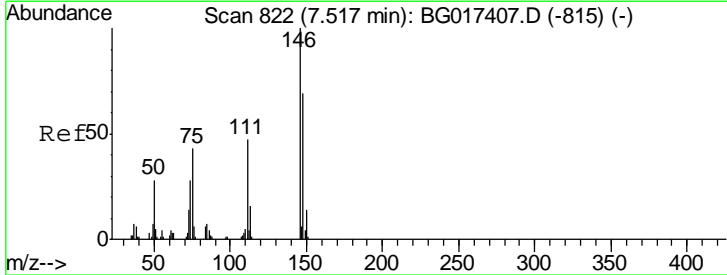
Instrument :
 BNA_G
 ClientSampled :
 SSTDCCC040

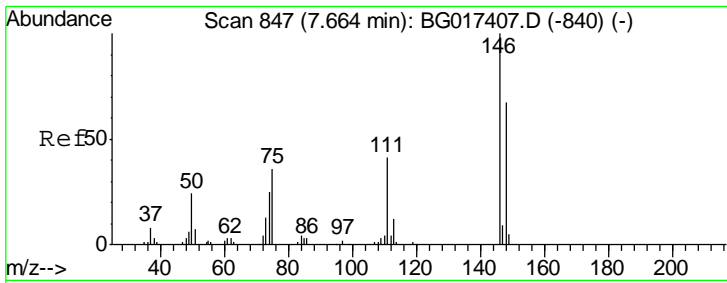
Tgt Ion	Resp	Lower	Upper
93	49817		
93	100		
63	81.7	59.7	99.7
95	28.4	13.2	53.2



#12
 1,3-Dichlorobenzene
 Concen: 40.24 ng
 RT: 7.51 min Scan# 821
 Delta R.T. 0.00 min
 Lab File: BG017488.D
 Acq: 6 Jun 2015 2:06

Tgt Ion	Resp	Lower	Upper
146	62469		
146	100		
148	59.0	55.2	82.8
75	39.0	34.1	51.1

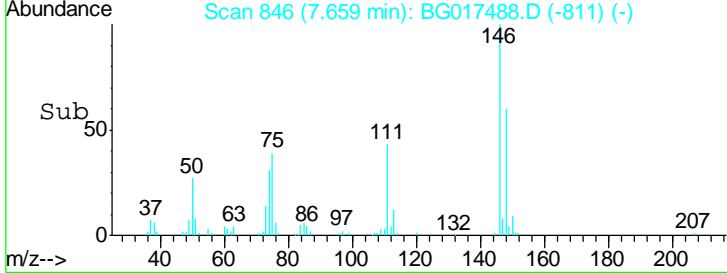
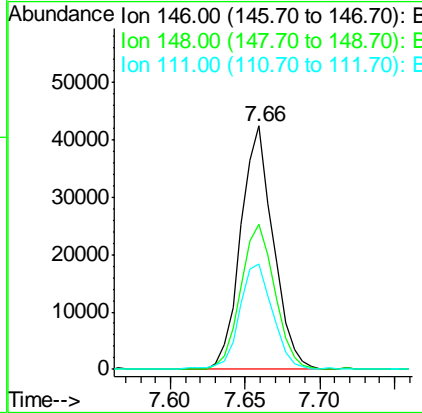
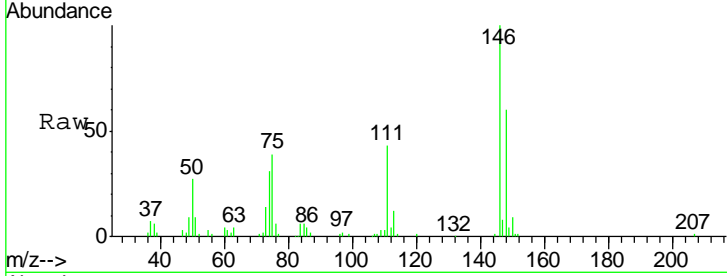




#13
 1,4-Dichlorobenzene
 Concen: 39.32 ng
 RT: 7.66 min Scan# 846
 Delta R.T. 0.00 min
 Lab File: BG017488.D
 Acq: 6 Jun 2015 2:06

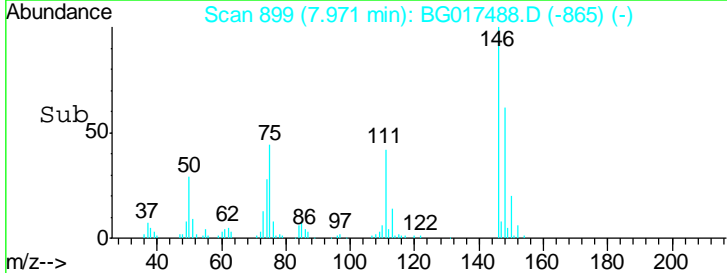
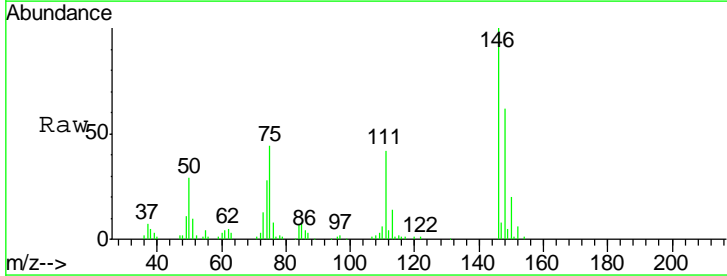
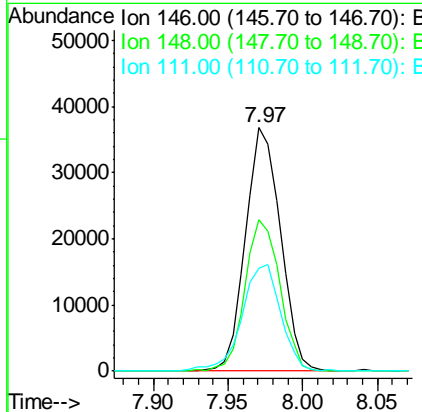
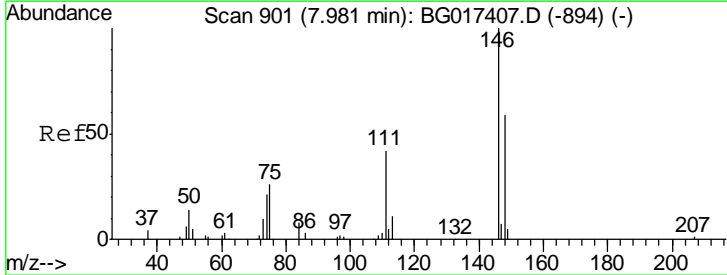
Instrument :
 BNA_G
ClientSampled :
 SSTDCCC040

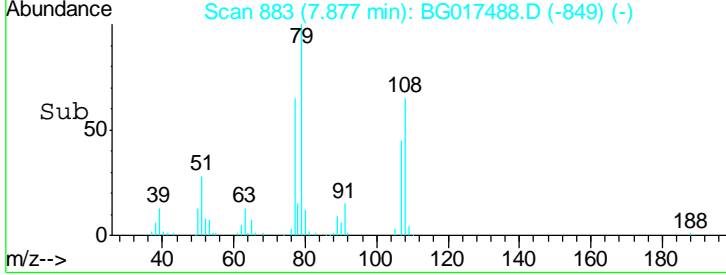
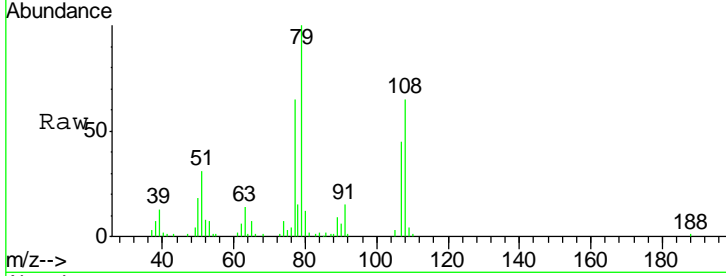
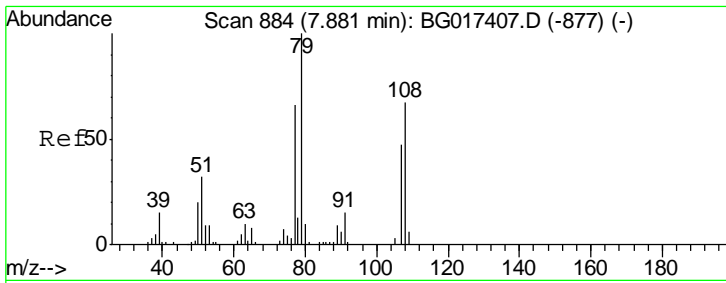
Tgt Ion	Resp	Lower	Upper
146	100		
148	59.8	53.2	79.8
111	43.5	33.2	49.8



#14
 1,2-Dichlorobenzene
 Concen: 38.98 ng
 RT: 7.97 min Scan# 899
 Delta R.T. -0.00 min
 Lab File: BG017488.D
 Acq: 6 Jun 2015 2:06

Tgt Ion	Resp	Lower	Upper
146	100		
148	62.3	46.9	70.3
111	42.2	35.0	52.4

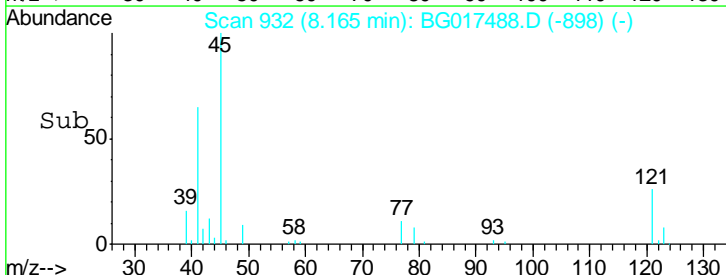
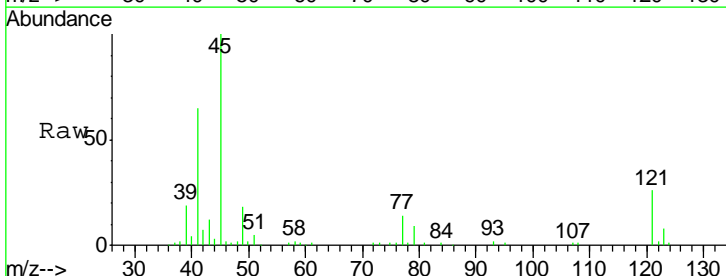
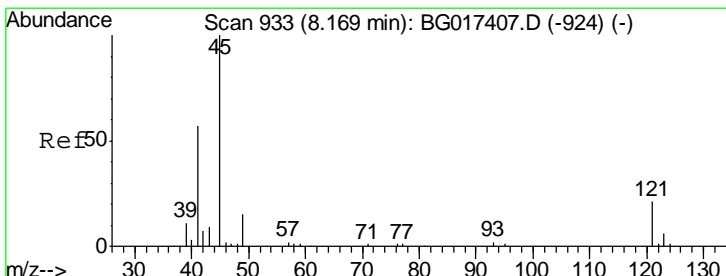
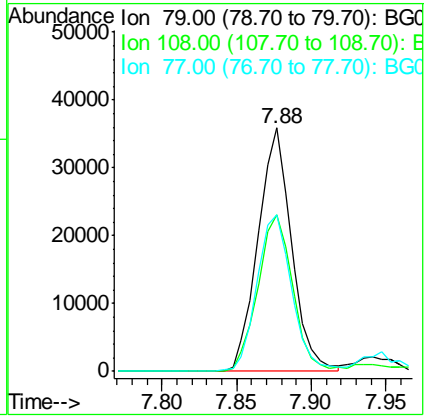




#15
 Benzyl Alcohol
 Concen: 37.29 ng
 RT: 7.88 min Scan# 883
 Delta R.T. -0.00 min
 Lab File: BG017488.D
 Acq: 6 Jun 2015 2:06

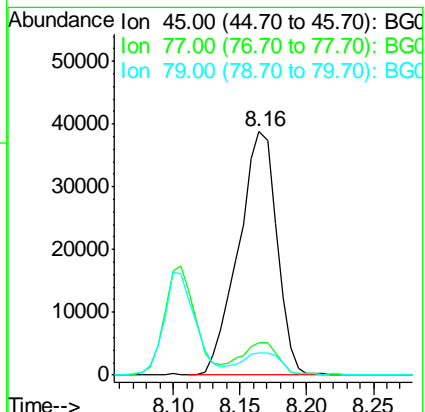
Instrument :
 BNA_G
 ClientSampleId :
 SSTDCCC040

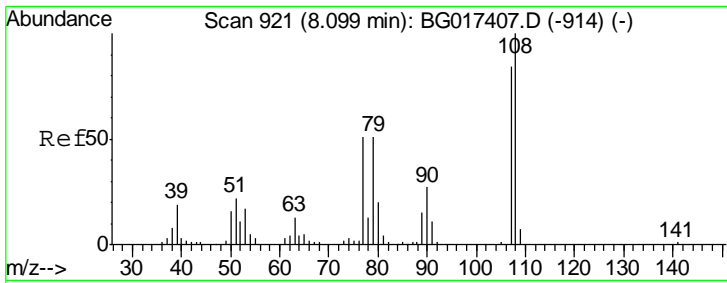
Tgt Ion	Resp	Lower	Upper
79	55547		
108	64.5	53.7	80.5
77	64.6	53.0	79.4



#16
 2,2'-oxybis(1-Chloropropane)
 Concen: 36.59 ng
 RT: 8.16 min Scan# 932
 Delta R.T. -0.00 min
 Lab File: BG017488.D
 Acq: 6 Jun 2015 2:06

Tgt Ion	Resp	Lower	Upper
45	77214		
77	13.5	0.0	33.9
79	9.3	0.0	29.0

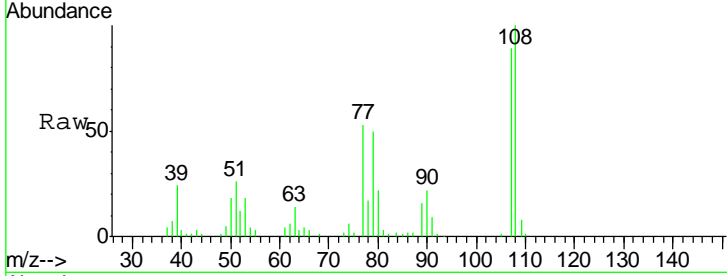




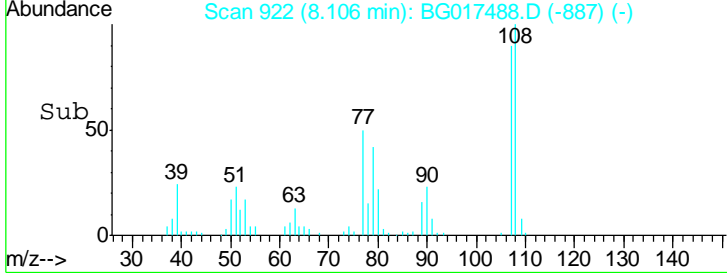
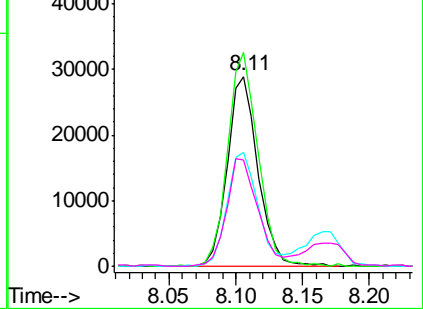
#17
 2-Methylphenol
 Concen: 37.14 ng
 RT: 8.11 min Scan# 922
 Delta R.T. 0.00 min
 Lab File: BG017488.D
 Acq: 6 Jun 2015 2:06

Instrument :
 BNA_G
ClientSampled :
 SSTDCCC040

Tgt Ion	Resp	Lower	Upper
107	100		
108	112.4	95.4	143.0
77	60.1	48.8	73.2
79	56.1	48.2	72.4

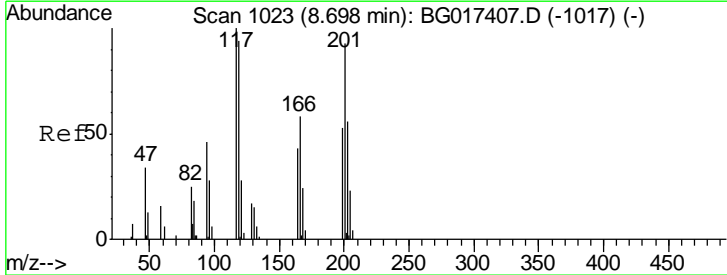


Abundance Ion 107.00 (106.70 to 107.70): E
 Ion 108.00 (107.70 to 108.70): E
 Ion 77.00 (76.70 to 77.70): BGC
 Ion 79.00 (78.70 to 79.70): BGC

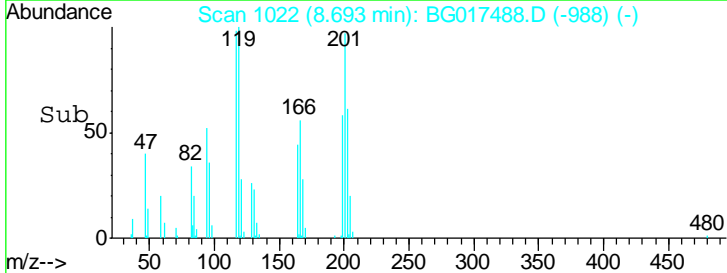
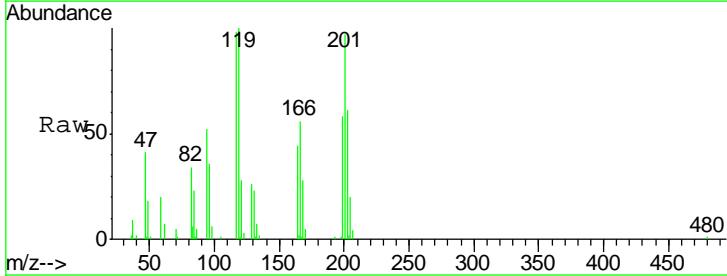
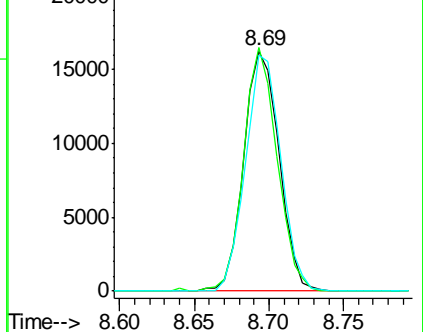


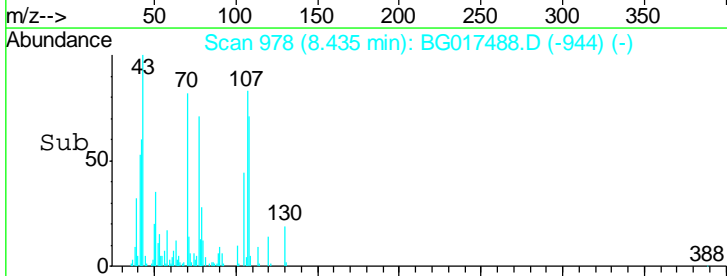
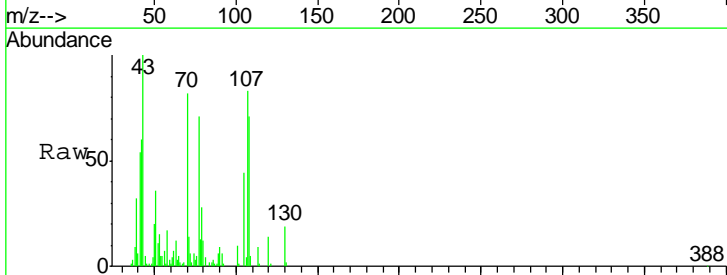
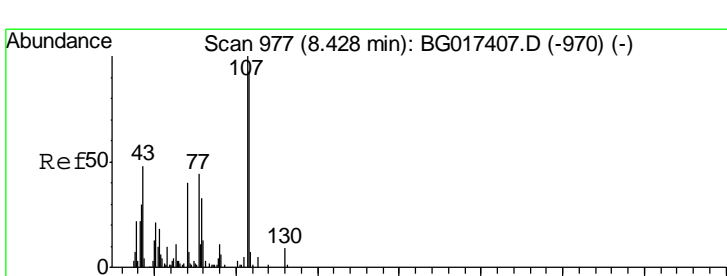
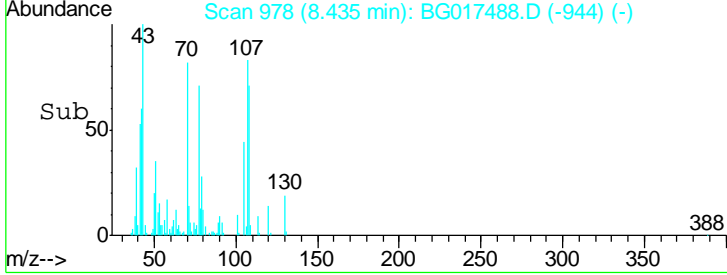
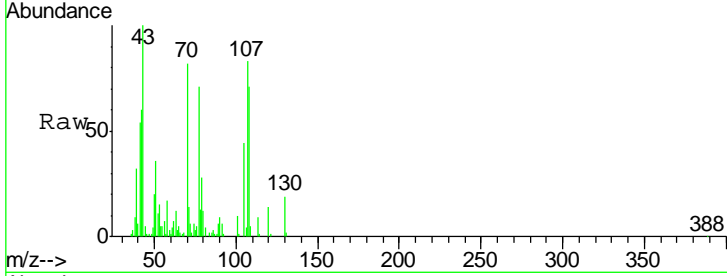
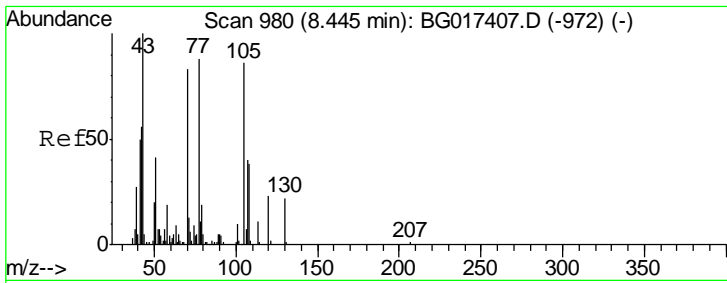
#18
 Hexachloroethane
 Concen: 40.82 ng
 RT: 8.69 min Scan# 1022
 Delta R.T. -0.00 min
 Lab File: BG017488.D
 Acq: 6 Jun 2015 2:06

Tgt Ion	Resp	Lower	Upper
117	100		
119	101.5	75.0	112.4
201	98.3	74.2	111.2



Abundance Ion 117.00 (116.70 to 117.70): E
 Ion 119.00 (118.70 to 119.70): E
 Ion 201.00 (200.70 to 201.70): E

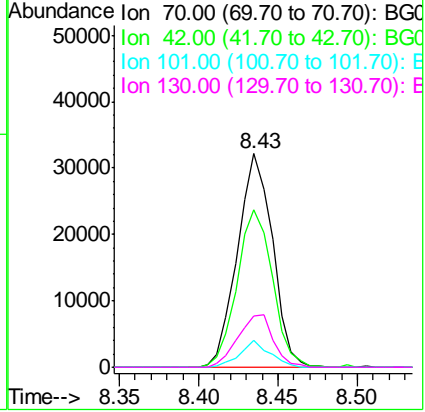




#19
 n-Nitroso-di-n-propylamine
 Concen: 36.44 ng
 RT: 8.43 min Scan# 978
 Delta R.T. -0.00 min
 Lab File: BG017488.D
 Acq: 6 Jun 2015 2:06

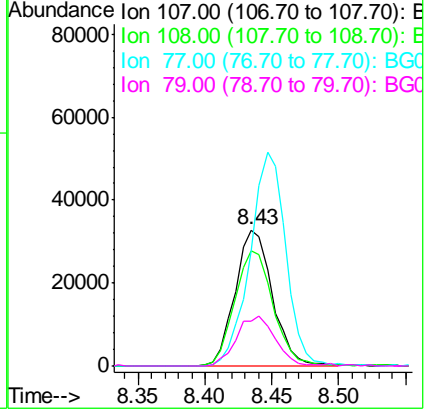
Instrument :
 BNA_G
 ClientSampleId :
 SSTDCCC040

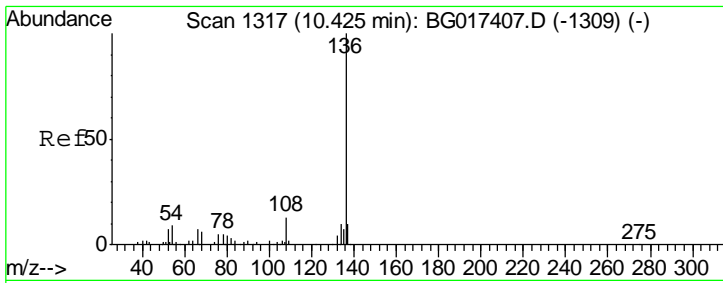
Tgt Ion	Resp	Lower	Upper
70	100		
42	73.8	53.8	80.8
101	12.5	9.5	14.3
130	23.7	21.2	31.8



#20
 3+4-Methylphenols
 Concen: 36.92 ng
 RT: 8.43 min Scan# 978
 Delta R.T. -0.00 min
 Lab File: BG017488.D
 Acq: 6 Jun 2015 2:06

Tgt Ion	Resp	Lower	Upper
107	100		
108	84.8	73.0	113.0
77	84.7	23.9	63.9#
79	33.1	13.4	53.4

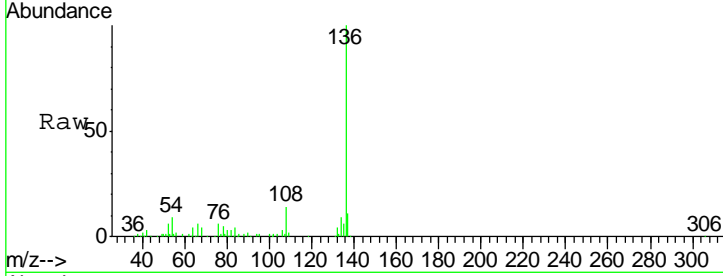




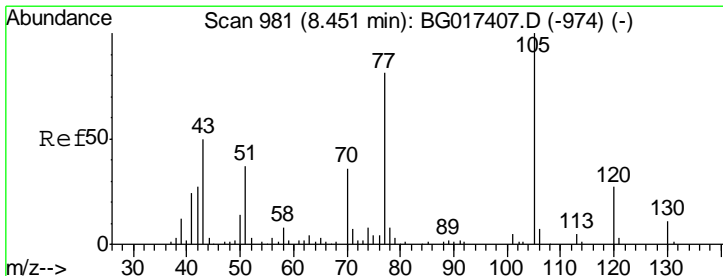
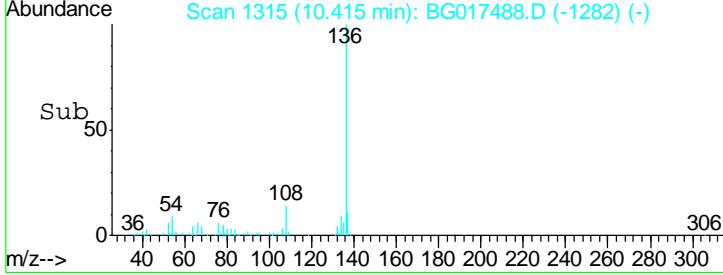
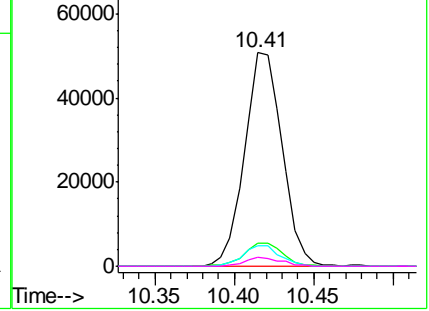
#21
 Naphthalene-d8
 Concen: 20.00 ng
 RT: 10.41 min Scan# 1315
 Delta R.T. -0.01 min
 Lab File: BG017488.D
 Acq: 6 Jun 2015 2:06

Instrument : BNA_G
 ClientSampleId : SSTDCCC040

Tgt Ion	Resp	Lower	Upper
136	100		
137	10.9	7.9	11.9
54	9.4	7.2	10.8
68	4.2	4.5	6.7#

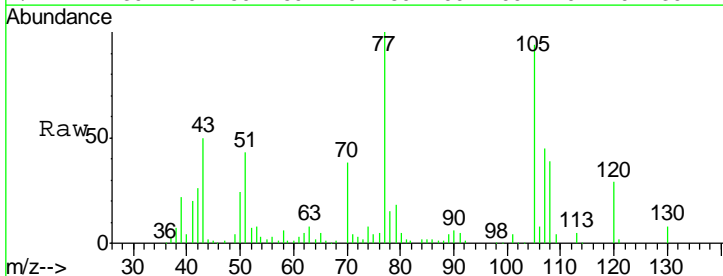


Abundance Ion 136.00 (135.70 to 136.70): E
 Ion 137.00 (136.70 to 137.70): E
 Ion 54.00 (53.70 to 54.70): BGC
 Ion 68.00 (67.70 to 68.70): BGC

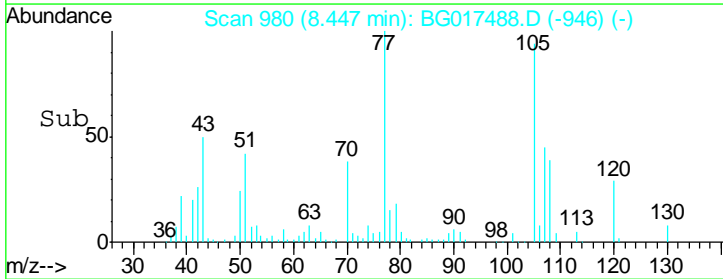
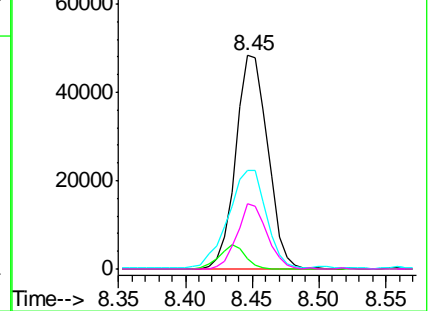


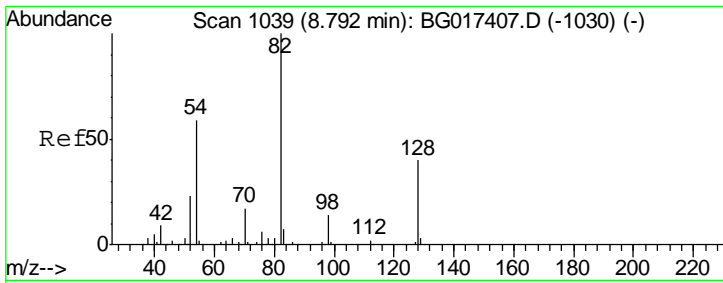
#22
 Acetophenone
 Concen: 39.45 ng
 RT: 8.45 min Scan# 980
 Delta R.T. -0.00 min
 Lab File: BG017488.D
 Acq: 6 Jun 2015 2:06

Tgt Ion	Resp	Lower	Upper
105	100		
71	4.8	5.3	7.9#
51	46.0	32.4	48.6
120	30.4	21.4	32.2



Abundance Ion 105.00 (104.70 to 105.70): E
 Ion 71.00 (70.70 to 71.70): BGC
 Ion 51.00 (50.70 to 51.70): BGC
 Ion 120.00 (119.70 to 120.70): E

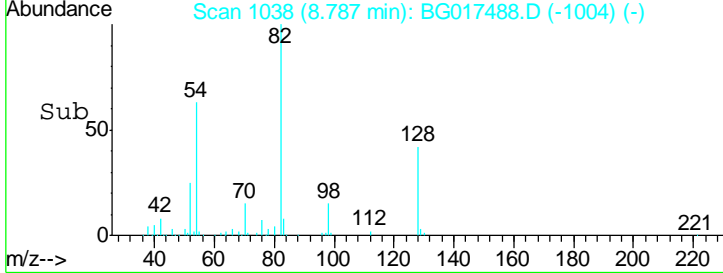
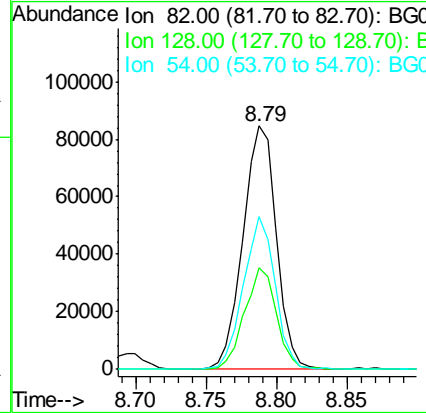
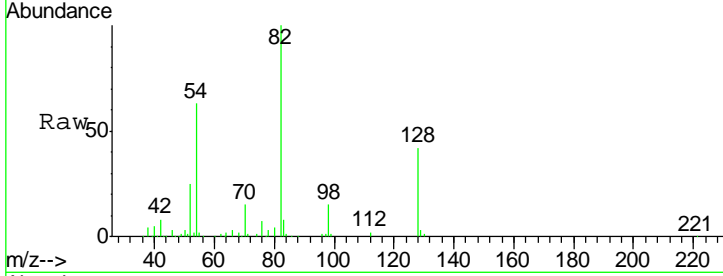




#23
 Nitrobenzene-d5
 Concen: 83.84 ng
 RT: 8.79 min Scan# 1038
 Delta R.T. -0.00 min
 Lab File: BG017488.D
 Acq: 6 Jun 2015 2:06

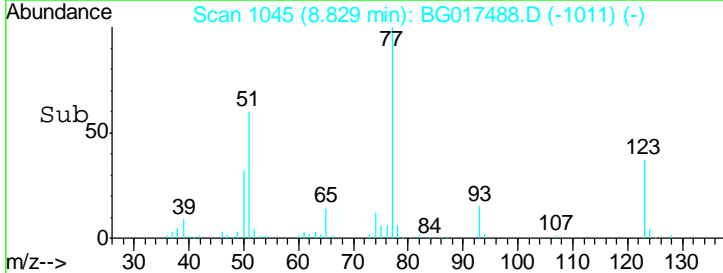
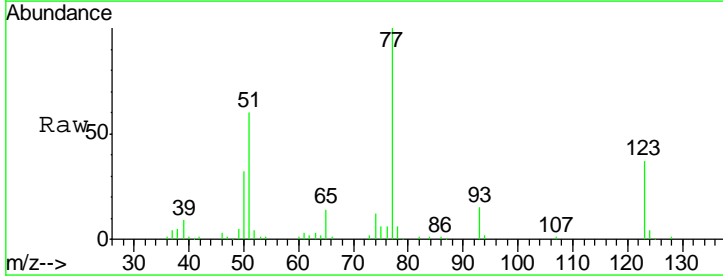
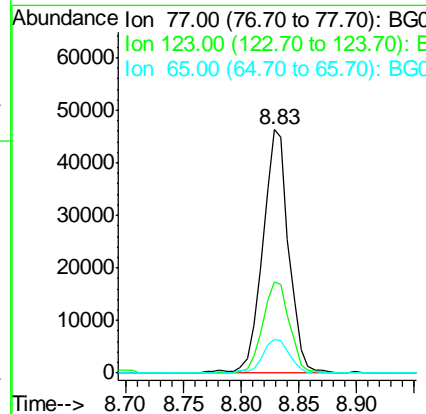
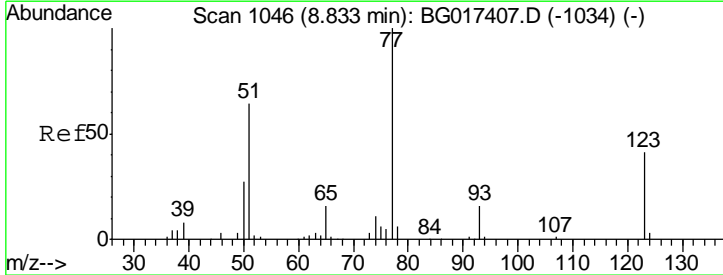
Instrument :
 BNA_G
 ClientSampleId :
 SSTDCCC040

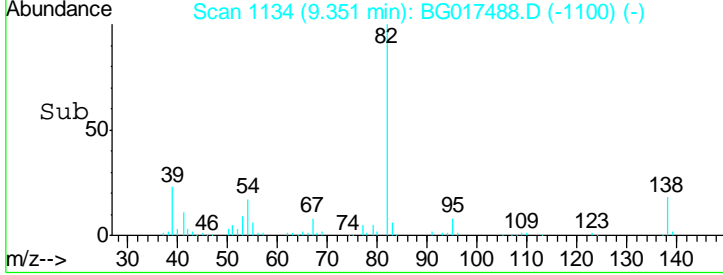
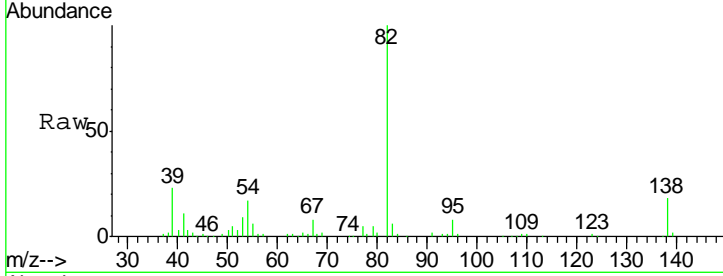
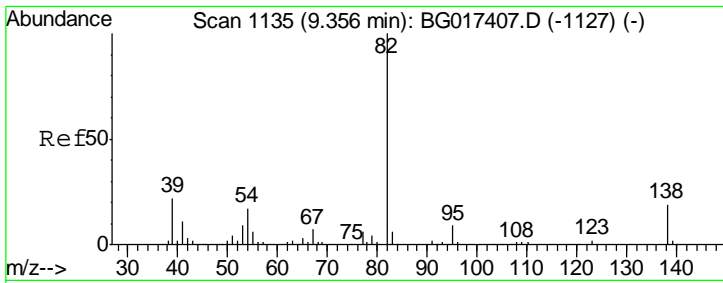
Tgt Ion	Resp	Lower	Upper
82	140303		
128	41.6	32.2	48.4
54	62.5	47.4	71.2



#24
 Nitrobenzene
 Concen: 41.85 ng
 RT: 8.83 min Scan# 1045
 Delta R.T. -0.00 min
 Lab File: BG017488.D
 Acq: 6 Jun 2015 2:06

Tgt Ion	Resp	Lower	Upper
77	72712		
123	37.5	32.6	49.0
65	14.1	12.8	19.2

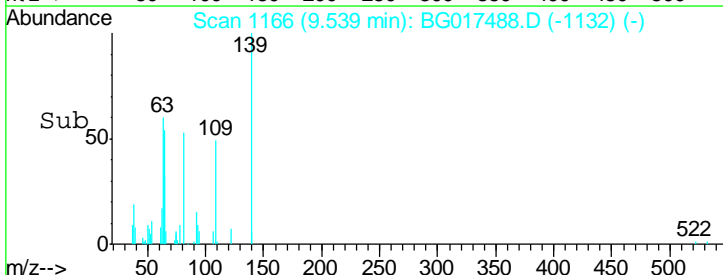
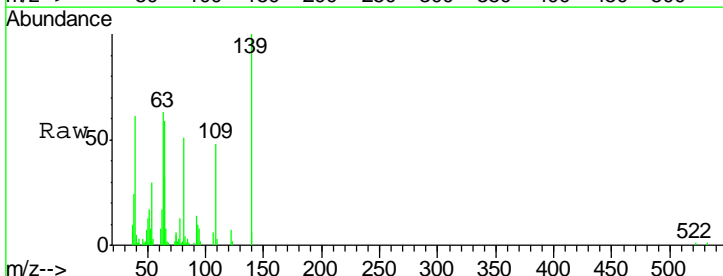
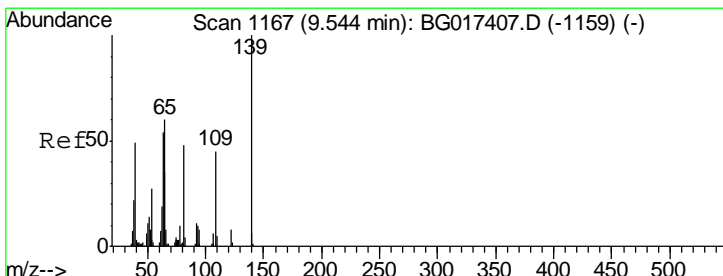
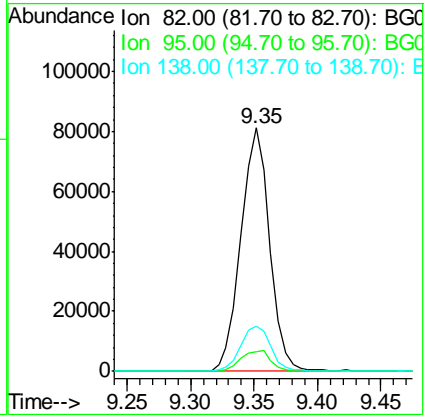




#25
 Isophorone
 Concen: 36.47 ng
 RT: 9.35 min Scan# 1134
 Delta R.T. -0.00 min
 Lab File: BG017488.D
 Acq: 6 Jun 2015 2:06

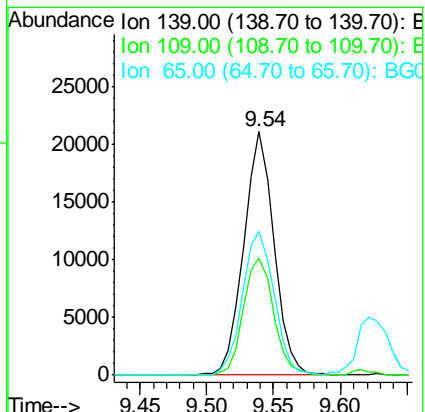
Instrument :
 BNA_G
 ClientSampleId :
 SSTDCCC040

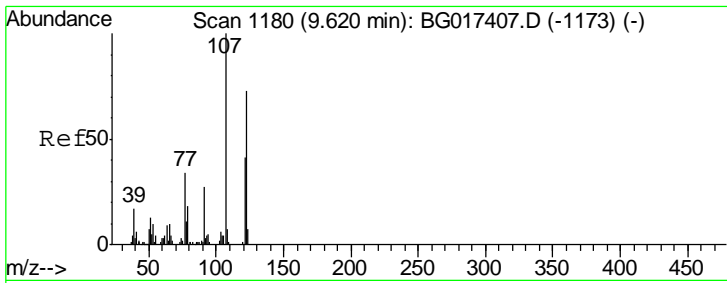
Tgt Ion	Resp	Lower	Upper
82	127664		
95	8.3	7.1	10.7
138	18.3	15.5	23.3



#26
 2-Nitrophenol
 Concen: 40.90 ng
 RT: 9.54 min Scan# 1166
 Delta R.T. -0.00 min
 Lab File: BG017488.D
 Acq: 6 Jun 2015 2:06

Tgt Ion	Resp	Lower	Upper
139	32958		
109	48.1	35.7	53.5
65	58.9	48.3	72.5

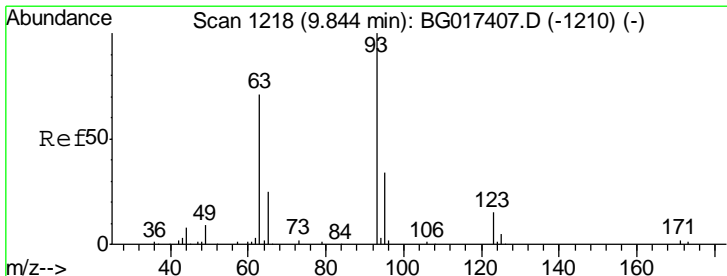
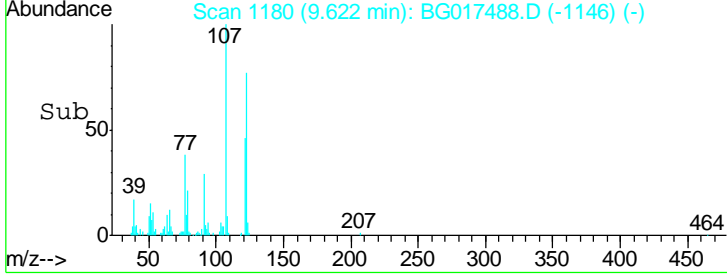
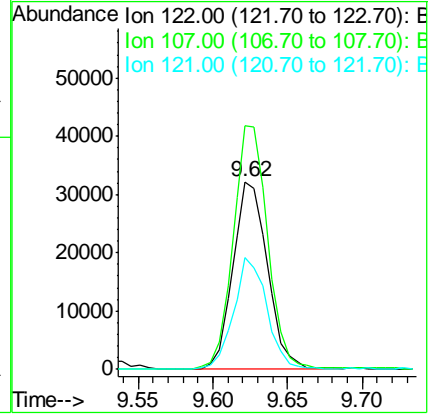
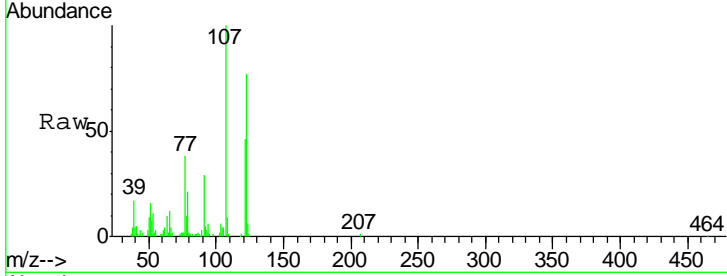




#27
 2,4-Dimethylphenol
 Concen: 39.80 ng
 RT: 9.62 min Scan# 1180
 Delta R.T. -0.00 min
 Lab File: BG017488.D
 Acq: 6 Jun 2015 2:06

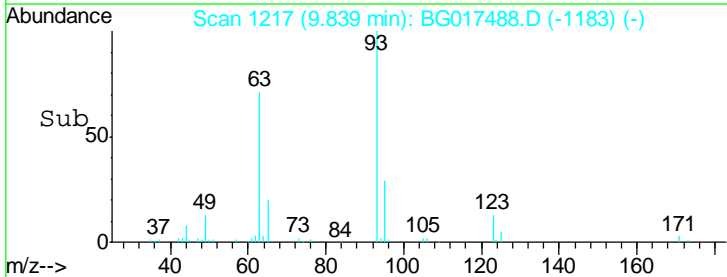
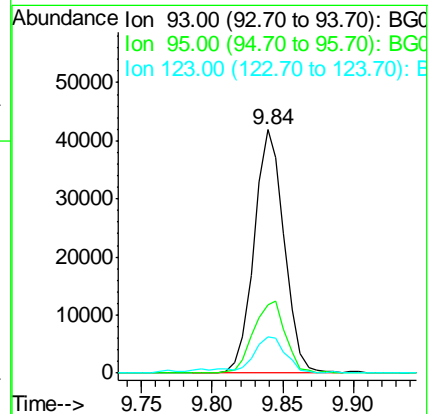
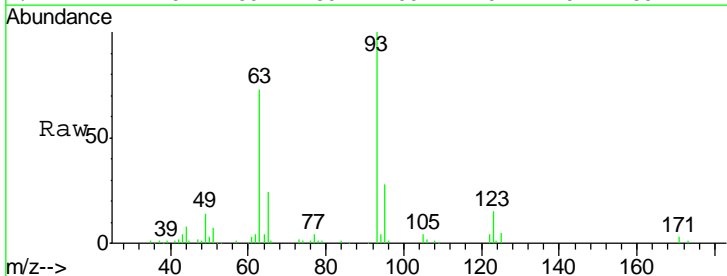
Instrument :
 BNA_G
 ClientSampleId :
 SSTDCCC040

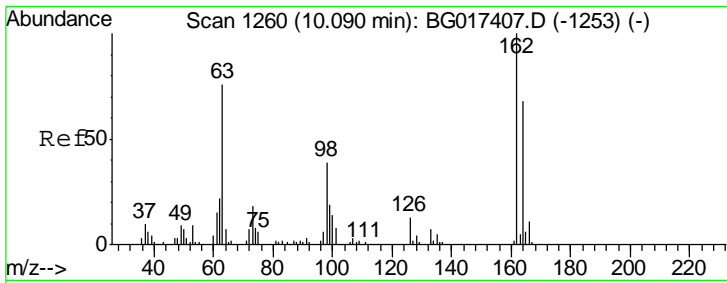
Tgt Ion	Resp	Lower	Upper
122	52139		
107	129.8	109.2	163.8
121	59.5	44.3	66.5



#28
 bis(2-Chloroethoxy)methane
 Concen: 39.28 ng
 RT: 9.84 min Scan# 1217
 Delta R.T. -0.00 min
 Lab File: BG017488.D
 Acq: 6 Jun 2015 2:06

Tgt Ion	Resp	Lower	Upper
93	62817		
95	28.1	27.0	40.6
123	14.8	12.5	18.7

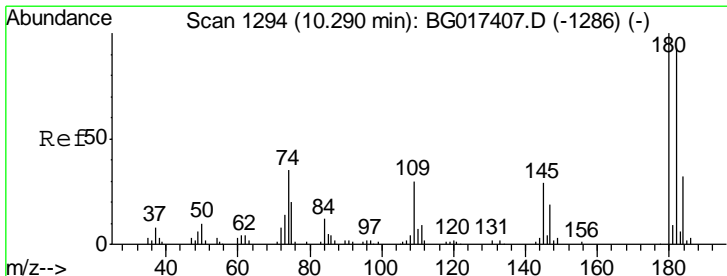
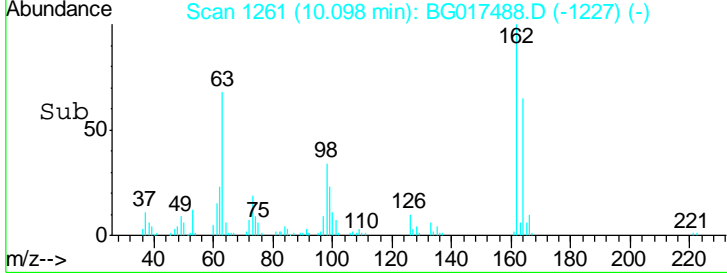
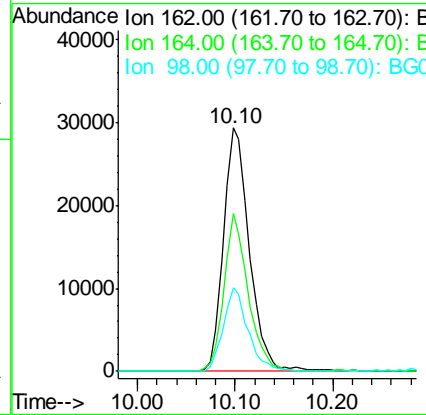
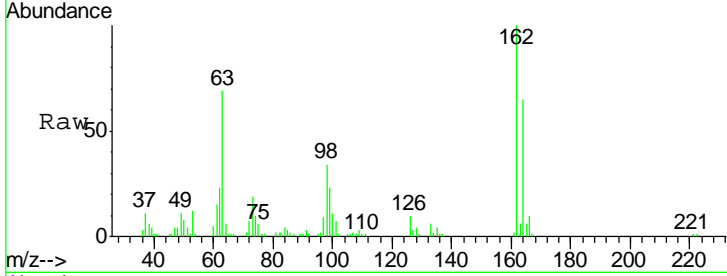




#29
 2,4-Dichlorophenol
 Concen: 42.12 ng
 RT: 10.10 min Scan# 1261
 Delta R.T. -0.00 min
 Lab File: BG017488.D
 Acq: 6 Jun 2015 2:06

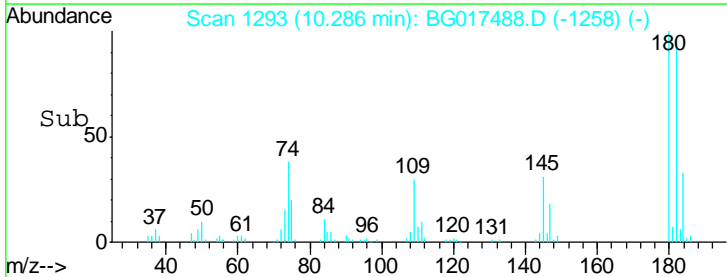
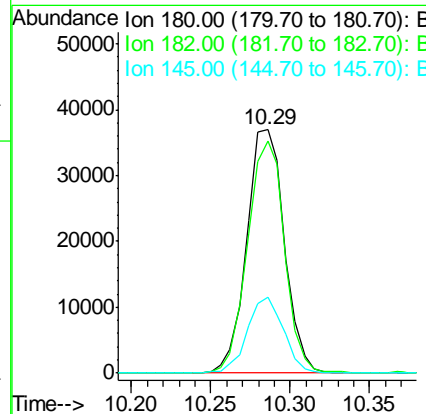
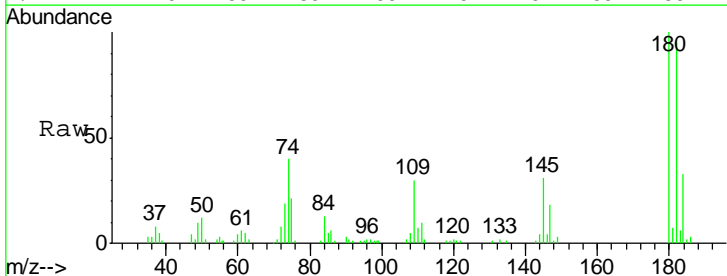
Instrument :
 BNA_G
 ClientSampleId :
 SSTDCCC040

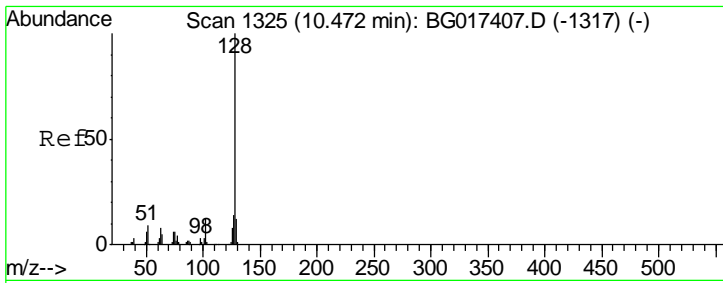
Tgt Ion	Resp	Lower	Upper
162	100		
164	64.9	48.0	88.0
98	34.3	18.9	58.9



#30
 1,2,4-Trichlorobenzene
 Concen: 40.61 ng
 RT: 10.29 min Scan# 1293
 Delta R.T. 0.00 min
 Lab File: BG017488.D
 Acq: 6 Jun 2015 2:06

Tgt Ion	Resp	Lower	Upper
180	100		
182	95.2	74.5	111.7
145	31.0	23.5	35.3

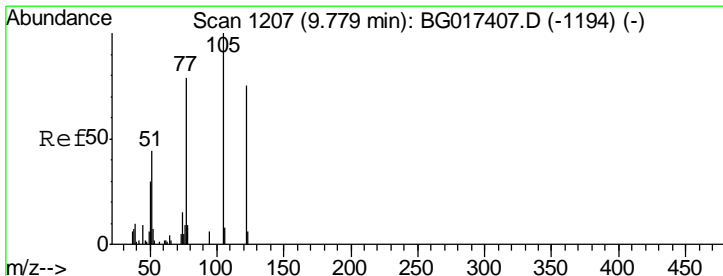
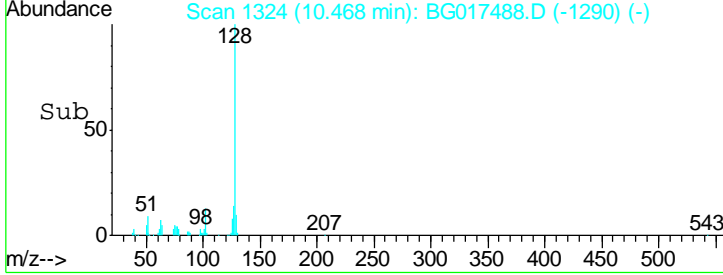
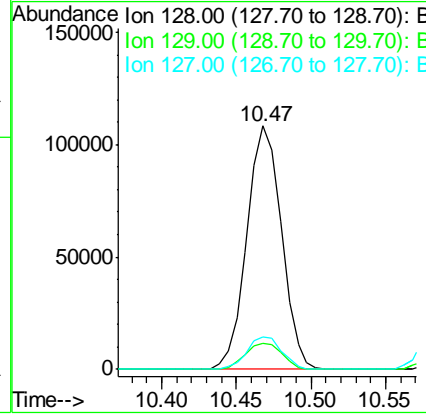
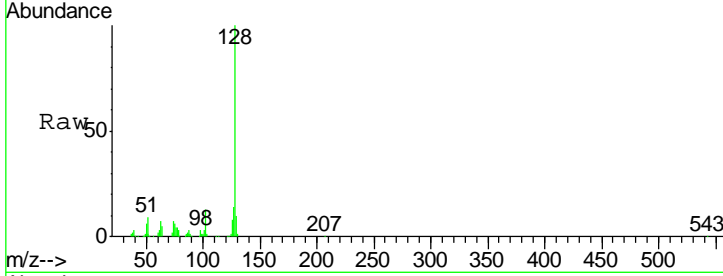




#31
 Naphthalene
 Concen: 39.86 ng
 RT: 10.47 min Scan# 1324
 Delta R.T. -0.00 min
 Lab File: BG017488.D
 Acq: 6 Jun 2015 2:06

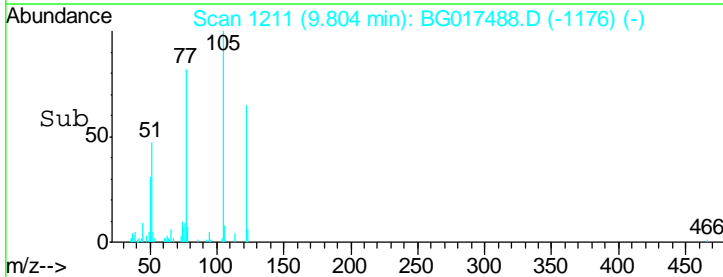
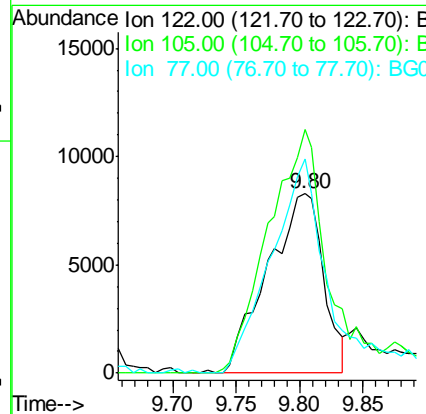
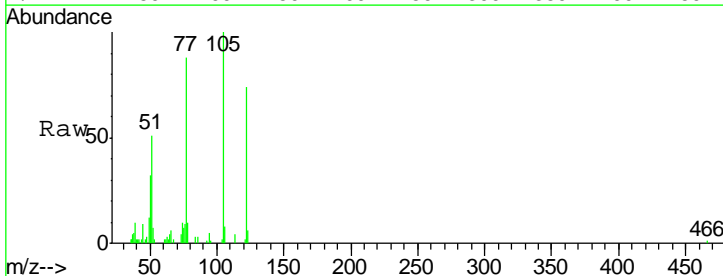
Instrument :
 BNA_G
 ClientSampleId :
 SSTDCCC040

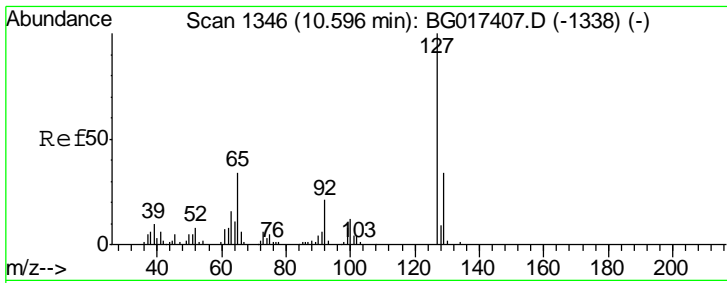
Tgt Ion	Resp	Lower	Upper
128	173993		
129	10.4	9.2	13.8
127	13.6	10.9	16.3



#32
 Benzoic acid
 Concen: 30.68 ng
 RT: 9.80 min Scan# 1211
 Delta R.T. 0.00 min
 Lab File: BG017488.D
 Acq: 6 Jun 2015 2:06

Tgt Ion	Resp	Lower	Upper
122	25413		
105	135.8	113.5	153.5
77	119.3	85.2	125.2

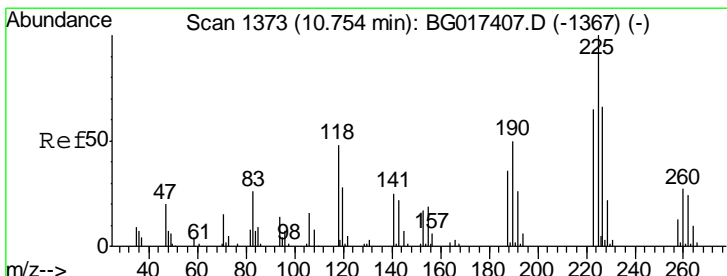
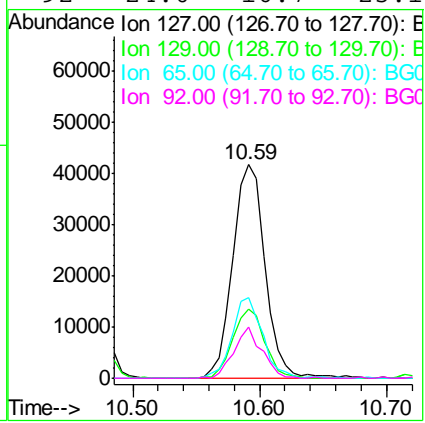
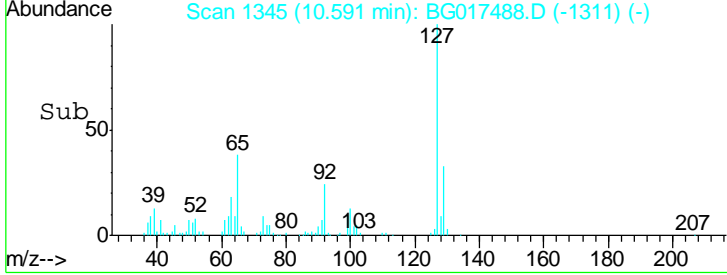
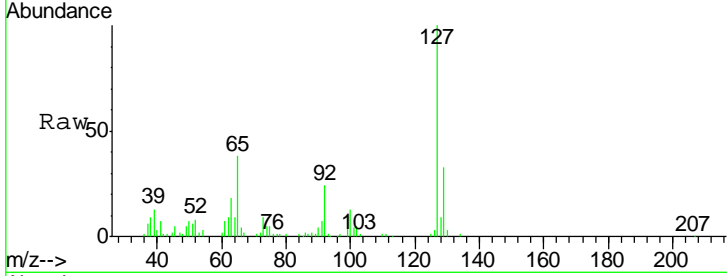




#33
 4-Chloroaniline
 Concen: 37.90 ng
 RT: 10.59 min Scan# 1345
 Delta R.T. -0.00 min
 Lab File: BG017488.D
 Acq: 6 Jun 2015 2:06

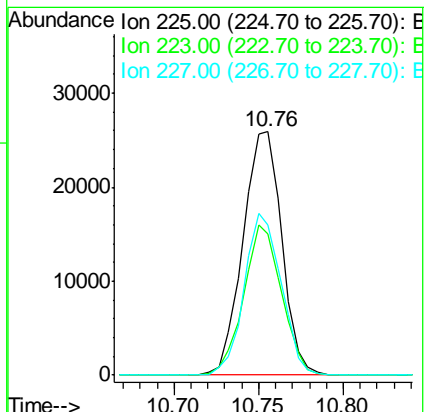
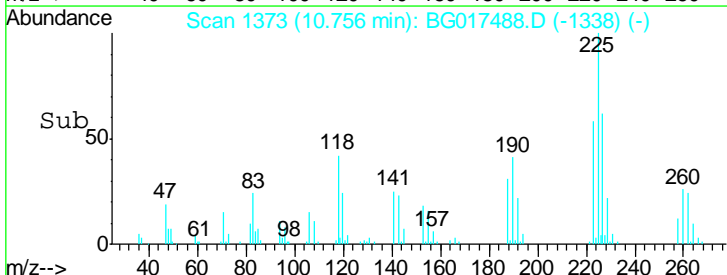
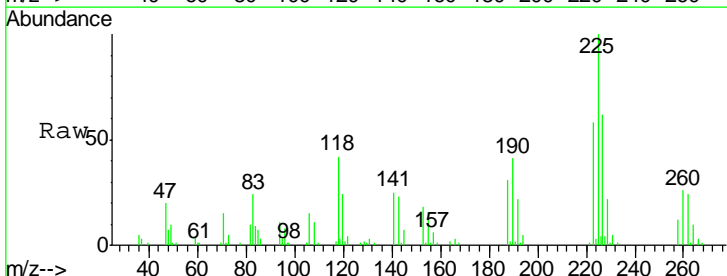
Instrument :
 BNA_G
 ClientSampleId :
 SSTDCCC040

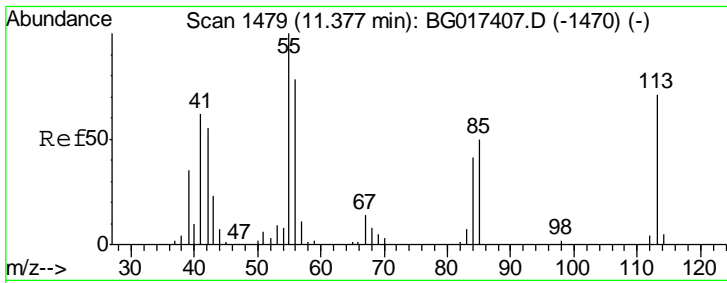
Tgt Ion	Resp	Lower	Upper
127	100		
129	32.5	27.1	40.7
65	37.7	27.6	41.4
92	24.0	16.7	25.1



#34
 Hexachlorobutadiene
 Concen: 42.29 ng
 RT: 10.76 min Scan# 1373
 Delta R.T. 0.00 min
 Lab File: BG017488.D
 Acq: 6 Jun 2015 2:06

Tgt Ion	Resp	Lower	Upper
225	100		
223	61.3	52.2	78.2
227	61.6	52.6	78.8

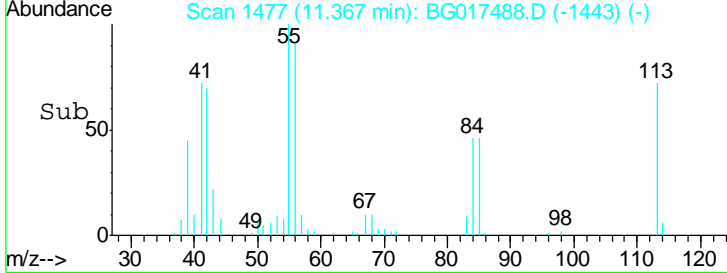
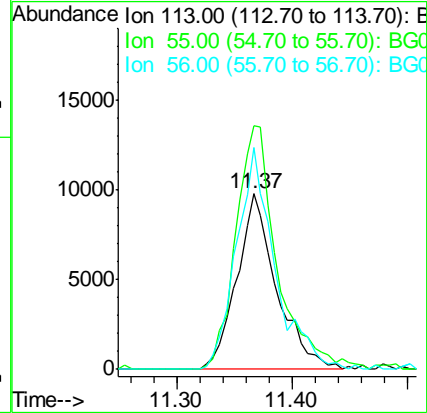
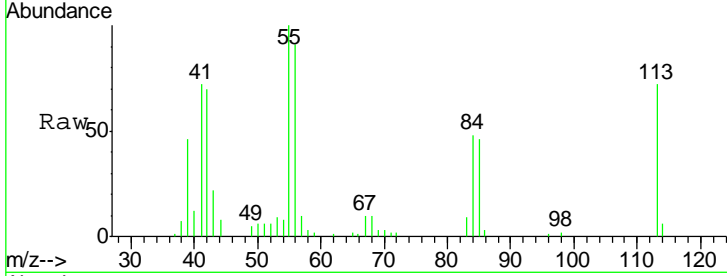




#35
 Caprolactam
 Concen: 33.14 ng
 RT: 11.37 min Scan# 1477
 Delta R.T. -0.00 min
 Lab File: BG017488.D
 Acq: 6 Jun 2015 2:06

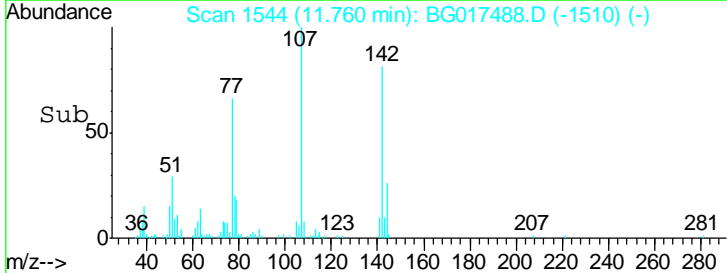
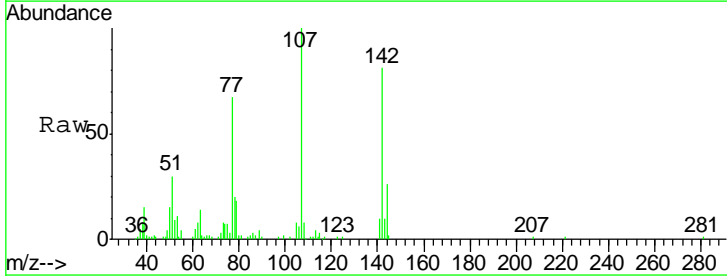
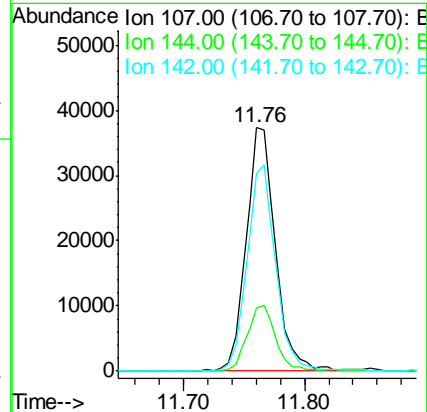
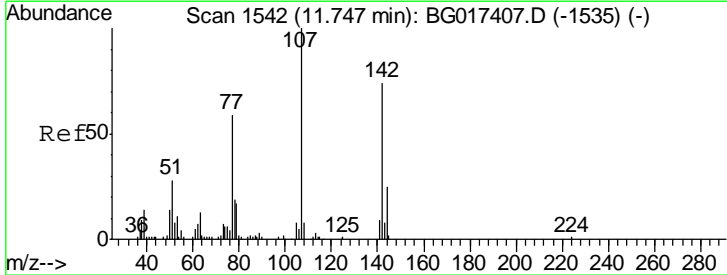
Instrument :
 BNA_G
 ClientSampled :
 SSTDCCC040

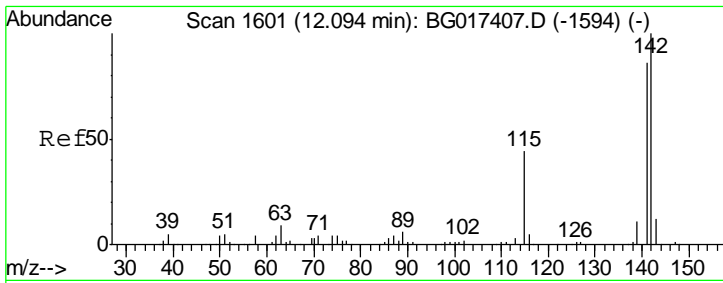
Tgt Ion	Resp	Lower	Upper
113	100		
55	138.9	121.6	161.6
56	126.9	89.8	129.8



#36
 4-Chloro-3-methylphenol
 Concen: 37.93 ng
 RT: 11.76 min Scan# 1544
 Delta R.T. -0.00 min
 Lab File: BG017488.D
 Acq: 6 Jun 2015 2:06

Tgt Ion	Resp	Lower	Upper
107	100		
144	26.1	19.8	29.8
142	81.3	59.0	88.4



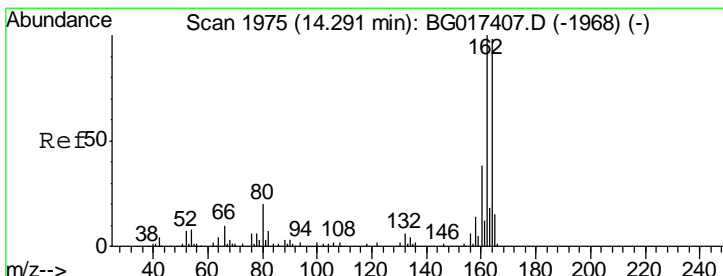
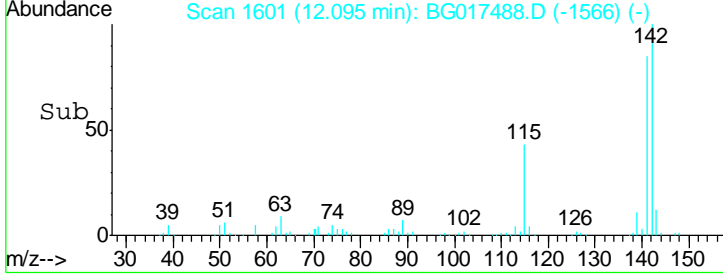
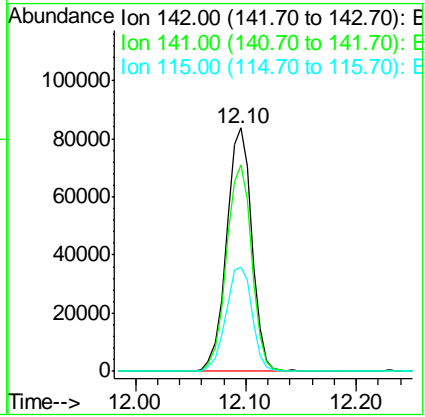
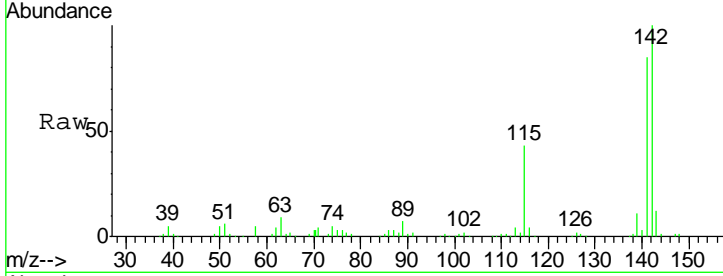


#37
 2-Methylnaphthalene
 Concen: 40.04 ng
 RT: 12.10 min Scan# 1601
 Delta R.T. 0.00 min
 Lab File: BG017488.D
 Acq: 6 Jun 2015 2:06

Instrument :
 BNA_G
 ClientSampled :
 SSTDCCC040

Tgt Ion:142 Resp: 134354

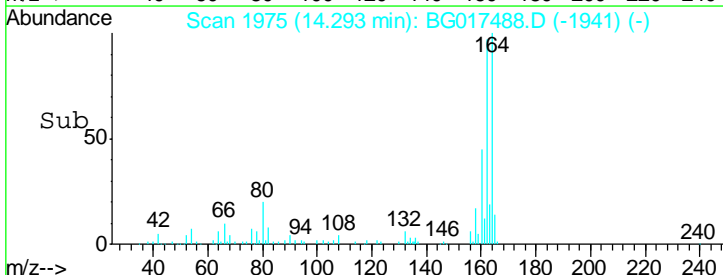
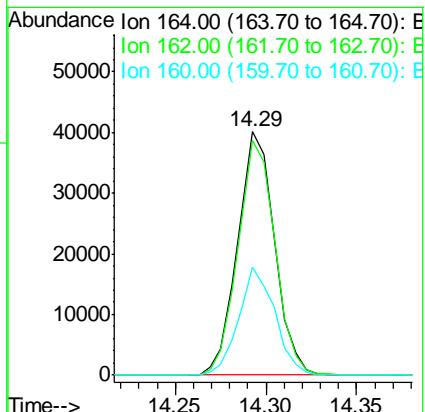
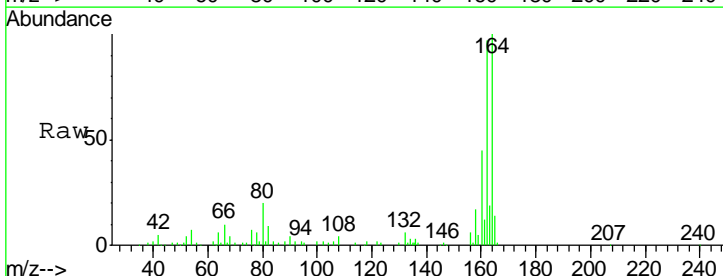
Ion	Ratio	Lower	Upper
142	100		
141	85.0	68.6	102.8
115	42.9	35.3	52.9

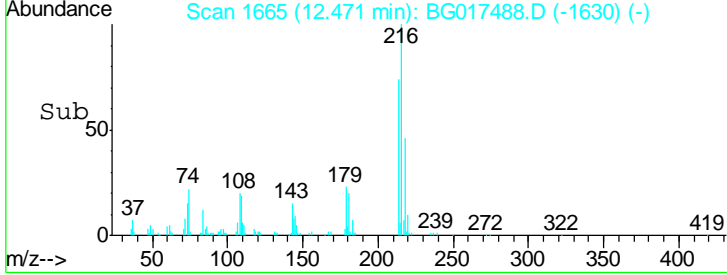
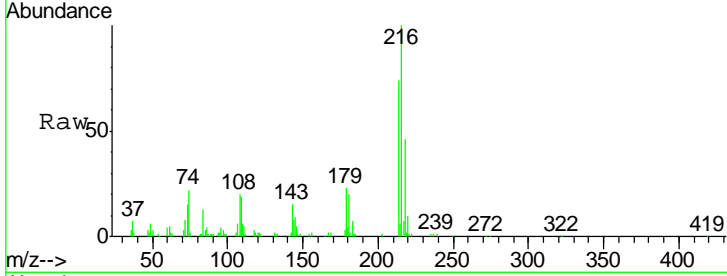
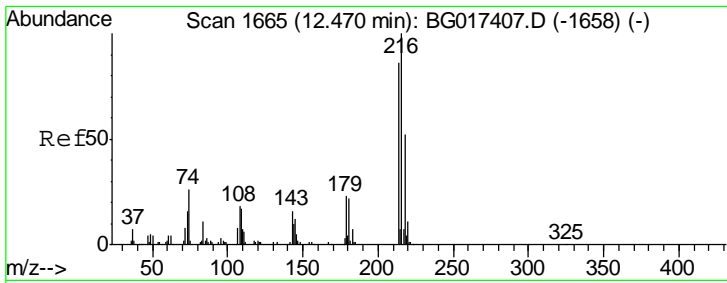


#38
 Acenaphthene-d10
 Concen: 20.00 ng
 RT: 14.29 min Scan# 1975
 Delta R.T. -0.00 min
 Lab File: BG017488.D
 Acq: 6 Jun 2015 2:06

Tgt Ion:164 Resp: 56786

Ion	Ratio	Lower	Upper
164	100		
162	96.6	81.8	122.6
160	44.6	31.0	46.4

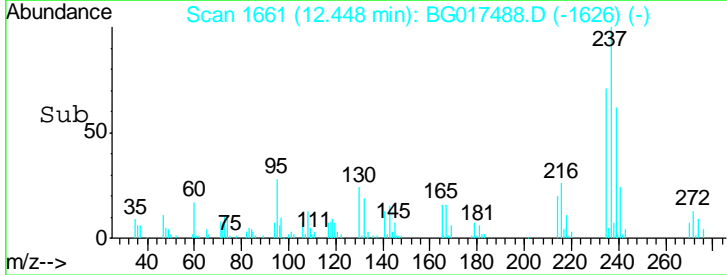
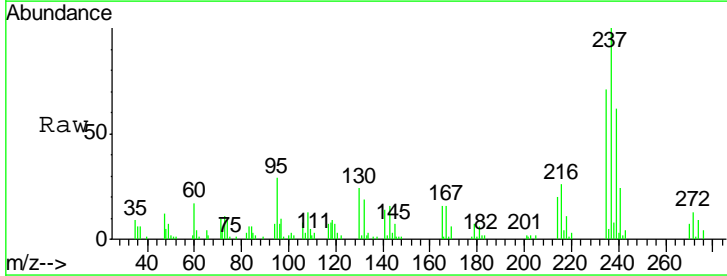
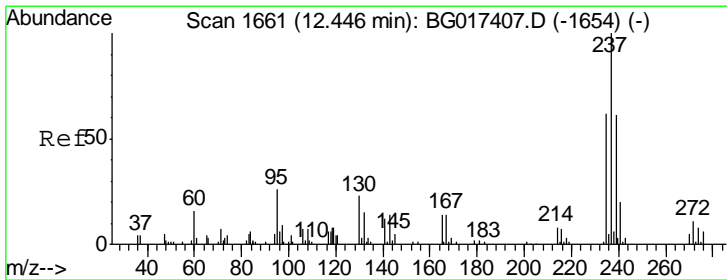
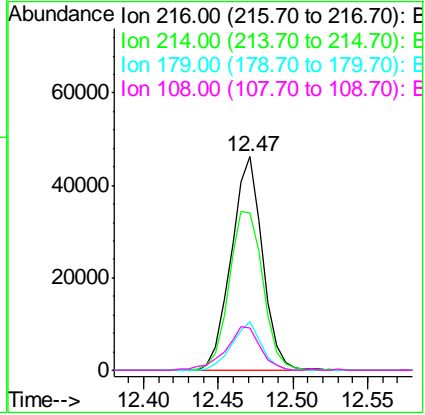




#39
 1,2,4,5-Tetrachlorobenzene
 Concen: 39.00 ng
 RT: 12.47 min Scan# 1665
 Delta R.T. 0.00 min
 Lab File: BG017488.D
 Acq: 6 Jun 2015 2:06

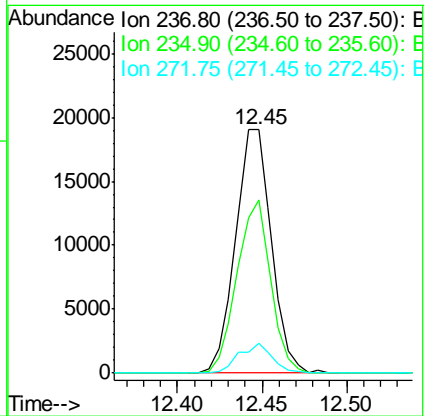
Instrument :
 BNA_G
 ClientSampleId :
 SSTDCCC040

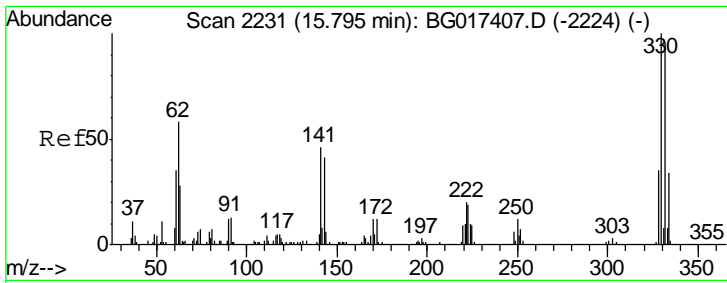
Tgt Ion	Resp	Lower	Upper
216	67394		
214	80.8	66.5	99.7
179	21.4	17.3	25.9
108	22.6	18.5	27.7



#40
 Hexachlorocyclopentadiene
 Concen: 32.06 ng
 RT: 12.45 min Scan# 1661
 Delta R.T. 0.00 min
 Lab File: BG017488.D
 Acq: 6 Jun 2015 2:06

Tgt Ion	Resp	Lower	Upper
237	28142		
235	71.2	42.3	82.3
272	12.5	0.0	31.2

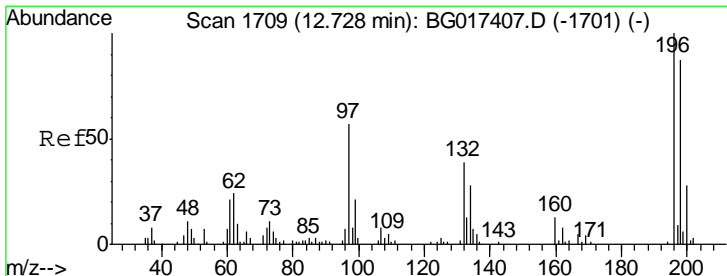
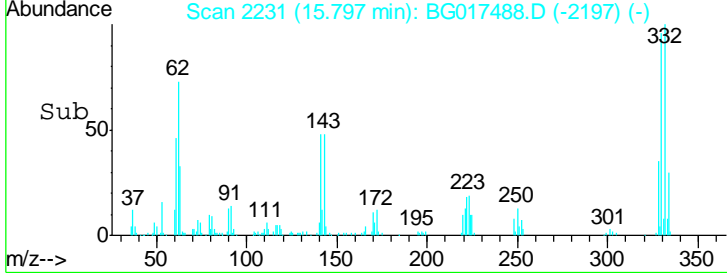
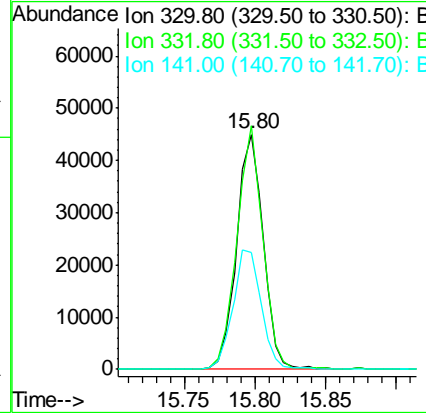
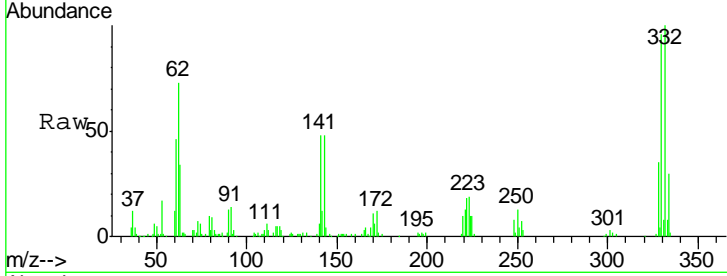




#41
 2,4,6-Tribromophenol
 Concen: 74.91 ng
 RT: 15.80 min Scan# 2231
 Delta R.T. -0.00 min
 Lab File: BG017488.D
 Acq: 6 Jun 2015 2:06

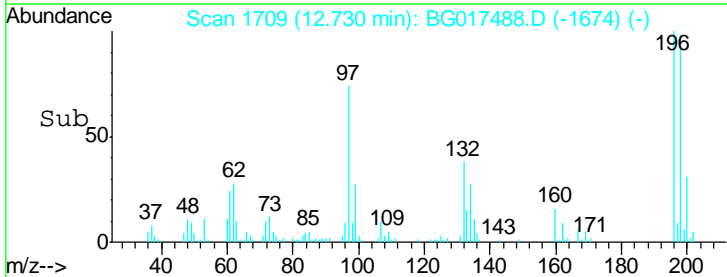
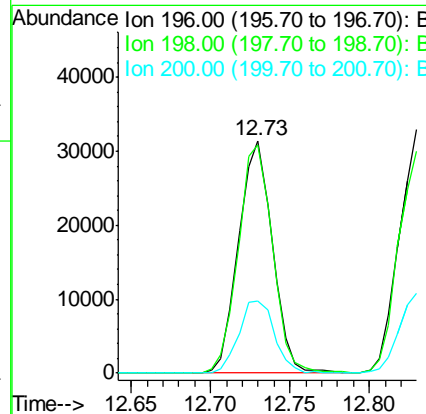
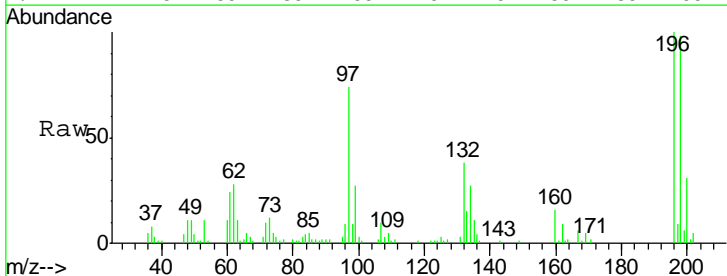
Instrument :
 BNA_G
 ClientSampleId :
 SSTDCCC040

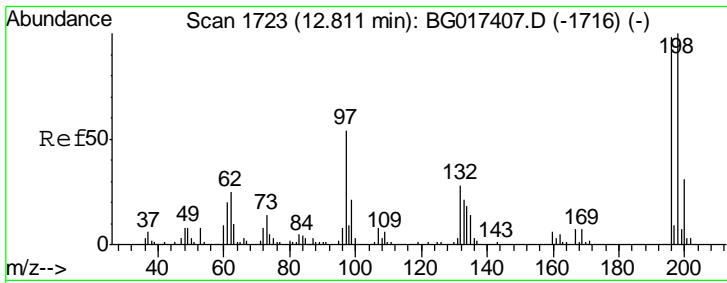
Tgt Ion	Resp	Lower	Upper
330	100		
332	101.4	75.9	113.9
141	54.0	40.2	60.4



#42
 2,4,6-Trichlorophenol
 Concen: 37.62 ng
 RT: 12.73 min Scan# 1709
 Delta R.T. 0.00 min
 Lab File: BG017488.D
 Acq: 6 Jun 2015 2:06

Tgt Ion	Resp	Lower	Upper
196	100		
198	98.1	69.9	104.9
200	30.8	22.7	34.1

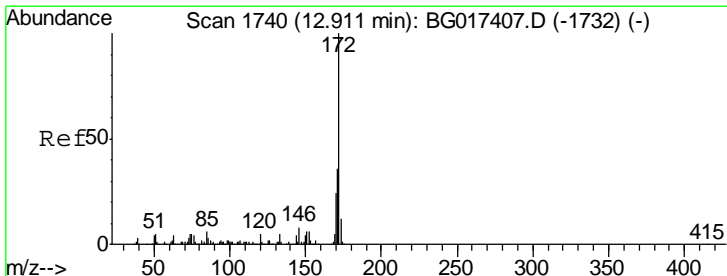
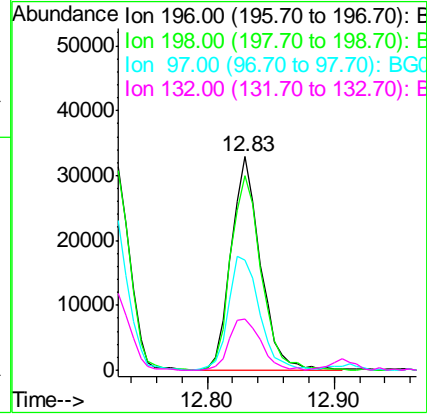
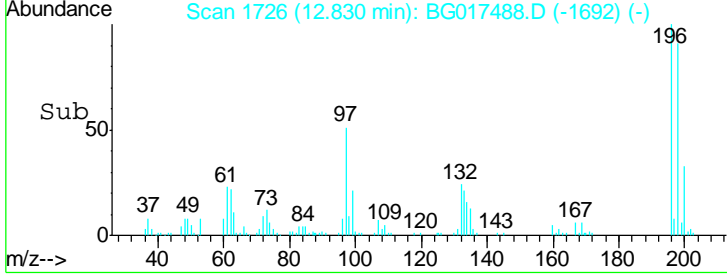
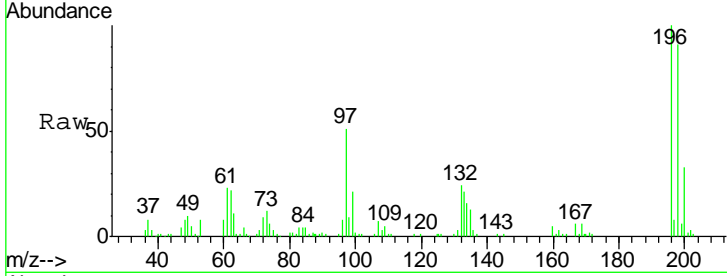




#43
 2,4,5-Trichlorophenol
 Concen: 38.92 ng
 RT: 12.83 min Scan# 1726
 Delta R.T. -0.00 min
 Lab File: BG017488.D
 Acq: 6 Jun 2015 2:06

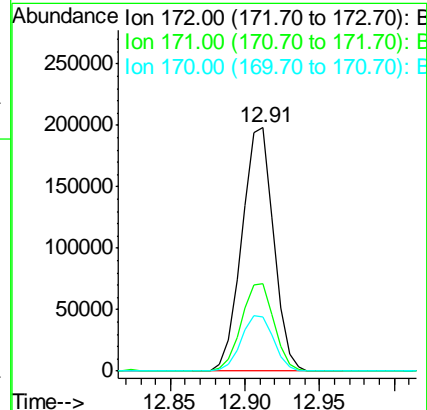
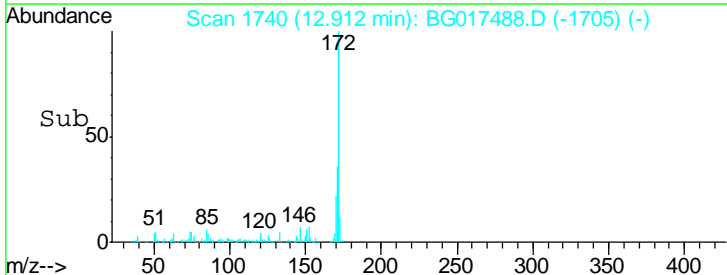
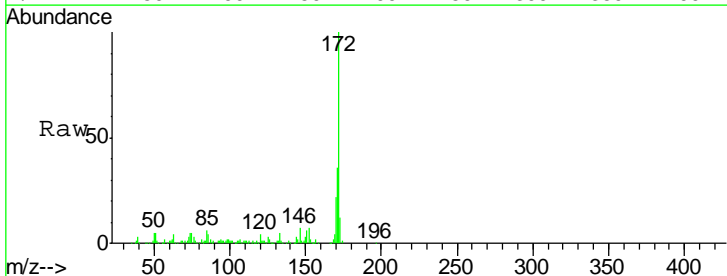
Instrument :
 BNA_G
 ClientSampleId :
 SSTDCCC040

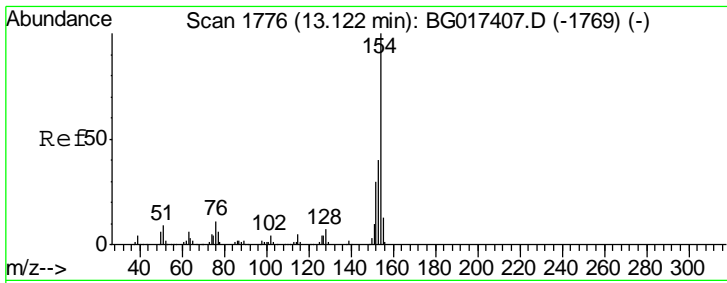
Tgt Ion	Resp	Lower	Upper
196	100		
198	91.3	80.6	121.0
97	51.3	43.2	64.8
132	24.3	22.3	33.5



#44
 2-Fluorobiphenyl
 Concen: 77.55 ng
 RT: 12.91 min Scan# 1740
 Delta R.T. 0.00 min
 Lab File: BG017488.D
 Acq: 6 Jun 2015 2:06

Tgt Ion	Resp	Lower	Upper
172	100		
171	35.8	29.0	43.6
170	22.2	18.9	28.3

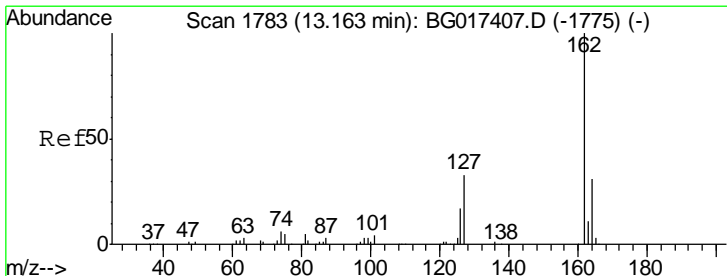
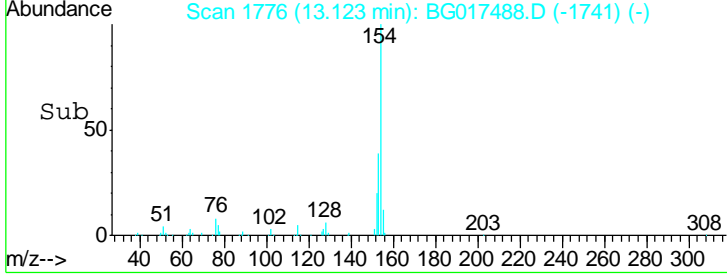
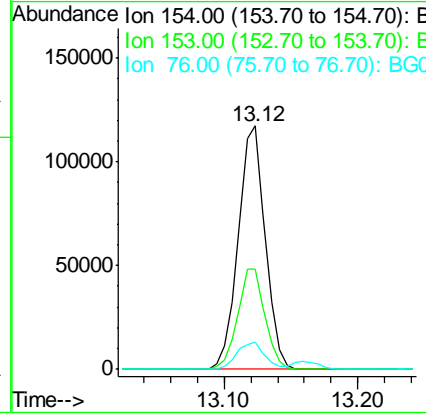
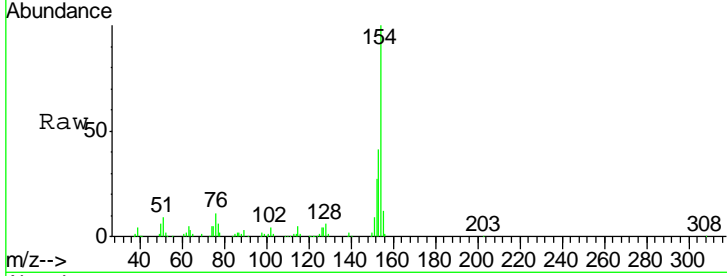




#45
 1,1'-Biphenyl
 Concen: 39.69 ng
 RT: 13.12 min Scan# 1776
 Delta R.T. 0.00 min
 Lab File: BG017488.D
 Acq: 6 Jun 2015 2:06

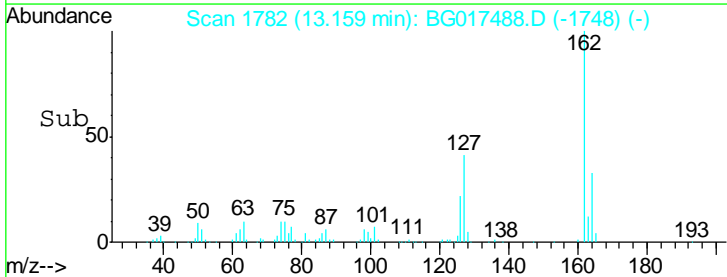
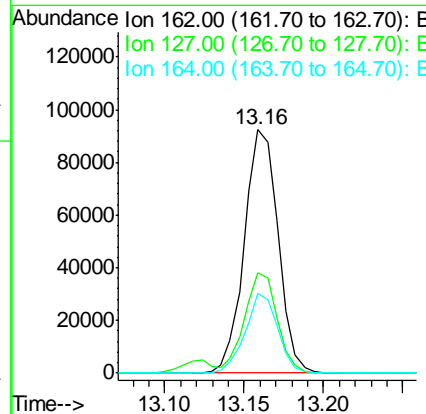
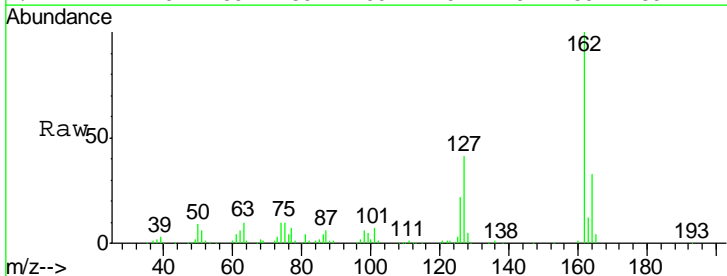
Instrument :
 BNA_G
 ClientSampled :
 SSTDCCC040

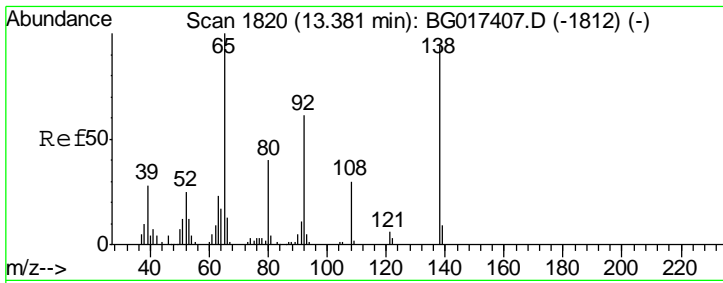
Tgt Ion	Resp	Lower	Upper
154	100		
153	41.0	20.1	60.1
76	11.4	0.0	31.5



#46
 2-Chloronaphthalene
 Concen: 39.35 ng
 RT: 13.16 min Scan# 1782
 Delta R.T. -0.00 min
 Lab File: BG017488.D
 Acq: 6 Jun 2015 2:06

Tgt Ion	Resp	Lower	Upper
162	100		
127	41.3	29.4	44.2
164	32.9	24.9	37.3

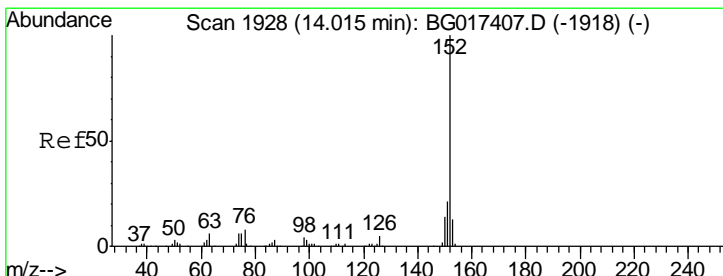
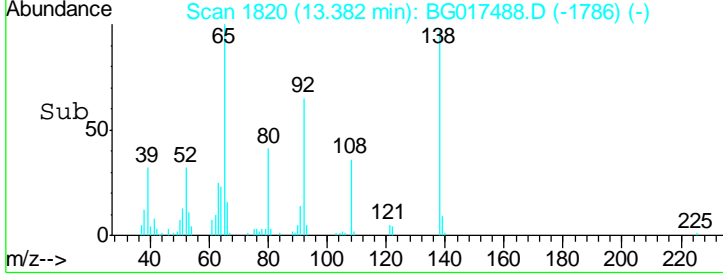
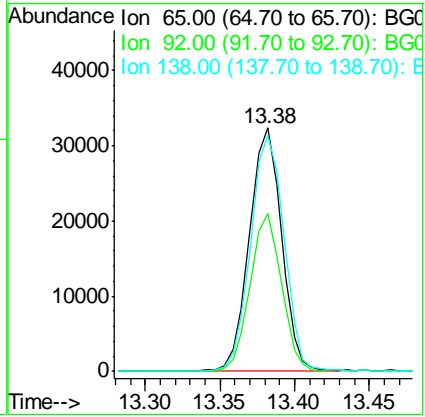
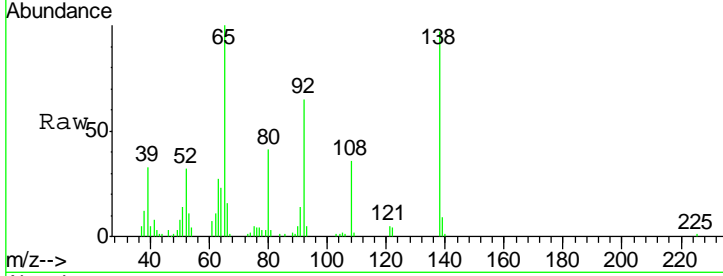




#47
 2-Nitroaniline
 Concen: 37.66 ng
 RT: 13.38 min Scan# 1820
 Delta R.T. -0.00 min
 Lab File: BG017488.D
 Acq: 6 Jun 2015 2:06

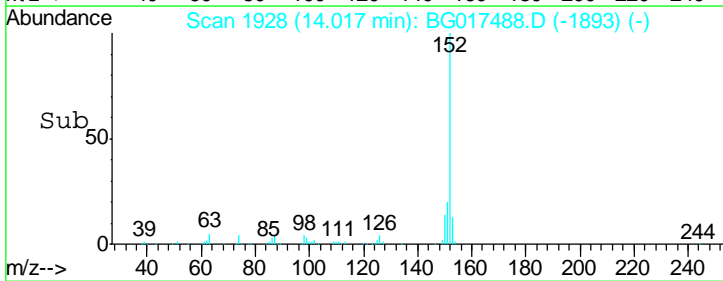
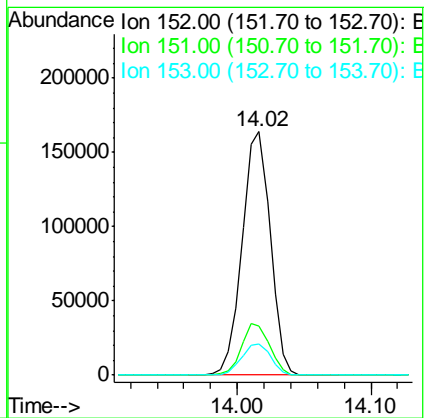
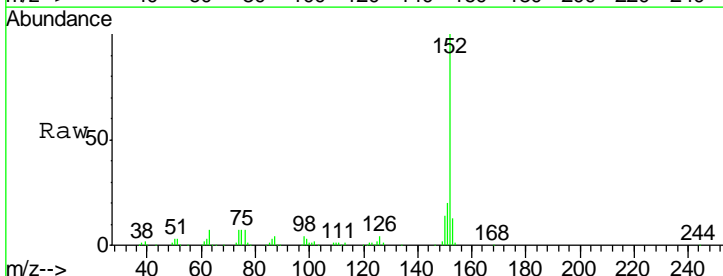
Instrument :
 BNA_G
 ClientSampled :
 SSTDCCC040

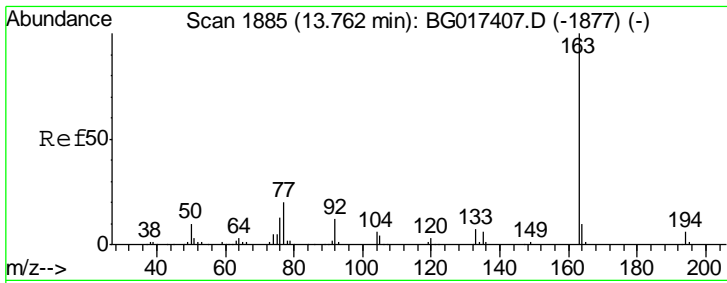
Tgt Ion	Resp	Lower	Upper
65	48265		
92	64.8	49.1	73.7
138	97.1	75.4	113.0



#48
 Acenaphthylene
 Concen: 38.84 ng
 RT: 14.02 min Scan# 1928
 Delta R.T. 0.00 min
 Lab File: BG017488.D
 Acq: 6 Jun 2015 2:06

Tgt Ion	Resp	Lower	Upper
152	237424		
151	20.2	16.5	24.7
153	12.8	10.7	16.1

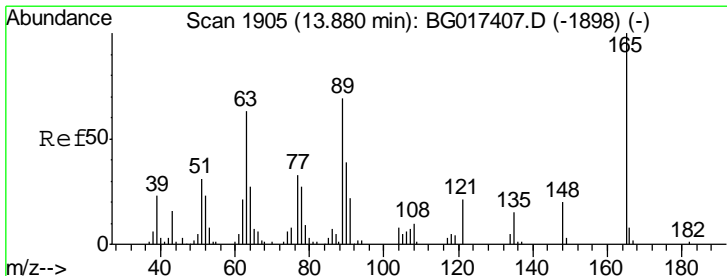
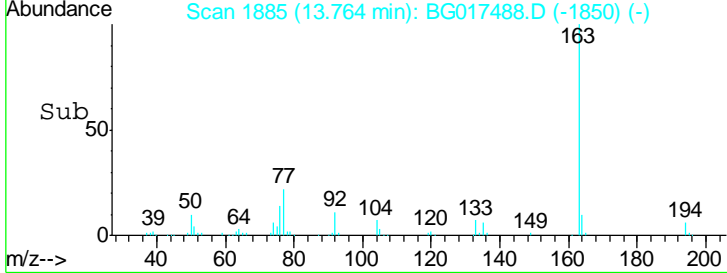
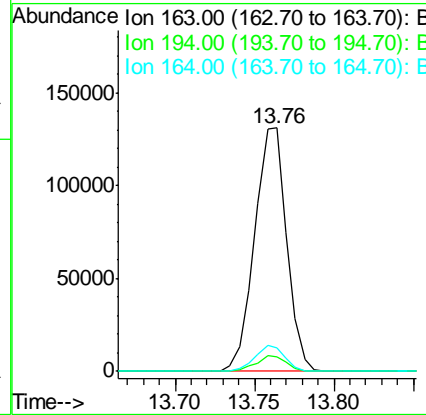
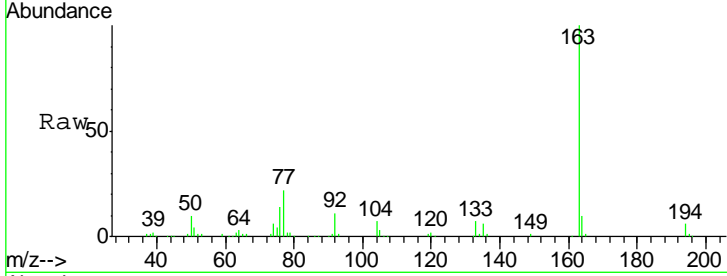




#49
 Dimethylphthalate
 Concen: 37.32 ng
 RT: 13.76 min Scan# 1885
 Delta R.T. 0.00 min
 Lab File: BG017488.D
 Acq: 6 Jun 2015 2:06

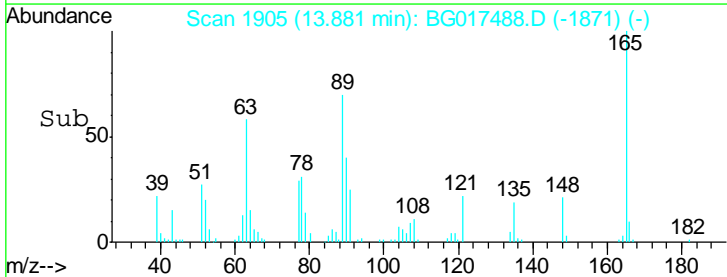
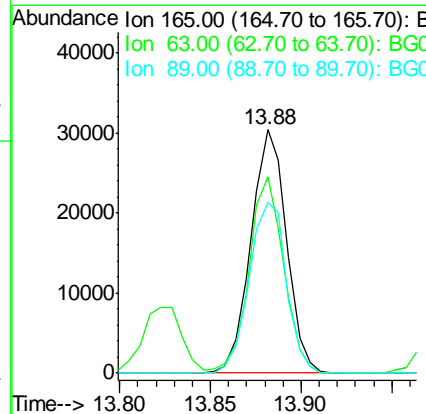
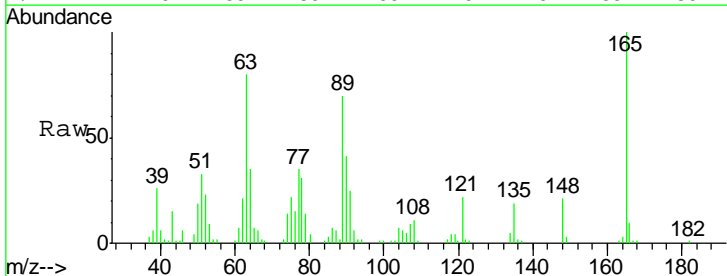
Instrument :
 BNA_G
 ClientSampleId :
 SSTDCCC040

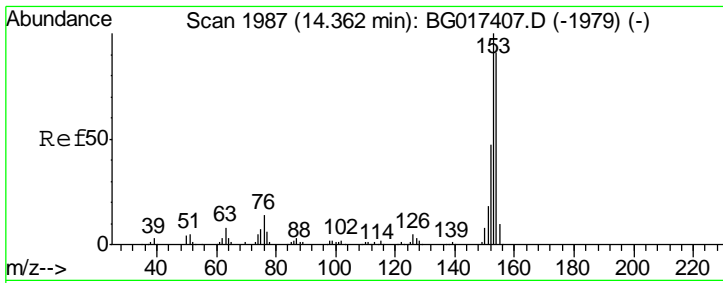
Tgt Ion	Resp	Lower	Upper
163	184483		
194	6.2	4.9	7.3
164	9.6	8.2	12.2



#50
 2,6-Dinitrotoluene
 Concen: 37.22 ng
 RT: 13.88 min Scan# 1905
 Delta R.T. -0.00 min
 Lab File: BG017488.D
 Acq: 6 Jun 2015 2:06

Tgt Ion	Resp	Lower	Upper
165	41334		
63	80.5	53.7	80.5
89	70.3	55.4	83.2

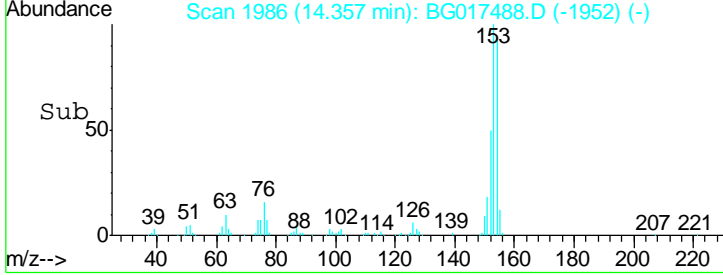
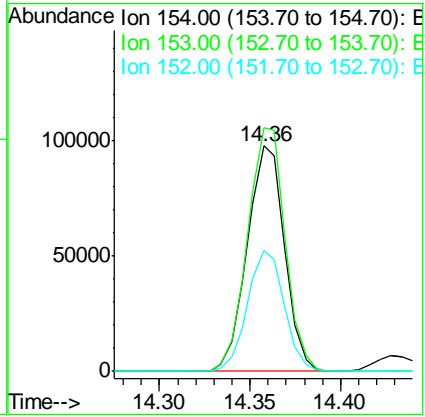
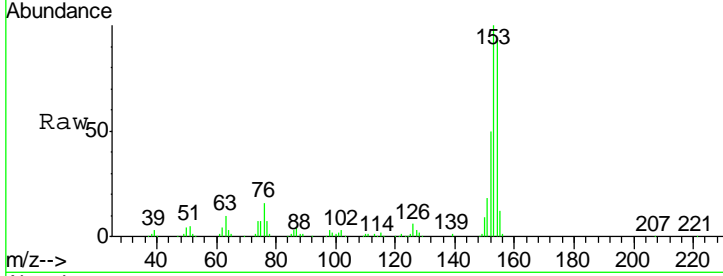




#51
 Acenaphthene
 Concen: 38.98 ng
 RT: 14.36 min Scan# 1986
 Delta R.T. -0.00 min
 Lab File: BG017488.D
 Acq: 6 Jun 2015 2:06

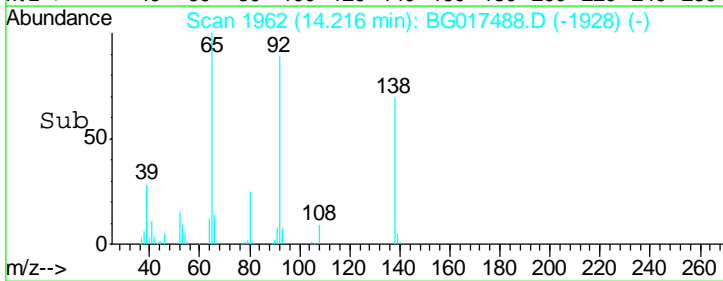
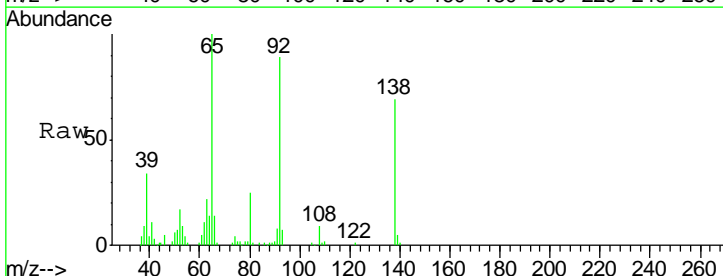
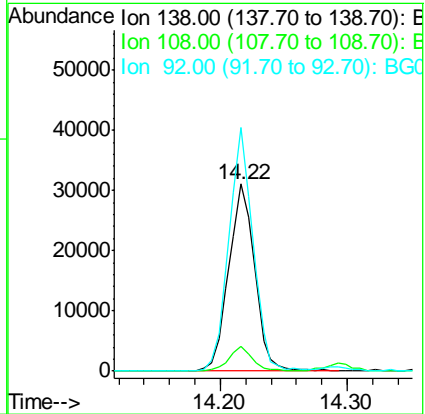
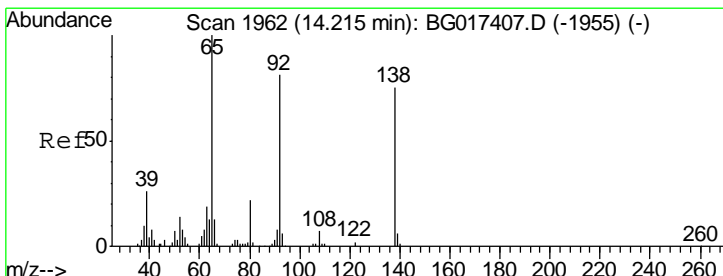
Instrument :
 BNA_G
 ClientSampled :
 SSTDCCC040

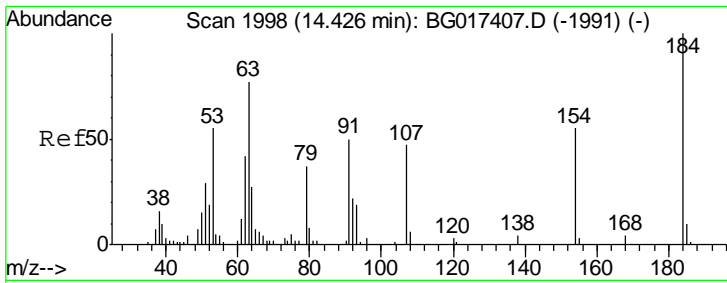
Tgt Ion	Resp	Lower	Upper
154	100		
153	107.9	87.7	131.5
152	53.5	40.8	61.2



#52
 3-Nitroaniline
 Concen: 36.38 ng
 RT: 14.22 min Scan# 1962
 Delta R.T. -0.00 min
 Lab File: BG017488.D
 Acq: 6 Jun 2015 2:06

Tgt Ion	Resp	Lower	Upper
138	100		
108	13.1	7.5	11.3#
92	130.0	87.0	130.4

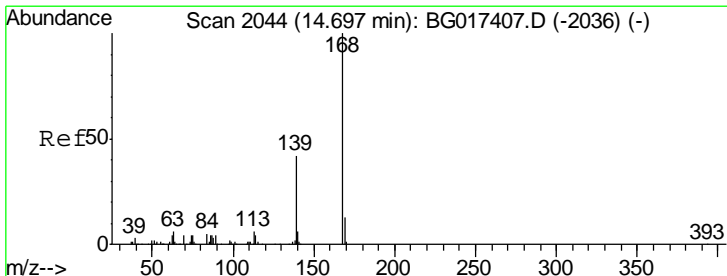
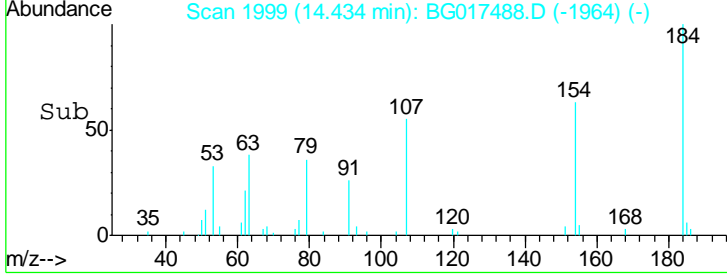
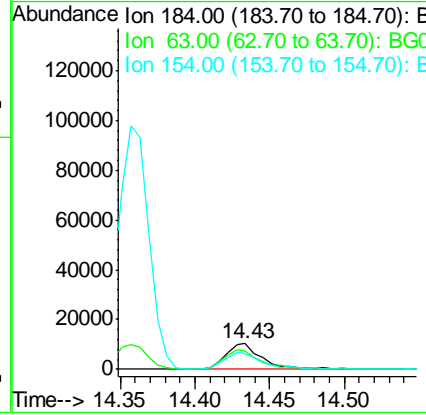
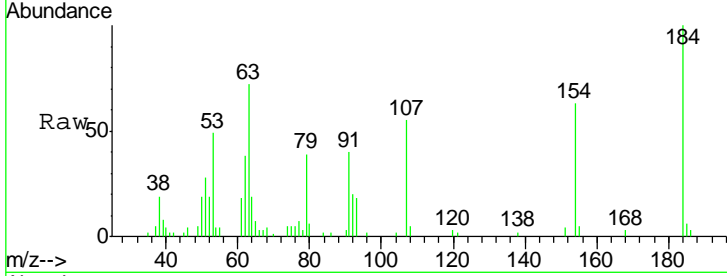




#53
 2,4-Dinitrophenol
 Concen: 30.43 ng
 RT: 14.43 min Scan# 1999
 Delta R.T. 0.00 min
 Lab File: BG017488.D
 Acq: 6 Jun 2015 2:06

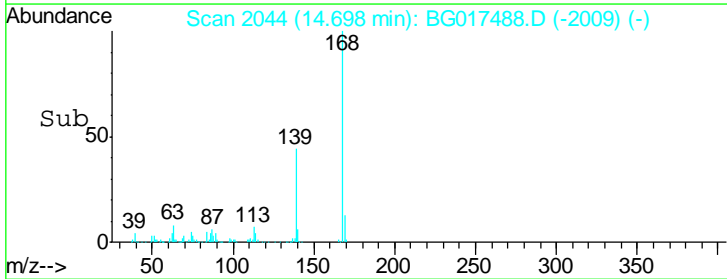
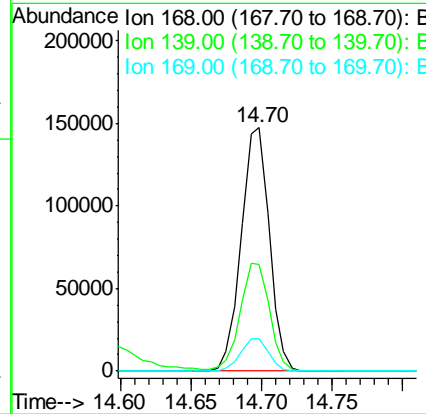
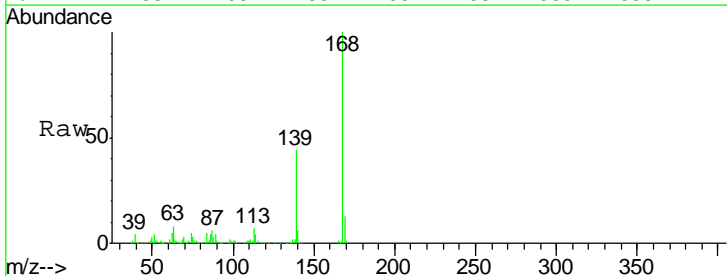
Instrument :
 BNA_G
 ClientSampleId :
 SSTDCCC040

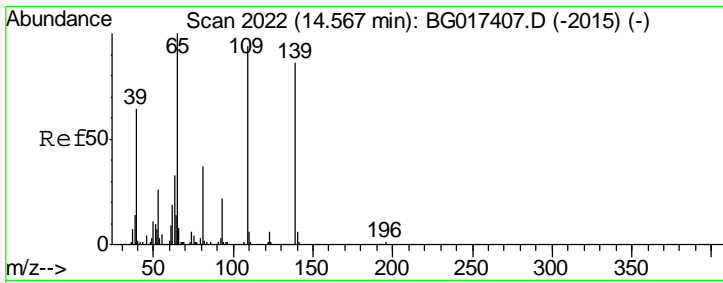
Tgt Ion	Resp	Lower	Upper
184	17885		
63	71.5	61.5	92.3
154	63.3	53.8	80.8



#54
 Dibenzofuran
 Concen: 38.54 ng
 RT: 14.70 min Scan# 2044
 Delta R.T. 0.00 min
 Lab File: BG017488.D
 Acq: 6 Jun 2015 2:06

Tgt Ion	Resp	Lower	Upper
168	204918		
139	43.7	33.2	49.8
169	13.2	10.6	16.0

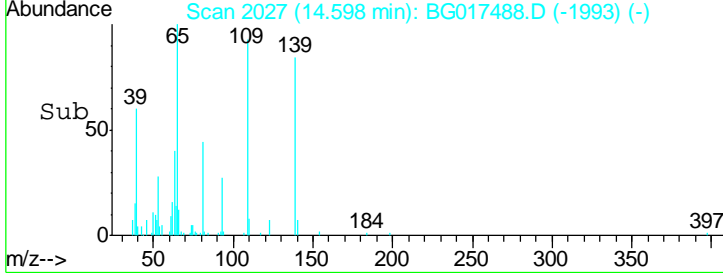
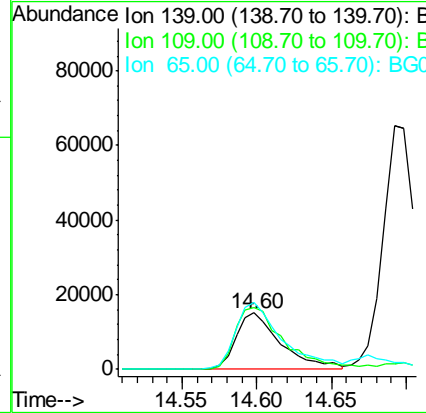
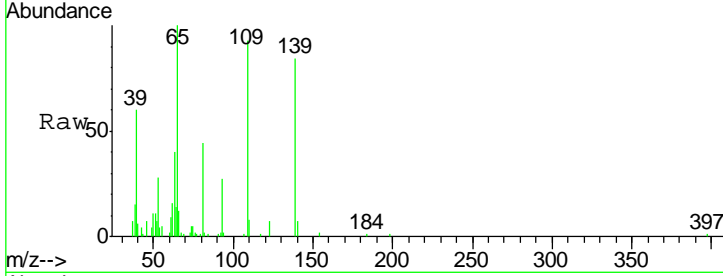




#55
 4-Nitrophenol
 Concen: 33.67 ng
 RT: 14.60 min Scan# 2027
 Delta R.T. -0.00 min
 Lab File: BG017488.D
 Acq: 6 Jun 2015 2:06

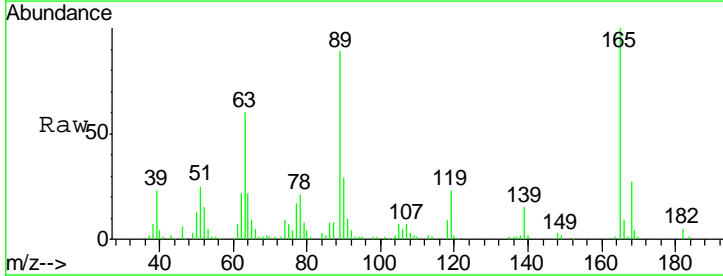
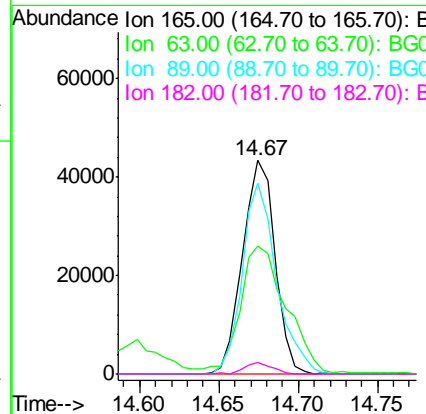
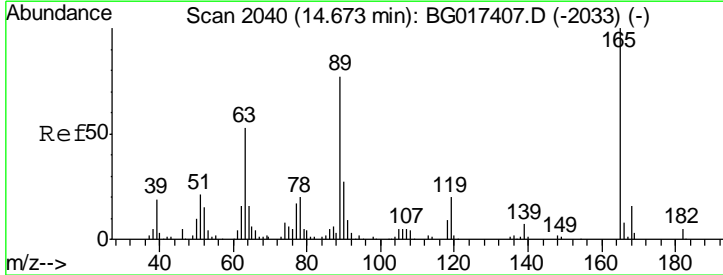
Instrument :
 BNA_G
 ClientSampled :
 SSTDCCC040

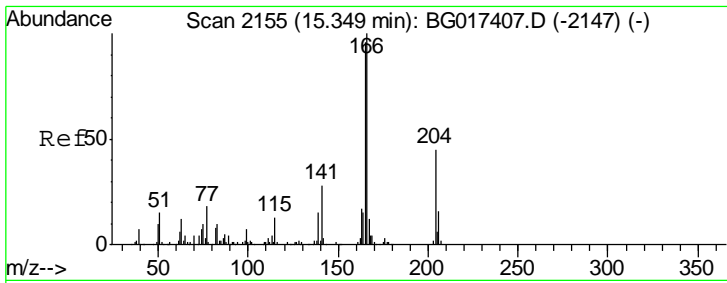
Tgt Ion	Resp	Lower	Upper
139	100		
109	111.0	89.5	129.5
65	119.5	95.9	135.9



#56
 2,4-Dinitrotoluene
 Concen: 38.84 ng
 RT: 14.67 min Scan# 2040
 Delta R.T. -0.00 min
 Lab File: BG017488.D
 Acq: 6 Jun 2015 2:06

Tgt Ion	Resp	Lower	Upper
165	100		
63	59.7	42.9	64.3
89	89.0	61.5	92.3
182	5.2	4.3	6.5



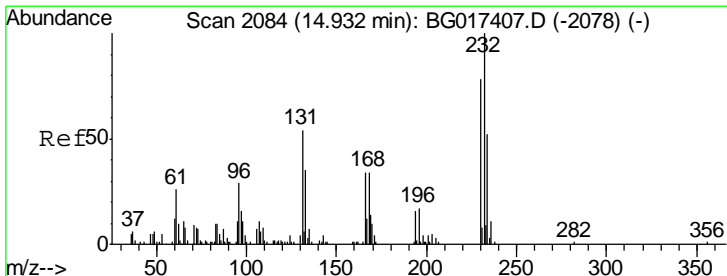
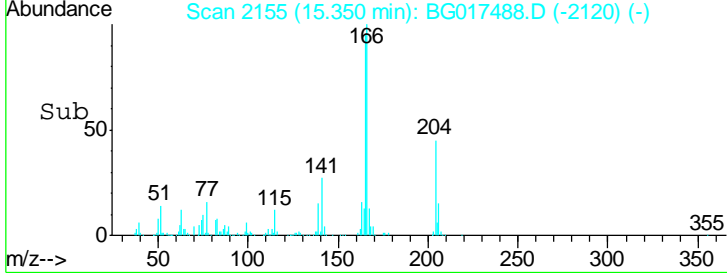
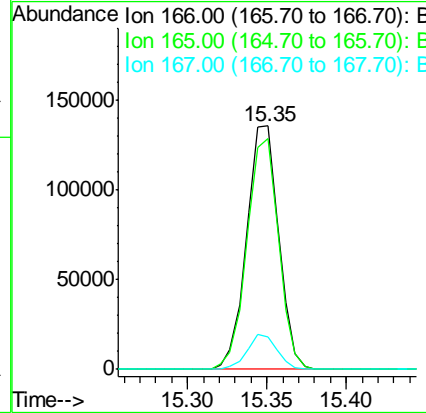
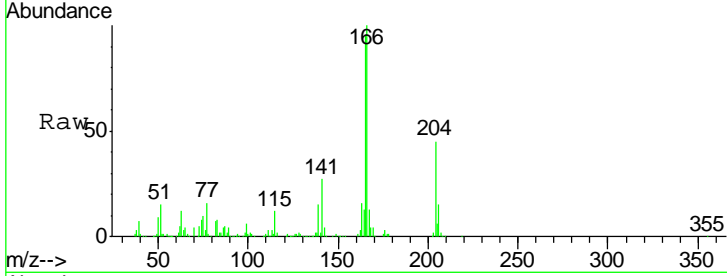


#57
 Fluorene
 Concen: 39.53 ng
 RT: 15.35 min Scan# 2155
 Delta R.T. 0.00 min
 Lab File: BG017488.D
 Acq: 6 Jun 2015 2:06

Instrument :
 BNA_G
 ClientSampleId :
 SSTDCCC040

Tgt Ion:166 Resp: 190576

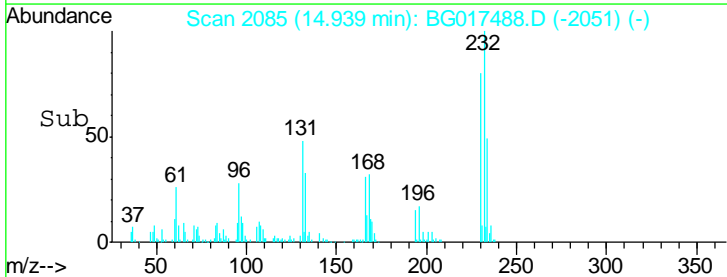
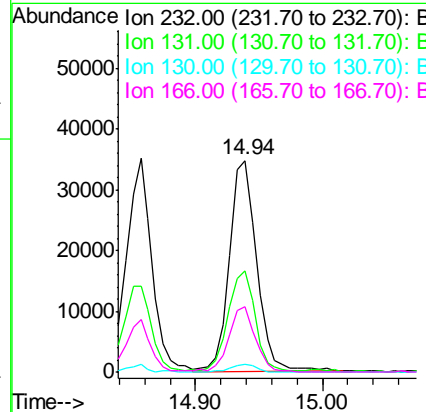
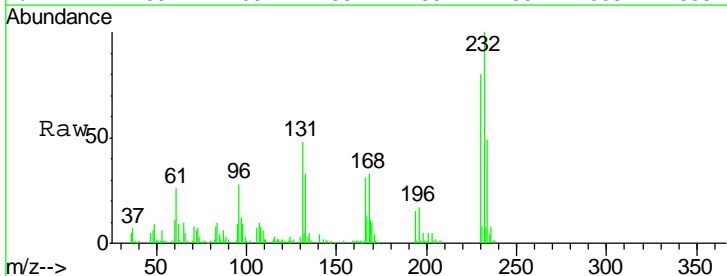
Ion	Ratio	Lower	Upper
166	100		
165	94.9	76.8	115.2
167	13.4	9.9	14.9

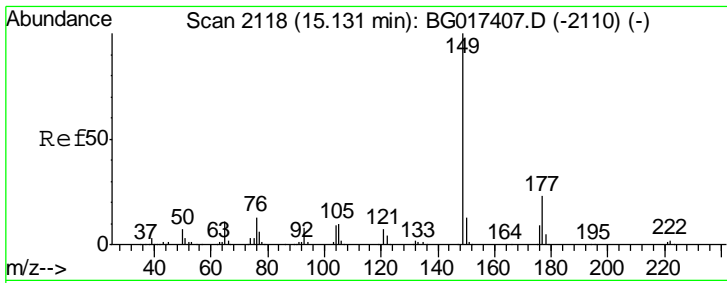


#58
 2,3,4,6-Tetrachlorophenol
 Concen: 41.75 ng
 RT: 14.94 min Scan# 2085
 Delta R.T. -0.00 min
 Lab File: BG017488.D
 Acq: 6 Jun 2015 2:06

Tgt Ion:232 Resp: 51616

Ion	Ratio	Lower	Upper
232	100		
131	46.2	40.1	60.1
130	3.3	2.6	4.0
166	29.9	24.4	36.6

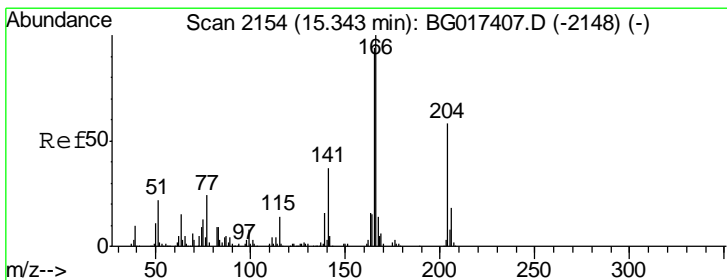
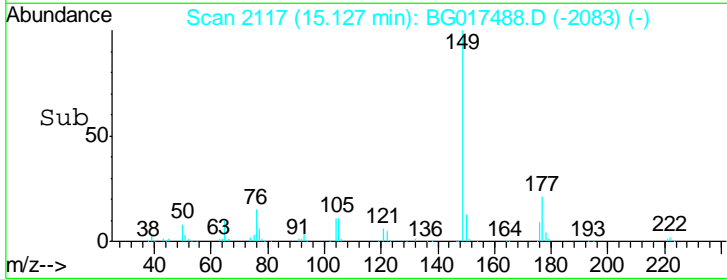
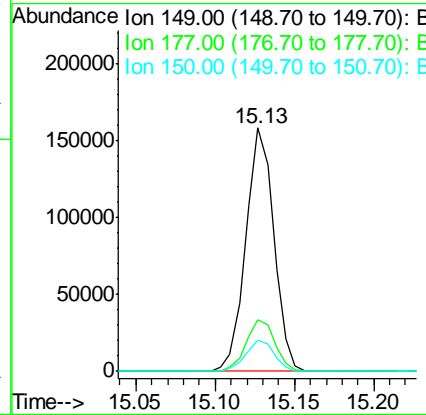
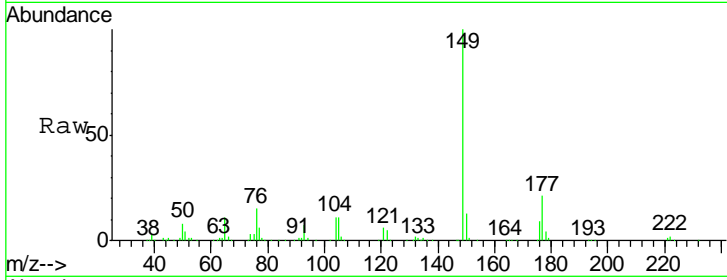




#59
 Diethylphthalate
 Concen: 36.20 ng
 RT: 15.13 min Scan# 2117
 Delta R.T. -0.00 min
 Lab File: BG017488.D
 Acq: 6 Jun 2015 2:06

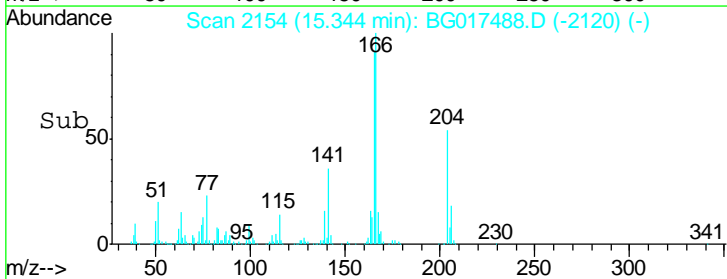
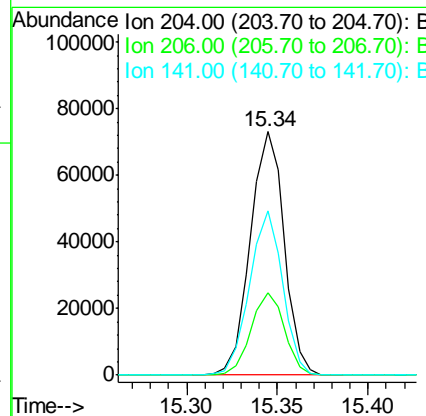
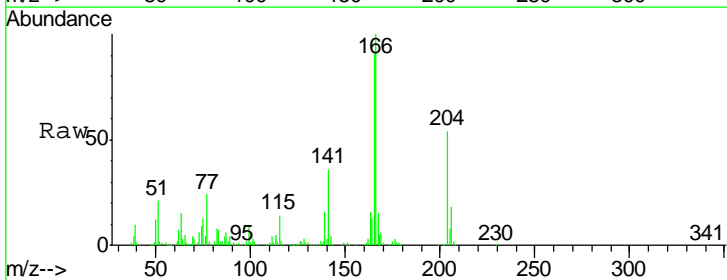
Instrument :
 BNA_G
 ClientSampled :
 SSTDCCC040

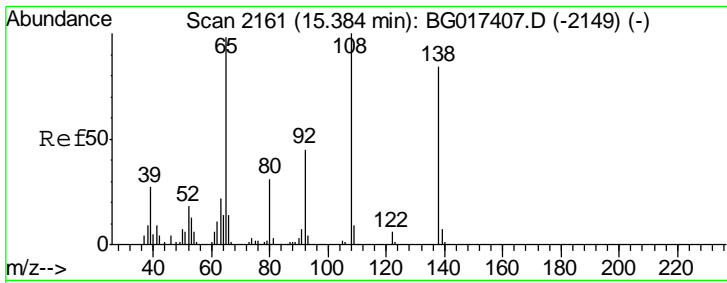
Tgt Ion	Resp	Lower	Upper
149	194210		
177	21.4	18.3	27.5
150	12.8	10.6	16.0



#60
 4-Chlorophenyl-phenylether
 Concen: 38.83 ng
 RT: 15.34 min Scan# 2154
 Delta R.T. -0.00 min
 Lab File: BG017488.D
 Acq: 6 Jun 2015 2:06

Tgt Ion	Resp	Lower	Upper
204	94868		
206	33.6	25.0	37.4
141	67.5	50.9	76.3

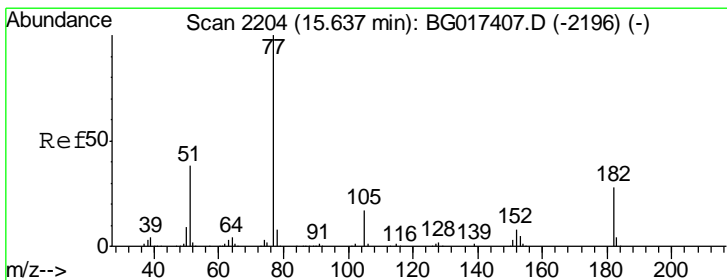
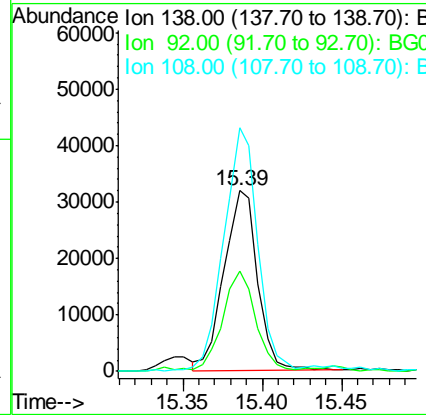
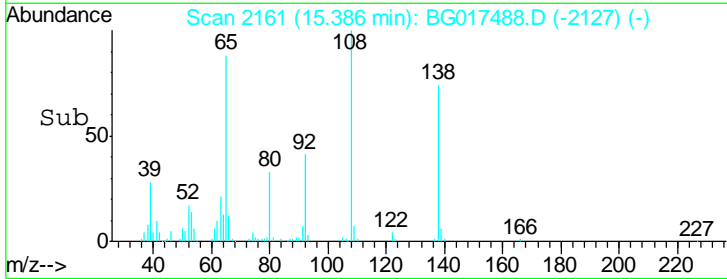
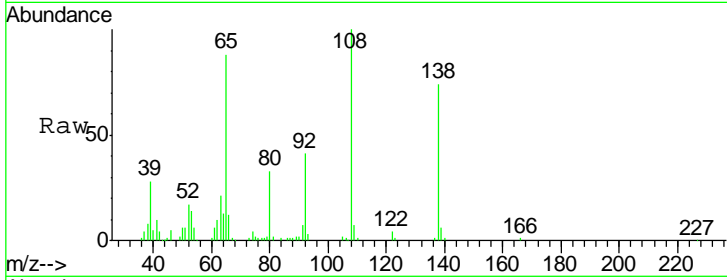




#61
 4-Nitroaniline
 Concen: 35.14 ng
 RT: 15.39 min Scan# 2161
 Delta R.T. -0.00 min
 Lab File: BG017488.D
 Acq: 6 Jun 2015 2:06

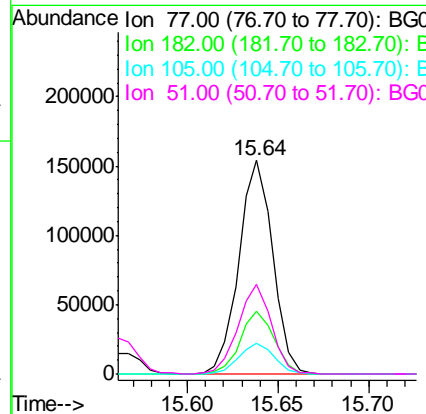
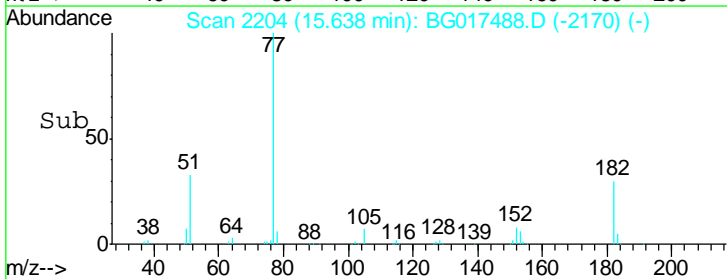
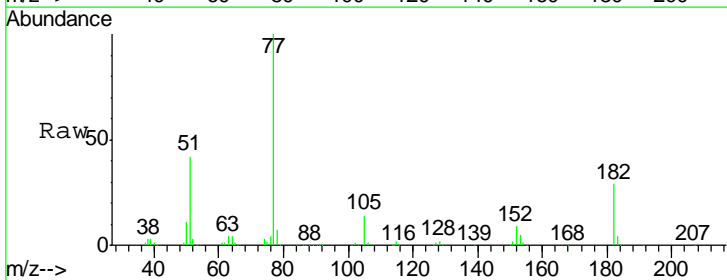
Instrument :
 BNA_G
 ClientSampleId :
 SSTDCCC040

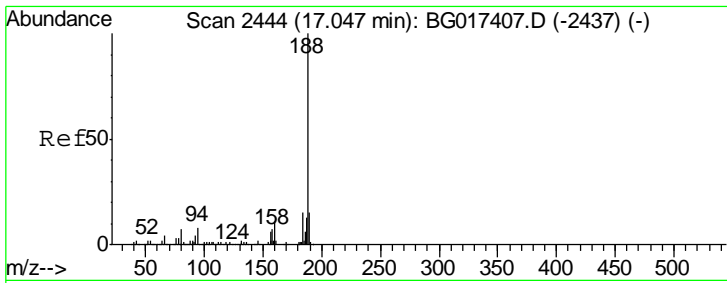
Tgt Ion	Resp	Lower	Upper
138	46536		
92	55.5	33.7	73.7
108	134.9	98.7	138.7



#62
 Azobenzene
 Concen: 39.12 ng
 RT: 15.64 min Scan# 2204
 Delta R.T. -0.00 min
 Lab File: BG017488.D
 Acq: 6 Jun 2015 2:06

Tgt Ion	Resp	Lower	Upper
77	199510		
182	29.5	8.0	48.0
105	14.4	0.0	36.9
51	42.0	18.1	58.1

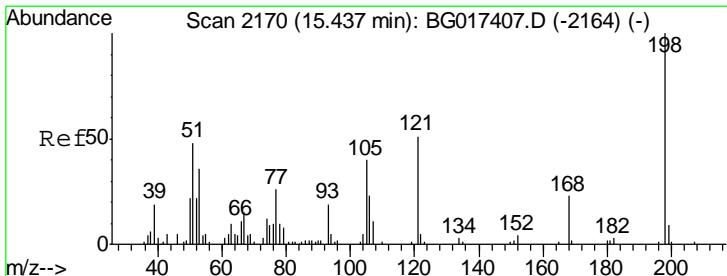
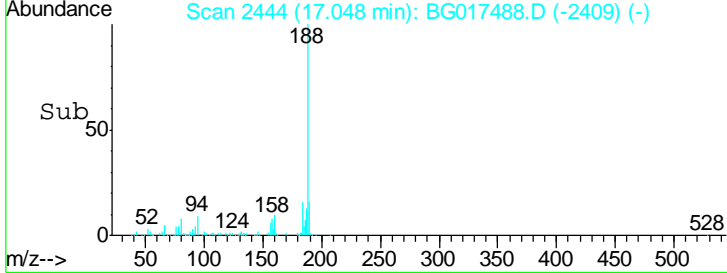
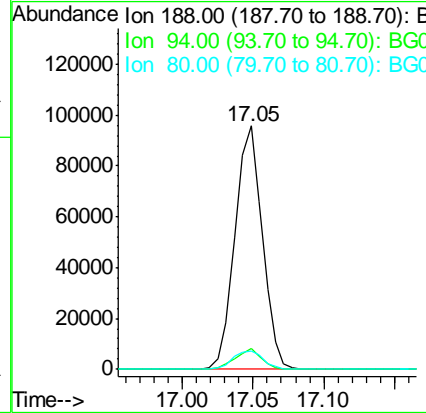
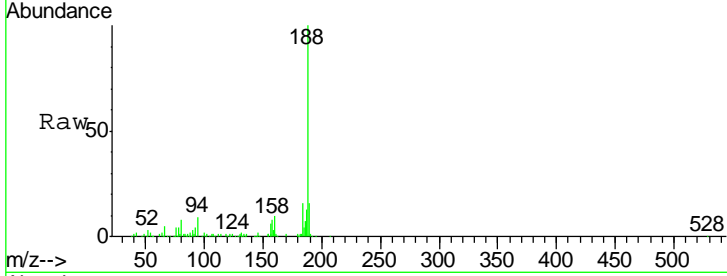




#63
 Phenanthrene-d10
 Concen: 20.00 ng
 RT: 17.05 min Scan# 2444
 Delta R.T. 0.00 min
 Lab File: BG017488.D
 Acq: 6 Jun 2015 2:06

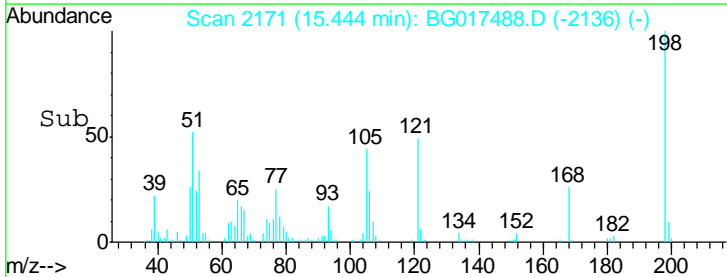
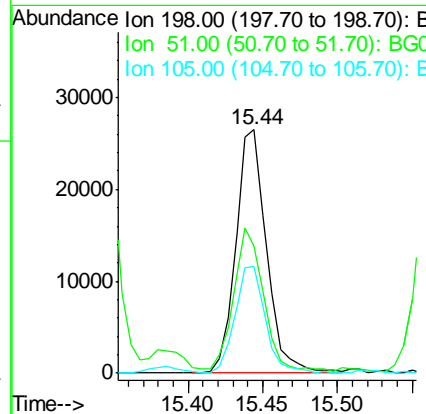
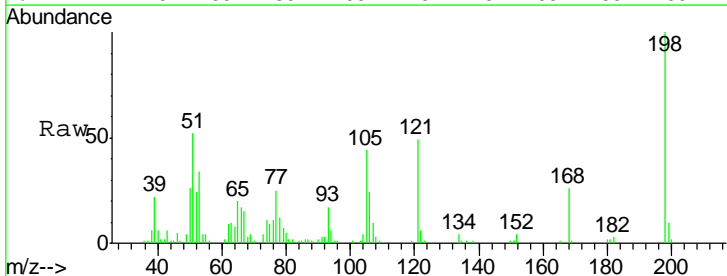
Instrument :
 BNA_G
 ClientSampleId :
 SSTDCCC040

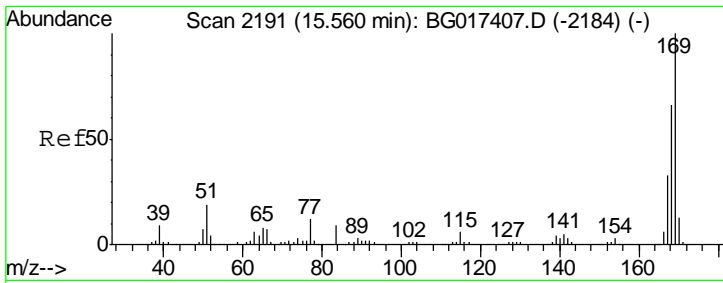
Tgt Ion	Resp	Lower	Upper
188	129489		
94	8.5	6.3	9.5
80	7.6	5.2	7.8



#64
 4,6-Dinitro-2-methylphenol
 Concen: 39.79 ng
 RT: 15.44 min Scan# 2171
 Delta R.T. 0.00 min
 Lab File: BG017488.D
 Acq: 6 Jun 2015 2:06

Tgt Ion	Resp	Lower	Upper
198	38201		
51	52.3	30.3	70.3
105	43.7	20.8	60.8

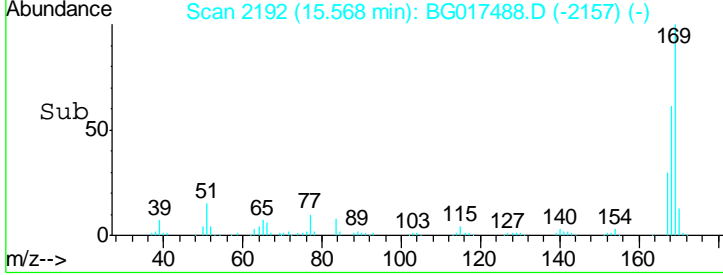
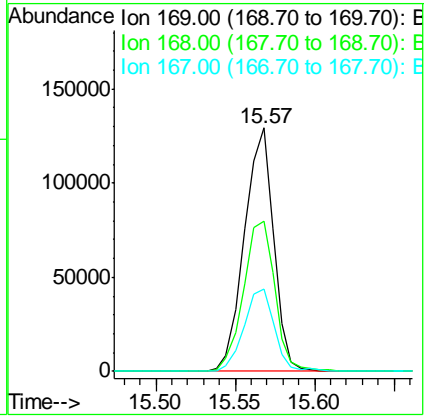
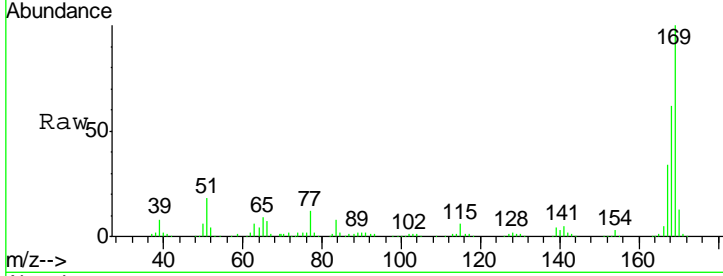




#65
 n-Nitrosodiphenylamine
 Concen: 42.73 ng
 RT: 15.57 min Scan# 2192
 Delta R.T. 0.00 min
 Lab File: BG017488.D
 Acq: 6 Jun 2015 2:06

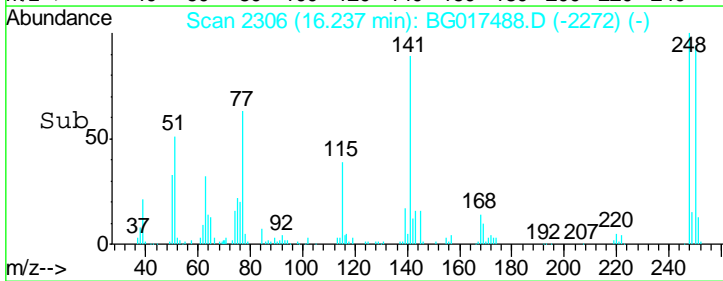
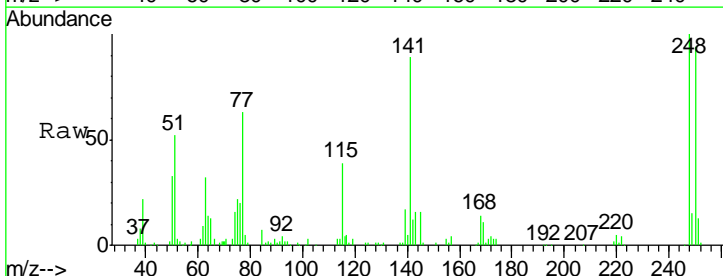
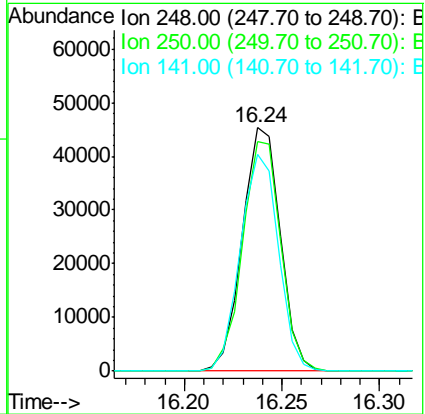
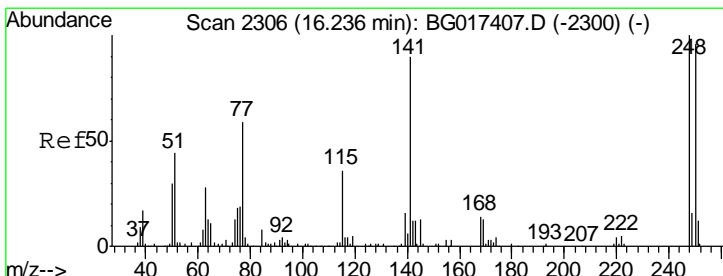
Instrument :
 BNA_G
 ClientSampleId :
 SSTDCCC040

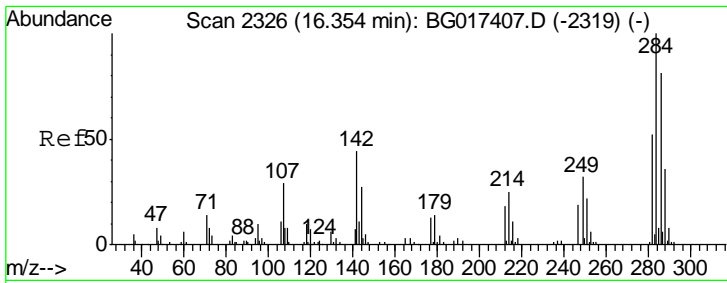
Tgt Ion	Resp	Lower	Upper
169	100		
168	61.7	52.4	78.6
167	33.7	26.3	39.5



#66
 4-Bromophenyl-phenylether
 Concen: 42.55 ng
 RT: 16.24 min Scan# 2306
 Delta R.T. -0.00 min
 Lab File: BG017488.D
 Acq: 6 Jun 2015 2:06

Tgt Ion	Resp	Lower	Upper
248	100		
250	94.4	76.9	115.3
141	89.0	71.8	107.6

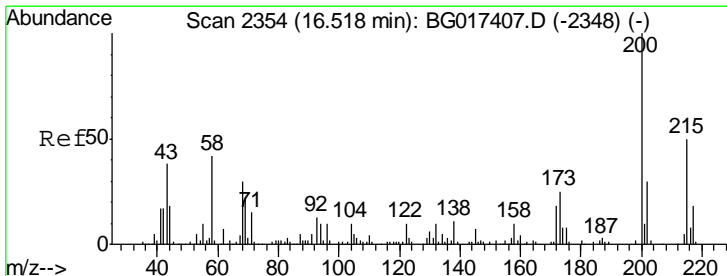
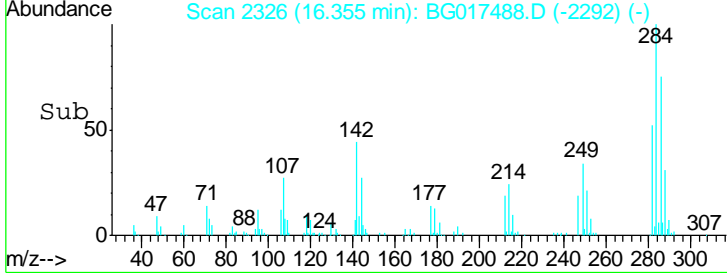
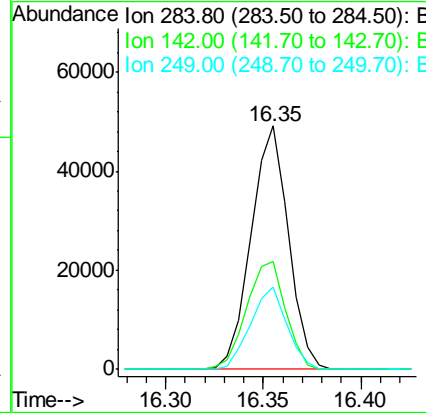
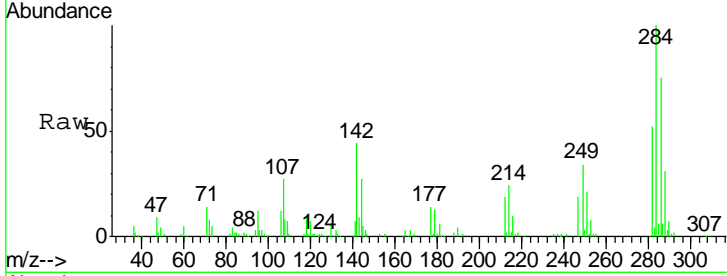




#67
 Hexachlorobenzene
 Concen: 42.10 ng
 RT: 16.35 min Scan# 2326
 Delta R.T. -0.00 min
 Lab File: BG017488.D
 Acq: 6 Jun 2015 2:06

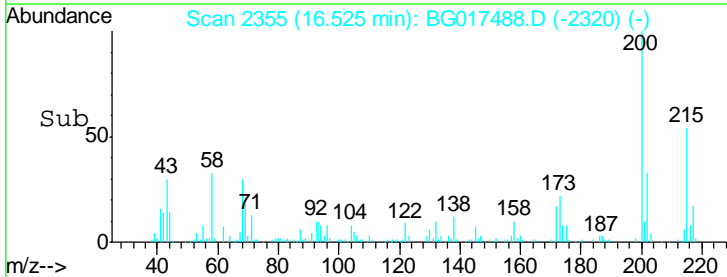
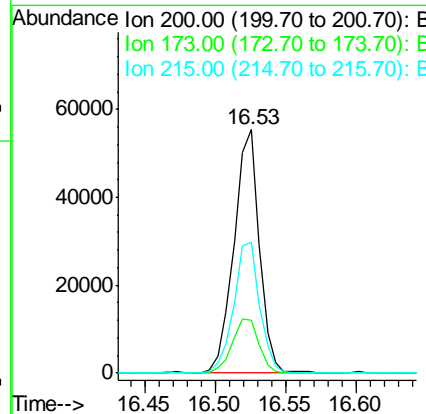
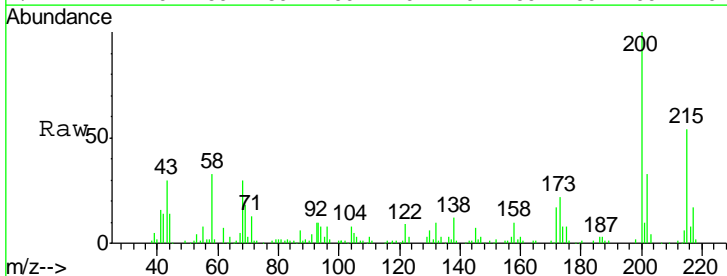
Instrument : BNA_G
 ClientSampled : SSTDCCC040

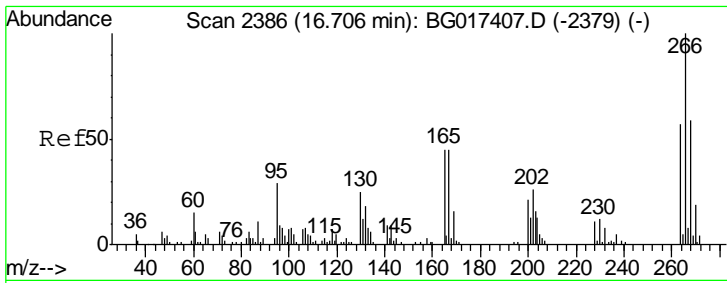
Tgt Ion	Resp	Lower	Upper
284	100		
142	44.1	35.2	52.8
249	33.6	25.9	38.9



#68
 Atrazine
 Concen: 40.79 ng
 RT: 16.53 min Scan# 2355
 Delta R.T. 0.00 min
 Lab File: BG017488.D
 Acq: 6 Jun 2015 2:06

Tgt Ion	Resp	Lower	Upper
200	100		
173	21.8	4.9	44.9
215	53.8	30.1	70.1

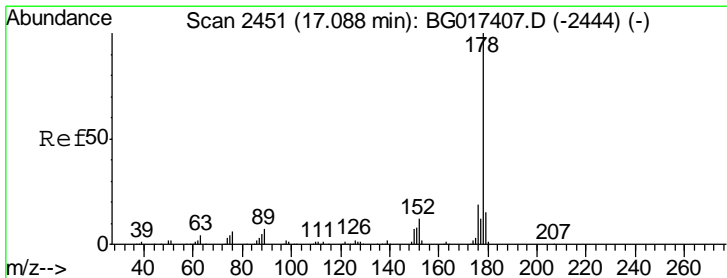
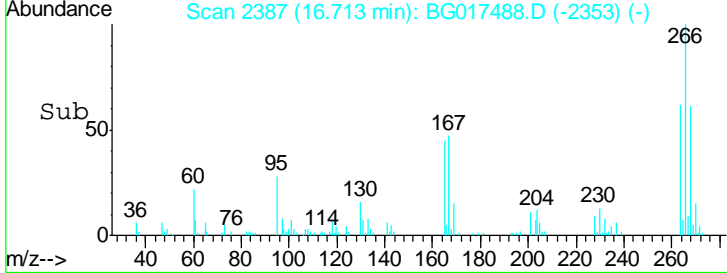
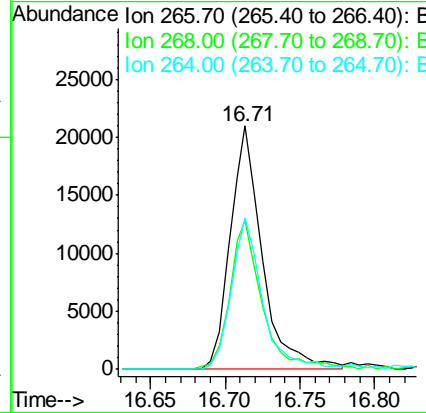
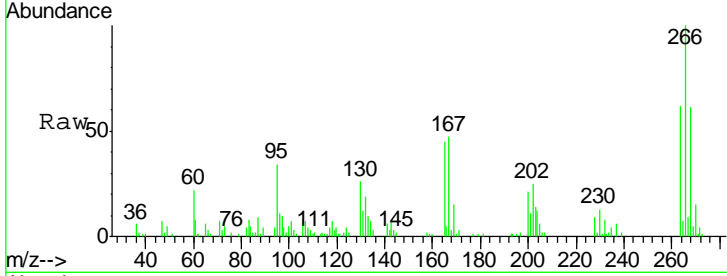




#69
 Pentachlorophenol
 Concen: 36.69 ng
 RT: 16.71 min Scan# 2387
 Delta R.T. -0.00 min
 Lab File: BG017488.D
 Acq: 6 Jun 2015 2:06

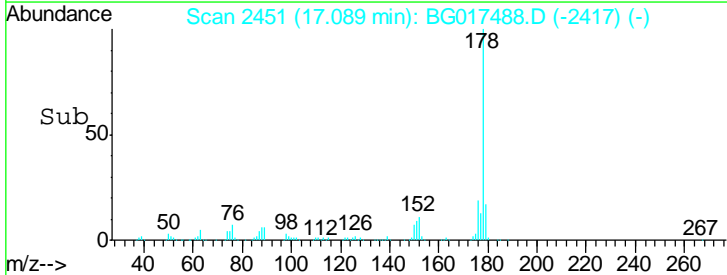
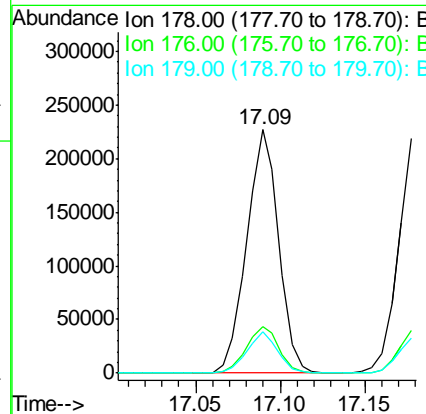
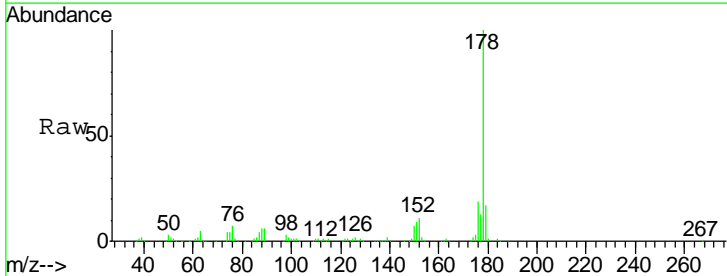
Instrument :
 BNA_G
 ClientSampleID :
 SSTDCCC040

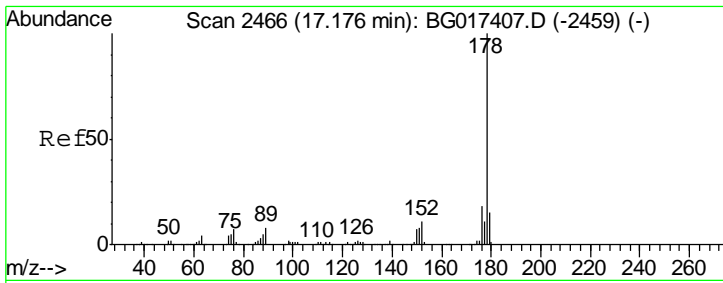
Tgt Ion	Resp	Lower	Upper
266	31594		
268	100	47.0	70.6
264	62.1	45.7	68.5



#70
 Phenanthrene
 Concen: 41.21 ng
 RT: 17.09 min Scan# 2451
 Delta R.T. -0.00 min
 Lab File: BG017488.D
 Acq: 6 Jun 2015 2:06

Tgt Ion	Resp	Lower	Upper
178	297507		
176	100	15.6	23.4
179	19.1	12.2	18.2

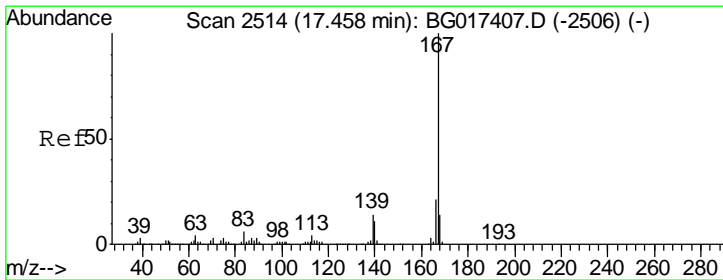
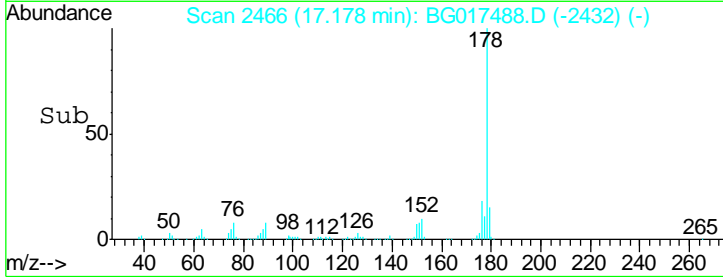
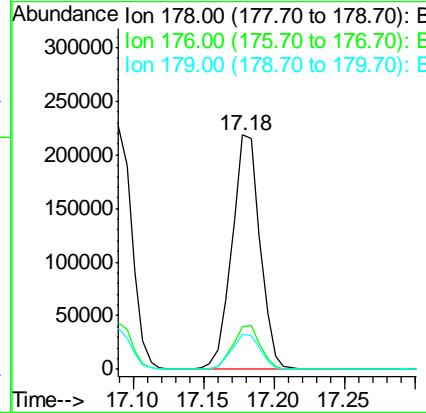
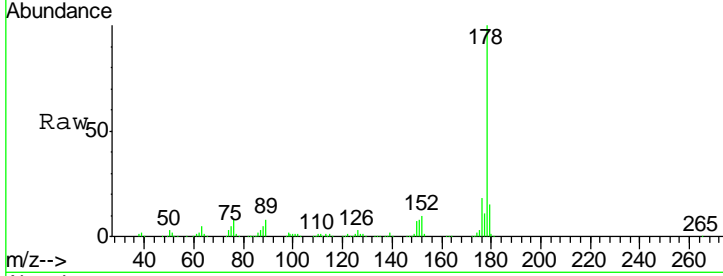




#71
 Anthracene
 Concen: 41.90 ng
 RT: 17.18 min Scan# 2466
 Delta R.T. -0.00 min
 Lab File: BG017488.D
 Acq: 6 Jun 2015 2:06

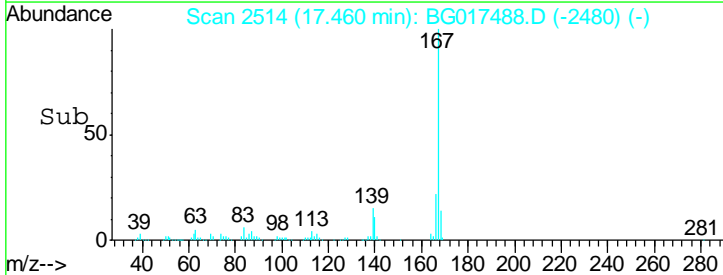
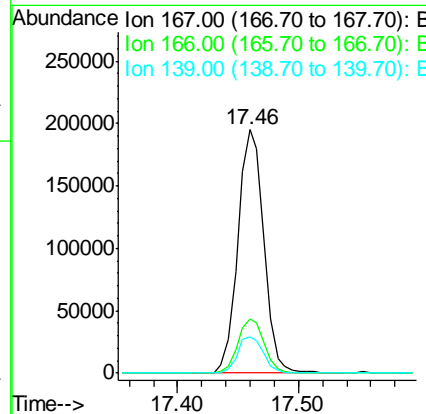
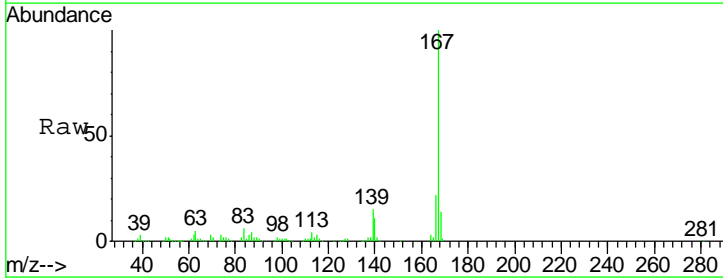
Instrument :
 BNA_G
 ClientSampleId :
 SSTDCCC040

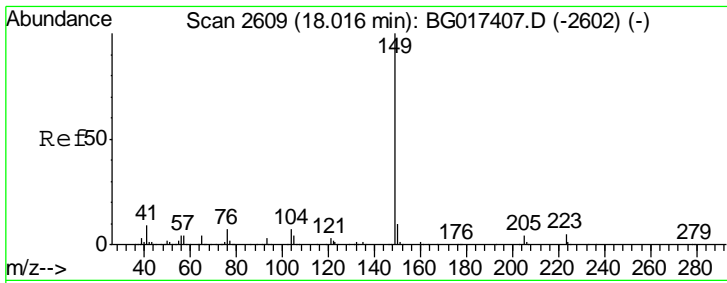
Tgt Ion	Resp	Lower	Upper
178	302181		
176	18.3	14.2	21.2
179	15.0	12.2	18.4



#72
 Carbazole
 Concen: 40.86 ng
 RT: 17.46 min Scan# 2514
 Delta R.T. -0.00 min
 Lab File: BG017488.D
 Acq: 6 Jun 2015 2:06

Tgt Ion	Resp	Lower	Upper
167	290953		
166	22.3	17.0	25.4
139	15.1	11.3	16.9

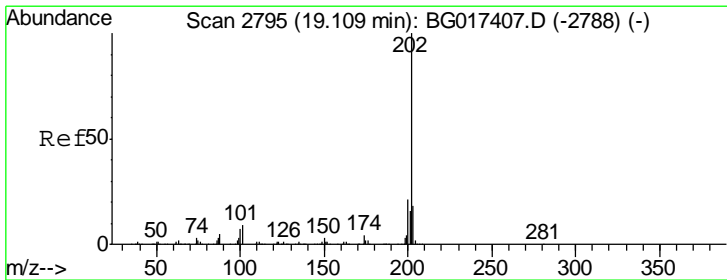
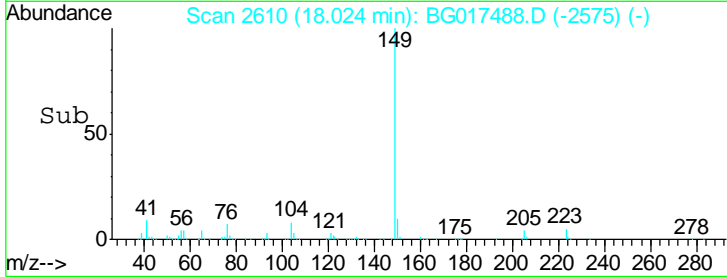
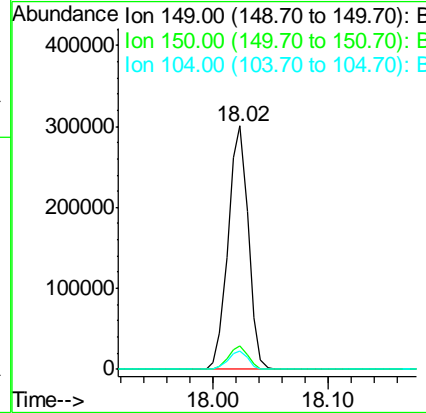
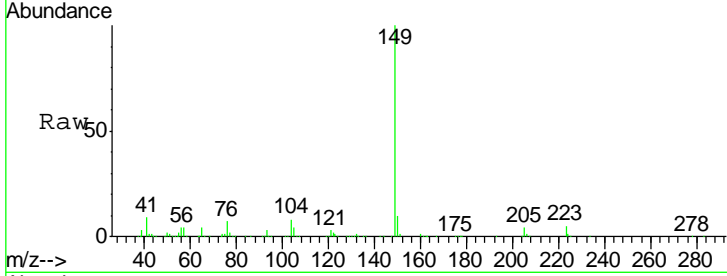




#73
 Di-n-butylphthalate
 Concen: 39.86 ng
 RT: 18.02 min Scan# 2610
 Delta R.T. 0.00 min
 Lab File: BG017488.D
 Acq: 6 Jun 2015 2:06

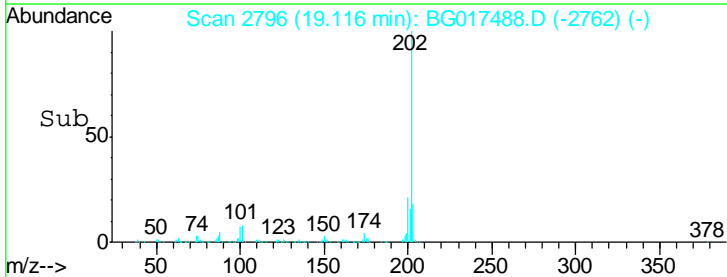
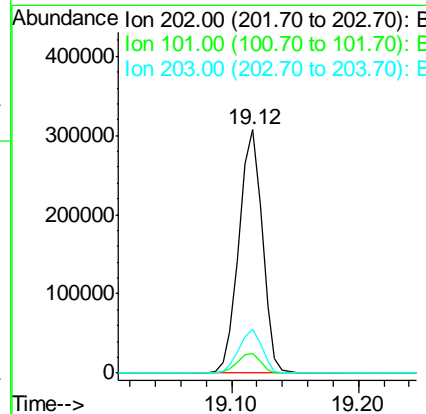
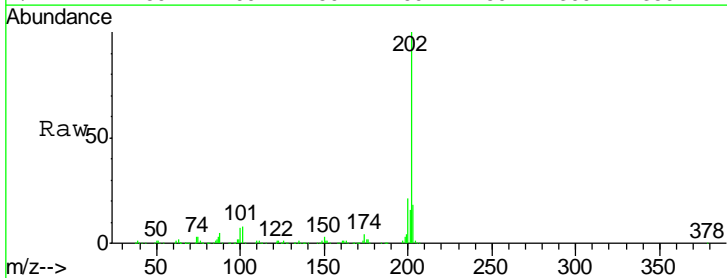
Instrument :
 BNA_G
 ClientSampleId :
 SSTDCCC040

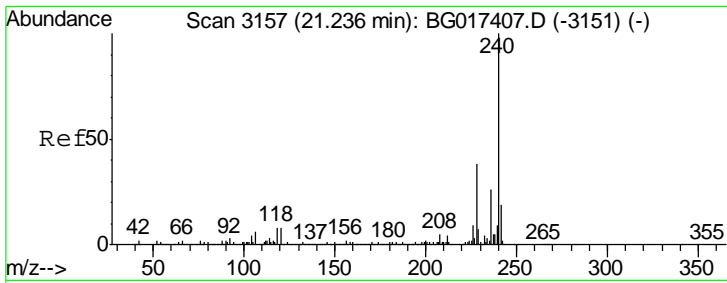
Tgt Ion	Resp	Lower	Upper
149	100		
150	9.7	7.6	11.4
104	7.5	5.4	8.2



#74
 Fluoranthene
 Concen: 41.38 ng
 RT: 19.12 min Scan# 2796
 Delta R.T. -0.00 min
 Lab File: BG017488.D
 Acq: 6 Jun 2015 2:06

Tgt Ion	Resp	Lower	Upper
202	100		
101	8.1	0.0	28.8
203	17.9	0.0	37.6

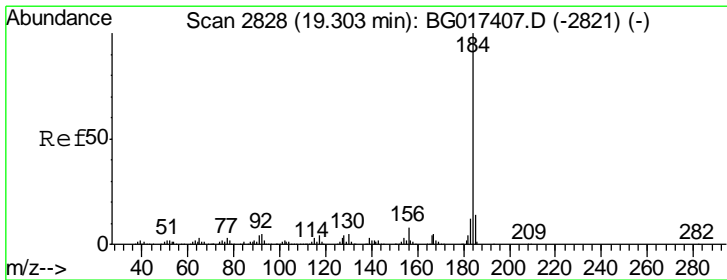
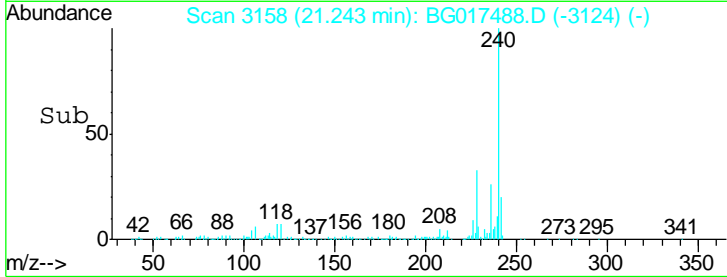
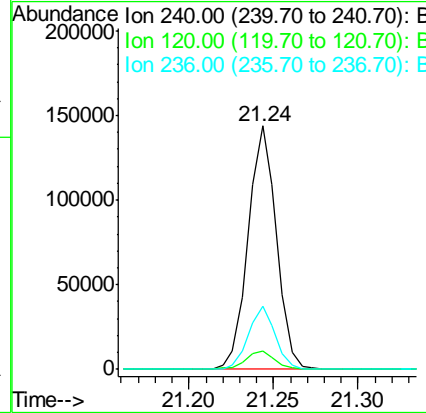
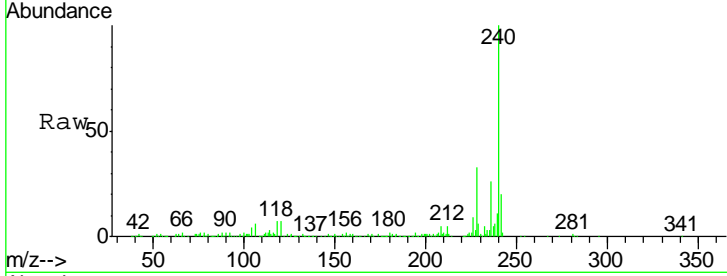




#75
 Chrysene-d12
 Concen: 20.00 ng
 RT: 21.24 min Scan# 3158
 Delta R.T. -0.00 min
 Lab File: BG017488.D
 Acq: 6 Jun 2015 2:06

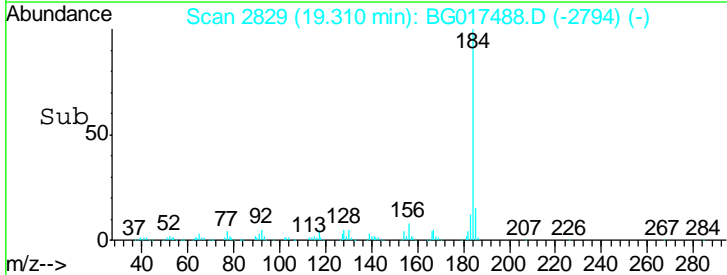
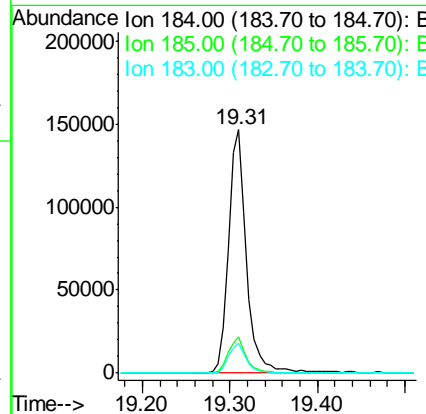
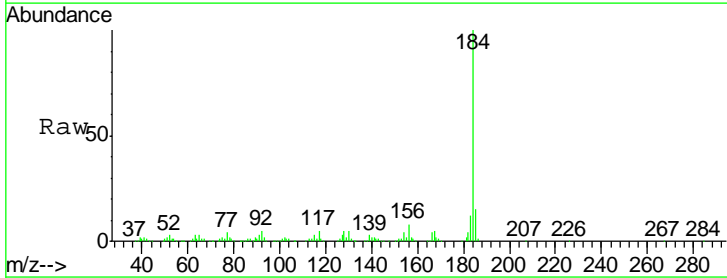
Instrument :
 BNA_G
 ClientSampleId :
 SSTDCCC040

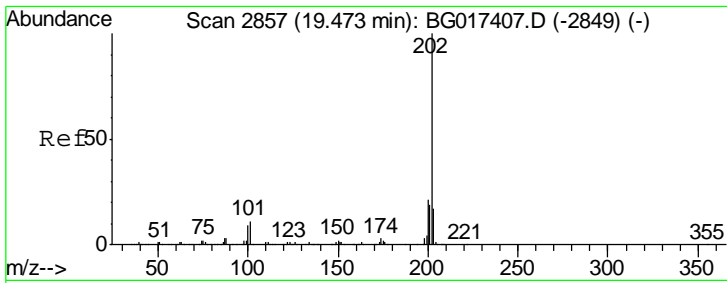
Tgt Ion	Resp	Lower	Upper
240	167575		
120	7.4	6.5	9.7
236	25.8	20.8	31.2



#76
 Benzidine
 Concen: 35.99 ng
 RT: 19.31 min Scan# 2829
 Delta R.T. 0.00 min
 Lab File: BG017488.D
 Acq: 6 Jun 2015 2:06

Tgt Ion	Resp	Lower	Upper
184	207280		
185	14.8	11.0	16.6
183	12.0	9.8	14.8

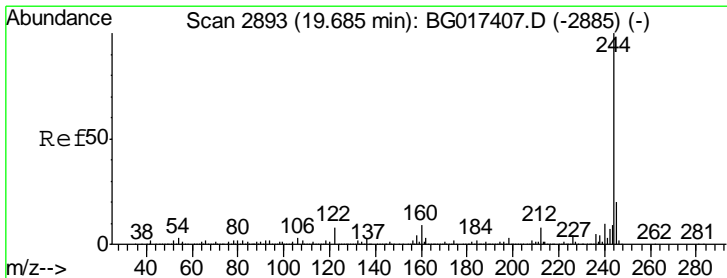
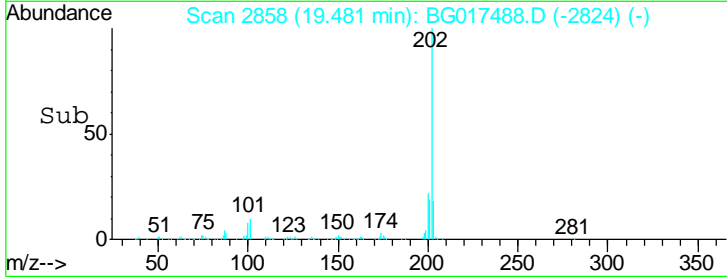
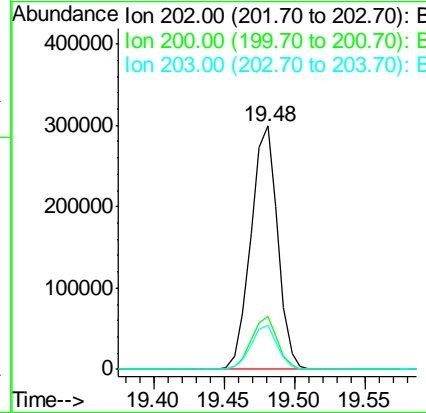
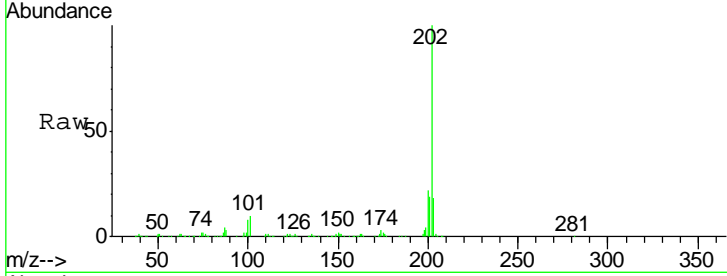




#77
 Pyrene
 Concen: 38.62 ng
 RT: 19.48 min Scan# 2858
 Delta R.T. -0.00 min
 Lab File: BG017488.D
 Acq: 6 Jun 2015 2:06

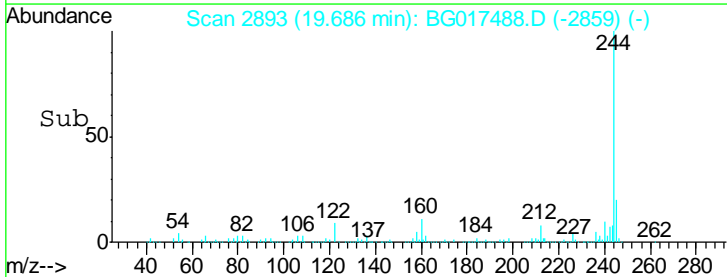
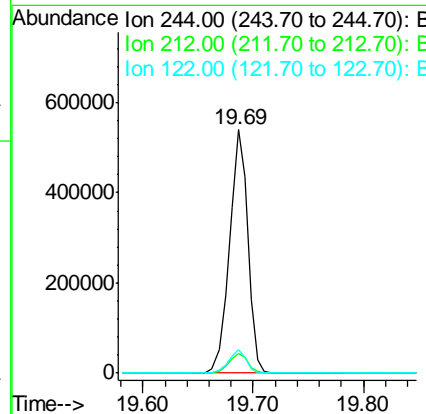
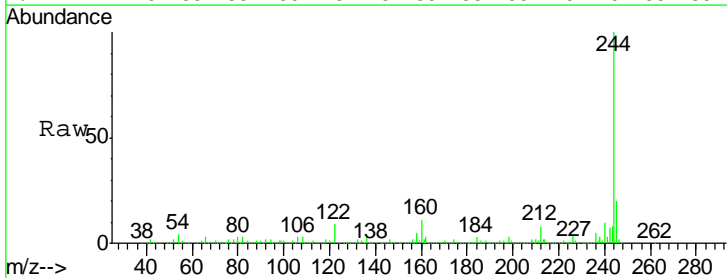
Instrument :
 BNA_G
 ClientSampleId :
 SSTDCCC040

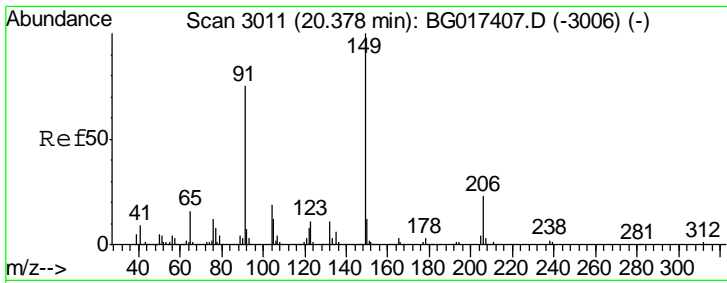
Tgt Ion	Resp	Lower	Upper
202	398739		
200	21.6	17.0	25.4
203	17.8	13.9	20.9



#78
 Terphenyl-d14
 Concen: 77.45 ng
 RT: 19.69 min Scan# 2893
 Delta R.T. -0.00 min
 Lab File: BG017488.D
 Acq: 6 Jun 2015 2:06

Tgt Ion	Resp	Lower	Upper
244	627935		
212	8.3	6.4	9.6
122	9.5	6.6	10.0

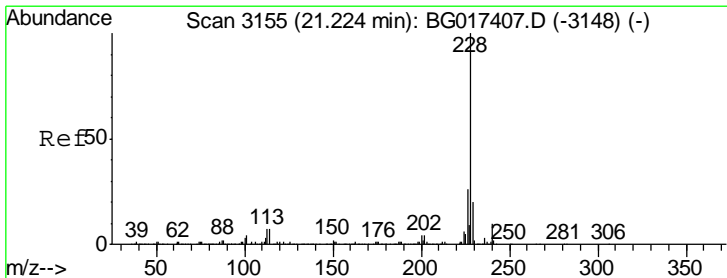
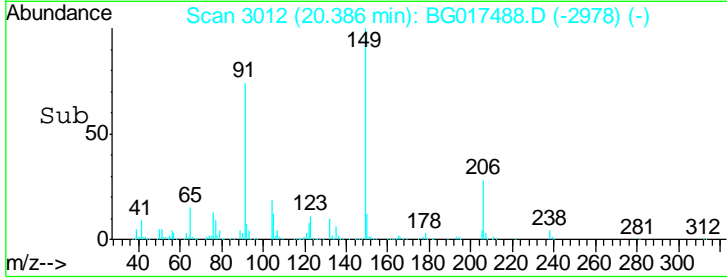
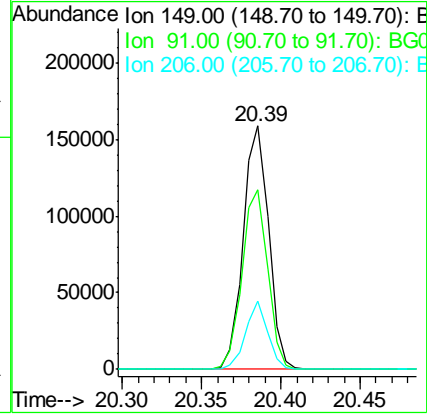
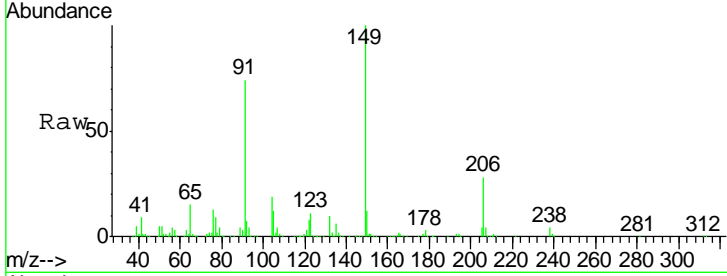




#79
 Butylbenzylphthalate
 Concen: 39.51 ng
 RT: 20.39 min Scan# 3012
 Delta R.T. -0.00 min
 Lab File: BG017488.D
 Acq: 6 Jun 2015 2:06

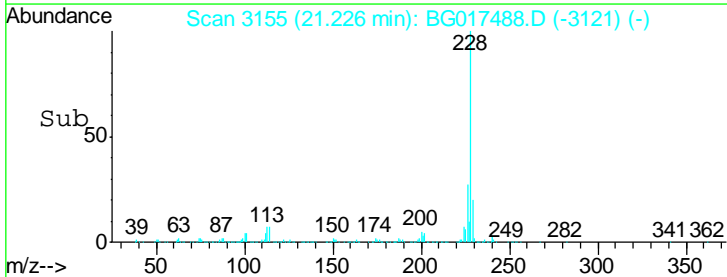
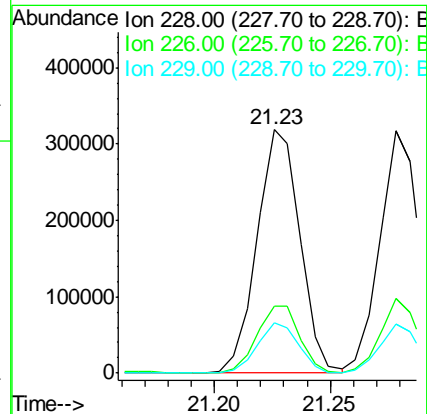
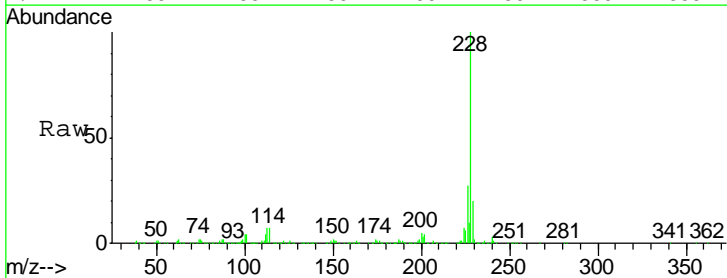
Instrument :
 BNA_G
 ClientSampled :
 SSTDCCC040

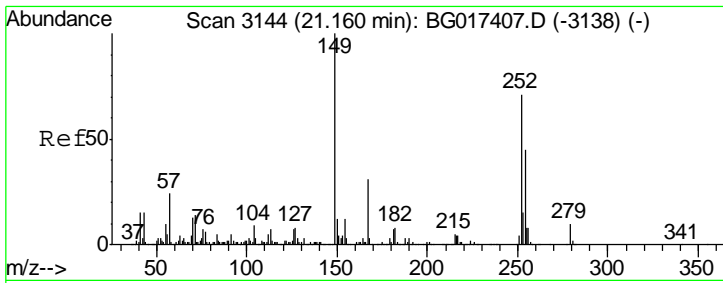
Tgt Ion	Resp	Lower	Upper
149	176496		
91	74.0	59.8	89.6
206	27.8	18.2	27.2#



#80
 Benzo(a)anthracene
 Concen: 39.98 ng
 RT: 21.23 min Scan# 3155
 Delta R.T. -0.00 min
 Lab File: BG017488.D
 Acq: 6 Jun 2015 2:06

Tgt Ion	Resp	Lower	Upper
228	412092		
226	27.4	21.0	31.6
229	20.5	15.7	23.5



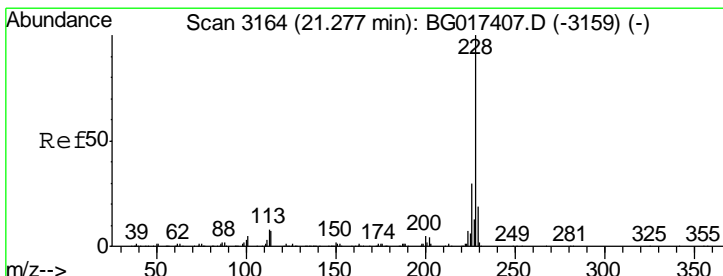
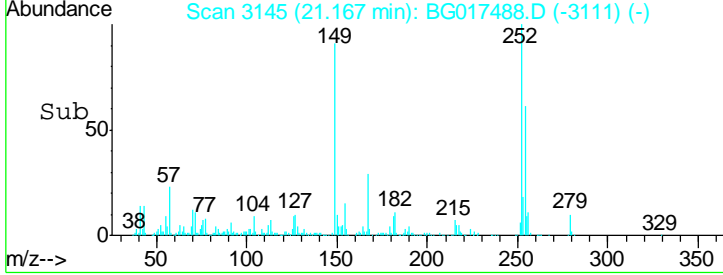
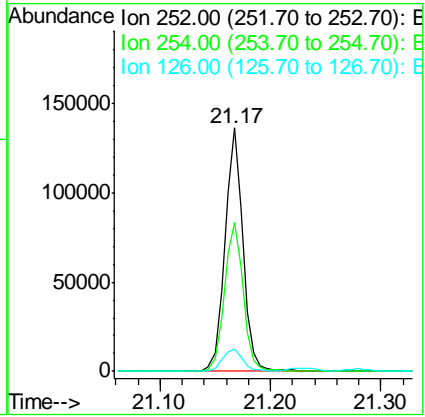
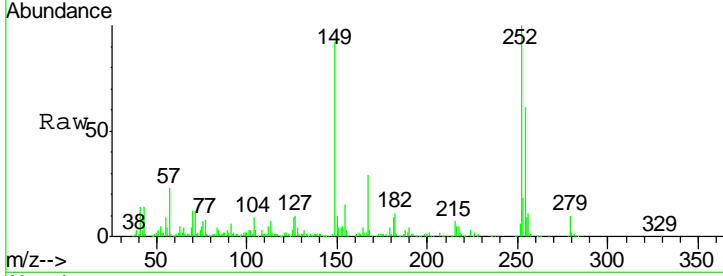


#81
 3,3'-Dichlorobenzidine
 Concen: 40.43 ng
 RT: 21.17 min Scan# 3145
 Delta R.T. -0.00 min
 Lab File: BG017488.D
 Acq: 6 Jun 2015 2:06

Instrument :
 BNA_G
 ClientSampleId :
 SSTDCCC040

Tgt Ion: 252 Resp: 155681

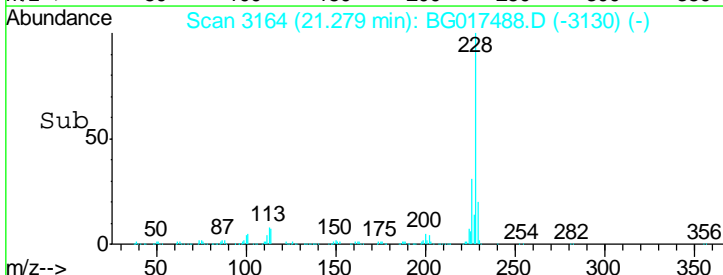
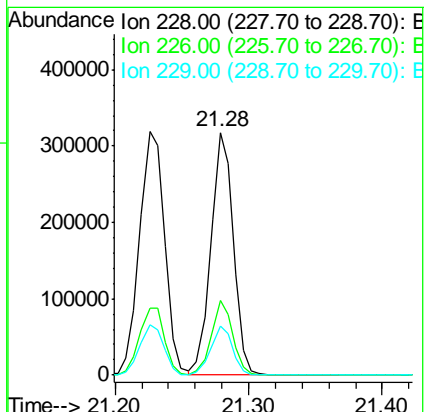
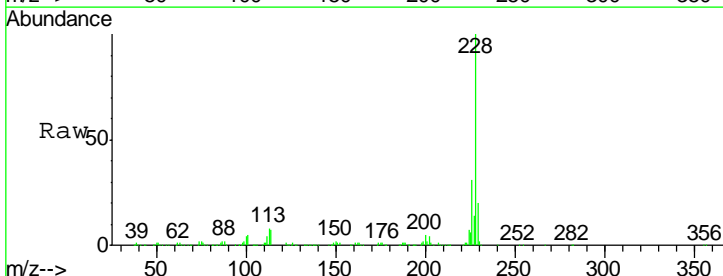
Ion	Ratio	Lower	Upper
252	100		
254	61.1	51.1	76.7
126	9.1	8.2	12.2

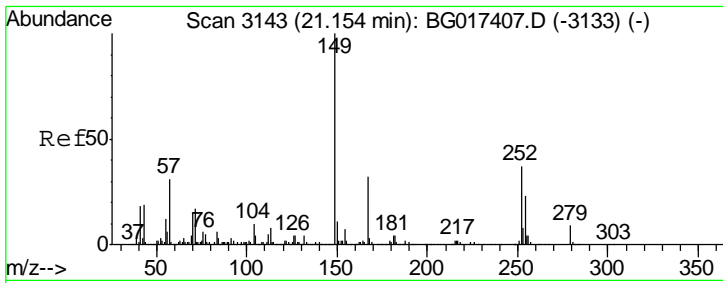


#82
 Chrysene
 Concen: 40.20 ng
 RT: 21.28 min Scan# 3164
 Delta R.T. -0.00 min
 Lab File: BG017488.D
 Acq: 6 Jun 2015 2:06

Tgt Ion: 228 Resp: 375123

Ion	Ratio	Lower	Upper
228	100		
226	30.7	23.7	35.5
229	20.1	15.2	22.8

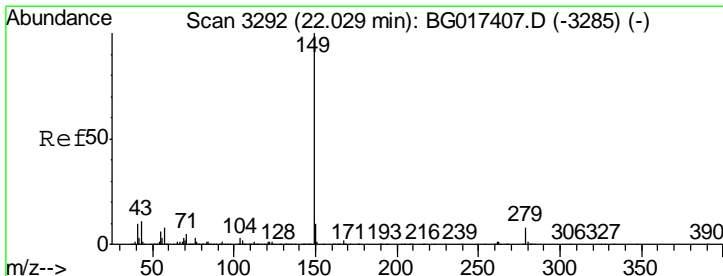
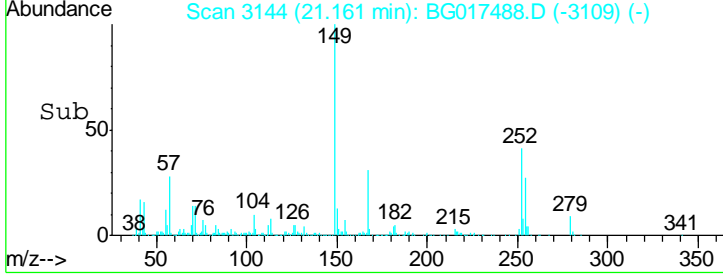
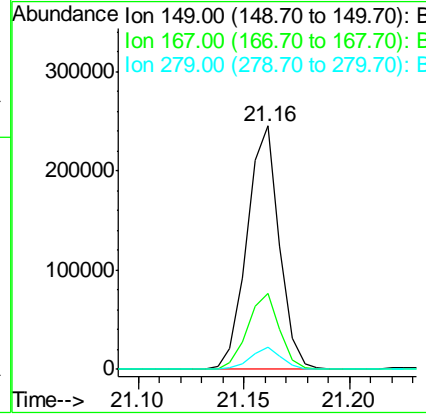
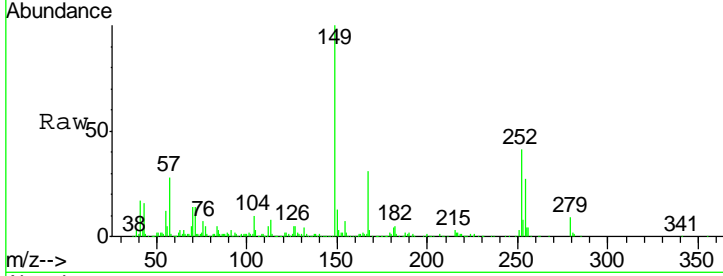




#83
 Bis(2-ethylhexyl)phthalate
 Concen: 40.28 ng
 RT: 21.16 min Scan# 3144
 Delta R.T. 0.00 min
 Lab File: BG017488.D
 Acq: 6 Jun 2015 2:06

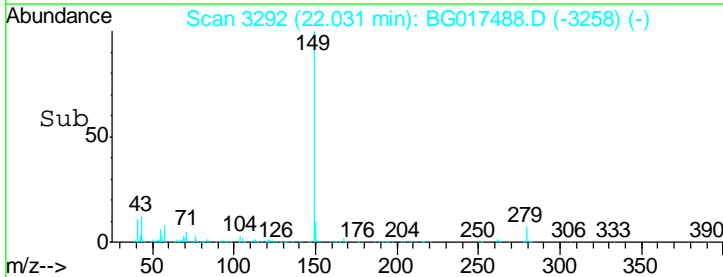
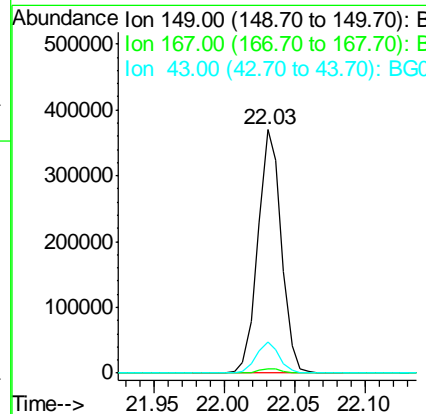
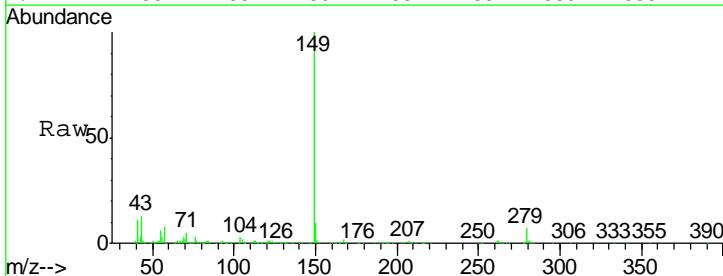
Instrument :
 BNA_G
 ClientSampleId :
 SSTDCCC040

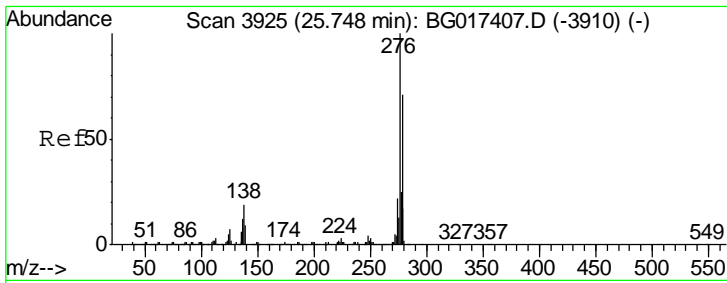
Tgt Ion	Resp	Lower	Upper
149	100		
167	31.3	25.4	38.2
279	9.0	7.1	10.7



#84
 Di-n-octyl phthalate
 Concen: 40.02 ng
 RT: 22.03 min Scan# 3292
 Delta R.T. -0.00 min
 Lab File: BG017488.D
 Acq: 6 Jun 2015 2:06

Tgt Ion	Resp	Lower	Upper
149	100		
167	1.7	1.4	2.2
43	12.3	9.8	14.6

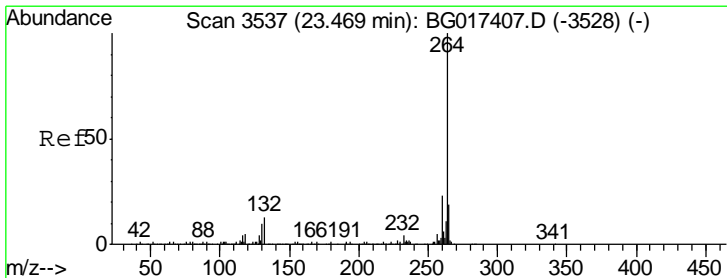
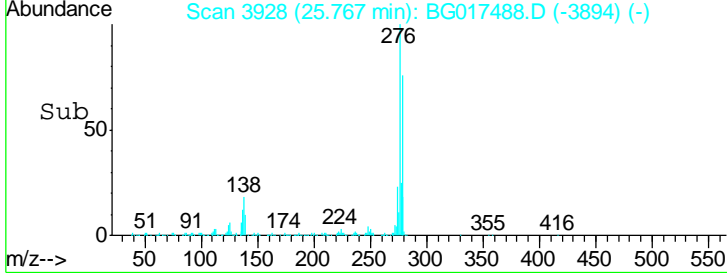
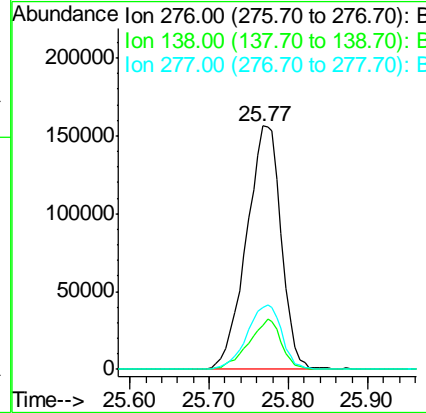
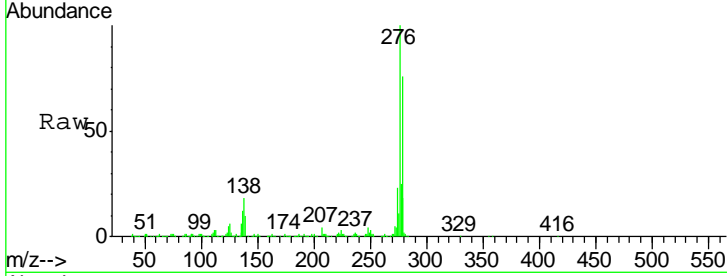




#85
 Indeno(1,2,3-cd)pyrene
 Concen: 40.50 ng
 RT: 25.77 min Scan# 3928
 Delta R.T. -0.00 min
 Lab File: BG017488.D
 Acq: 6 Jun 2015 2:06

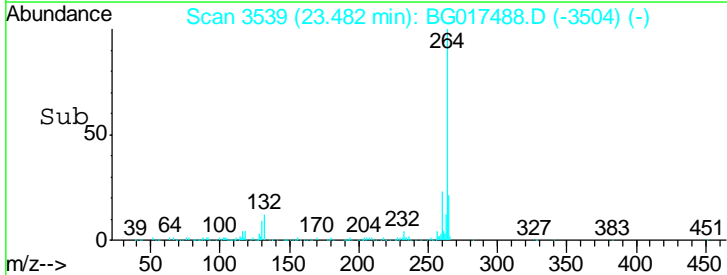
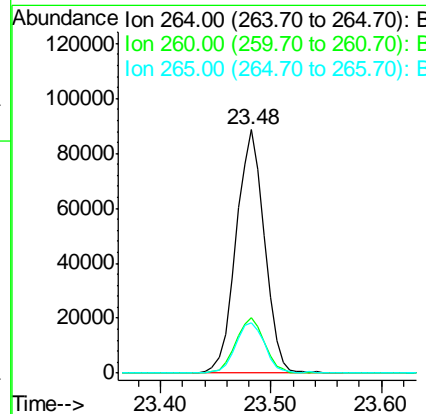
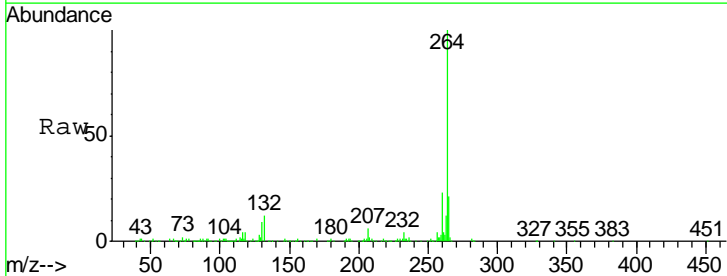
Instrument :
 BNA_G
 ClientSampleId :
 SSTDCCC040

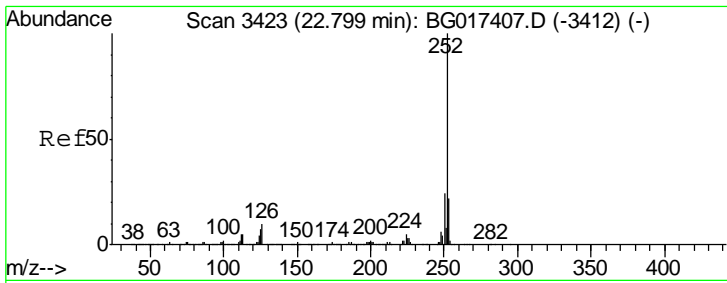
Tgt Ion	Resp	Lower	Upper
276	474635		
138	19.4	15.4	23.0
277	26.6	20.5	30.7



#86
 Perylene-d12
 Concen: 20.00 ng
 RT: 23.48 min Scan# 3539
 Delta R.T. 0.00 min
 Lab File: BG017488.D
 Acq: 6 Jun 2015 2:06

Tgt Ion	Resp	Lower	Upper
264	159651		
260	22.8	18.2	27.4
265	20.7	15.8	23.6

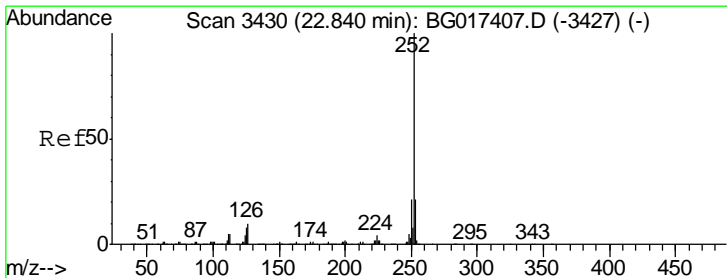
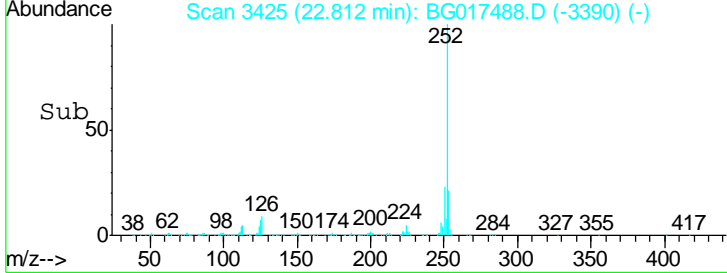
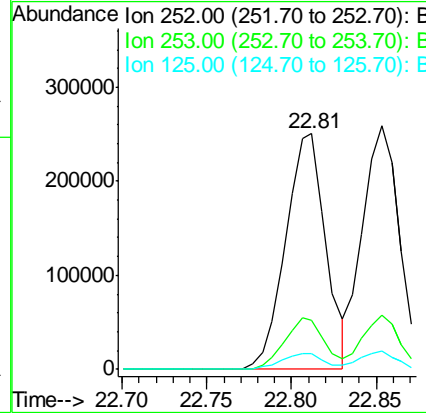
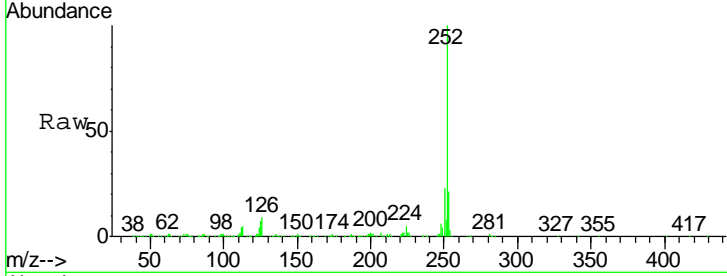




#87
 Benzo(b)fluoranthene
 Concen: 40.85 ng
 RT: 22.81 min Scan# 3425
 Delta R.T. 0.00 min
 Lab File: BG017488.D
 Acq: 6 Jun 2015 2:06

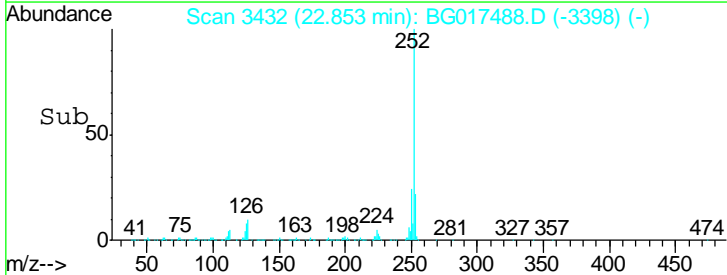
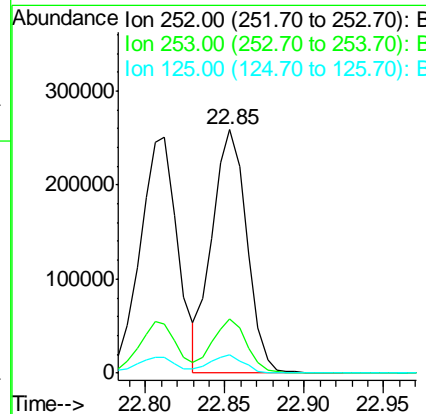
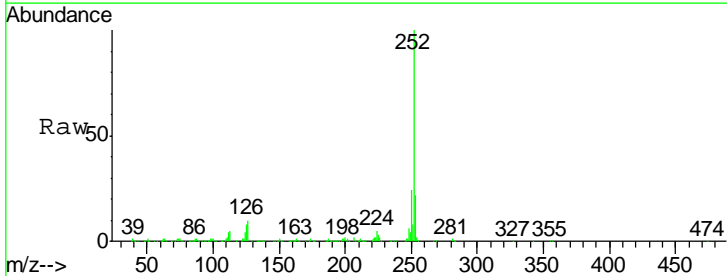
Instrument :
 BNA_G
 ClientSampleId :
 SSTDCCC040

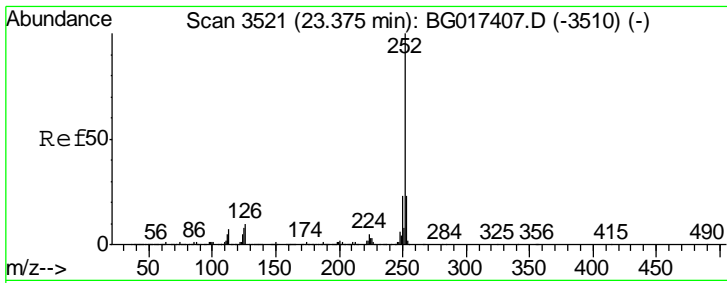
Tgt Ion	Resp	Lower	Upper
252	100		
253	20.9	17.4	26.2
125	6.7	5.8	8.8



#88
 Benzo(k)fluoranthene
 Concen: 40.75 ng
 RT: 22.85 min Scan# 3432
 Delta R.T. -0.00 min
 Lab File: BG017488.D
 Acq: 6 Jun 2015 2:06

Tgt Ion	Resp	Lower	Upper
252	100		
253	22.5	17.7	26.5
125	7.7	6.5	9.7

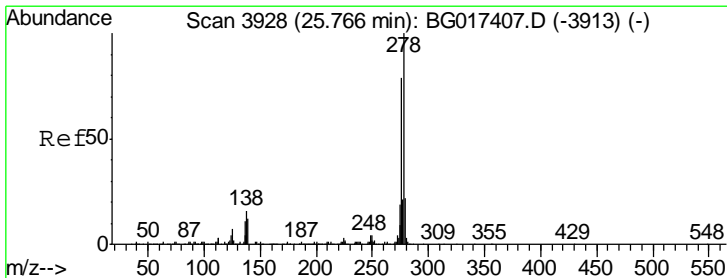
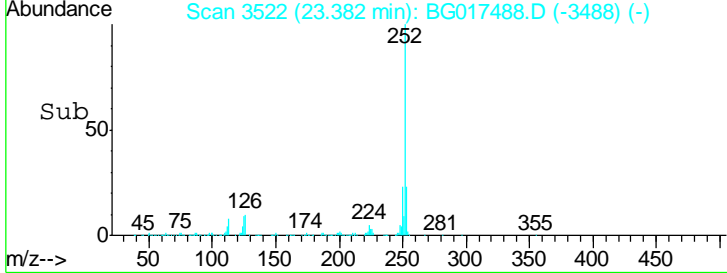
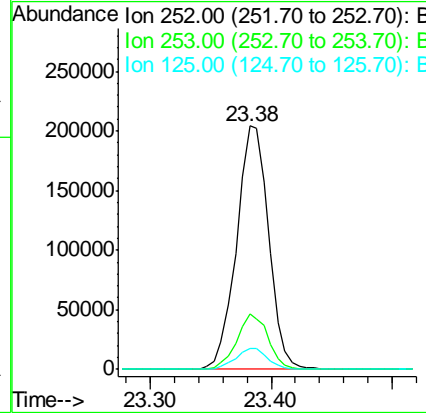
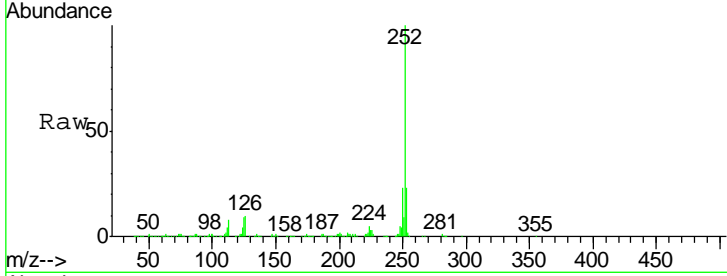




#89
 Benzo(a)pyrene
 Concen: 40.76 ng
 RT: 23.38 min Scan# 3522
 Delta R.T. -0.00 min
 Lab File: BG017488.D
 Acq: 6 Jun 2015 2:06

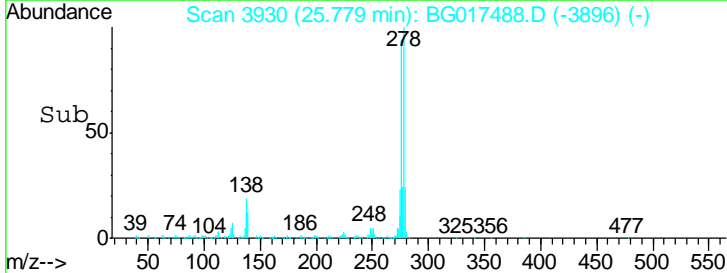
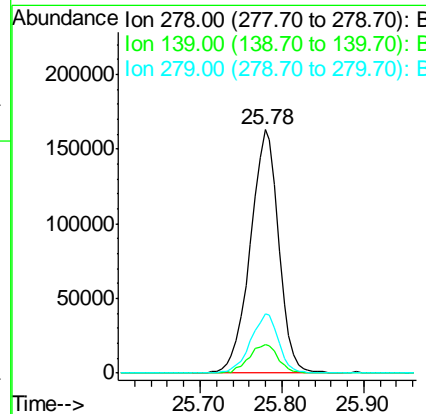
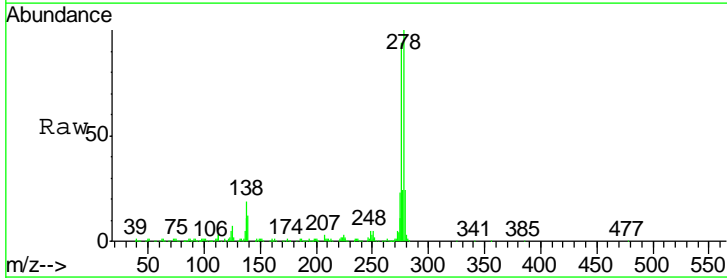
Instrument :
 BNA_G
 ClientSampled :
 SSTDCCC040

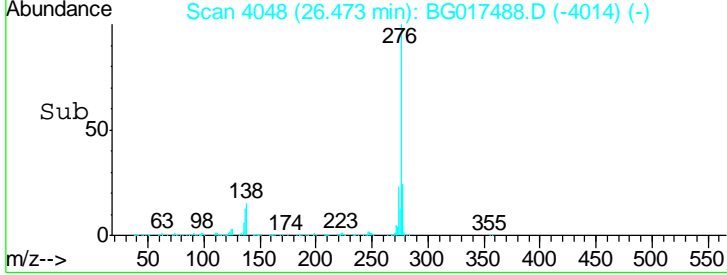
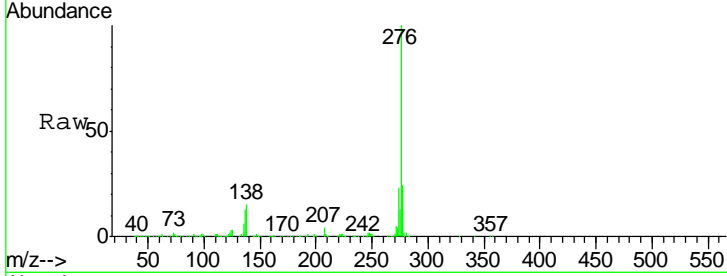
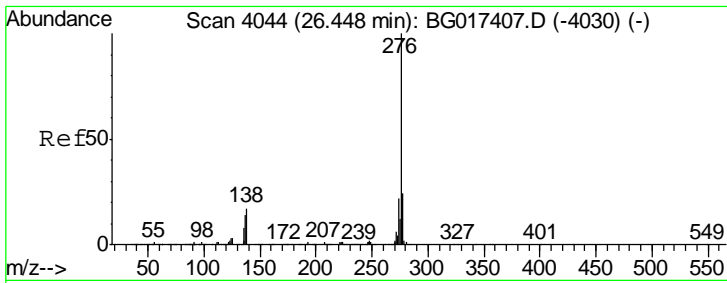
Tgt Ion	Resp	Lower	Upper
252	100		
253	23.0	18.1	27.1
125	8.8	6.5	9.7



#90
 Dibenzo(a,h)anthracene
 Concen: 40.83 ng
 RT: 25.78 min Scan# 3930
 Delta R.T. -0.00 min
 Lab File: BG017488.D
 Acq: 6 Jun 2015 2:06

Tgt Ion	Resp	Lower	Upper
278	100		
139	12.0	9.4	14.0
279	24.2	17.8	26.8





#91
 Benzo(g,h,i)perylene
 Concen: 40.93 ng
 RT: 26.47 min Scan# 4048
 Delta R.T. -0.00 min
 Lab File: BG017488.D
 Acq: 6 Jun 2015 2:06

Instrument :
 BNA_G
 ClientSampleId :
 SSTDCCC040

Tgt Ion: 276 Resp: 375598

Ion	Ratio	Lower	Upper
276	100		
277	23.9	19.2	28.8
138	15.3	13.5	20.3

