

Data Path : Z:\HPCHEM1\BNA_G\DATA\BG060817\
 Data File : BG027335.D
 Acq On : 9 Jun 2017 2:51
 Operator : SJ/MA
 Sample : SSTDCCC040
 Misc :
 ALS Vial : 2 Sample Multiplier: 1

Instrument :
 BNA_G
 ClientSampleId :
 SSTDCCC040

Quant Time: Jun 09 05:51:37 2017
 Quant Method : Z:\HPCHEM1\BNA_G\METHODS\8270-BG060517.M
 Quant Title : ASP BNA STANDARDS FOR 5 POINT CALIBRATION
 QLast Update : Mon Jun 05 16:00:35 2017
 Response via : Initial Calibration

Internal Standards	R.T.	QIon	Response	Conc	Units	Dev(Min)
1) 1,4-Dichlorobenzene-d4	8.55	152	50510	20.00	ng	-0.03
21) Naphthalene-d8	11.38	136	256206	20.00	ng	-0.02
38) Acenaphthene-d10	15.14	164	156663	20.00	ng	-0.02
63) Phenanthrene-d10	17.89	188	364054	20.00	ng	-0.03
75) Chrysene-d12	22.28	240	416125	20.00	ng	-0.03
86) Perylene-d12	25.96	264	375865	20.00	ng	-0.06

System Monitoring Compounds

5) 2-Fluorophenol	6.14	112	300159	90.68	ng	-0.02
7) Phenol-d6	7.69	99	455902	93.83	ng	-0.01
23) Nitrobenzene-d5	9.72	82	412813	101.33	ng	-0.02
41) 2,4,6-Tribromophenol	16.63	330	192208	93.17	ng	-0.02
44) 2-Fluorobiphenyl	13.76	172	926386	82.72	ng	-0.03
78) Terphenyl-d14	20.47	244	1356891	83.18	ng	-0.03

Target Compounds

Target Compounds	R.T.	QIon	Response	Conc	Units	Qvalue
2) 1,4-Dioxane	4.16	88	60580	44.139	ng	# 85
3) Pyridine	4.55	79	194049	45.864	ng	# 77
4) n-Nitrosodimethylamine	4.45	42	74716	47.694	ng	# 47
6) Aniline	7.88	93	271584	44.386	ng	94
8) 2-Chlorophenol	8.12	128	152680	43.683	ng	95
9) Benzaldehyde	7.70	77	149975	44.643	ng	90
10) Phenol	7.72	94	232471	46.786	ng	# 76
11) bis(2-Chloroethyl)ether	7.97	93	182615	44.799	ng	89
12) 1,3-Dichlorobenzene	8.45	146	162021	41.099	ng	95
13) 1,4-Dichlorobenzene	8.59	146	164696	40.707	ng	99
14) 1,2-Dichlorobenzene	8.92	146	161712	40.980	ng	96
15) Benzyl Alcohol	8.78	79	166653	48.680	ng	# 87
16) 2,2'-oxybis(1-Chloropropan	9.06	45	299082	51.278	ng	93
17) 2-Methylphenol	8.97	107	157051	44.714	ng	# 87
18) Hexachloroethane	9.65	117	61219	44.919	ng	# 83
19) n-Nitroso-di-n-propylamine	9.35	70	166083	48.861	ng	# 87
20) 3+4-Methylphenols	9.30	107	224042	46.048	ng	89
22) Acetophenone	9.38	105	279965	42.729	ng	# 85
24) Nitrobenzene	9.76	77	229232	49.390	ng	# 87
25) Isophorone	10.28	82	432621	45.161	ng	# 97
26) 2-Nitrophenol	10.47	139	90791	47.532	ng	# 81
27) 2,4-Dimethylphenol	10.51	122	177647	43.131	ng	95
28) bis(2-Chloroethoxy)methane	10.75	93	269636	43.470	ng	100
29) 2,4-Dichlorophenol	11.01	162	156841	41.712	ng	98
30) 1,2,4-Trichlorobenzene	11.23	180	164591	39.532	ng	97
31) Naphthalene	11.43	128	566196	40.435	ng	99
32) Benzoic acid	10.63	122	132237	46.681	ng	# 90
33) 4-Chloroaniline	11.53	127	240294	41.183	ng	# 91
34) Hexachlorobutadiene	11.70	225	101918	39.830	ng	98
35) Caprolactam	12.30	113	63650	49.357	ng	# 84
36) 4-Chloro-3-methylphenol	12.60	107	211602	44.900	ng	95
37) 2-Methylnaphthalene	12.99	142	406997	39.847	ng	94
39) 1,2,4,5-Tetrachlorobenzene	13.35	216	200436	41.069	ng	98
40) Hexachlorocyclopentadiene	13.32	237	104868	40.371	ng	96

Data Path : Z:\HPCHEM1\BNA_G\DATA\BG060817\
 Data File : BG027335.D
 Acq On : 9 Jun 2017 2:51
 Operator : SJ/MA
 Sample : SSTDCCC040
 Misc :
 ALS Vial : 2 Sample Multiplier: 1

Instrument :
 BNA_G
 ClientSampleId :
 SSTDCCC040

Quant Time: Jun 09 05:51:37 2017
 Quant Method : Z:\HPCHEM1\BNA_G\METHODS\8270-BG060517.M
 Quant Title : ASP BNA STANDARDS FOR 5 POINT CALIBRATION
 QLast Update : Mon Jun 05 16:00:35 2017
 Response via : Initial Calibration

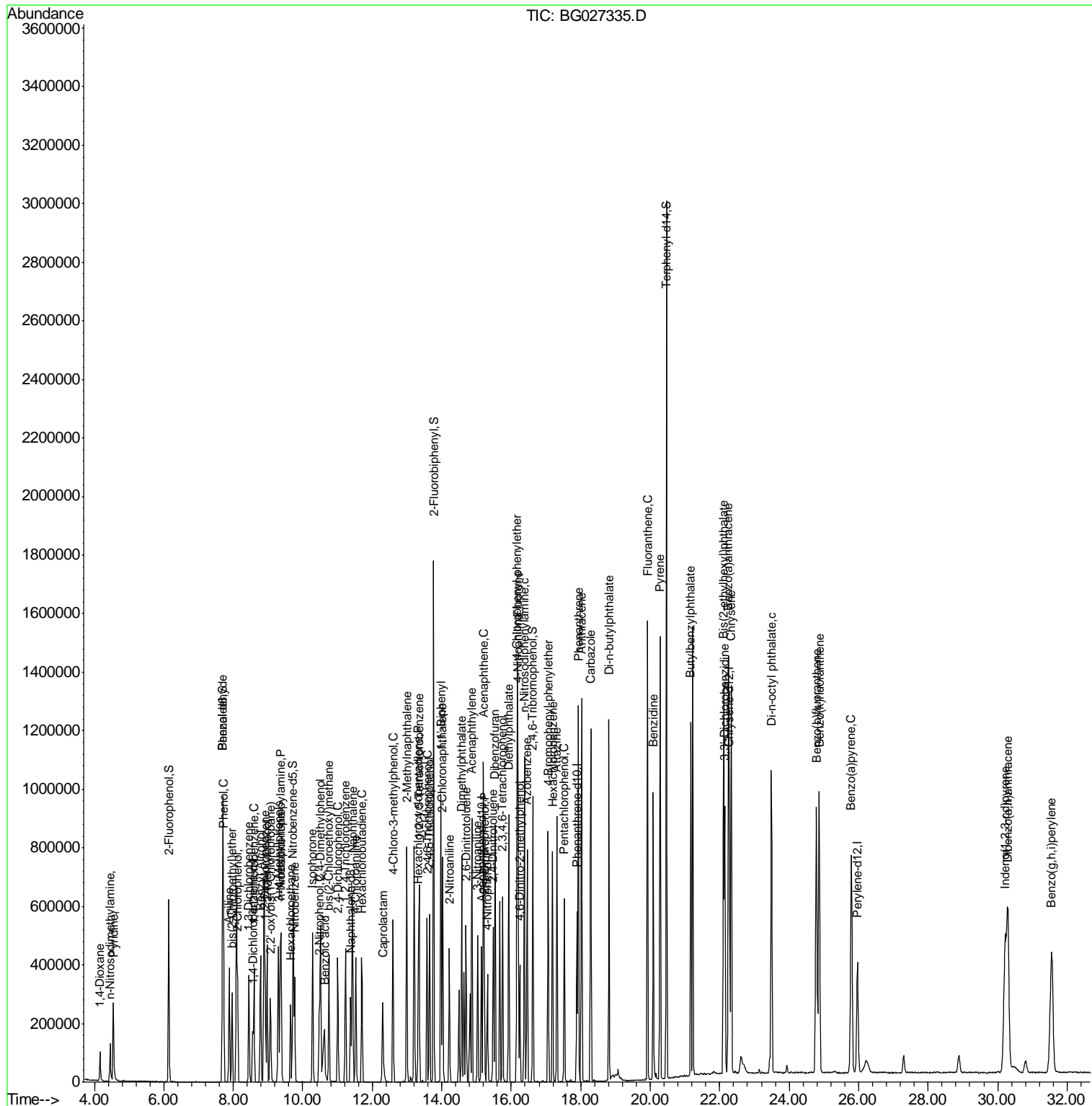
Internal Standards	R.T.	QIon	Response	Conc	Units	Dev(Min)
42) 2,4,6-Trichlorophenol	13.58	196	133822	45.207	ng	93
43) 2,4,5-Trichlorophenol	13.65	196	150747	45.509	ng	96
45) 1,1'-Biphenyl	13.98	154	528394	41.321	ng	97
46) 2-Chloronaphthalene	14.02	162	400518	41.776	ng	97
47) 2-Nitroaniline	14.22	65	153760	55.201	ng	91
48) Acenaphthylene	14.86	152	685141	42.226	ng	98
49) Dimethylphthalate	14.58	163	517298	41.625	ng	97
50) 2,6-Dinitrotoluene	14.70	165	114196	45.555	ng	84
51) Acenaphthene	15.20	154	455005	43.112	ng	99
52) 3-Nitroaniline	15.03	138	121714	46.201	ng	94
53) 2,4-Dinitrophenol	15.23	184	63447	59.369	ng	# 65
54) Dibenzofuran	15.53	168	606351	41.113	ng	93
55) 4-Nitrophenol	15.32	139	100785	45.771	ng	# 59
56) 2,4-Dinitrotoluene	15.48	165	158248	48.849	ng	# 91
57) Fluorene	16.19	166	544380	41.557	ng	98
58) 2,3,4,6-Tetrachlorophenol	15.75	232	131142	44.350	ng	96
59) Diethylphthalate	15.93	149	534174	43.092	ng	98
60) 4-Chlorophenyl-phenylether	16.16	204	270977	41.066	ng	95
61) 4-Nitroaniline	16.20	138	130486	48.608	ng	# 66
62) Azobenzene	16.46	77	550421	47.909	ng	88
64) 4,6-Dinitro-2-methylphenol	16.24	198	92160	54.366	ng	88
65) n-Nitrosodiphenylamine	16.38	169	461795	40.461	ng	99
66) 4-Bromophenyl-phenylether	17.06	248	174342	40.462	ng	95
67) Hexachlorobenzene	17.19	284	189489	40.886	ng	90
68) Atrazine	17.31	200	164128	43.003	ng	98
69) Pentachlorophenol	17.52	266	118024	43.445	ng	98
70) Phenanthrene	17.93	178	827551	40.403	ng	95
71) Anthracene	18.02	178	839520	40.912	ng	99
72) Carbazole	18.29	167	812965	42.005	ng	96
73) Di-n-butylphthalate	18.81	149	890841	47.468	ng	# 94
74) Fluoranthene	19.92	202	954409	43.617	ng	93
76) Benzidine	20.09	184	581133	46.360	ng	98
77) Pyrene	20.29	202	979200	38.946	ng	97
79) Butylbenzylphthalate	21.17	149	396280	44.606	ng	96
80) Benzo(a)anthracene	22.25	228	981868	41.375	ng	95
81) 3,3'-Dichlorobenzidine	22.15	252	381858	41.362	ng	# 98
82) Chrysene	22.33	228	924841	40.592	ng	97
83) Bis(2-ethylhexyl)phthalate	22.11	149	578883	43.117	ng	100
84) Di-n-octyl phthalate	23.49	149	980310	44.087	ng	# 91
85) Indeno(1,2,3-cd)pyrene	30.22	276	1129528	40.936	ng	# 93
87) Benzo(b)fluoranthene	24.78	252	1005003	43.113	ng	# 96
88) Benzo(k)fluoranthene	24.86	252	970481	42.437	ng	# 94
89) Benzo(a)pyrene	25.79	252	934952	42.606	ng	# 93
90) Dibenzo(a,h)anthracene	30.30	278	989056	43.056	ng	# 94
91) Benzo(g,h,i)perylene	31.55	276	944143	42.440	ng	# 91

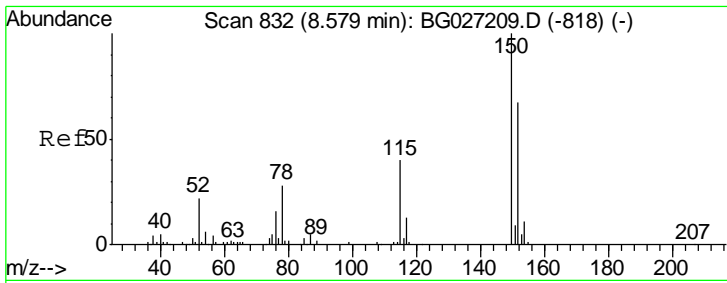
(#) = qualifier out of range (m) = manual integration (+) = signals summed

Data Path : Z:\HPCHEM1\BNA_G\DATA\BG060817\
 Data File : BG027335.D
 Acq On : 9 Jun 2017 2:51
 Operator : SJ/MA
 Sample : SSTDCCC040
 Misc :
 ALS Vial : 2 Sample Multiplier: 1

Instrument :
 BNA_G
 Client Sampled :
 SSTDCCC040

Quant Time: Jun 09 05:51:37 2017
 Quant Method : Z:\HPCHEM1\BNA_G\METHODS\8270-BG060517.M
 Quant Title : ASP BNA STANDARDS FOR 5 POINT CALIBRATION
 QLast Update : Mon Jun 05 16:00:35 2017
 Response via : Initial Calibration

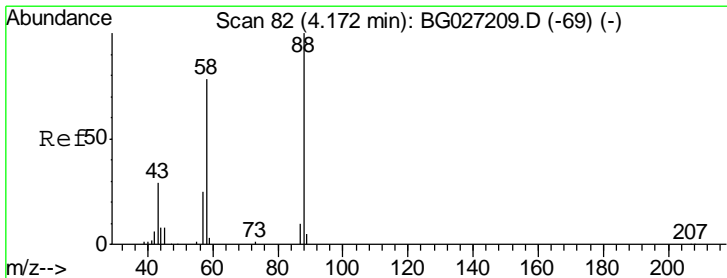
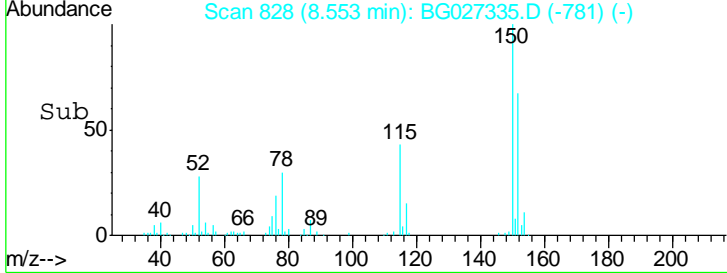
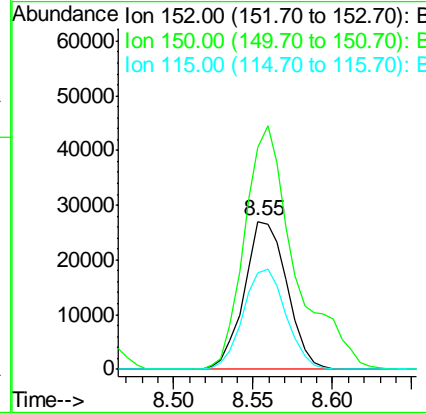
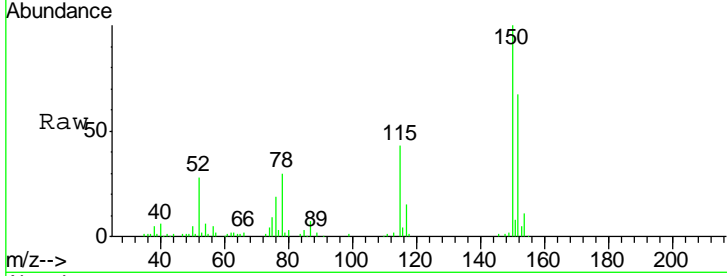




#1
 1,4-Dichlorobenzene-d4
 Concen: 20.000 ng
 RT: 8.55 min Scan# 828
 Delta R.T. -0.03 min
 Lab File: BG027335.D
 Acq: 9 Jun 2017 2:51

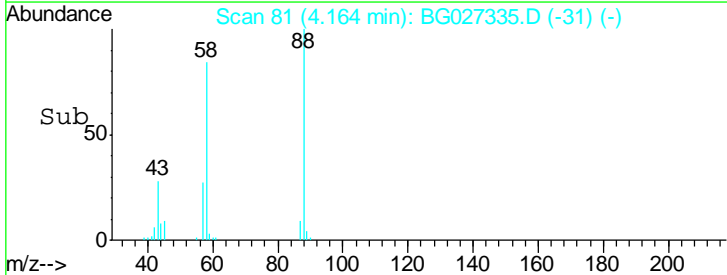
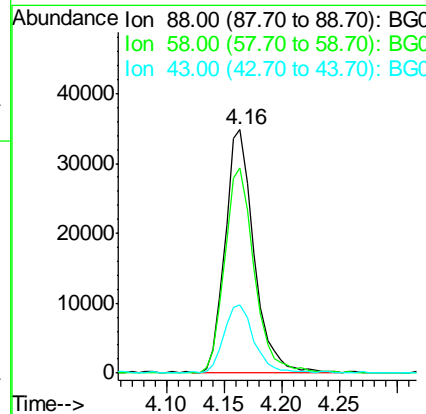
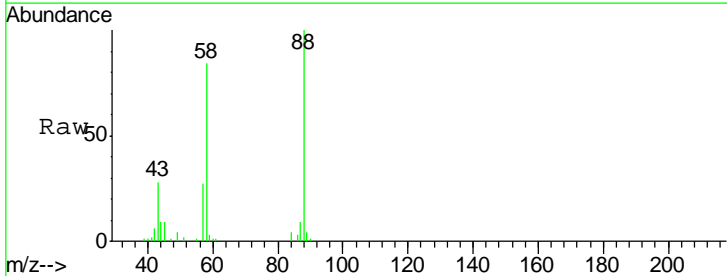
Instrument :
 BNA_G
 ClientSampleId :
 SSTDCCC040

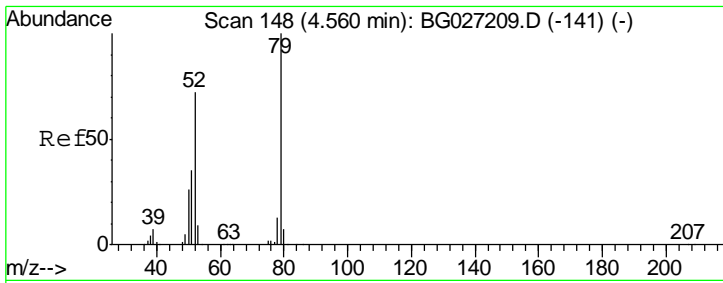
Tgt Ion	Resp	Lower	Upper
152	100		
150	149.9	114.0	171.0
115	65.0	48.1	72.1



#2
 1,4-Dioxane
 Concen: 44.139 ng
 RT: 4.16 min Scan# 81
 Delta R.T. -0.01 min
 Lab File: BG027335.D
 Acq: 9 Jun 2017 2:51

Tgt Ion	Resp	Lower	Upper
88	100		
58	86.2	79.4	119.2
43	29.2	33.8	50.6#

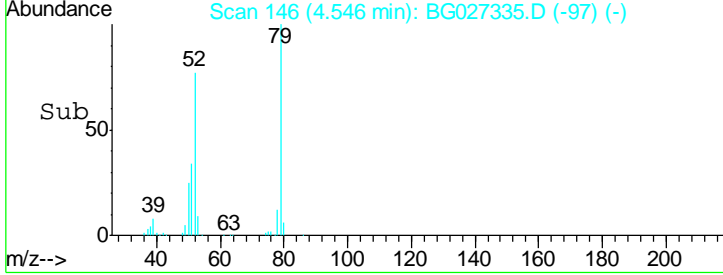
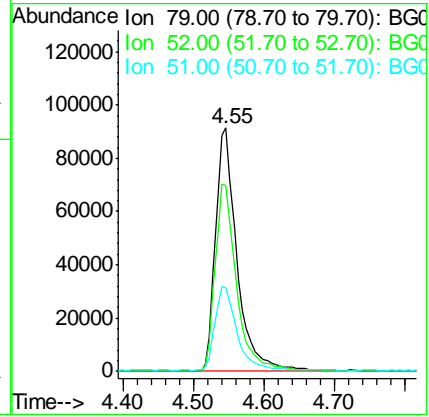
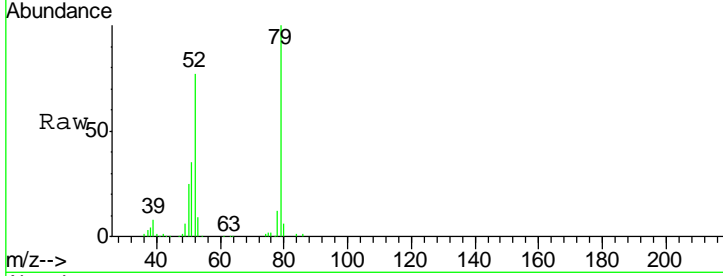




#3
 Pyridine
 Concen: 45.864 ng
 RT: 4.55 min Scan# 146
 Delta R.T. -0.01 min
 Lab File: BG027335.D
 Acq: 9 Jun 2017 2:51

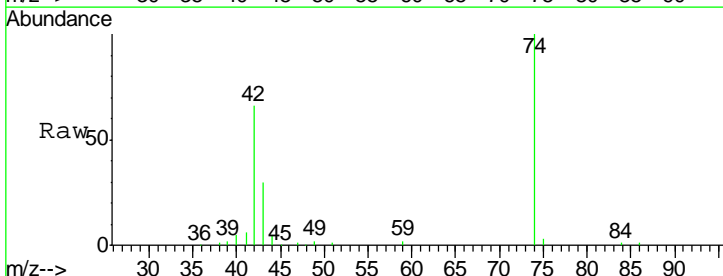
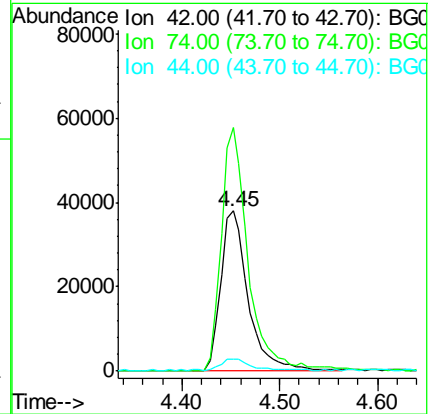
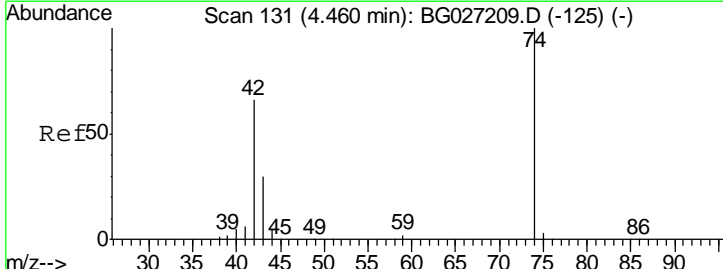
Instrument :
 BNA_G
ClientSampleId :
 SSTDCCC040

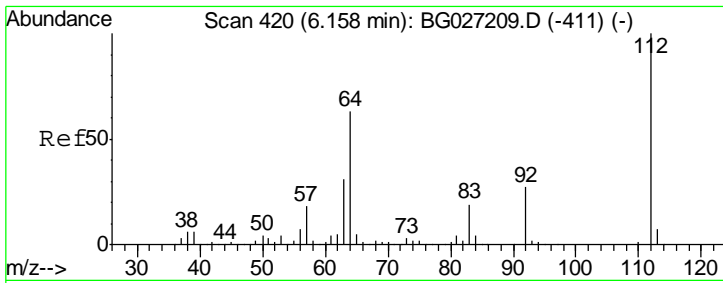
Tgt Ion	Resp	Lower	Upper
79	194049		
52	76.5	77.8	116.6#
51	34.6	43.2	64.8#



#4
 n-Nitrosodimethylamine
 Concen: 47.694 ng
 RT: 4.45 min Scan# 130
 Delta R.T. -0.01 min
 Lab File: BG027335.D
 Acq: 9 Jun 2017 2:51

Tgt Ion	Resp	Lower	Upper
42	74716		
74	152.1	76.7	115.1#
44	7.6	6.1	9.1

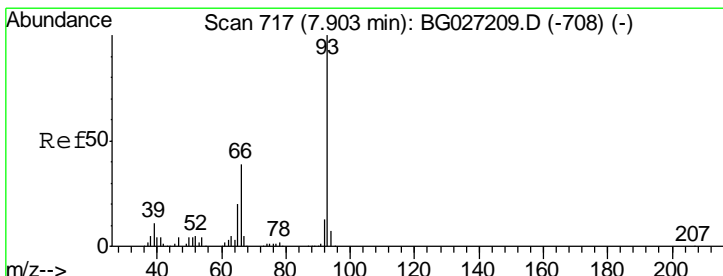
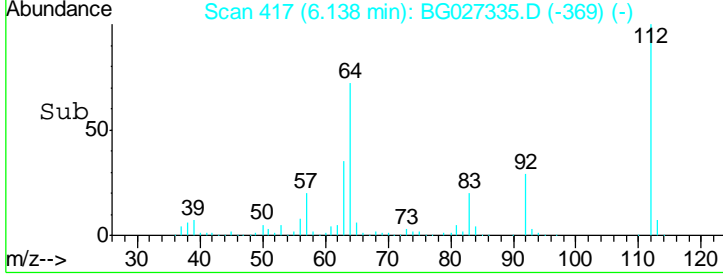
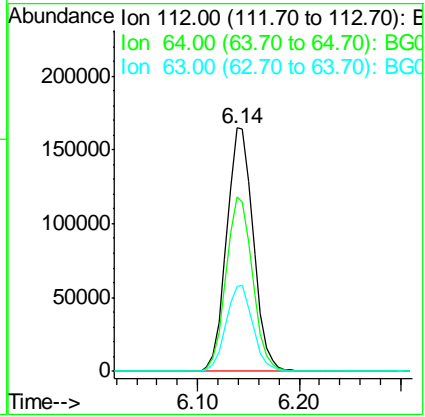
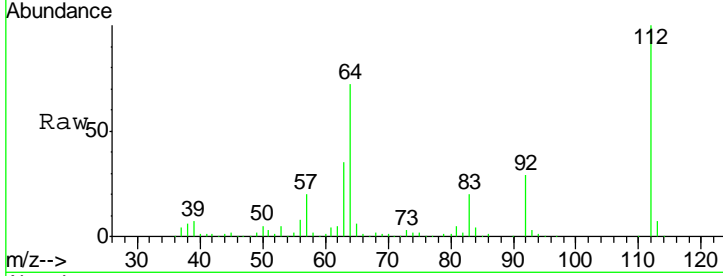




#5
 2-Fluorophenol
 Concen: 90.682 ng
 RT: 6.14 min Scan# 417
 Delta R.T. -0.02 min
 Lab File: BG027335.D
 Acq: 9 Jun 2017 2:51

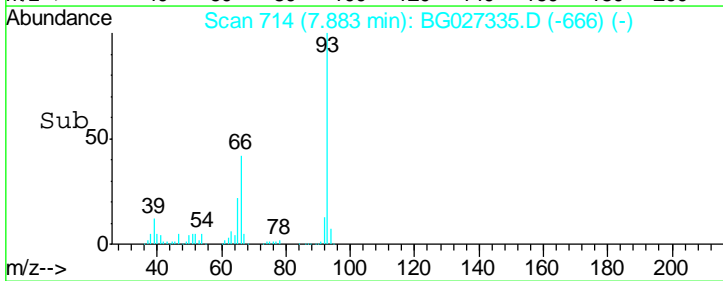
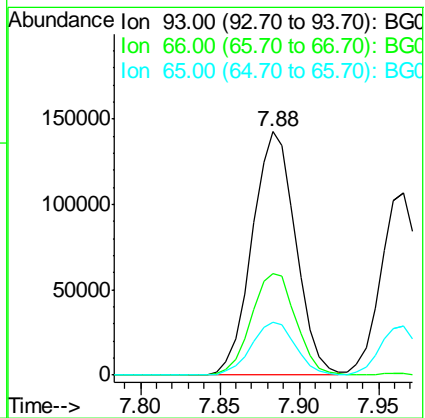
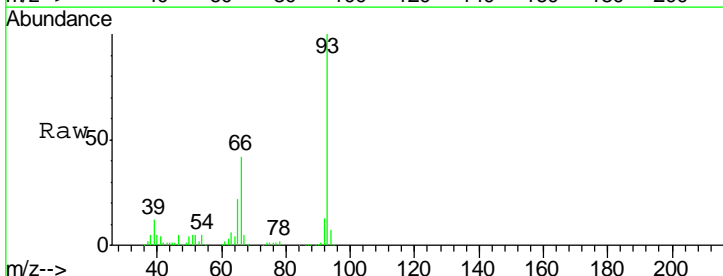
Instrument :
 BNA_G
ClientSampled :
 SSTDCCC040

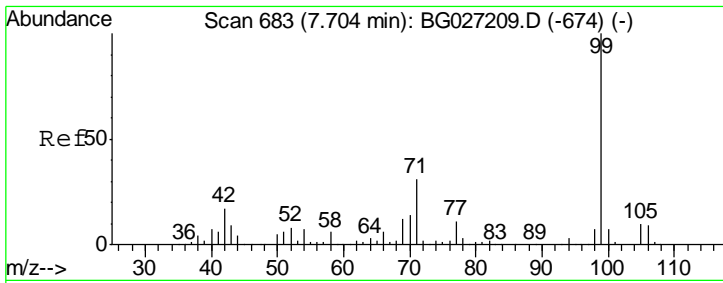
Tgt Ion	Resp	Lower	Upper
112	100		
64	71.7	61.8	92.6
63	34.7	37.2	55.8#



#6
 Aniline
 Concen: 44.386 ng
 RT: 7.88 min Scan# 714
 Delta R.T. -0.02 min
 Lab File: BG027335.D
 Acq: 9 Jun 2017 2:51

Tgt Ion	Resp	Lower	Upper
93	100		
66	41.9	35.4	53.2
65	21.8	21.2	31.8

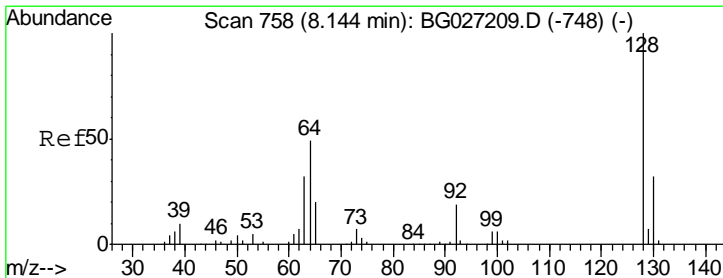
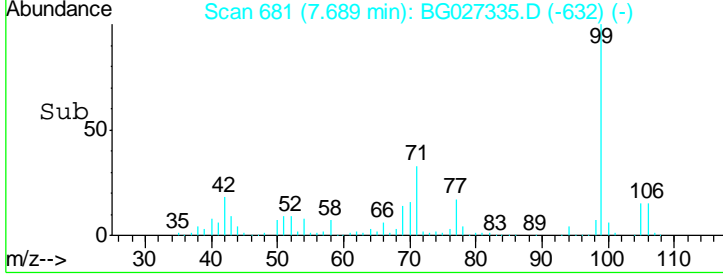
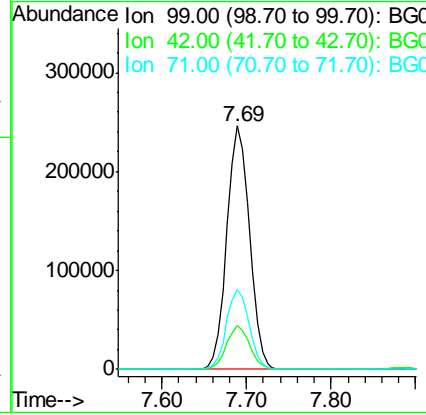
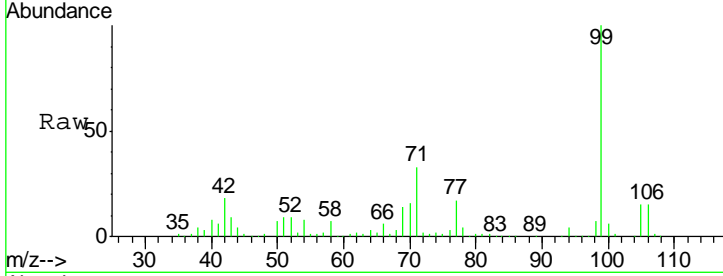




#7
 Phenol-d6
 Concen: 93.831 ng
 RT: 7.69 min Scan# 681
 Delta R.T. -0.01 min
 Lab File: BG027335.D
 Acq: 9 Jun 2017 2:51

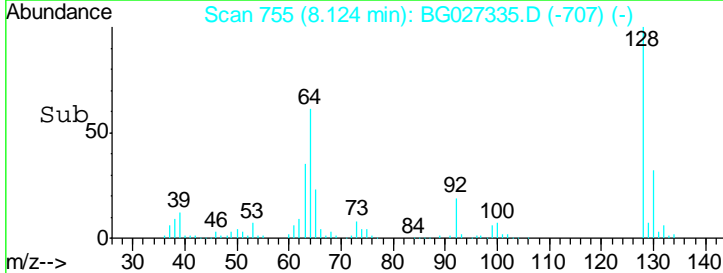
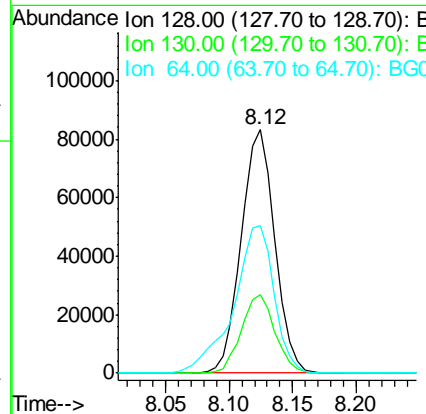
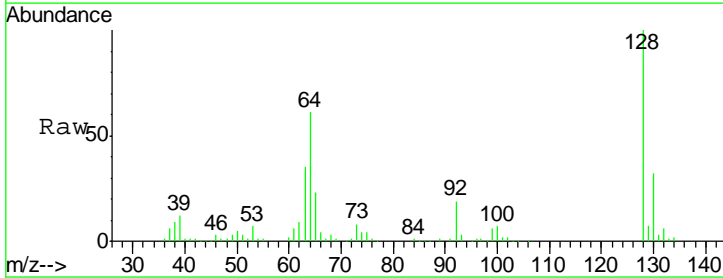
Instrument :
 BNA_G
 ClientSampleId :
 SSTDCCC040

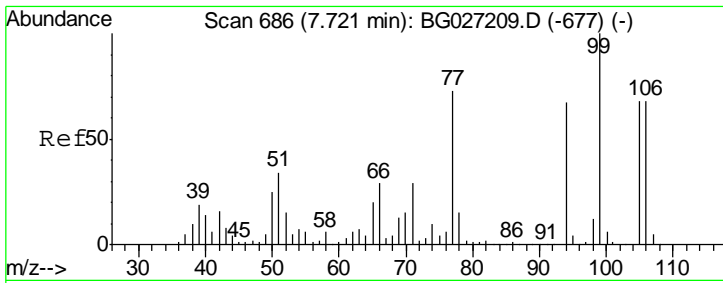
Tgt Ion	Resp	Lower	Upper
99	100		
42	18.0	20.5	30.7#
71	32.8	37.6	56.4#



#8
 2-Chlorophenol
 Concen: 43.683 ng
 RT: 8.12 min Scan# 755
 Delta R.T. -0.02 min
 Lab File: BG027335.D
 Acq: 9 Jun 2017 2:51

Tgt Ion	Resp	Lower	Upper
128	100		
130	32.2	11.4	51.4
64	60.7	46.6	86.6

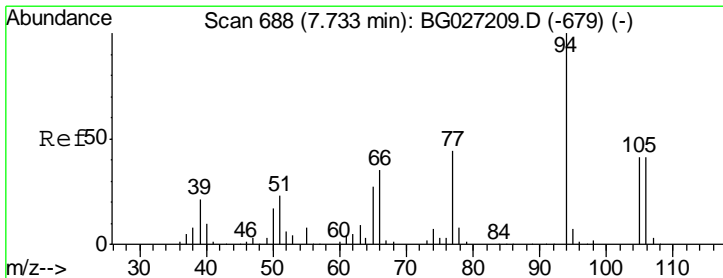
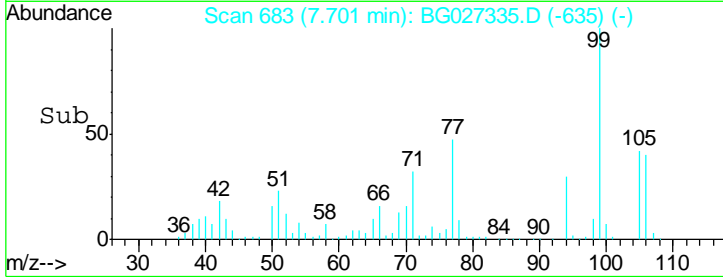
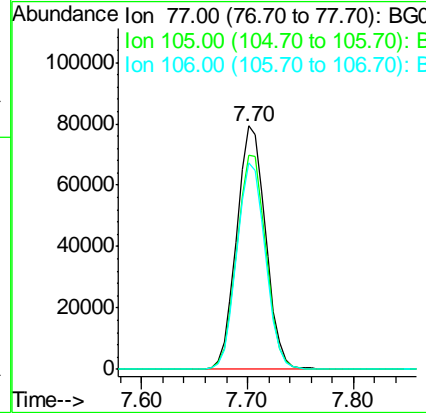
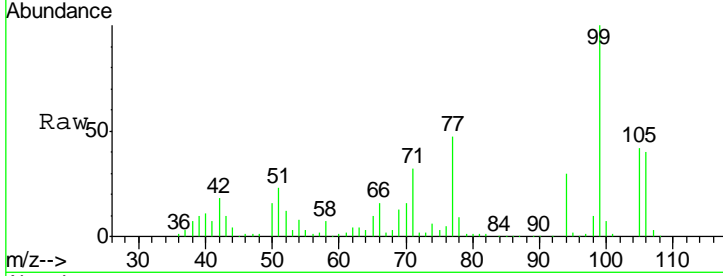




#9
Benzaldehyde
Concen: 44.643 ng
RT: 7.70 min Scan# 683
Delta R.T. -0.02 min
Lab File: BG027335.D
Acq: 9 Jun 2017 2:51

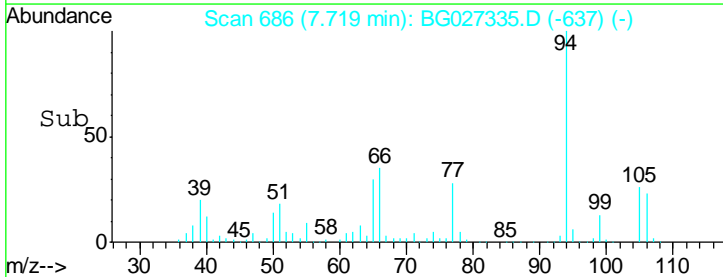
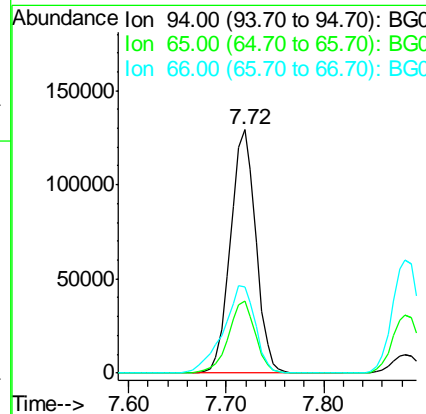
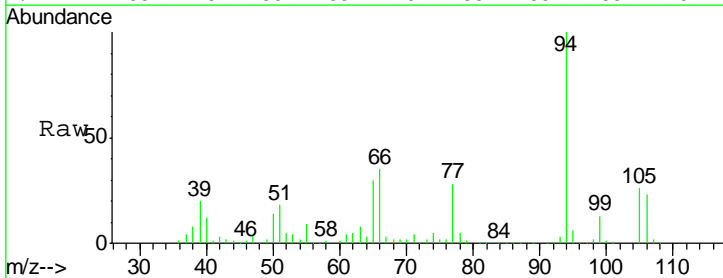
Instrument :
BNA_G
ClientSampleId :
SSTDCCC040

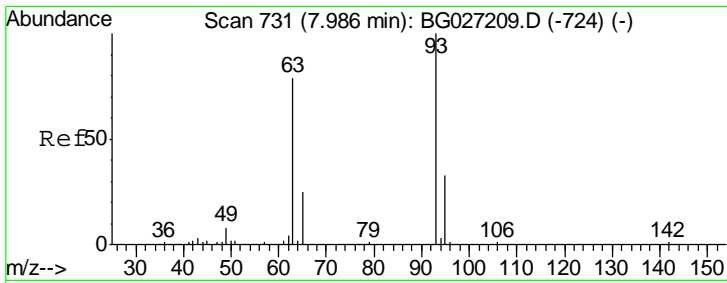
Tgt Ion	Resp	Lower	Upper
77	100		
105	88.2	60.9	100.9
106	84.7	55.1	95.1



#10
Phenol
Concen: 46.786 ng
RT: 7.72 min Scan# 686
Delta R.T. -0.01 min
Lab File: BG027335.D
Acq: 9 Jun 2017 2:51

Tgt Ion	Resp	Lower	Upper
94	100		
65	29.6	20.6	60.6
66	35.2	35.5	75.5#

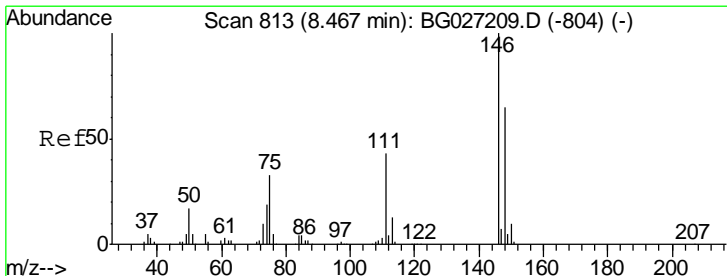
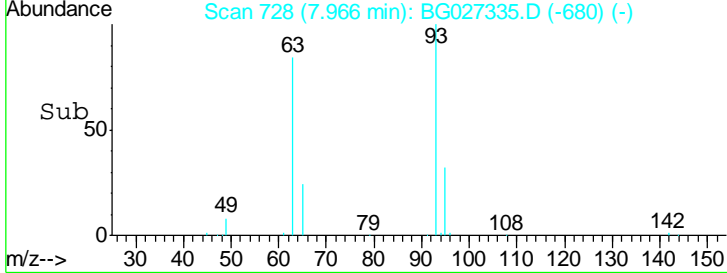
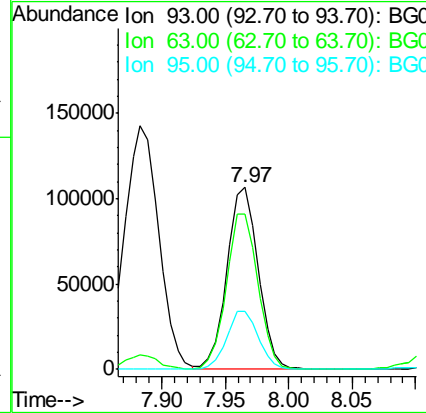
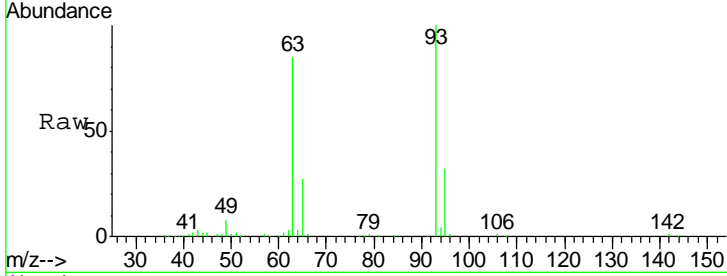




#11
 bis(2-Chloroethyl)ether
 Concen: 44.799 ng
 RT: 7.97 min Scan# 728
 Delta R.T. -0.02 min
 Lab File: BG027335.D
 Acq: 9 Jun 2017 2:51

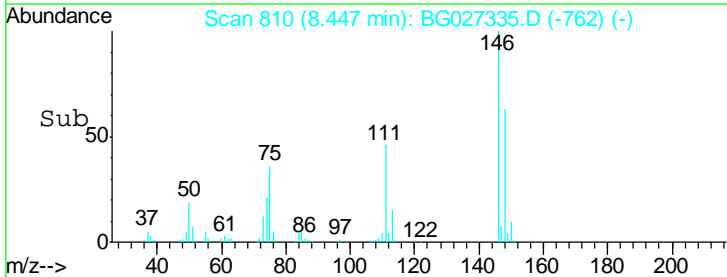
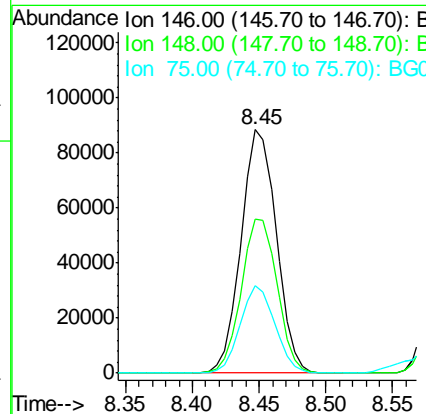
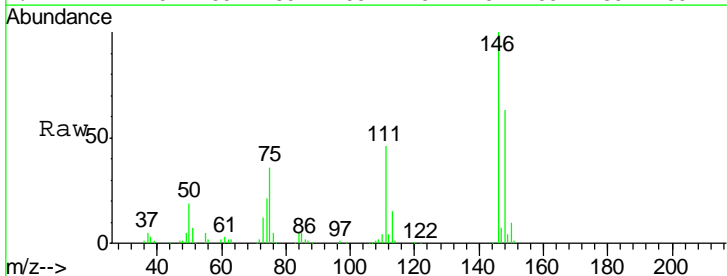
Instrument :
 BNA_G
ClientSampleId :
 SSTDCCC040

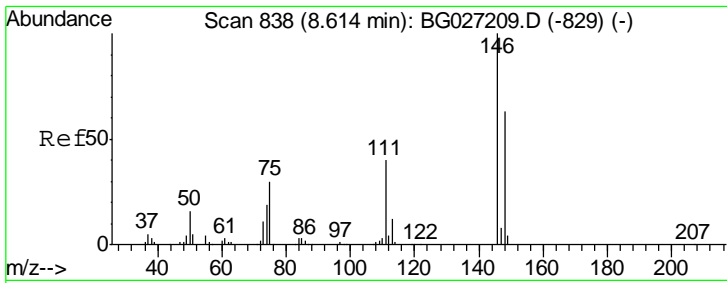
Tgt Ion	Resp	Lower	Upper
93	182615		
93	100		
63	85.3	78.5	118.5
95	32.2	9.8	49.8



#12
 1,3-Dichlorobenzene
 Concen: 41.099 ng
 RT: 8.45 min Scan# 810
 Delta R.T. -0.02 min
 Lab File: BG027335.D
 Acq: 9 Jun 2017 2:51

Tgt Ion	Resp	Lower	Upper
146	162021		
146	100		
148	63.2	49.2	73.8
75	36.0	33.4	50.2

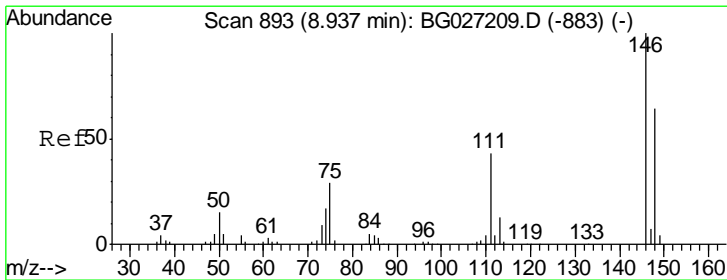
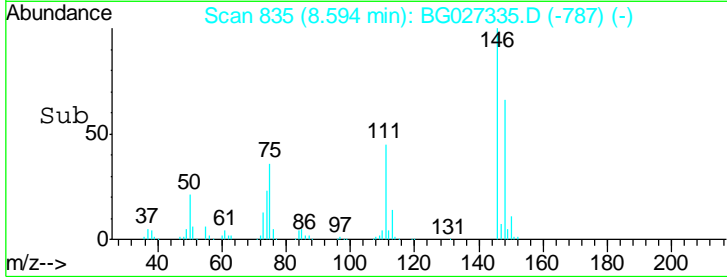
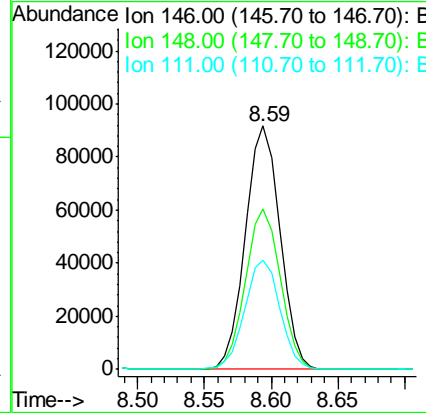
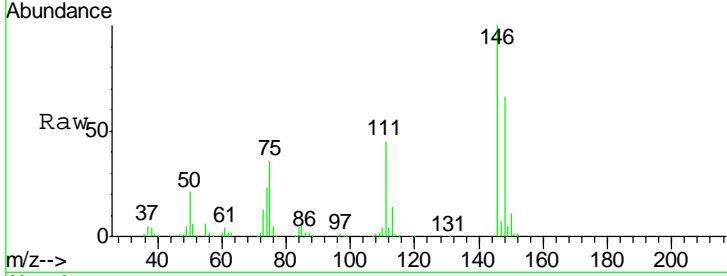




#13
 1,4-Dichlorobenzene
 Concen: 40.707 ng
 RT: 8.59 min Scan# 835
 Delta R.T. -0.02 min
 Lab File: BG027335.D
 Acq: 9 Jun 2017 2:51

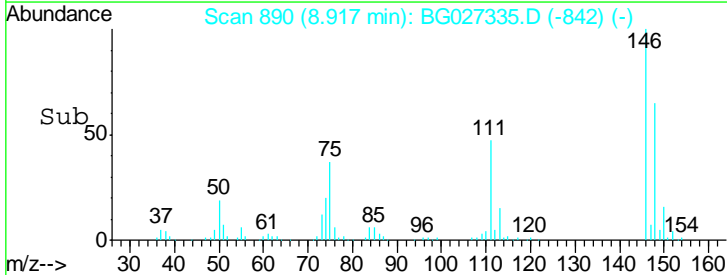
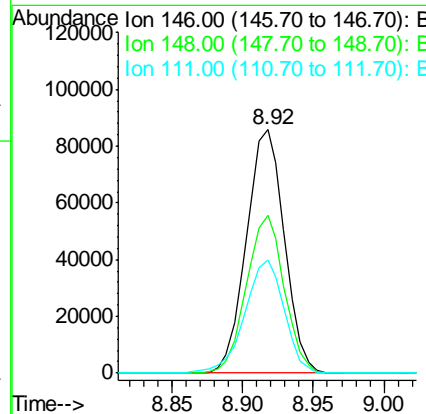
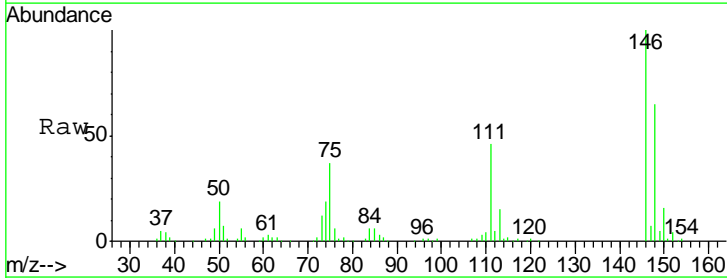
Instrument :
 BNA_G
 ClientSampleId :
 SSTDCCC040

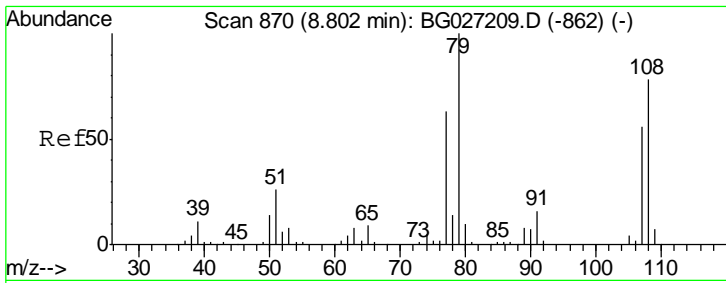
Tgt Ion	Resp	Lower	Upper
146	100		
148	65.7	52.2	78.2
111	44.7	37.0	55.6



#14
 1,2-Dichlorobenzene
 Concen: 40.980 ng
 RT: 8.92 min Scan# 890
 Delta R.T. -0.02 min
 Lab File: BG027335.D
 Acq: 9 Jun 2017 2:51

Tgt Ion	Resp	Lower	Upper
146	100		
148	64.9	54.6	81.8
111	46.4	39.7	59.5

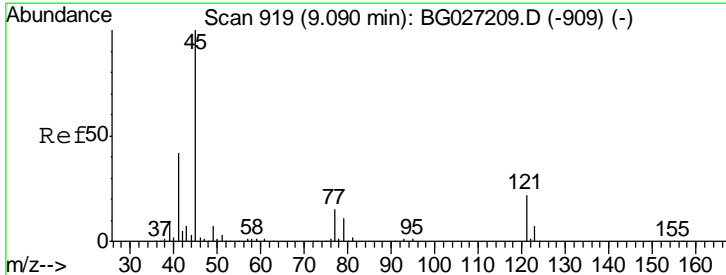
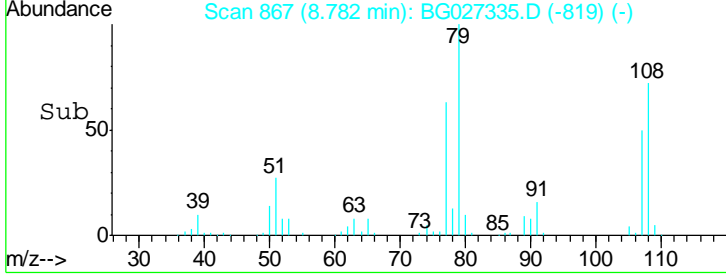
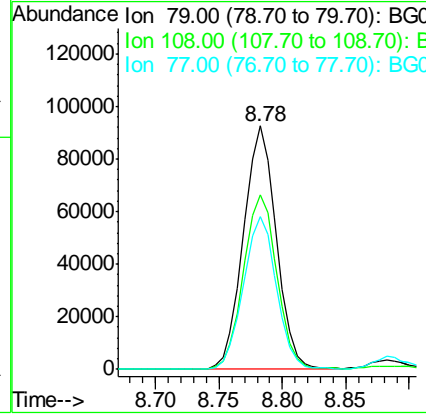
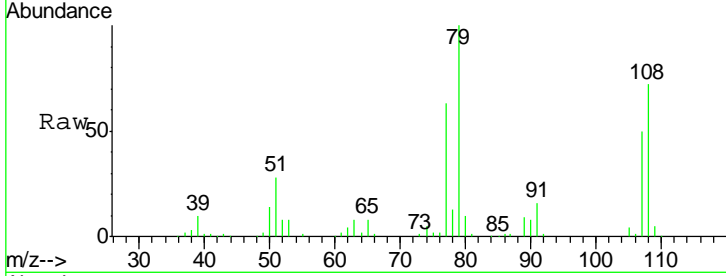




#15
 Benzyl Alcohol
 Concen: 48.680 ng
 RT: 8.78 min Scan# 867
 Delta R.T. -0.02 min
 Lab File: BG027335.D
 Acq: 9 Jun 2017 2:51

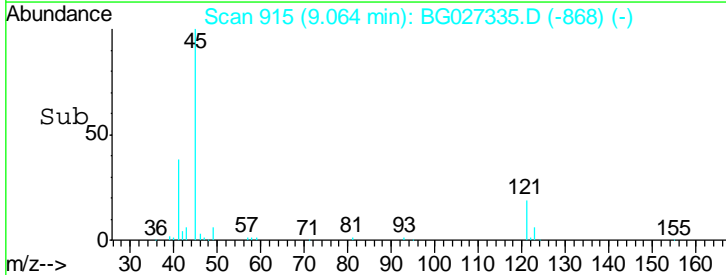
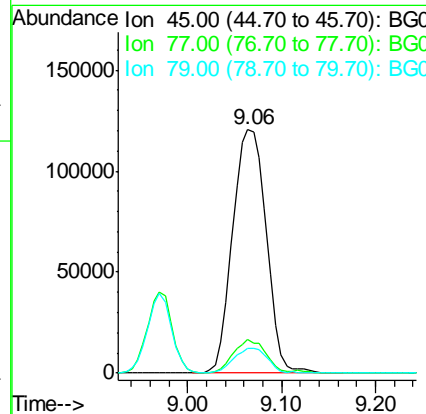
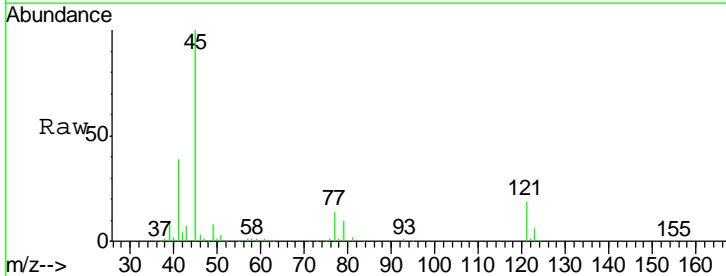
Instrument :
 BNA_G
 ClientSampleId :
 SSTDCCC040

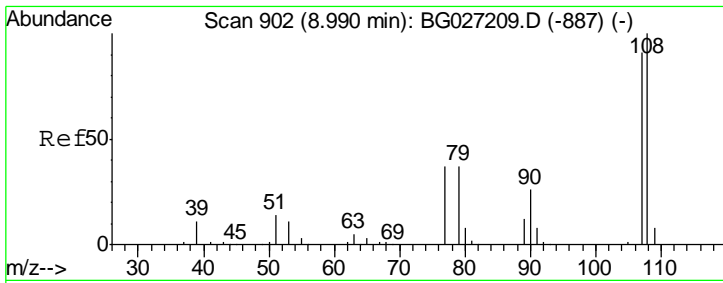
Tgt Ion	Resp	Lower	Upper
79	166653		
108	71.5	45.5	68.3#
77	62.6	54.3	81.5



#16
 2,2'-oxybis(1-Chloropropane)
 Concen: 51.278 ng
 RT: 9.06 min Scan# 915
 Delta R.T. -0.03 min
 Lab File: BG027335.D
 Acq: 9 Jun 2017 2:51

Tgt Ion	Resp	Lower	Upper
45	299082		
77	13.7	0.0	30.6
79	10.3	0.0	28.5

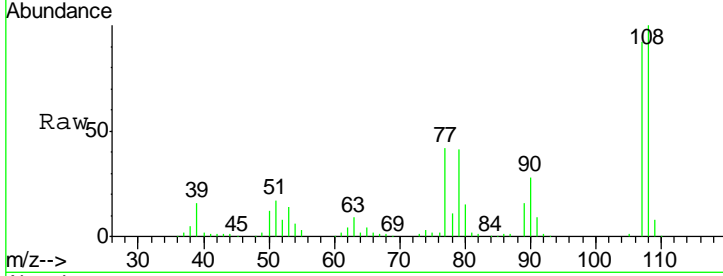




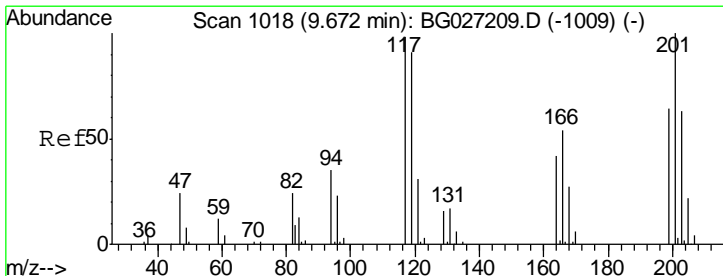
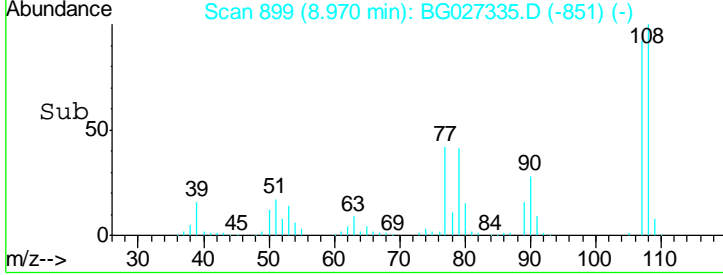
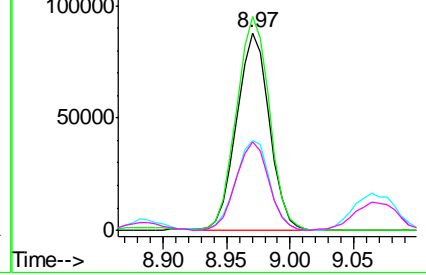
#17
 2-Methylphenol
 Concen: 44.714 ng
 RT: 8.97 min Scan# 899
 Delta R.T. -0.02 min
 Lab File: BG027335.D
 Acq: 9 Jun 2017 2:51

Instrument :
 BNA_G
 ClientSampleID :
 SSTDCCC040

Tgt Ion	Resp	Lower	Upper
107	157051		
108	108.3	85.6	128.4
77	45.5	51.4	77.2#
79	44.6	49.2	73.8#

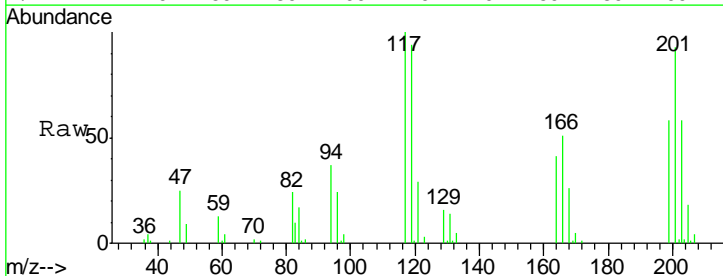


Abundance Ion 107.00 (106.70 to 107.70): E
 Ion 108.00 (107.70 to 108.70): E
 Ion 77.00 (76.70 to 77.70): BGC
 Ion 79.00 (78.70 to 79.70): BGC

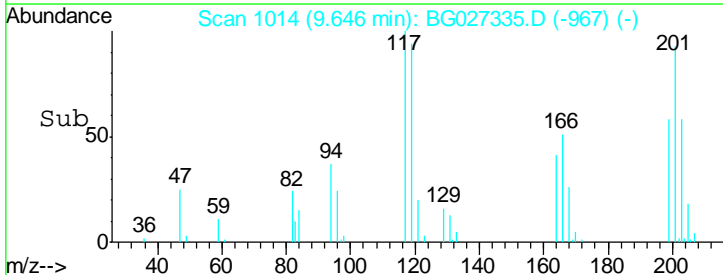
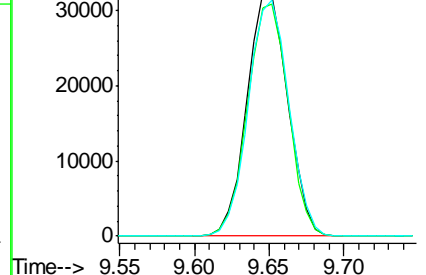


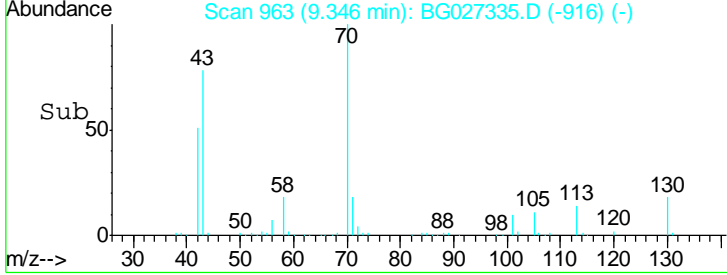
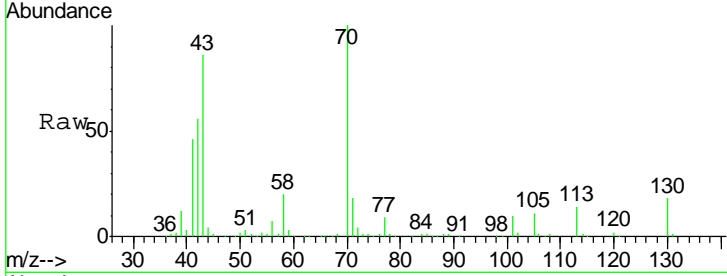
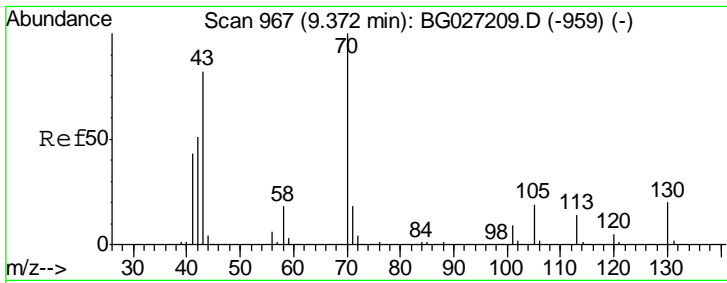
#18
 Hexachloroethane
 Concen: 44.919 ng
 RT: 9.65 min Scan# 1014
 Delta R.T. -0.03 min
 Lab File: BG027335.D
 Acq: 9 Jun 2017 2:51

Tgt Ion	Resp	Lower	Upper
117	61219		
119	93.8	69.8	104.6
201	93.0	95.4	143.0#



Abundance Ion 117.00 (116.70 to 117.70): E
 Ion 119.00 (118.70 to 119.70): E
 Ion 201.00 (200.70 to 201.70): E

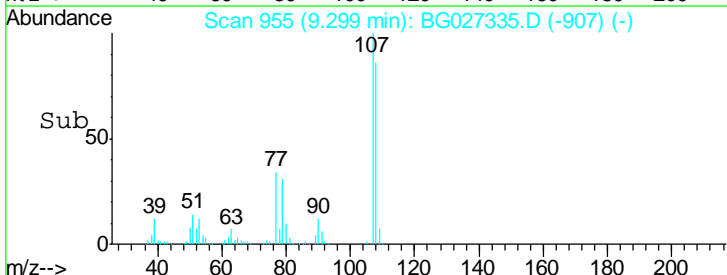
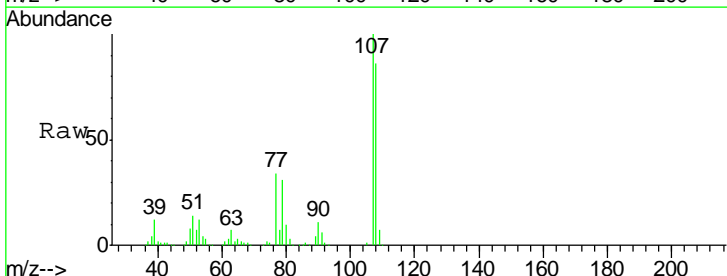
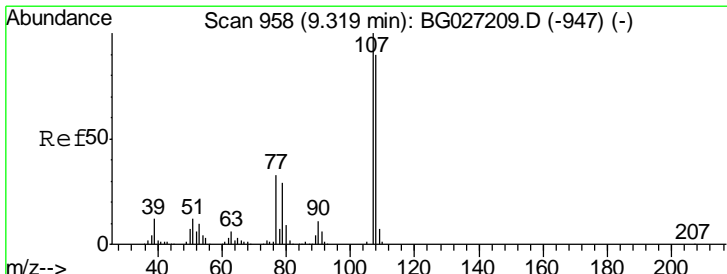
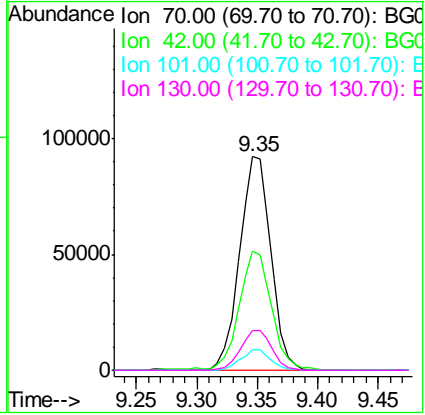




#19
 n-Nitroso-di-n-propylamine
 Concen: 48.861 ng
 RT: 9.35 min Scan# 963
 Delta R.T. -0.03 min
 Lab File: BG027335.D
 Acq: 9 Jun 2017 2:51

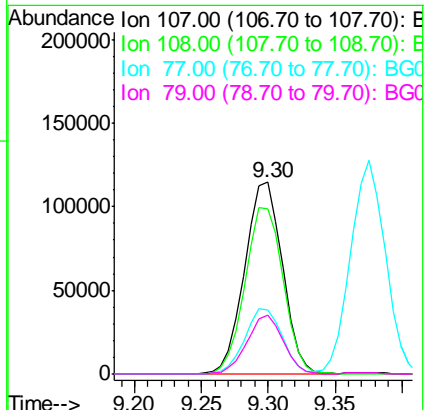
Instrument :
 BNA_G
 ClientSampleId :
 SSTDCCC040

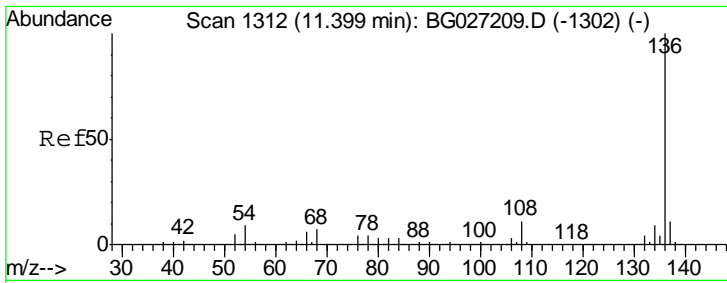
Tgt Ion	Resp	Lower	Upper
70	166083		
42	55.8	56.1	84.1#
101	9.6	7.5	11.3
130	18.4	14.6	21.8



#20
 3+4-Methylphenols
 Concen: 46.048 ng
 RT: 9.30 min Scan# 955
 Delta R.T. -0.02 min
 Lab File: BG027335.D
 Acq: 9 Jun 2017 2:51

Tgt Ion	Resp	Lower	Upper
107	224042		
108	86.2	70.8	110.8
77	33.6	25.8	65.8
79	30.9	20.1	60.1



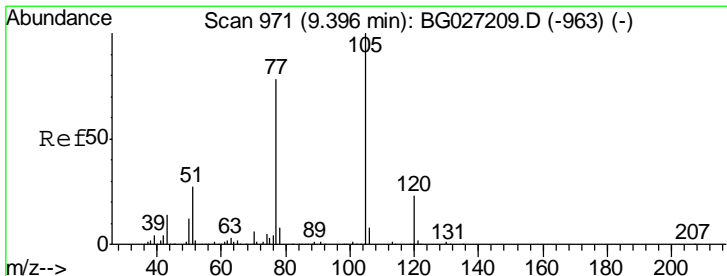
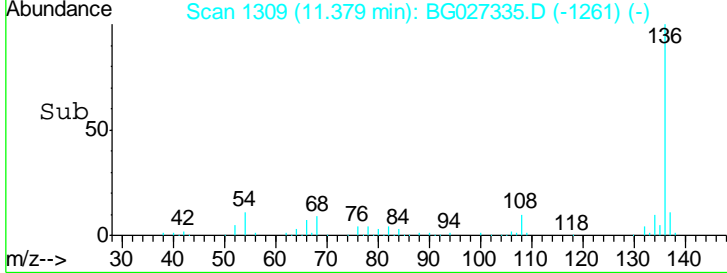
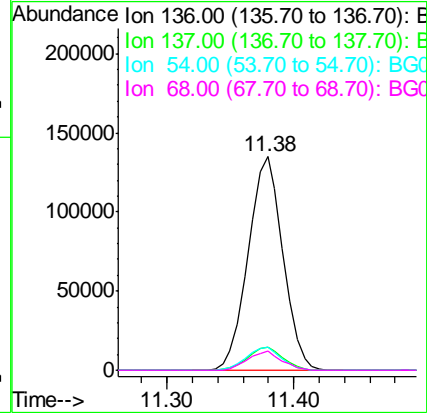
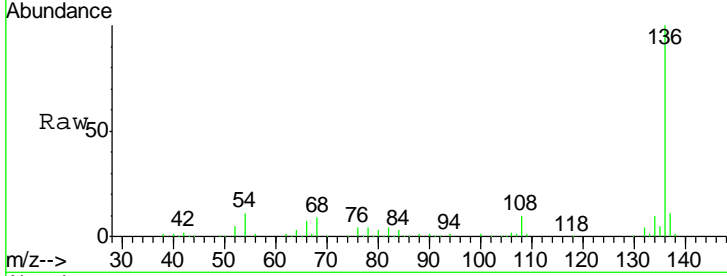


#21
 Naphthalene-d8
 Concen: 20.000 ng
 RT: 11.38 min Scan# 1309
 Delta R.T. -0.02 min
 Lab File: BG027335.D
 Acq: 9 Jun 2017 2:51

Instrument :
 BNA_G
 ClientSampleId :
 SSTDCCC040

Tgt Ion:136 Resp: 256206

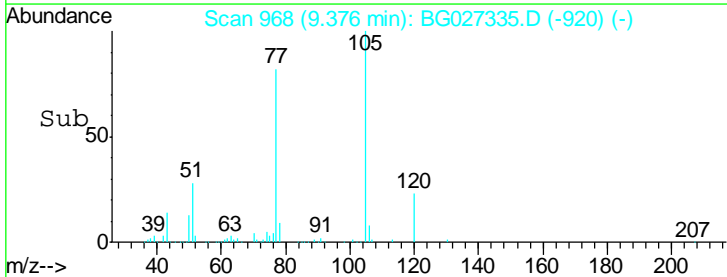
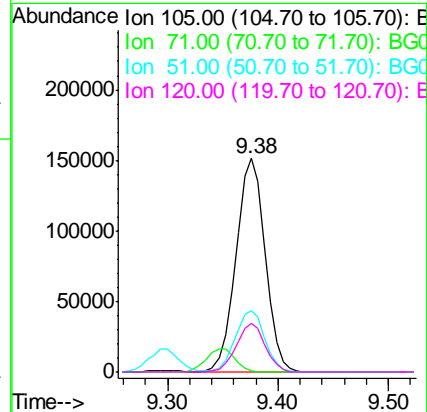
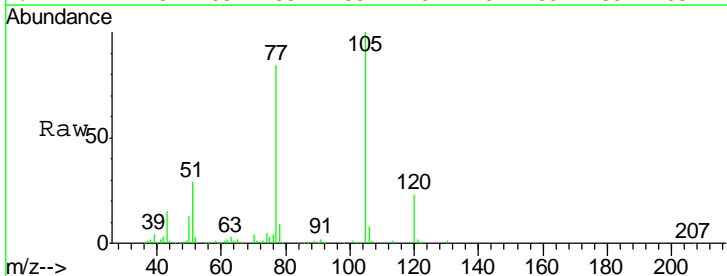
Ion	Ratio	Lower	Upper
136	100		
137	10.6	8.9	13.3
54	10.5	9.3	13.9
68	8.8	5.1	7.7#

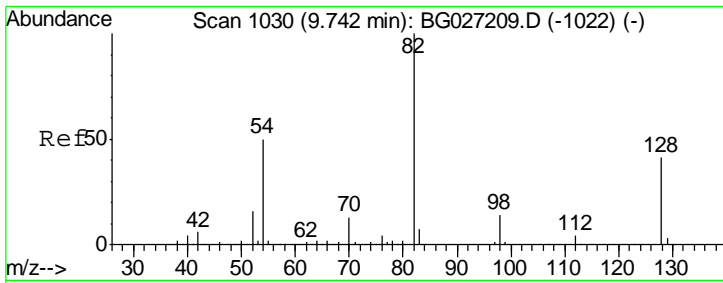


#22
 Acetophenone
 Concen: 42.729 ng
 RT: 9.38 min Scan# 968
 Delta R.T. -0.02 min
 Lab File: BG027335.D
 Acq: 9 Jun 2017 2:51

Tgt Ion:105 Resp: 279965

Ion	Ratio	Lower	Upper
105	100		
71	0.7	0.9	1.3#
51	28.7	34.0	51.0#
120	23.0	17.3	25.9

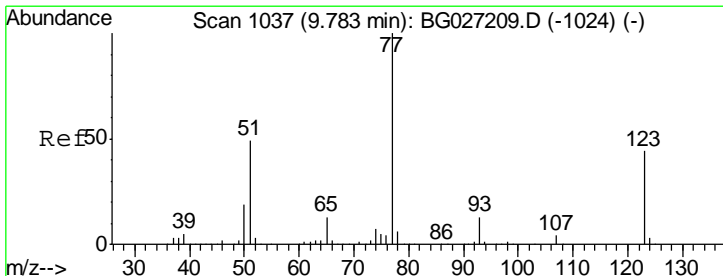
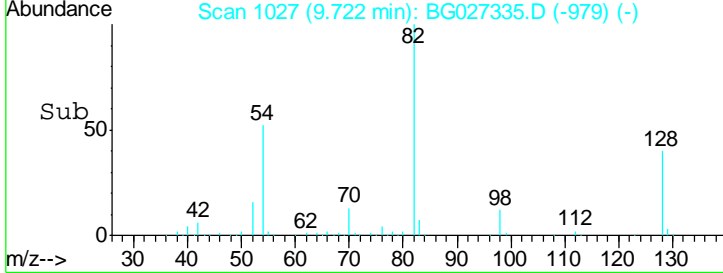
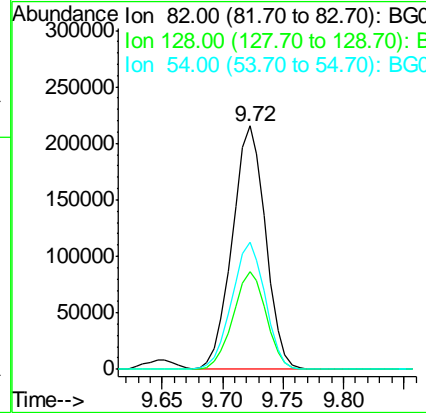
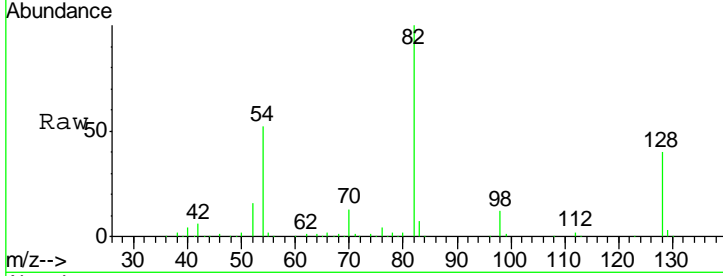




#23
 Nitrobenzene-d5
 Concen: 101.331 ng
 RT: 9.72 min Scan# 1027
 Delta R.T. -0.02 min
 Lab File: BG027335.D
 Acq: 9 Jun 2017 2:51

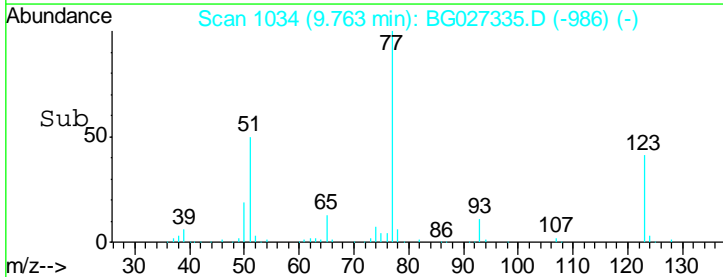
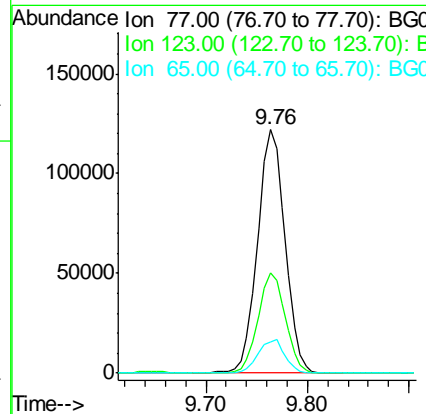
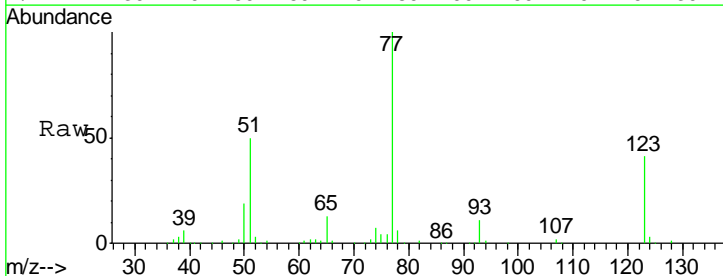
Instrument :
 BNA_G
 ClientSampleID :
 SSTDCCC040

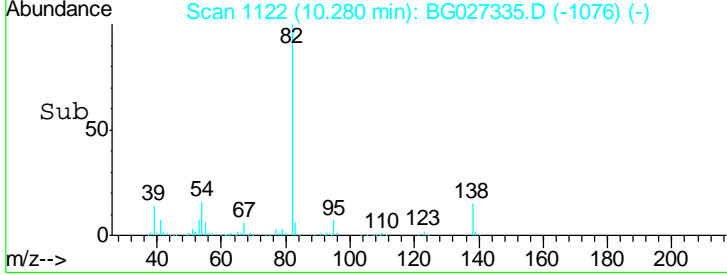
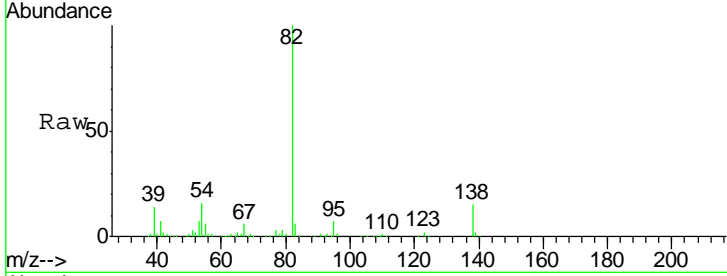
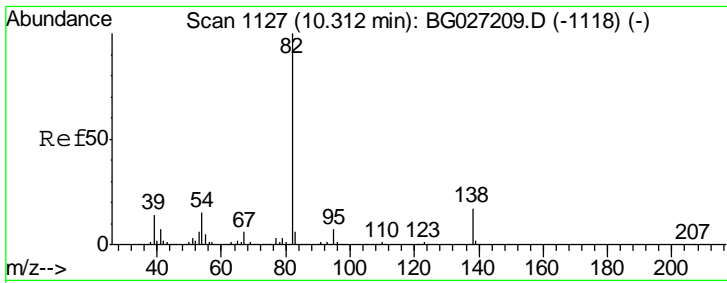
Tgt Ion	Resp	Lower	Upper
82	412813		
128	40.0	26.4	39.6#
54	52.0	49.4	74.2



#24
 Nitrobenzene
 Concen: 49.390 ng
 RT: 9.76 min Scan# 1034
 Delta R.T. -0.02 min
 Lab File: BG027335.D
 Acq: 9 Jun 2017 2:51

Tgt Ion	Resp	Lower	Upper
77	229232		
123	41.3	26.1	39.1#
65	12.8	12.4	18.6

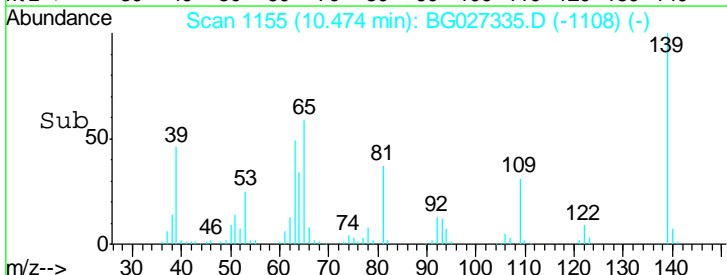
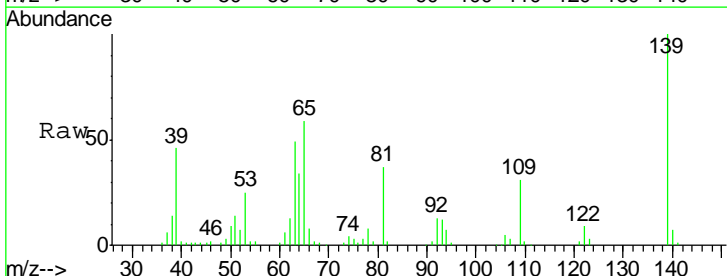
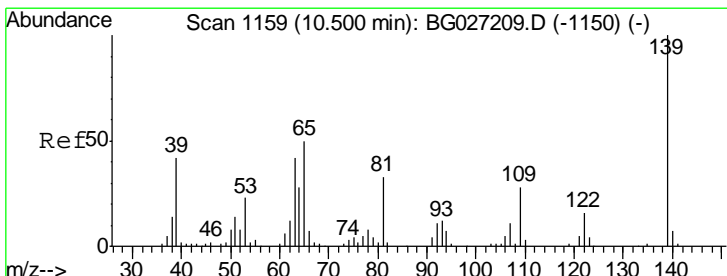
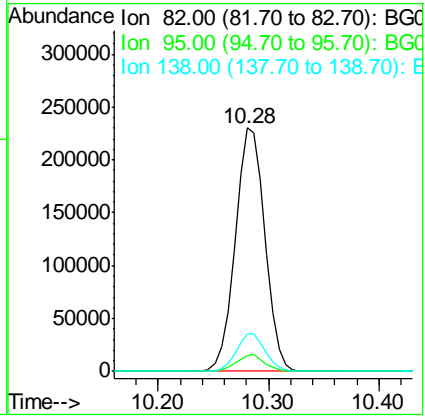




#25
 Isophorone
 Concen: 45.161 ng
 RT: 10.28 min Scan# 1122
 Delta R.T. -0.03 min
 Lab File: BG027335.D
 Acq: 9 Jun 2017 2:51

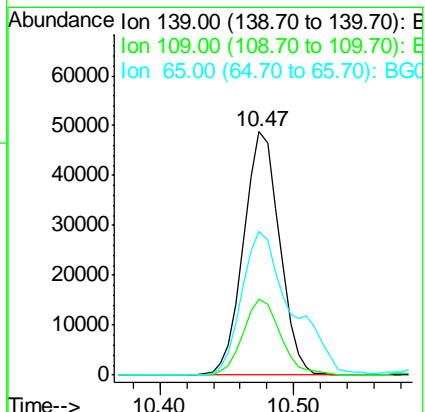
Instrument :
 BNA_G
 ClientSampled :
 SSTDCCC040

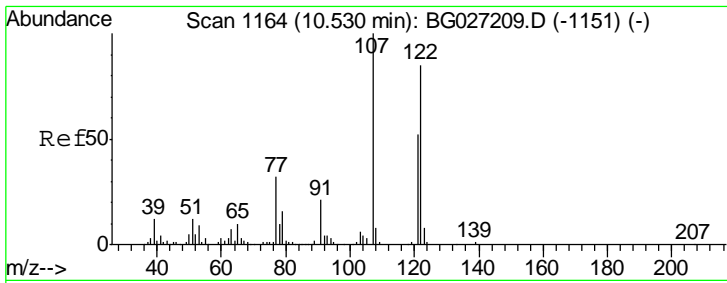
Tgt Ion	Resp	Lower	Upper
82	100		
95	6.6	7.5	11.3#
138	15.4	12.3	18.5



#26
 2-Nitrophenol
 Concen: 47.532 ng
 RT: 10.47 min Scan# 1155
 Delta R.T. -0.03 min
 Lab File: BG027335.D
 Acq: 9 Jun 2017 2:51

Tgt Ion	Resp	Lower	Upper
139	100		
109	31.3	38.6	58.0#
65	58.8	57.1	85.7

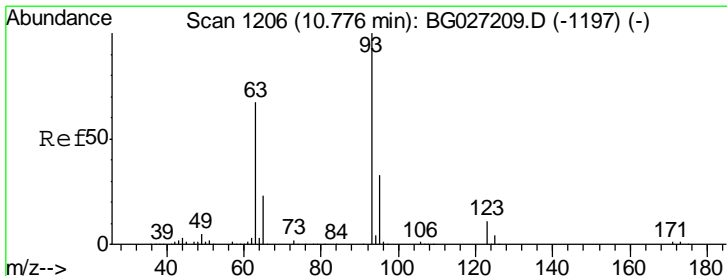
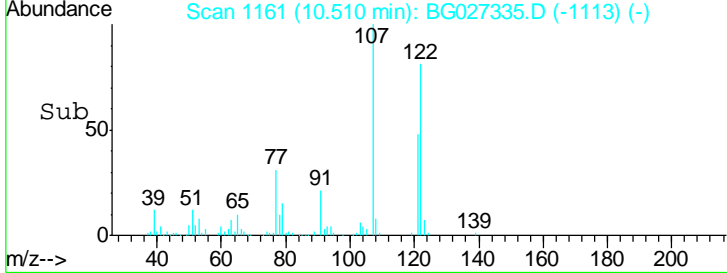
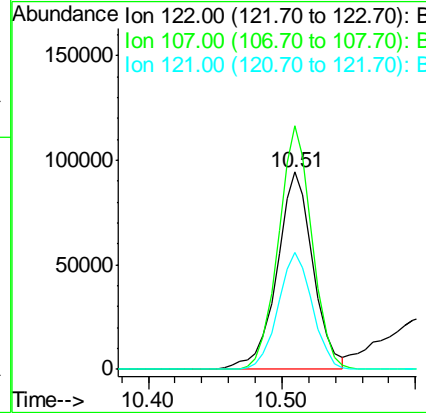
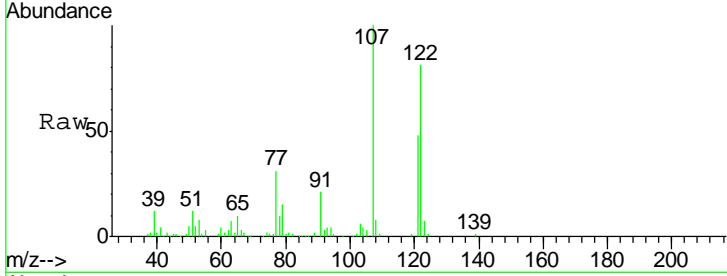




#27
 2,4-Dimethylphenol
 Concen: 43.131 ng
 RT: 10.51 min Scan# 1161
 Delta R.T. -0.02 min
 Lab File: BG027335.D
 Acq: 9 Jun 2017 2:51

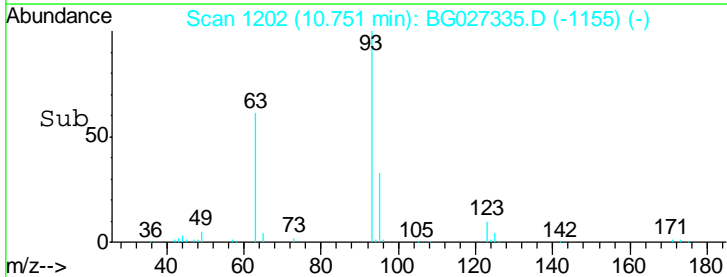
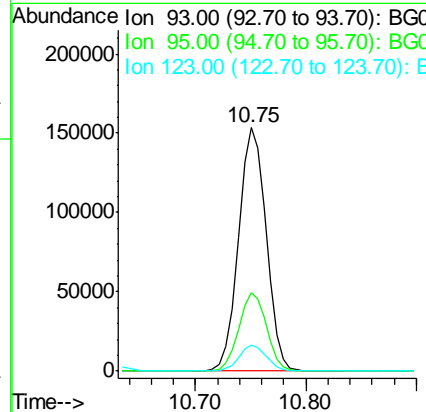
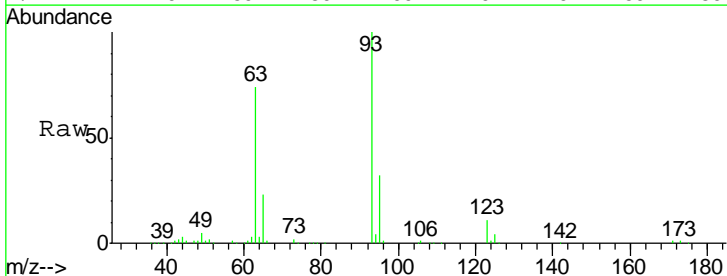
Instrument :
 BNA_G
 ClientSampleId :
 SSTDCCC040

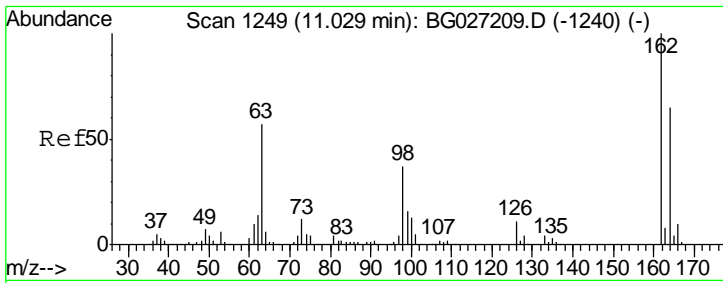
Tgt Ion	Resp	Lower	Upper
122	177647		
107	123.3	104.2	156.4
121	59.0	46.0	69.0



#28
 bis(2-Chloroethoxy)methane
 Concen: 43.470 ng
 RT: 10.75 min Scan# 1202
 Delta R.T. -0.03 min
 Lab File: BG027335.D
 Acq: 9 Jun 2017 2:51

Tgt Ion	Resp	Lower	Upper
93	269636		
95	32.2	25.7	38.5
123	10.5	8.3	12.5

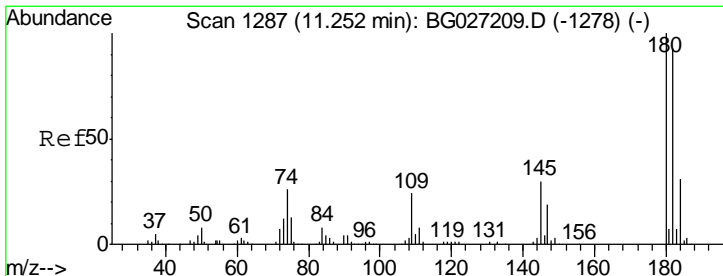
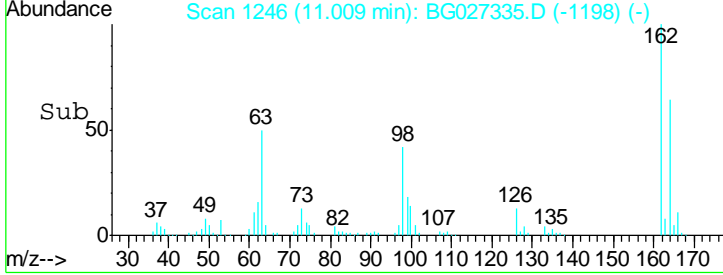
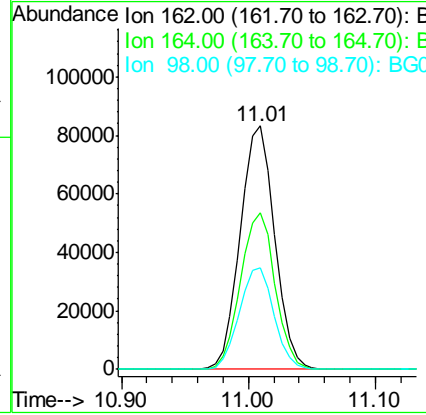
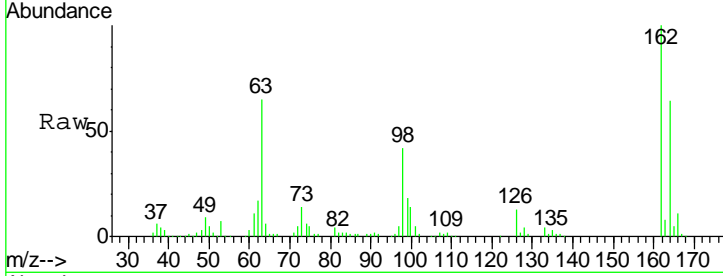




#29
 2,4-Dichlorophenol
 Concen: 41.712 ng
 RT: 11.01 min Scan# 1246
 Delta R.T. -0.02 min
 Lab File: BG027335.D
 Acq: 9 Jun 2017 2:51

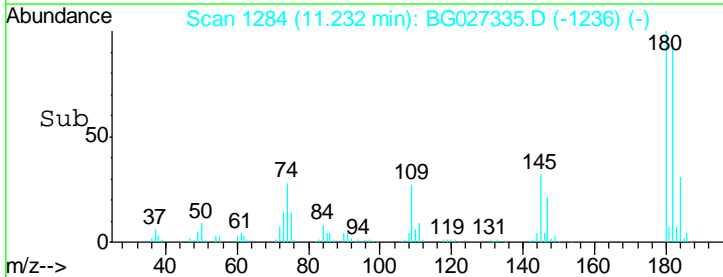
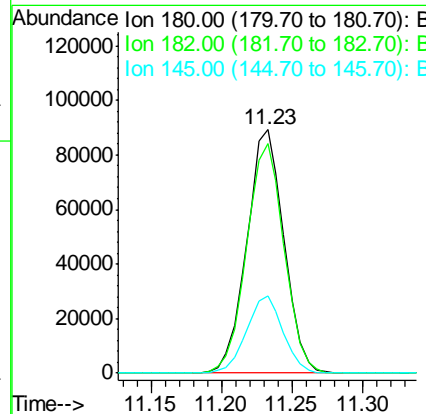
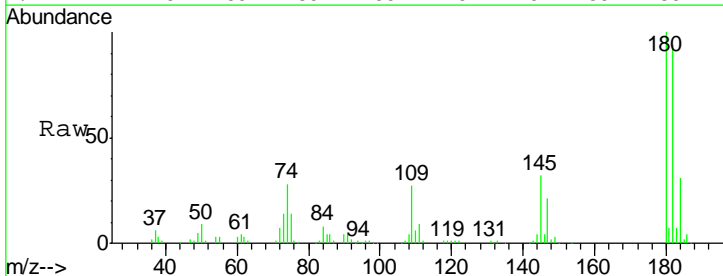
Instrument :
 BNA_G
 ClientSampleId :
 SSTDCCC040

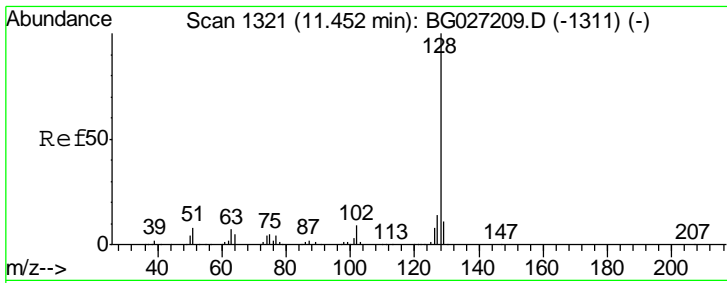
Tgt Ion	Resp	Lower	Upper
162	156841		
164	64.3	42.4	82.4
98	41.7	20.3	60.3



#30
 1,2,4-Trichlorobenzene
 Concen: 39.532 ng
 RT: 11.23 min Scan# 1284
 Delta R.T. -0.02 min
 Lab File: BG027335.D
 Acq: 9 Jun 2017 2:51

Tgt Ion	Resp	Lower	Upper
180	164591		
182	94.1	77.0	115.4
145	31.8	23.4	35.0

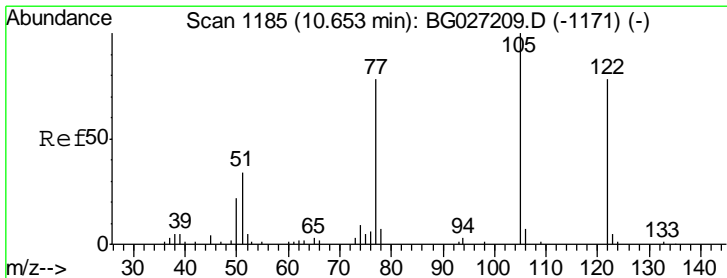
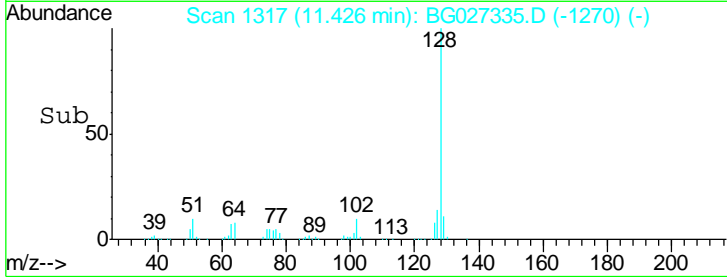
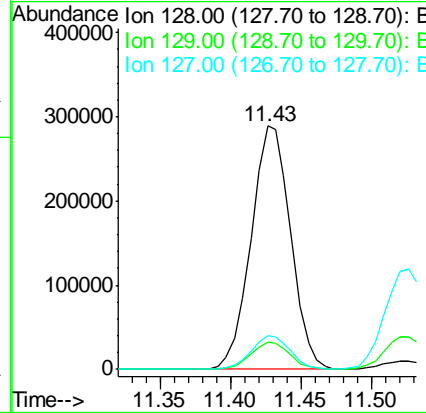
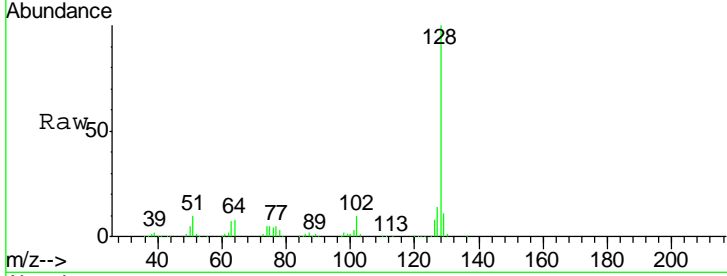




#31
 Naphthalene
 Concen: 40.435 ng
 RT: 11.43 min Scan# 1317
 Delta R.T. -0.03 min
 Lab File: BG027335.D
 Acq: 9 Jun 2017 2:51

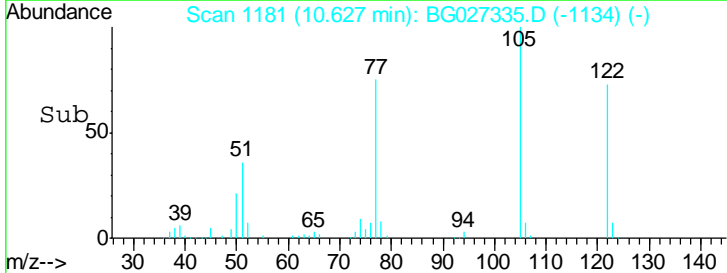
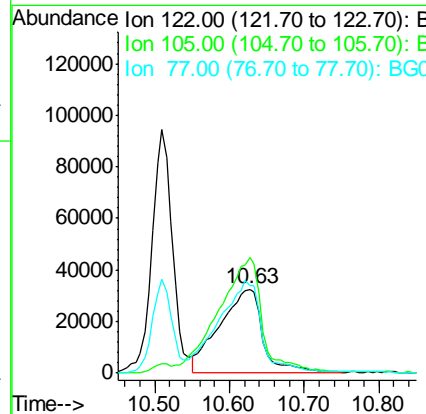
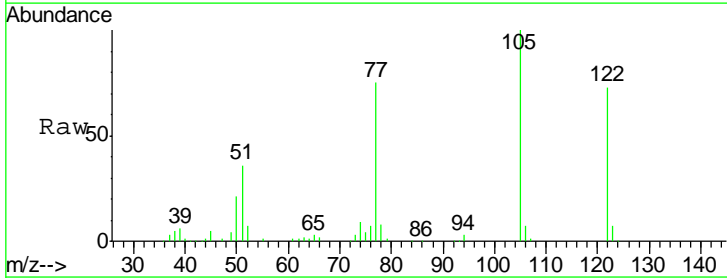
Instrument :
 BNA_G
 ClientSampleId :
 SSTDCCC040

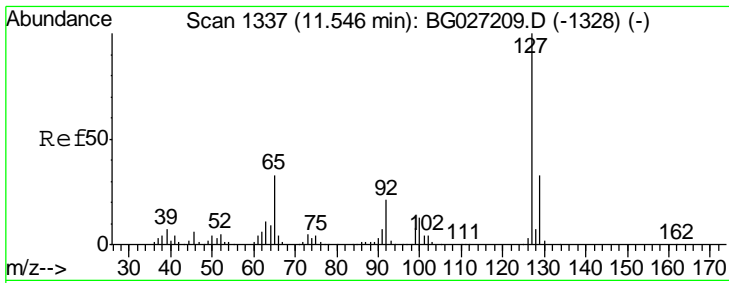
Tgt Ion	Resp	Lower	Upper
128	100		
129	11.3	9.3	13.9
127	13.7	11.4	17.0



#32
 Benzoic acid
 Concen: 46.681 ng
 RT: 10.63 min Scan# 1181
 Delta R.T. -0.02 min
 Lab File: BG027335.D
 Acq: 9 Jun 2017 2:51

Tgt Ion	Resp	Lower	Upper
122	100		
105	137.1	120.1	160.1
77	103.4	104.6	144.6#

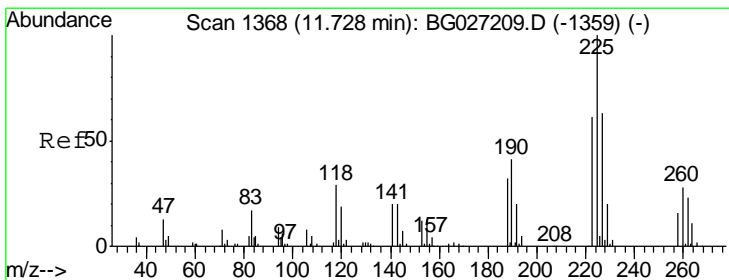
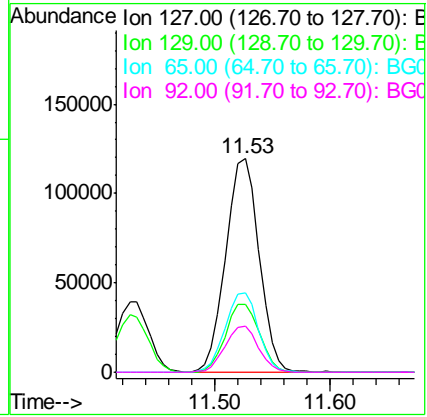
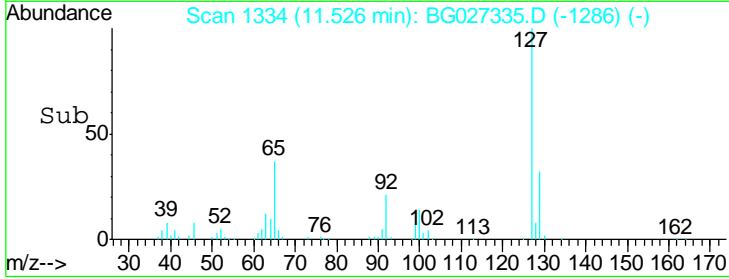
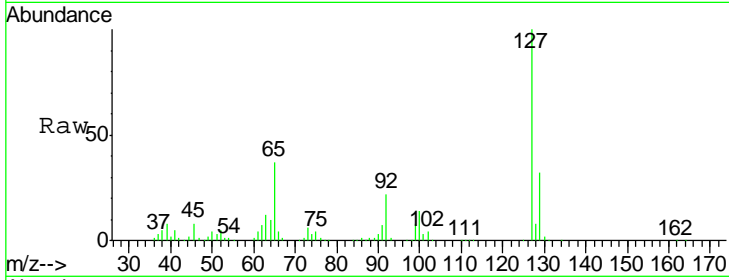




#33
 4-Chloroaniline
 Concen: 41.183 ng
 RT: 11.53 min Scan# 1334
 Delta R.T. -0.02 min
 Lab File: BG027335.D
 Acq: 9 Jun 2017 2:51

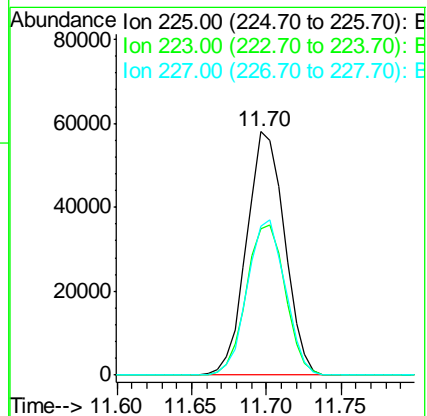
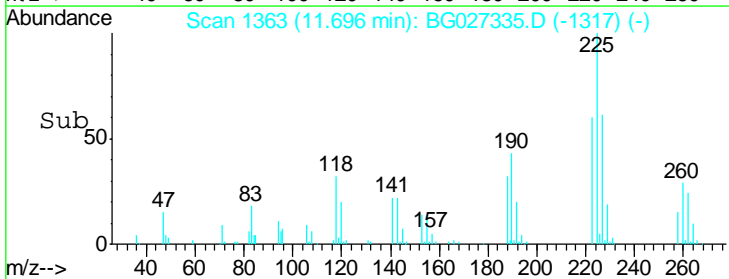
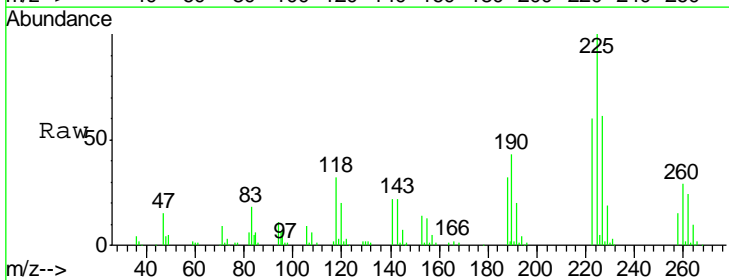
Instrument : BNA_G
 ClientSampled : SSTDCCC040

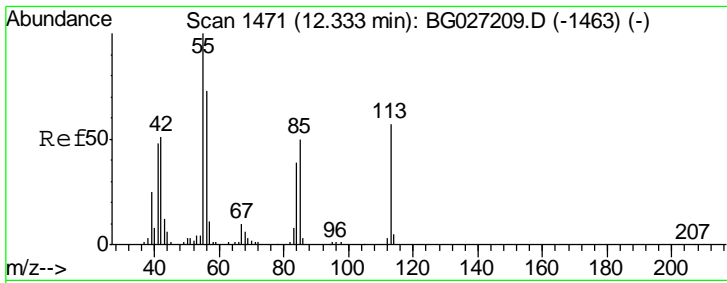
Tgt Ion	Resp	Lower	Upper
127	100		
129	31.9	23.6	35.4
65	37.0	37.7	56.5#
92	21.7	17.6	26.4



#34
 Hexachlorobutadiene
 Concen: 39.830 ng
 RT: 11.70 min Scan# 1363
 Delta R.T. -0.03 min
 Lab File: BG027335.D
 Acq: 9 Jun 2017 2:51

Tgt Ion	Resp	Lower	Upper
225	100		
223	60.3	50.7	76.1
227	61.1	49.0	73.6

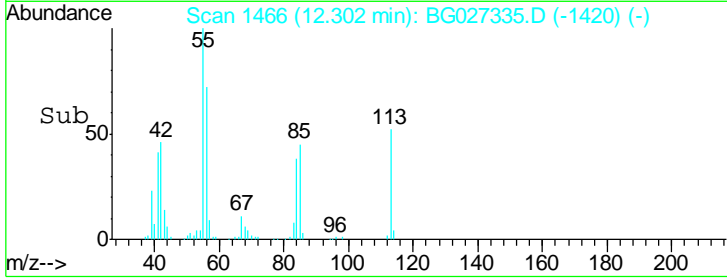
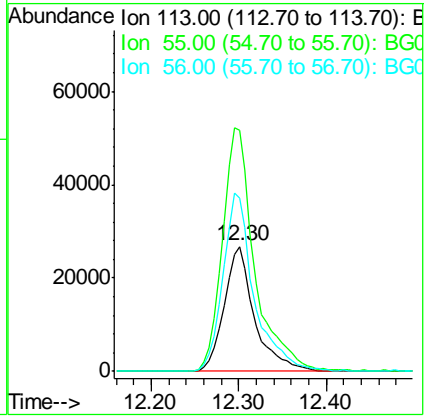
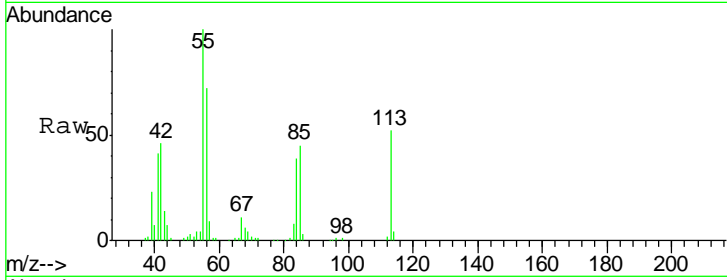




#35
 Caprolactam
 Concen: 49.357 ng
 RT: 12.30 min Scan# 1466
 Delta R.T. -0.03 min
 Lab File: BG027335.D
 Acq: 9 Jun 2017 2:51

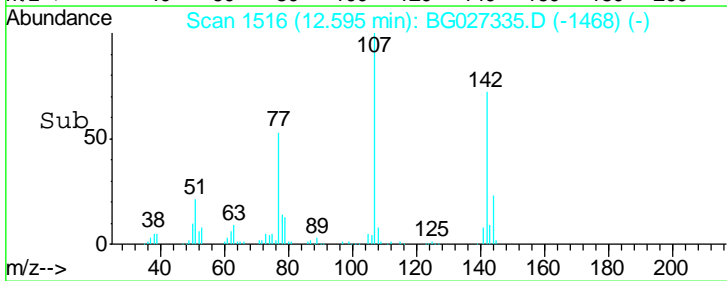
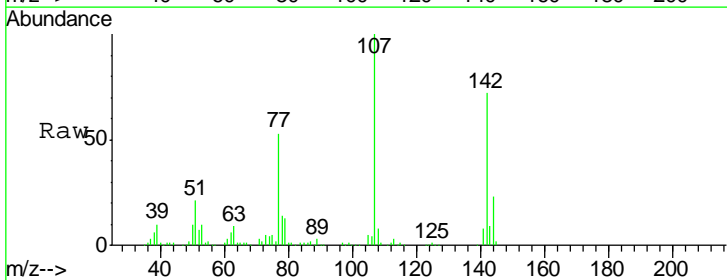
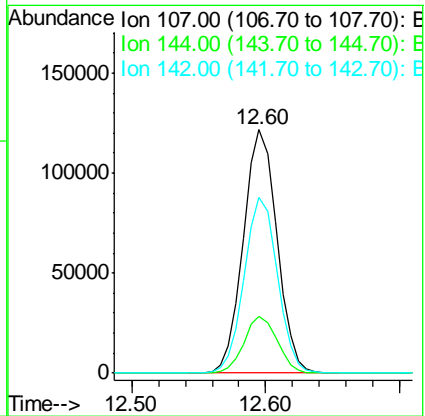
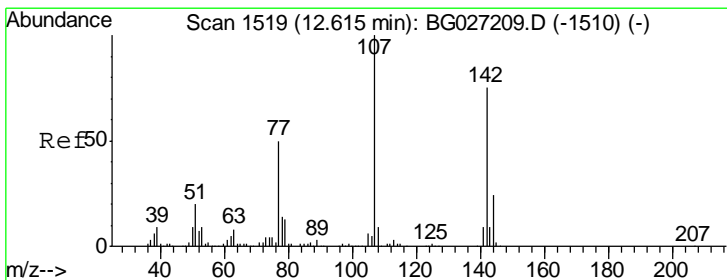
Instrument :
 BNA_G
 ClientSampleId :
 SSTDCCC040

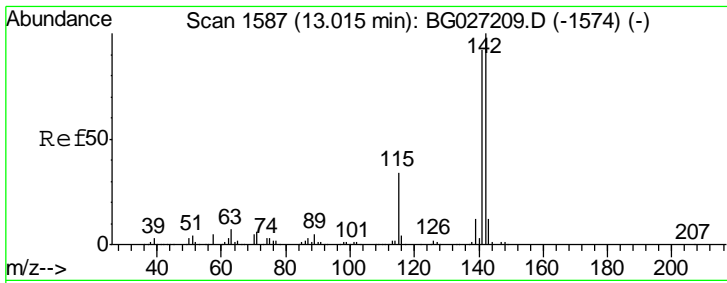
Tgt Ion	Resp	Lower	Upper
113	100		
55	193.2	198.6	238.6#
56	138.8	140.4	180.4#



#36
 4-Chloro-3-methylphenol
 Concen: 44.900 ng
 RT: 12.60 min Scan# 1516
 Delta R.T. -0.02 min
 Lab File: BG027335.D
 Acq: 9 Jun 2017 2:51

Tgt Ion	Resp	Lower	Upper
107	100		
144	23.4	17.4	26.0
142	72.1	54.1	81.1

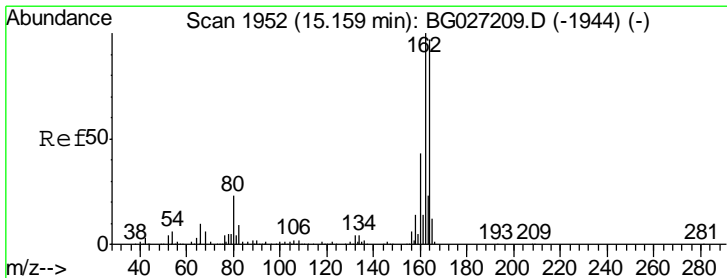
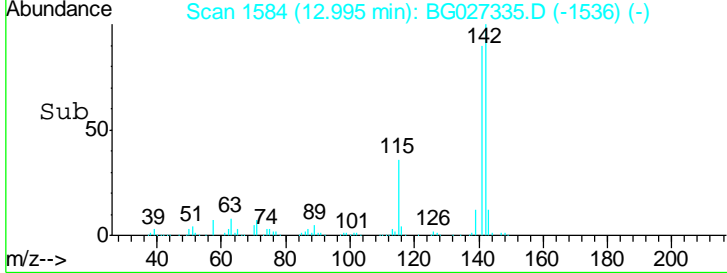
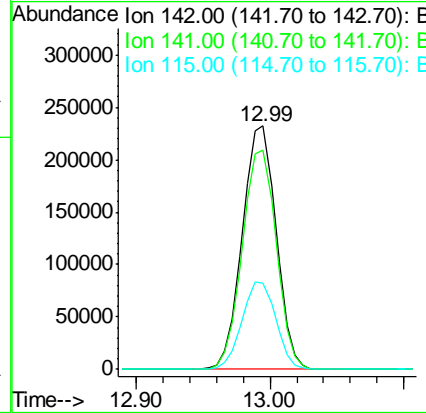
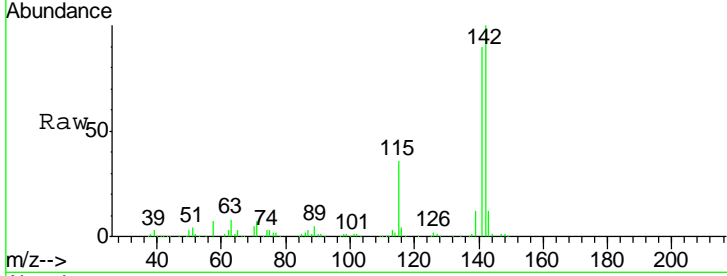




#37
 2-Methylnaphthalene
 Concen: 39.847 ng
 RT: 12.99 min Scan# 1584
 Delta R.T. -0.02 min
 Lab File: BG027335.D
 Acq: 9 Jun 2017 2:51

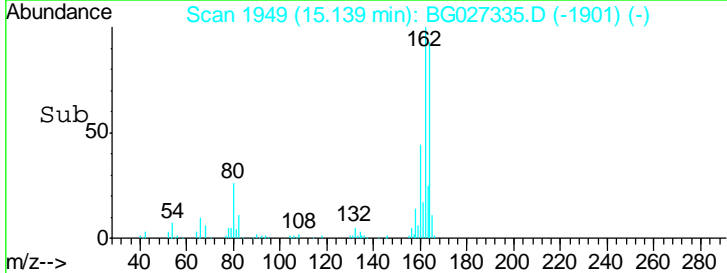
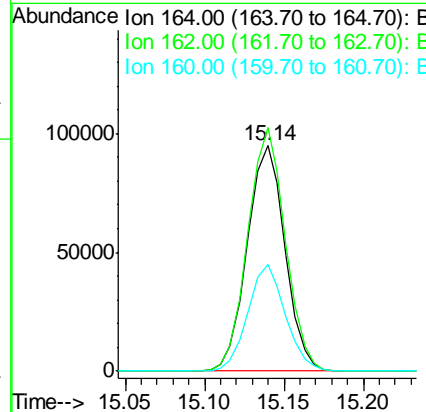
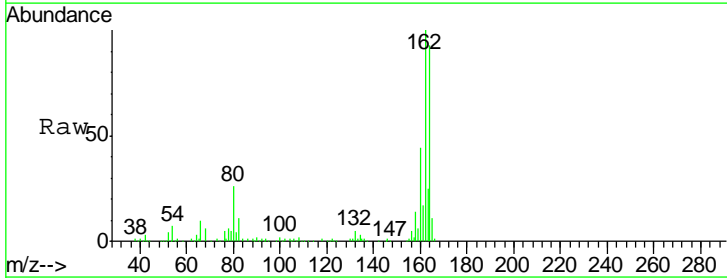
Instrument :
 BNA_G
 ClientSampleId :
 SSTDCCC040

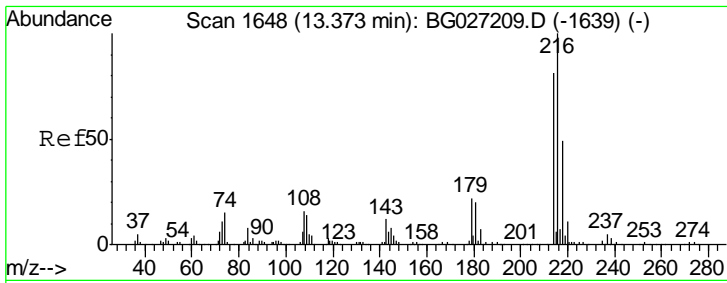
Tgt Ion	Resp	Lower	Upper
142	406997		
141	90.1	70.4	105.6
115	35.6	35.5	53.3



#38
 Acenaphthene-d10
 Concen: 20.000 ng
 RT: 15.14 min Scan# 1949
 Delta R.T. -0.02 min
 Lab File: BG027335.D
 Acq: 9 Jun 2017 2:51

Tgt Ion	Resp	Lower	Upper
164	156663		
162	108.0	85.1	127.7
160	47.1	34.7	52.1

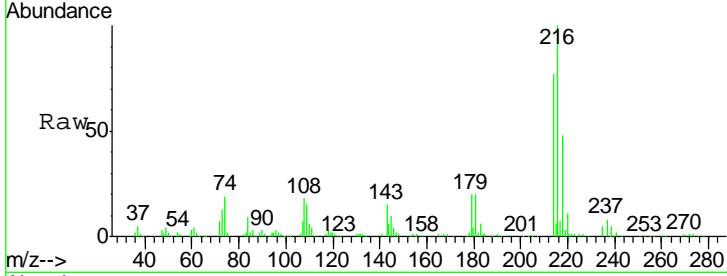




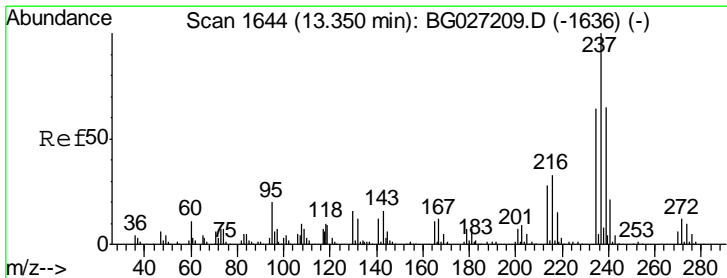
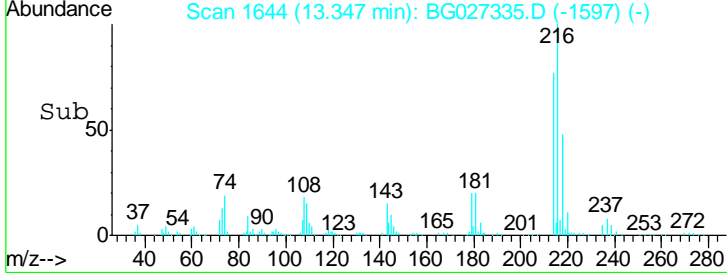
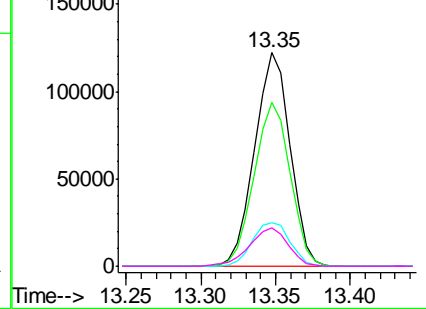
#39
 1,2,4,5-Tetrachlorobenzene
 Concen: 41.069 ng
 RT: 13.35 min Scan# 1644
 Delta R.T. -0.03 min
 Lab File: BG027335.D
 Acq: 9 Jun 2017 2:51

Instrument :
 BNA_G
 ClientSampleId :
 SSTDCCC040

Tgt Ion	Resp	Lower	Upper
216	100		
214	78.1	64.4	96.6
179	21.7	17.4	26.0
108	19.7	15.6	23.4

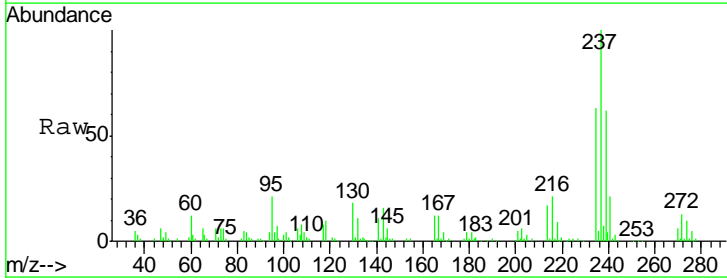


Abundance Ion 216.00 (215.70 to 216.70): E
 Ion 214.00 (213.70 to 214.70): E
 Ion 179.00 (178.70 to 179.70): E
 Ion 108.00 (107.70 to 108.70): E

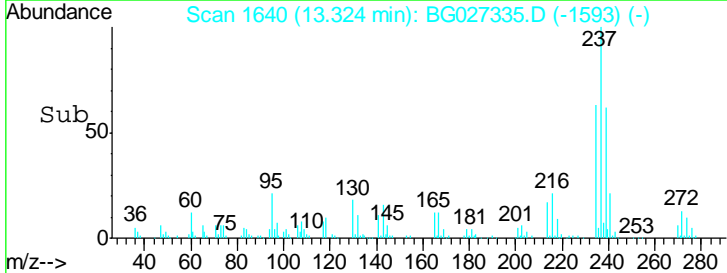
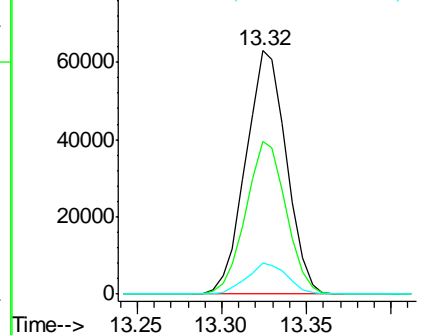


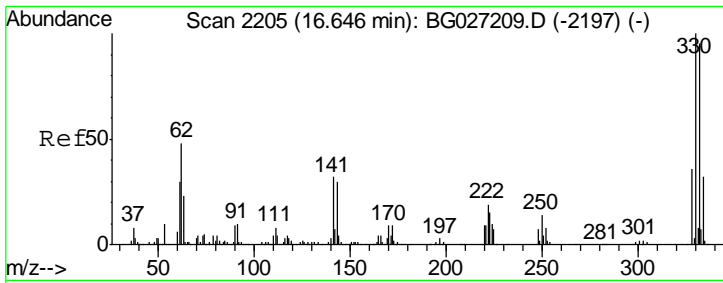
#40
 Hexachlorocyclopentadiene
 Concen: 40.371 ng
 RT: 13.32 min Scan# 1640
 Delta R.T. -0.03 min
 Lab File: BG027335.D
 Acq: 9 Jun 2017 2:51

Tgt Ion	Resp	Lower	Upper
237	100		
235	62.8	39.4	79.4
272	12.7	0.0	32.0



Abundance Ion 236.80 (236.50 to 237.50): E
 Ion 234.90 (234.60 to 235.60): E
 Ion 271.75 (271.45 to 272.45): E

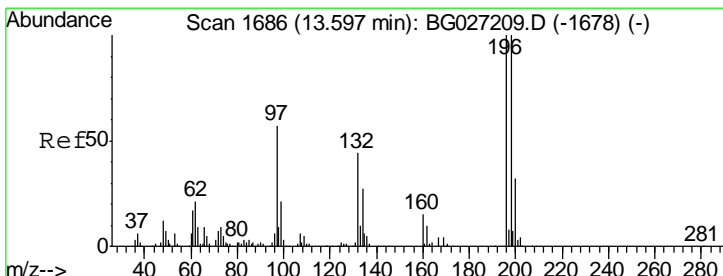
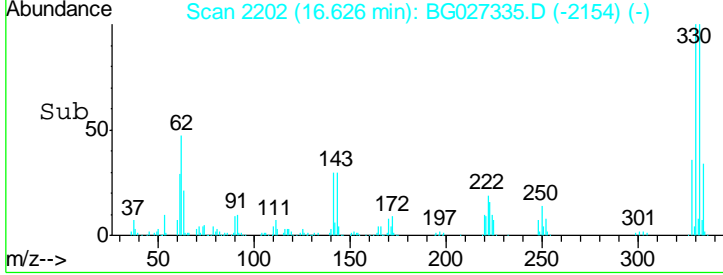
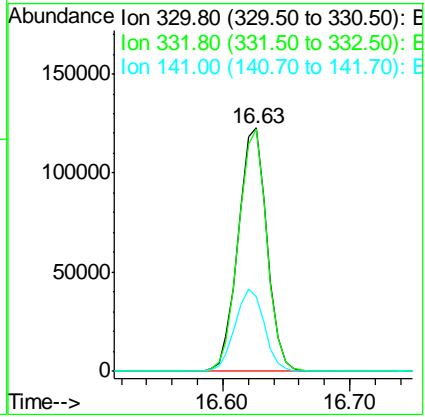
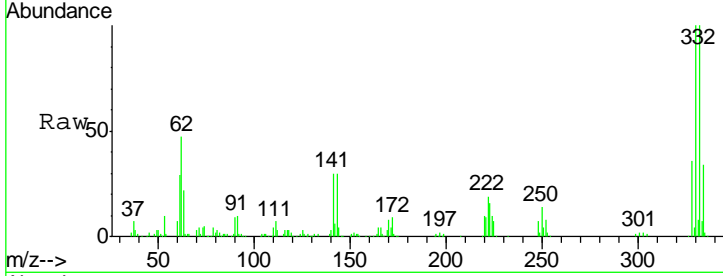




#41
 2,4,6-Tribromophenol
 Concen: 93.170 ng
 RT: 16.63 min Scan# 2202
 Delta R.T. -0.02 min
 Lab File: BG027335.D
 Acq: 9 Jun 2017 2:51

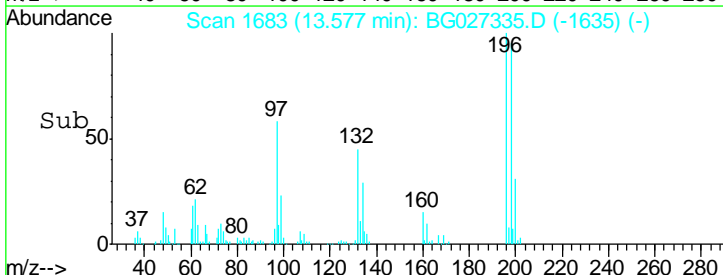
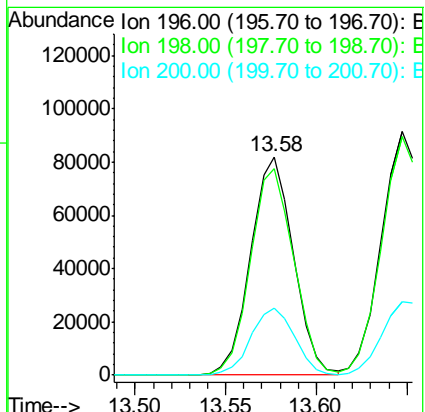
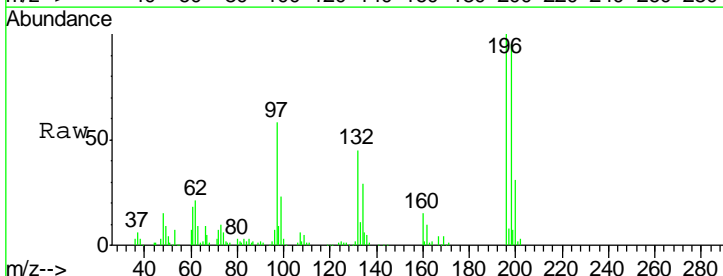
Instrument :
 BNA_G
 ClientSampleId :
 SSTDCCC040

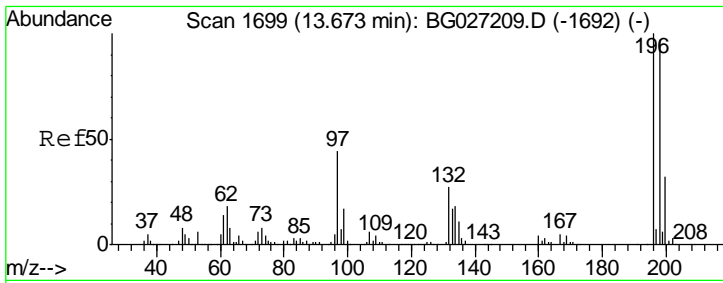
Tgt Ion	Resp	Lower	Upper
330	192208		
332	98.2	77.3	115.9
141	34.3	32.1	48.1



#42
 2,4,6-Trichlorophenol
 Concen: 45.207 ng
 RT: 13.58 min Scan# 1683
 Delta R.T. -0.02 min
 Lab File: BG027335.D
 Acq: 9 Jun 2017 2:51

Tgt Ion	Resp	Lower	Upper
196	133822		
198	94.5	81.4	122.2
200	30.9	27.0	40.6

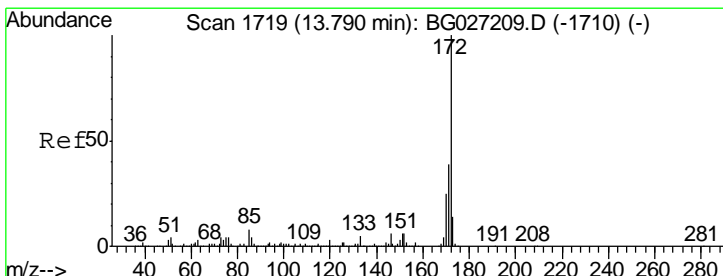
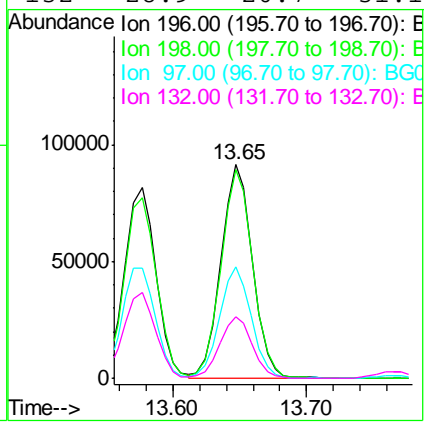
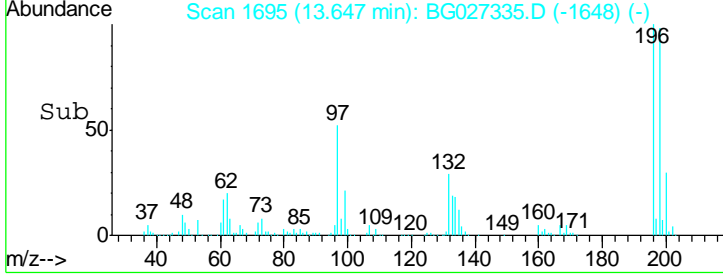
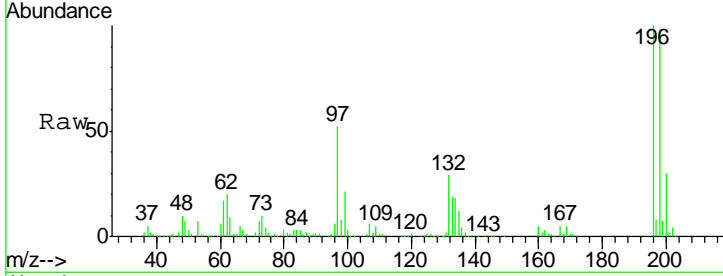




#43
 2,4,5-Trichlorophenol
 Concen: 45.509 ng
 RT: 13.65 min Scan# 1695
 Delta R.T. -0.03 min
 Lab File: BG027335.D
 Acq: 9 Jun 2017 2:51

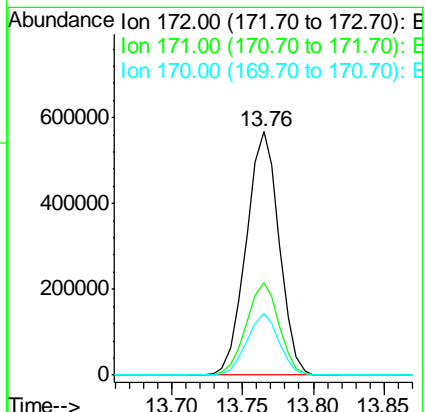
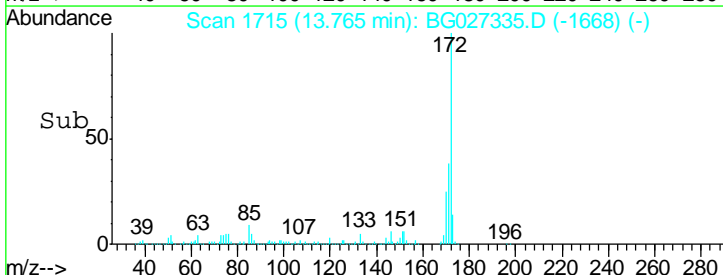
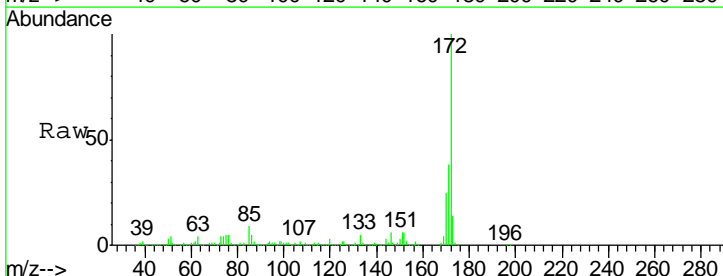
Instrument :
 BNA_G
 ClientSampleId :
 SSTDCCC040

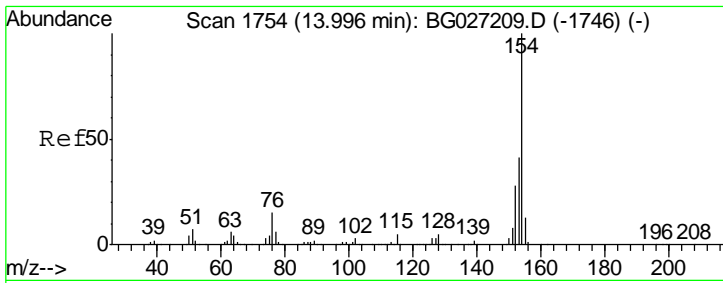
Tgt Ion	Resp	Lower	Upper
196	150747		
198	97.8	79.9	119.9
97	52.4	45.4	68.0
132	28.9	20.7	31.1



#44
 2-Fluorobiphenyl
 Concen: 82.725 ng
 RT: 13.76 min Scan# 1715
 Delta R.T. -0.03 min
 Lab File: BG027335.D
 Acq: 9 Jun 2017 2:51

Tgt Ion	Resp	Lower	Upper
172	926386		
171	38.2	32.2	48.2
170	25.3	21.8	32.6

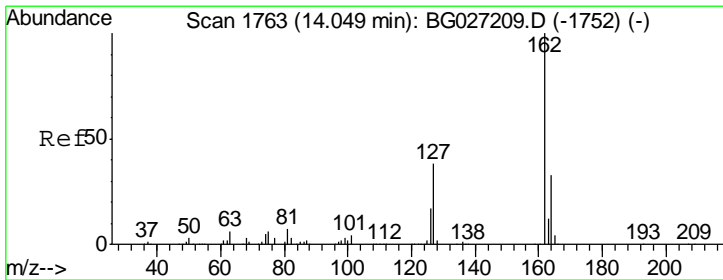
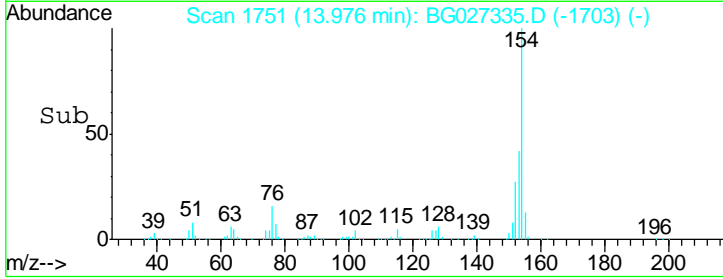
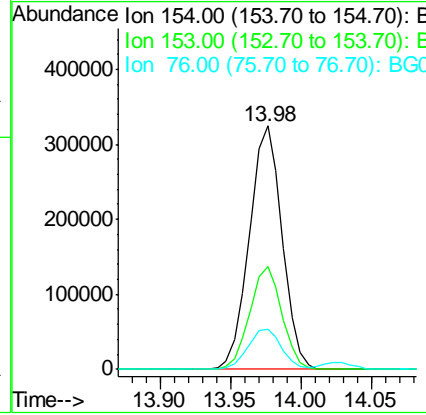
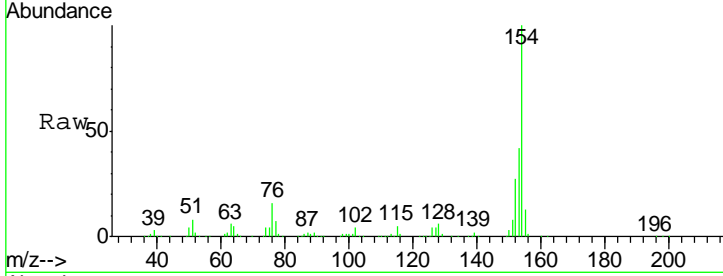




#45
 1,1'-Biphenyl
 Concen: 41.321 ng
 RT: 13.98 min Scan# 1751
 Delta R.T. -0.02 min
 Lab File: BG027335.D
 Acq: 9 Jun 2017 2:51

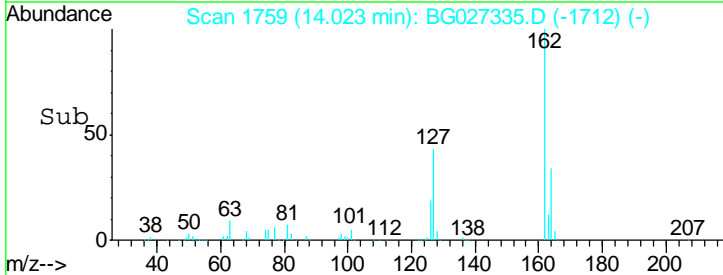
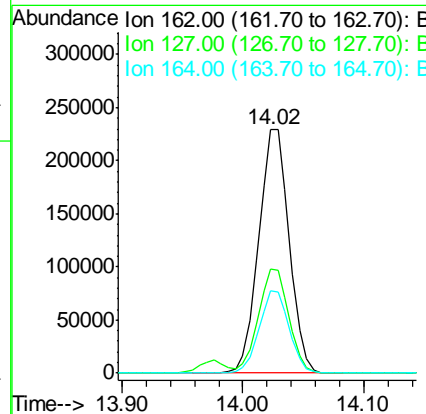
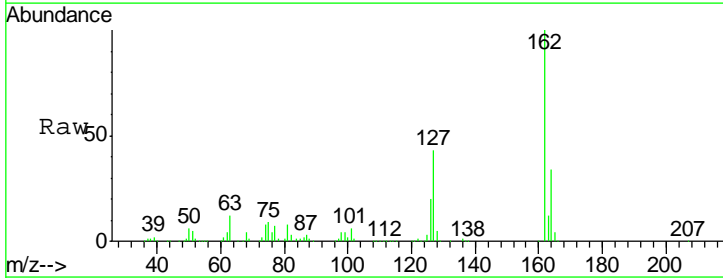
Instrument :
 BNA_G
 ClientSampled :
 SSTDCCC040

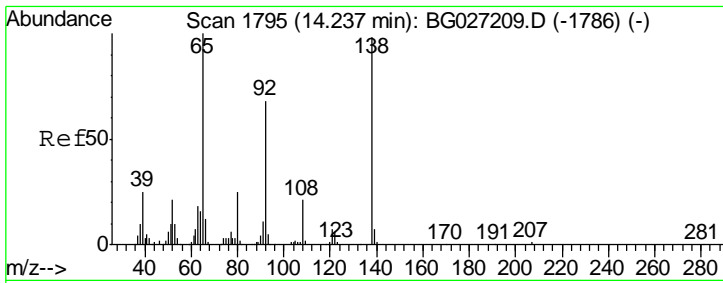
Tgt Ion	Resp	Lower	Upper
154	100		
153	42.4	23.0	63.0
76	16.5	0.0	33.5



#46
 2-Chloronaphthalene
 Concen: 41.776 ng
 RT: 14.02 min Scan# 1759
 Delta R.T. -0.03 min
 Lab File: BG027335.D
 Acq: 9 Jun 2017 2:51

Tgt Ion	Resp	Lower	Upper
162	100		
127	42.8	32.2	48.4
164	33.6	27.3	40.9

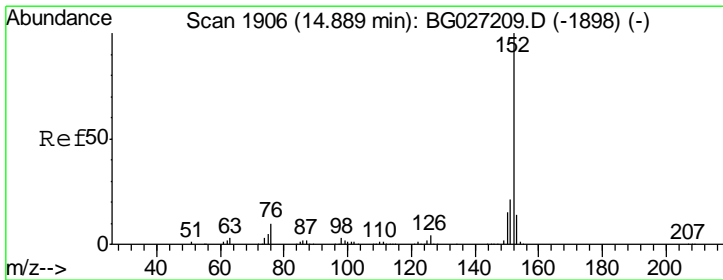
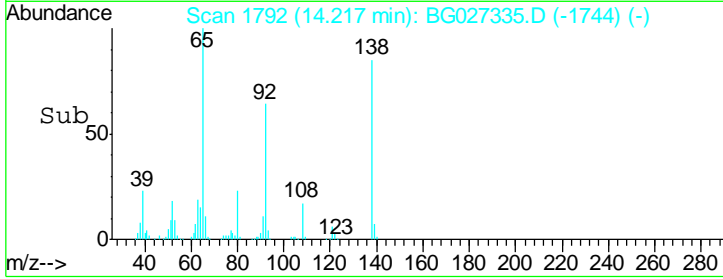
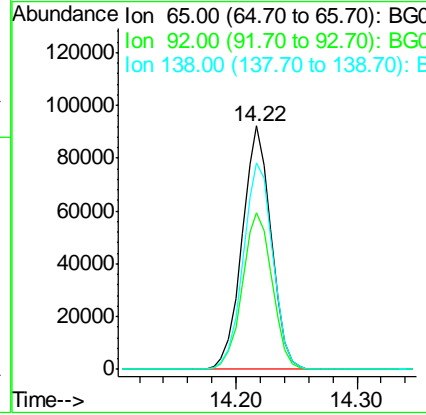
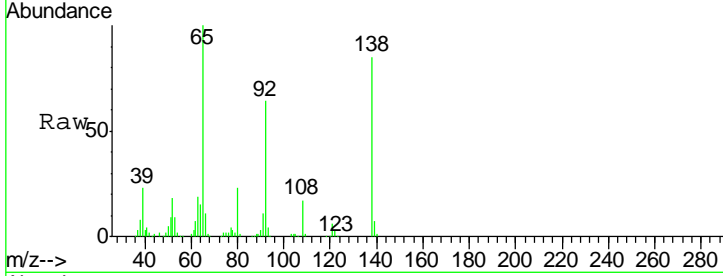




#47
 2-Nitroaniline
 Concen: 55.201 ng
 RT: 14.22 min Scan# 1792
 Delta R.T. -0.02 min
 Lab File: BG027335.D
 Acq: 9 Jun 2017 2:51

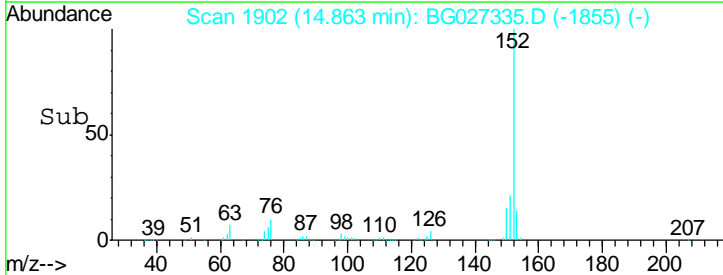
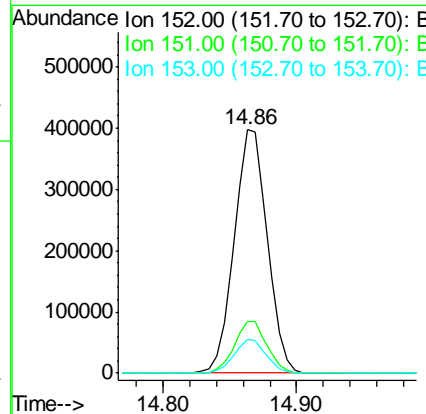
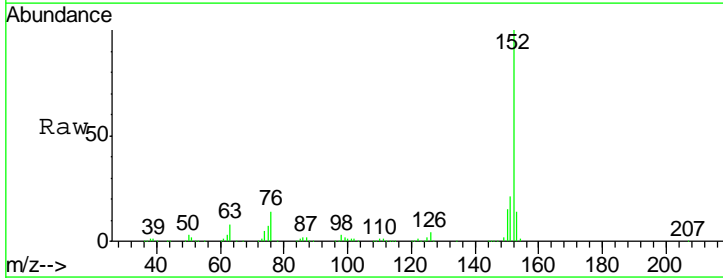
Instrument :
 BNA_G
 ClientSampleId :
 SSTDCCC040

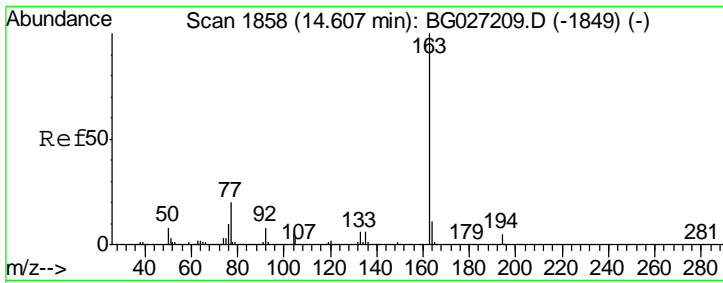
Tgt Ion	Resp	Lower	Upper
65	100		
92	64.2	49.0	73.4
138	84.8	58.6	87.8



#48
 Acenaphthylene
 Concen: 42.226 ng
 RT: 14.86 min Scan# 1902
 Delta R.T. -0.03 min
 Lab File: BG027335.D
 Acq: 9 Jun 2017 2:51

Tgt Ion	Resp	Lower	Upper
152	100		
151	21.1	18.2	27.2
153	13.7	11.3	16.9

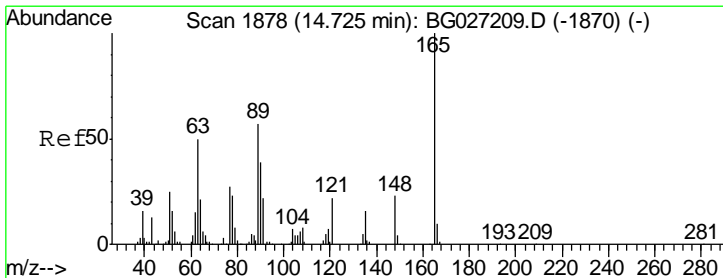
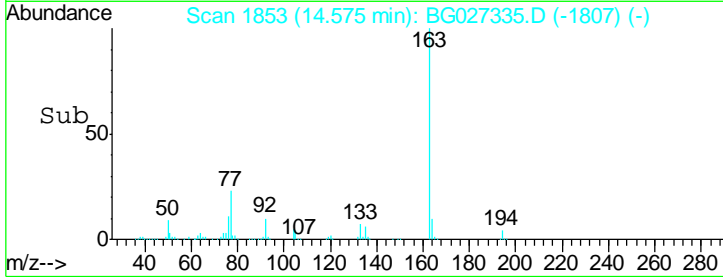
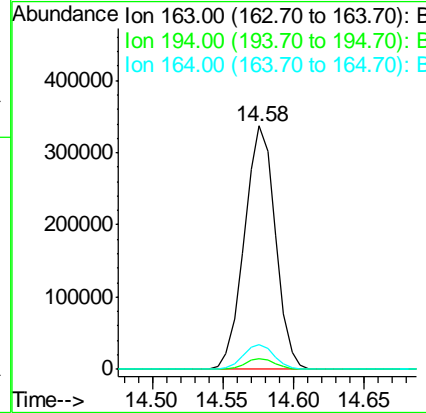
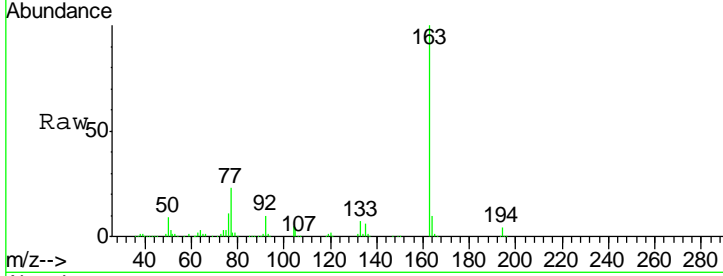




#49
 Dimethylphthalate
 Concen: 41.625 ng
 RT: 14.58 min Scan# 1853
 Delta R.T. -0.03 min
 Lab File: BG027335.D
 Acq: 9 Jun 2017 2:51

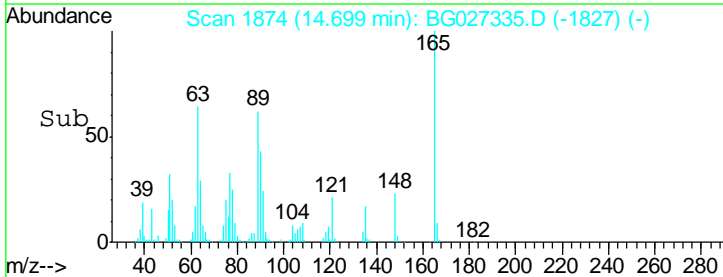
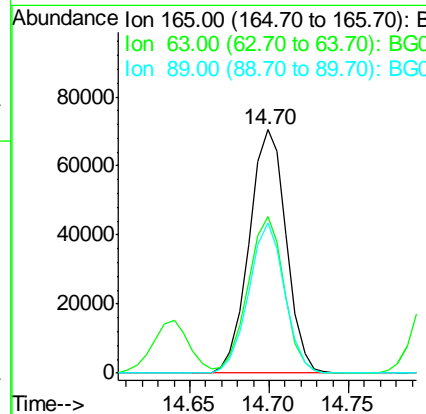
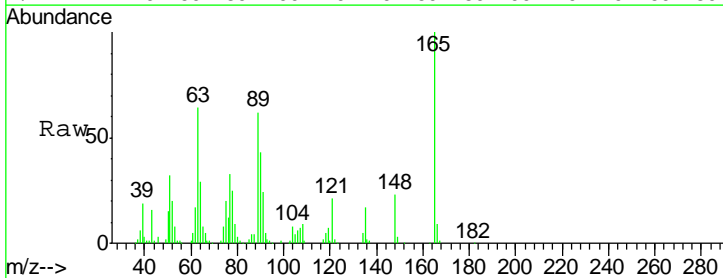
Instrument :
 BNA_G
 ClientSampleId :
 SSTDCCC040

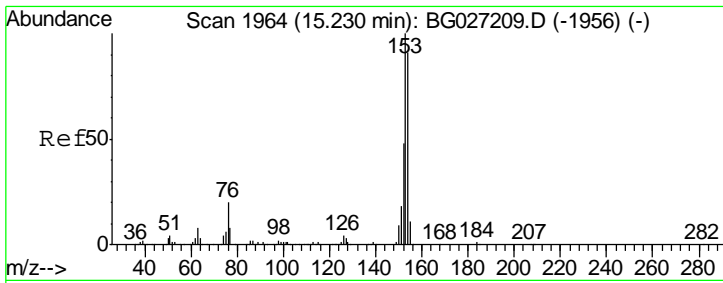
Tgt Ion	Resp	Lower	Upper
163	517298		
194	4.5	3.8	5.6
164	10.1	9.3	13.9



#50
 2,6-Dinitrotoluene
 Concen: 45.555 ng
 RT: 14.70 min Scan# 1874
 Delta R.T. -0.03 min
 Lab File: BG027335.D
 Acq: 9 Jun 2017 2:51

Tgt Ion	Resp	Lower	Upper
165	114196		
63	64.2	63.9	95.9
89	61.7	58.6	88.0

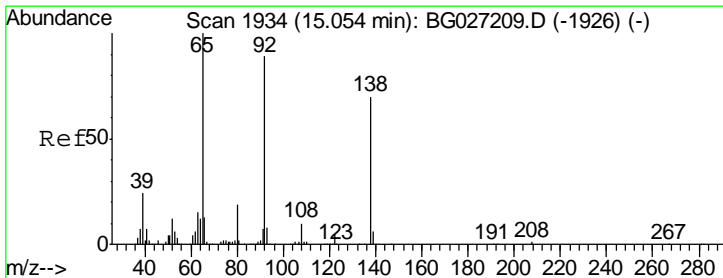
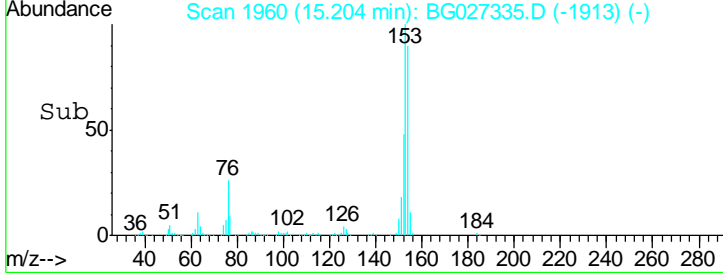
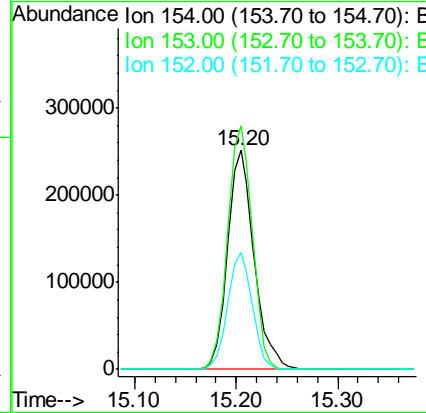
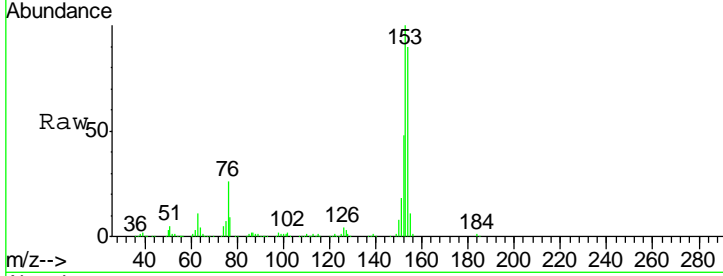




#51
 Acenaphthene
 Concen: 43.112 ng
 RT: 15.20 min Scan# 1960
 Delta R.T. -0.03 min
 Lab File: BG027335.D
 Acq: 9 Jun 2017 2:51

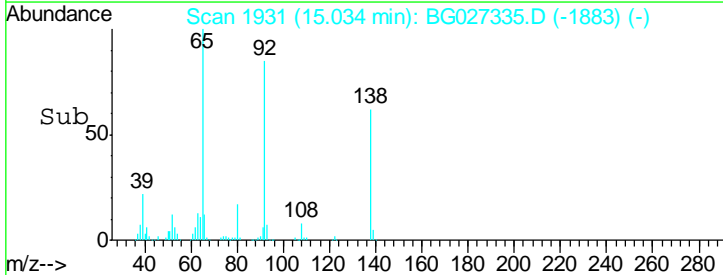
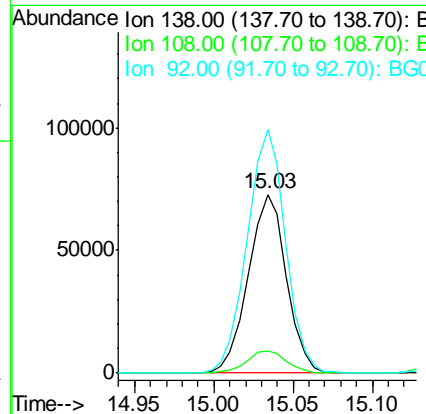
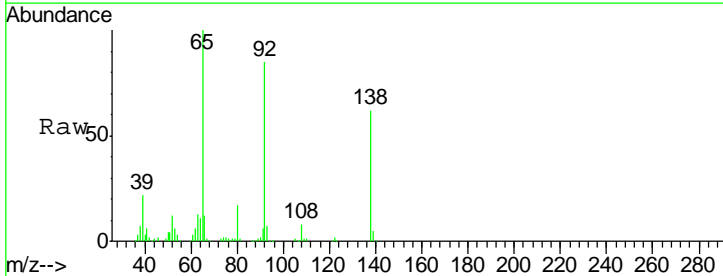
Instrument :
 BNA_G
 ClientSampleId :
 SSTDCCC040

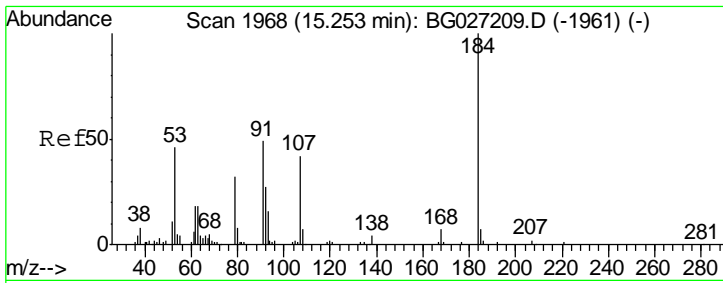
Tgt Ion	Resp	Lower	Upper
154	100		
153	111.3	87.8	131.6
152	53.7	42.2	63.4



#52
 3-Nitroaniline
 Concen: 46.201 ng
 RT: 15.03 min Scan# 1931
 Delta R.T. -0.02 min
 Lab File: BG027335.D
 Acq: 9 Jun 2017 2:51

Tgt Ion	Resp	Lower	Upper
138	100		
108	12.3	10.9	16.3
92	136.4	115.3	172.9

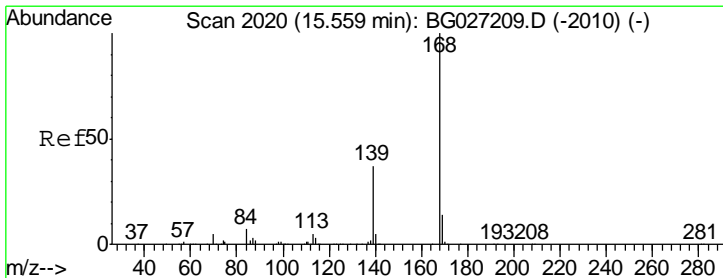
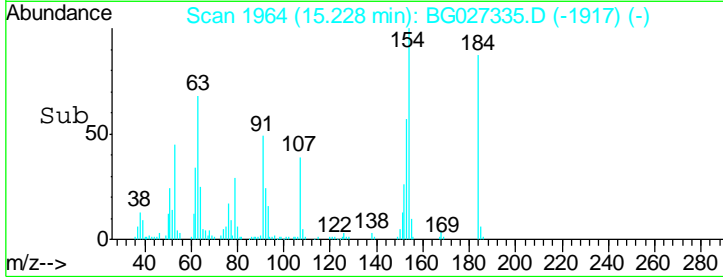
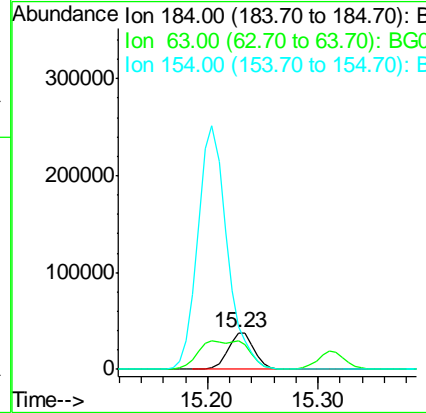
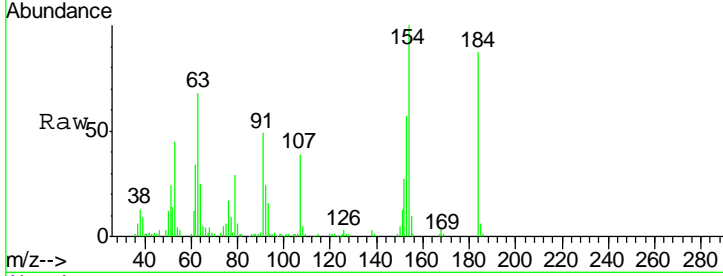




#53
 2,4-Dinitrophenol
 Concen: 59.369 ng
 RT: 15.23 min Scan# 1964
 Delta R.T. -0.03 min
 Lab File: BG027335.D
 Acq: 9 Jun 2017 2:51

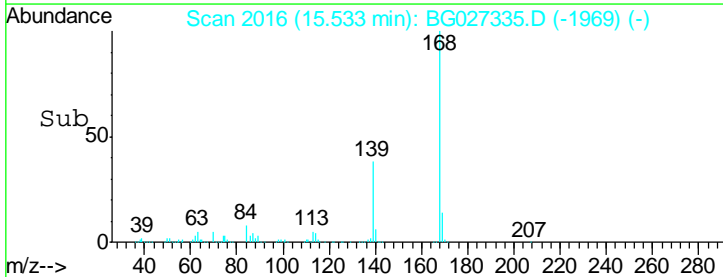
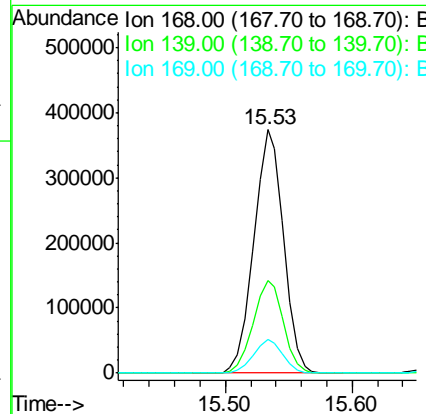
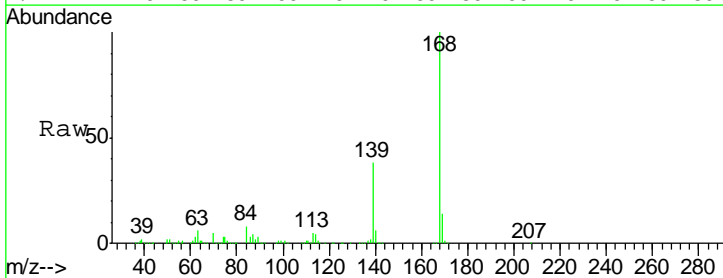
Instrument :
 BNA_G
 ClientSampled :
 SSTDCCC040

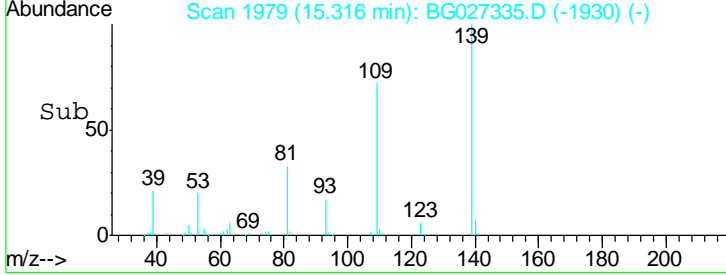
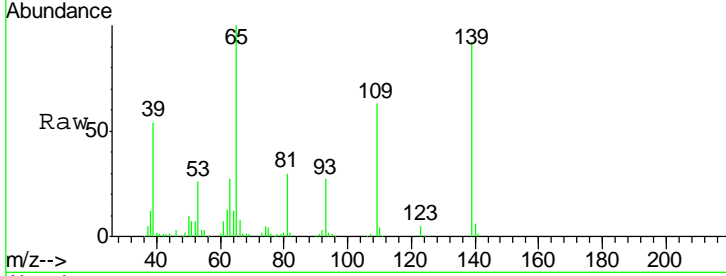
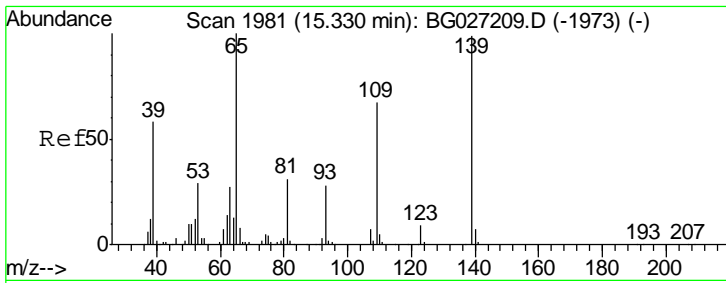
Tgt Ion	Resp	Lower	Upper
184	100		
63	78.2	52.7	79.1
154	115.4	57.3	85.9#



#54
 Dibenzofuran
 Concen: 41.113 ng
 RT: 15.53 min Scan# 2016
 Delta R.T. -0.03 min
 Lab File: BG027335.D
 Acq: 9 Jun 2017 2:51

Tgt Ion	Resp	Lower	Upper
168	100		
139	38.2	35.3	52.9
169	13.9	11.5	17.3

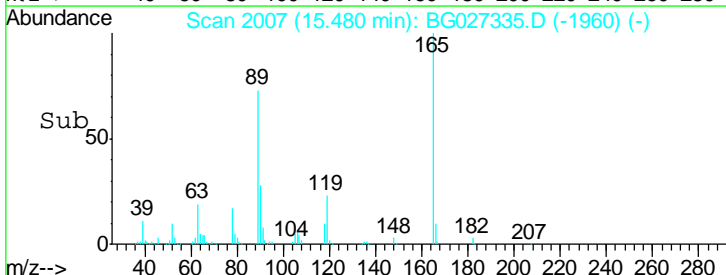
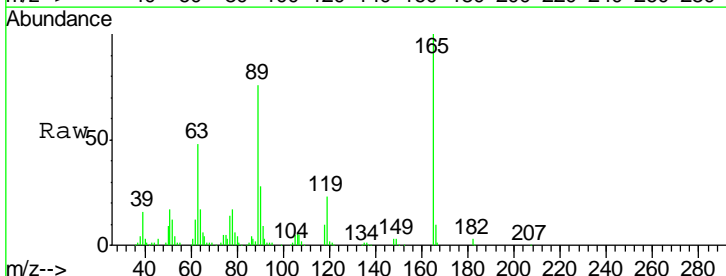
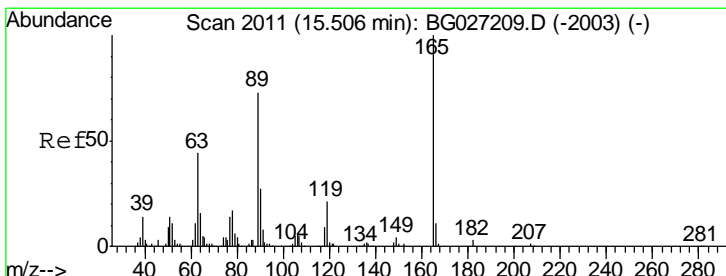
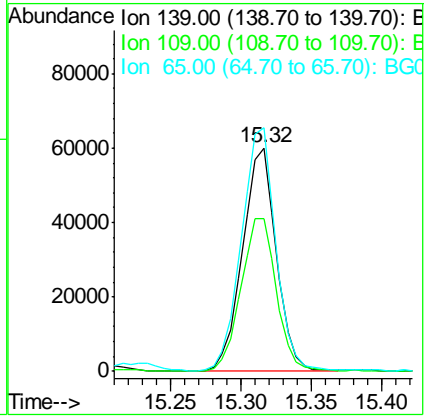




#55
 4-Nitrophenol
 Concen: 45.771 ng
 RT: 15.32 min Scan# 1979
 Delta R.T. -0.01 min
 Lab File: BG027335.D
 Acq: 9 Jun 2017 2:51

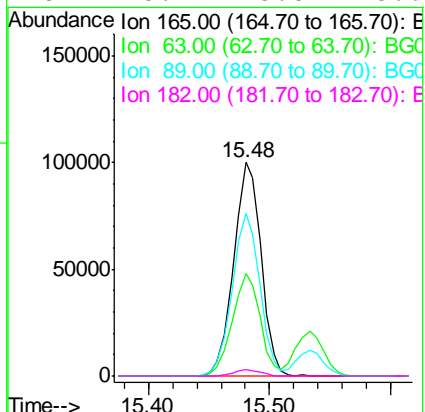
Instrument :
 BNA_G
 ClientSampled :
 SSTDCCC040

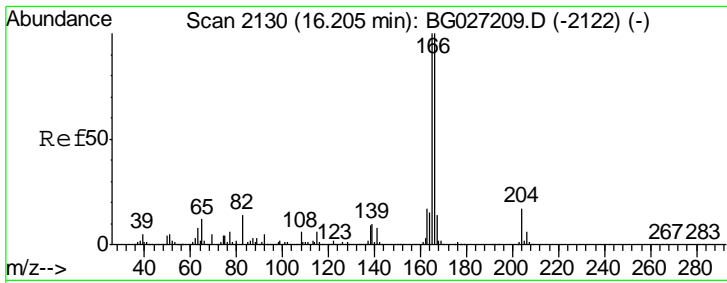
Tgt Ion	Resp	Lower	Upper
139	100785		
109	68.1	101.2	141.2#
65	108.9	135.3	175.3#



#56
 2,4-Dinitrotoluene
 Concen: 48.849 ng
 RT: 15.48 min Scan# 2007
 Delta R.T. -0.03 min
 Lab File: BG027335.D
 Acq: 9 Jun 2017 2:51

Tgt Ion	Resp	Lower	Upper
165	158248		
63	48.1	44.0	66.0
89	75.8	67.3	100.9
182	3.1	3.8	5.6#

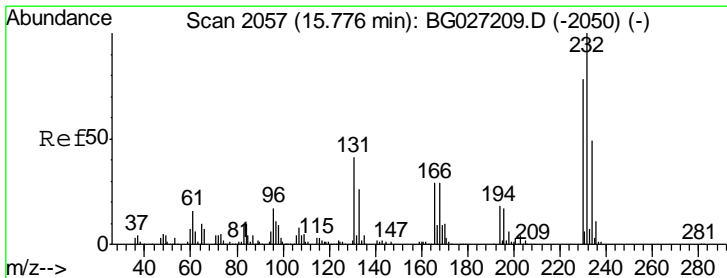
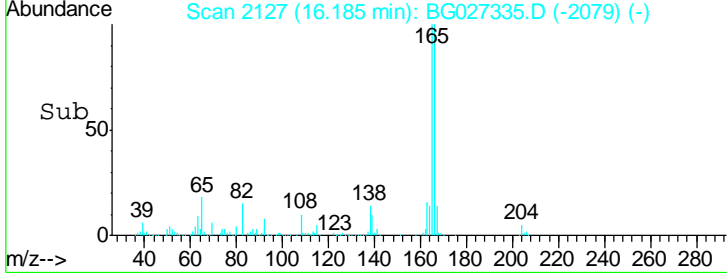
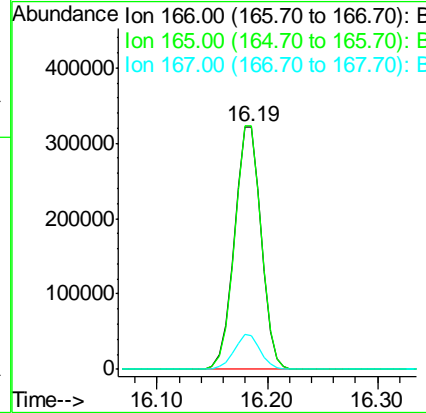
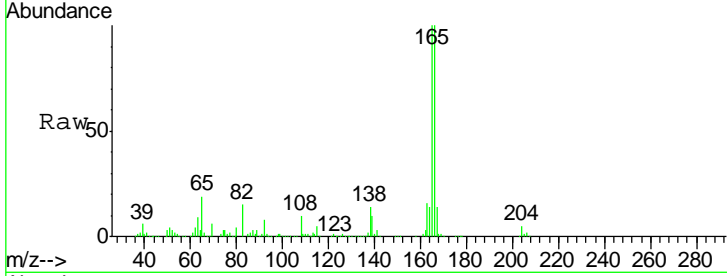




#57
 Fluorene
 Concen: 41.557 ng
 RT: 16.19 min Scan# 2127
 Delta R.T. -0.02 min
 Lab File: BG027335.D
 Acq: 9 Jun 2017 2:51

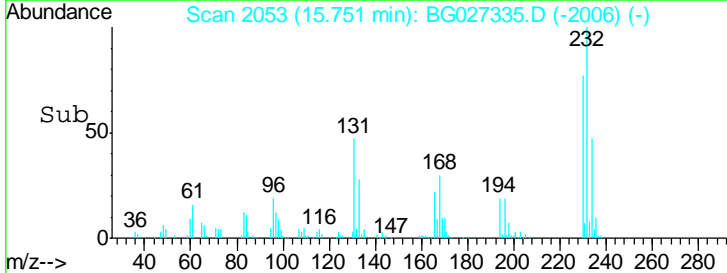
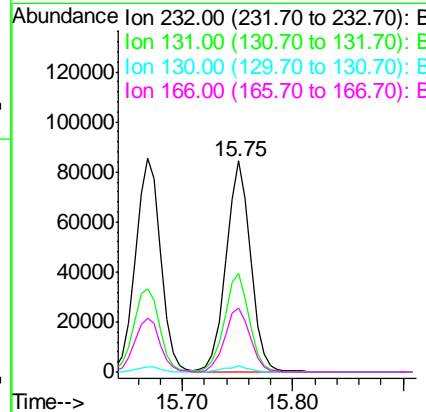
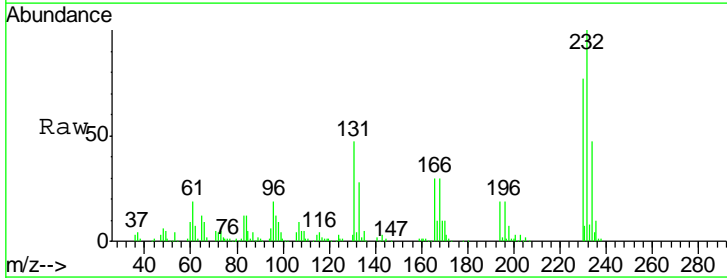
Instrument :
 BNA_G
 ClientSampled :
 SSTDCCC040

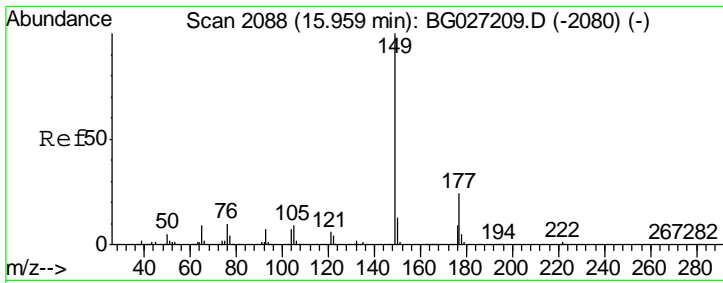
Tgt Ion	Resp	Lower	Upper
166	544380		
165	100.1	78.6	117.8
167	13.7	11.6	17.4



#58
 2,3,4,6-Tetrachlorophenol
 Concen: 44.350 ng
 RT: 15.75 min Scan# 2053
 Delta R.T. -0.03 min
 Lab File: BG027335.D
 Acq: 9 Jun 2017 2:51

Tgt Ion	Resp	Lower	Upper
232	131142		
131	46.7	34.9	52.3
130	2.6	2.3	3.5
166	31.5	24.2	36.4

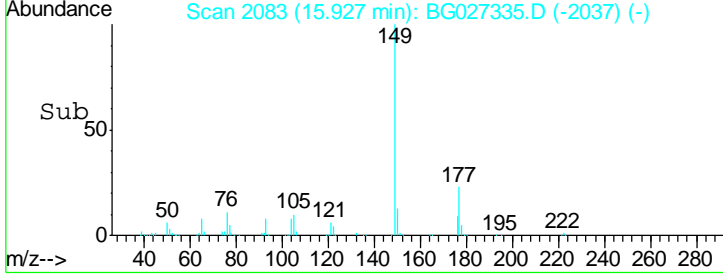
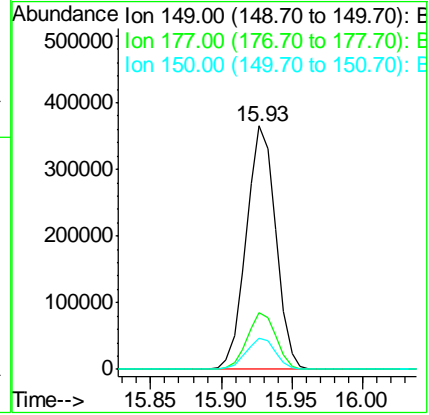
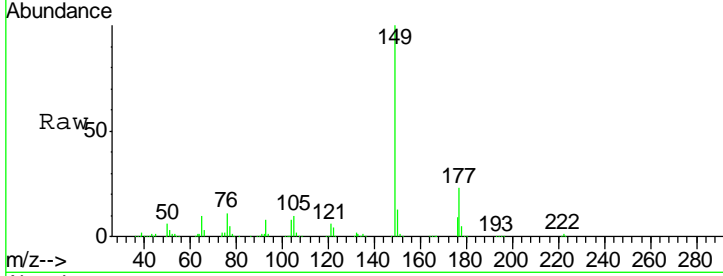




#59
 Diethylphthalate
 Concen: 43.092 ng
 RT: 15.93 min Scan# 2083
 Delta R.T. -0.03 min
 Lab File: BG027335.D
 Acq: 9 Jun 2017 2:51

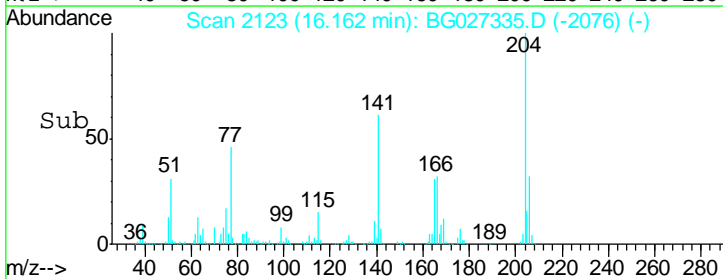
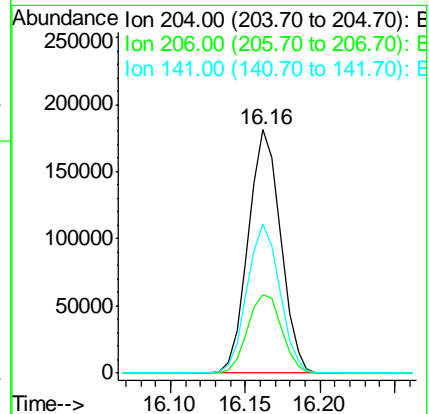
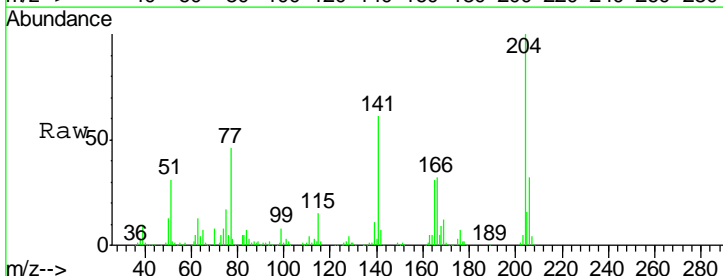
Instrument :
 BNA_G
 ClientSampleId :
 SSTDCCC040

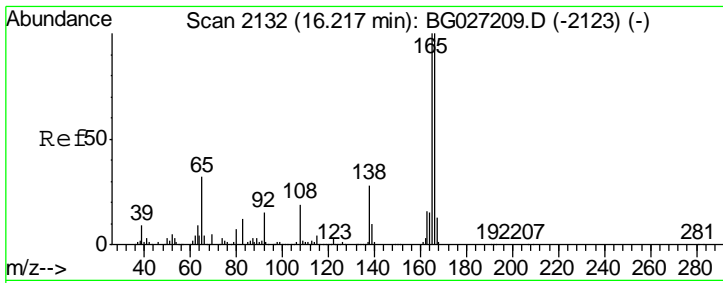
Tgt Ion	Resp	Lower	Upper
149	100		
177	23.3	20.1	30.1
150	12.7	10.2	15.2



#60
 4-Chlorophenyl-phenylether
 Concen: 41.066 ng
 RT: 16.16 min Scan# 2123
 Delta R.T. -0.03 min
 Lab File: BG027335.D
 Acq: 9 Jun 2017 2:51

Tgt Ion	Resp	Lower	Upper
204	100		
206	32.4	30.1	45.1
141	61.0	50.6	76.0

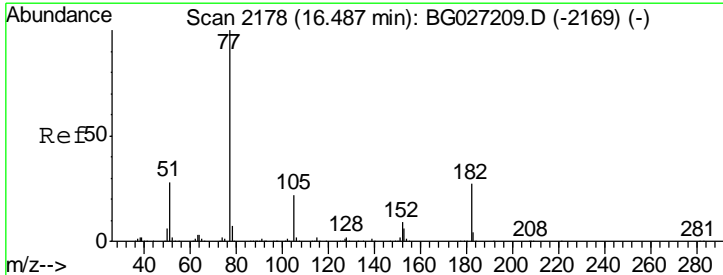
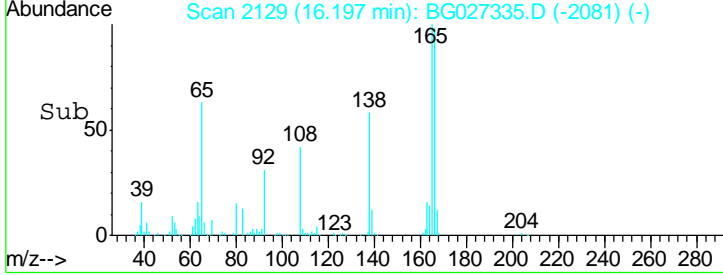
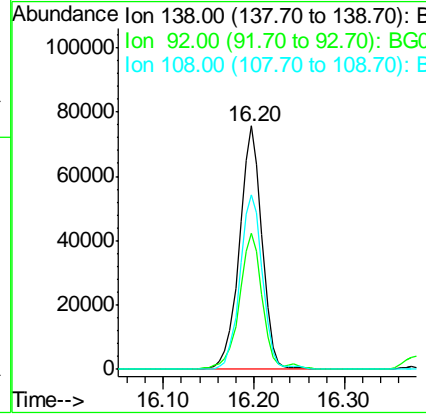
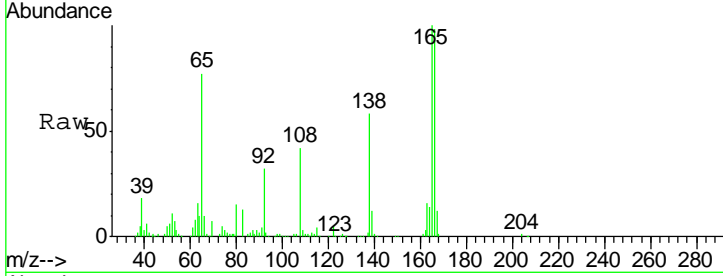




#61
 4-Nitroaniline
 Concen: 48.608 ng
 RT: 16.20 min Scan# 2129
 Delta R.T. -0.02 min
 Lab File: BG027335.D
 Acq: 9 Jun 2017 2:51

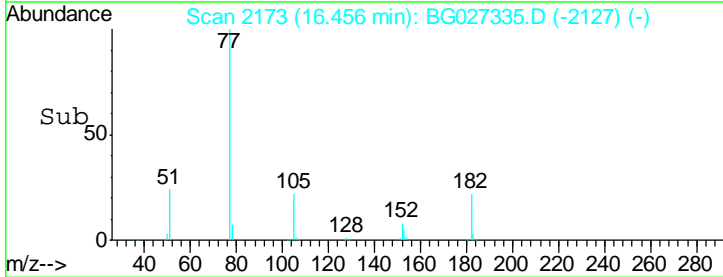
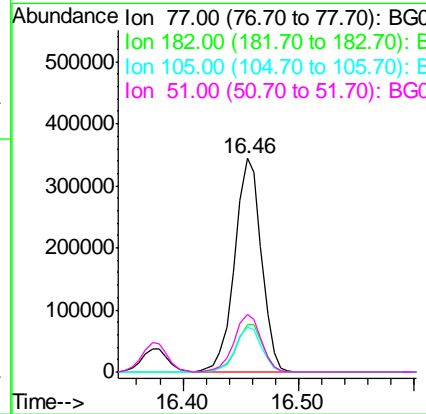
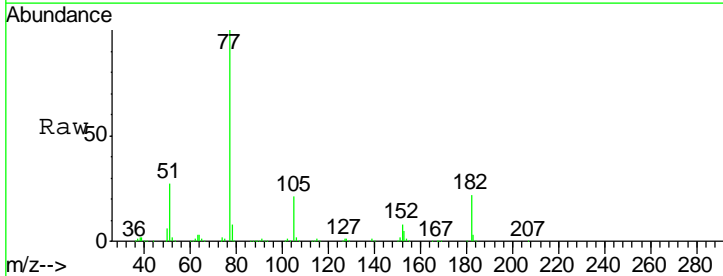
Instrument :
 BNA_G
 ClientSampled :
 SSTDCCC040

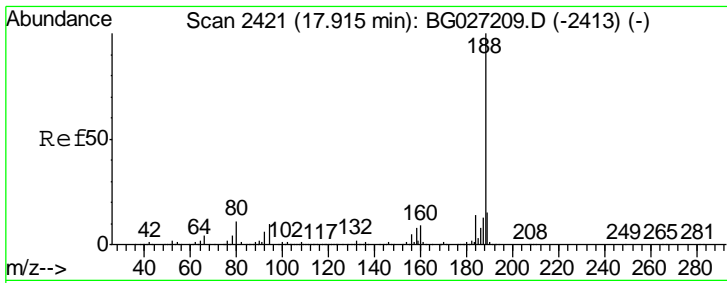
Tgt Ion	Resp	Lower	Upper
138	100		
92	56.0	44.2	84.2
108	71.9	104.8	144.8#



#62
 Azobenzene
 Concen: 47.909 ng
 RT: 16.46 min Scan# 2173
 Delta R.T. -0.03 min
 Lab File: BG027335.D
 Acq: 9 Jun 2017 2:51

Tgt Ion	Resp	Lower	Upper
77	100		
182	21.9	4.7	44.7
105	21.3	0.0	36.3
51	27.0	16.4	56.4

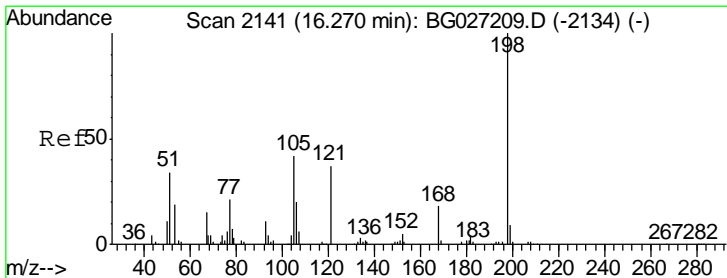
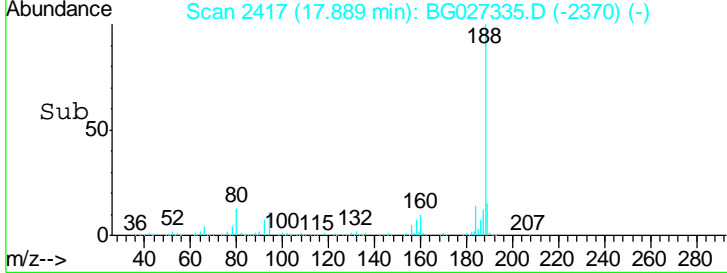
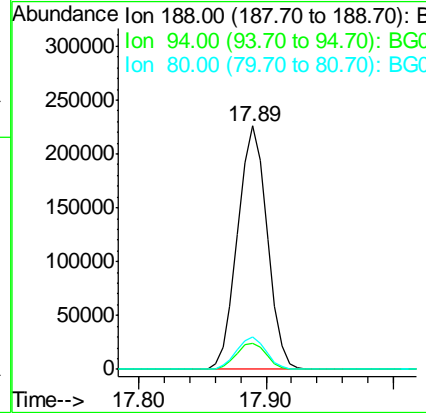
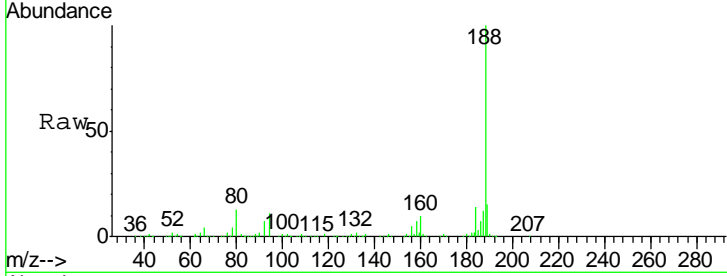




#63
 Phenanthrene-d10
 Concen: 20.000 ng
 RT: 17.89 min Scan# 2417
 Delta R.T. -0.03 min
 Lab File: BG027335.D
 Acq: 9 Jun 2017 2:51

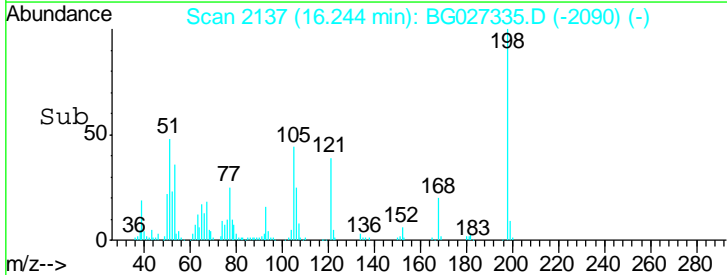
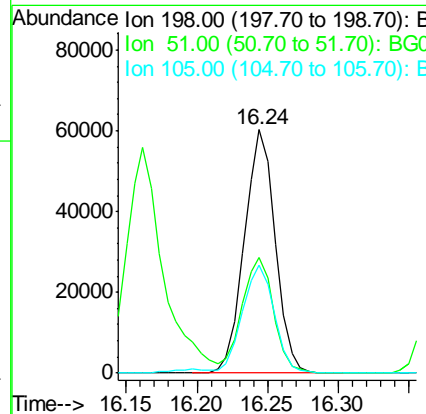
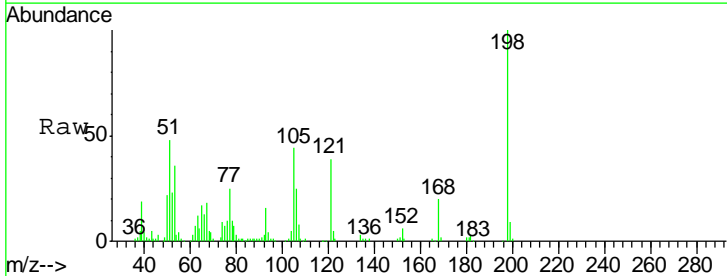
Instrument :
 BNA_G
 ClientSampleId :
 SSTDCCC040

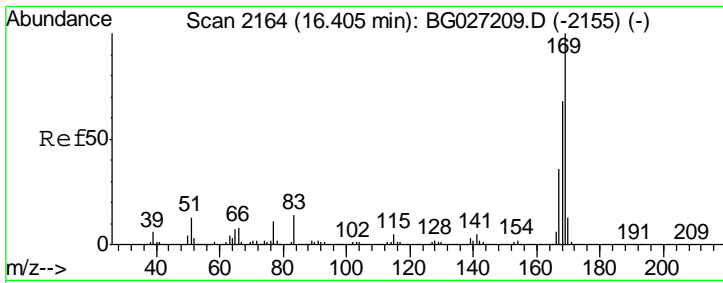
Tgt Ion	Resp	Lower	Upper
188	100		
94	10.8	5.8	8.8#
80	13.4	7.5	11.3#



#64
 4,6-Dinitro-2-methylphenol
 Concen: 54.366 ng
 RT: 16.24 min Scan# 2137
 Delta R.T. -0.02 min
 Lab File: BG027335.D
 Acq: 9 Jun 2017 2:51

Tgt Ion	Resp	Lower	Upper
198	100		
51	47.7	22.6	62.6
105	44.3	14.4	54.4

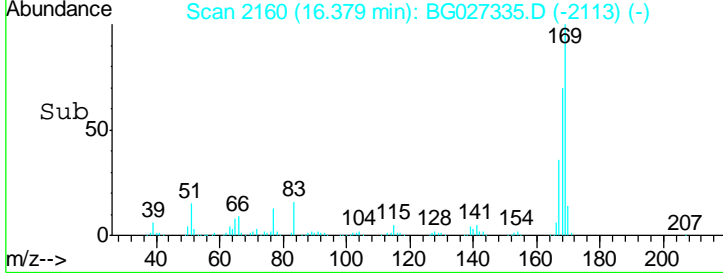
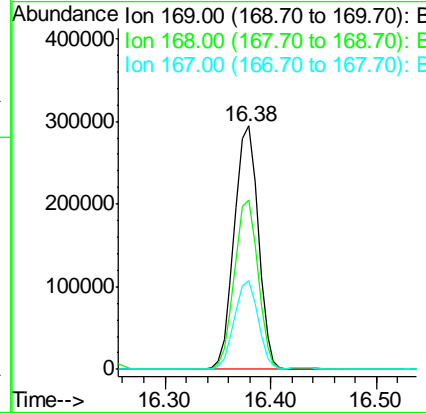
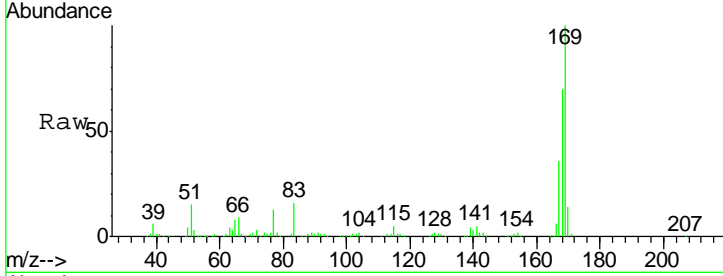




#65
 n-Nitrosodiphenylamine
 Concen: 40.461 ng
 RT: 16.38 min Scan# 2160
 Delta R.T. -0.03 min
 Lab File: BG027335.D
 Acq: 9 Jun 2017 2:51

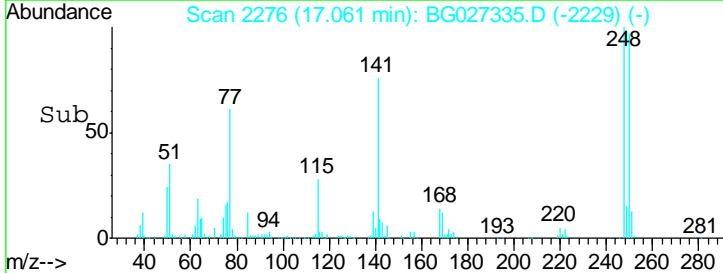
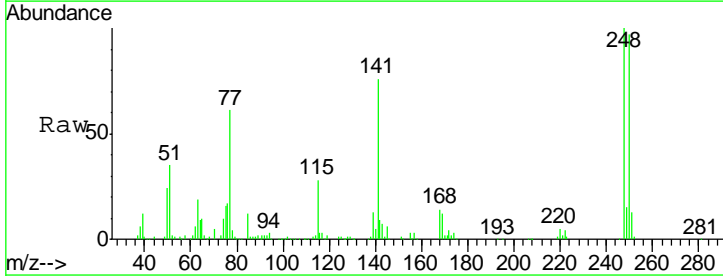
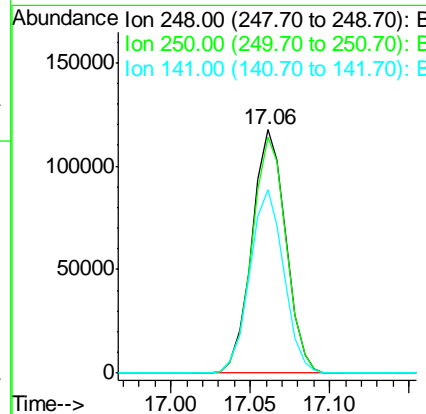
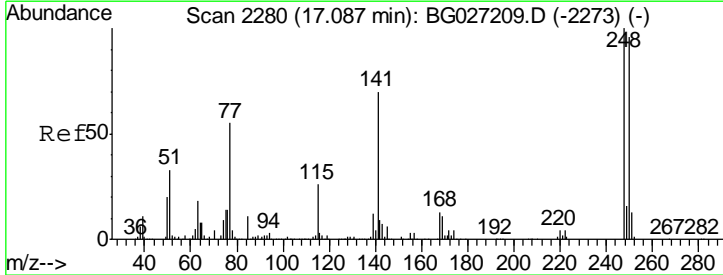
Instrument :
 BNA_G
 ClientSampleId :
 SSTDCCC040

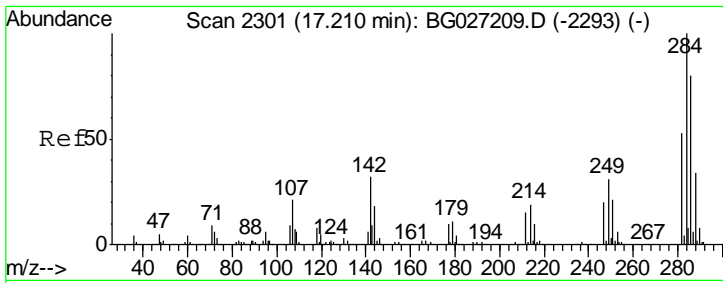
Tgt Ion	Resp	Lower	Upper
169	461795		
168	69.7	55.7	83.5
167	36.2	29.8	44.6



#66
 4-Bromophenyl-phenylether
 Concen: 40.462 ng
 RT: 17.06 min Scan# 2276
 Delta R.T. -0.03 min
 Lab File: BG027335.D
 Acq: 9 Jun 2017 2:51

Tgt Ion	Resp	Lower	Upper
248	174342		
250	96.8	75.0	112.6
141	75.5	55.2	82.8

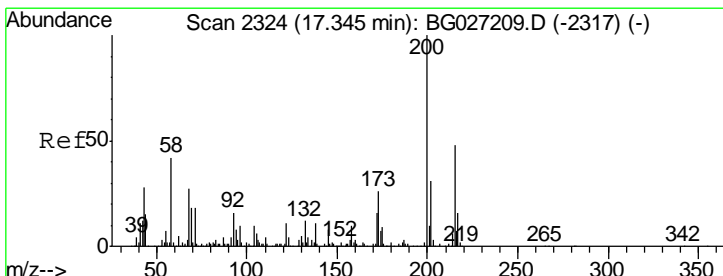
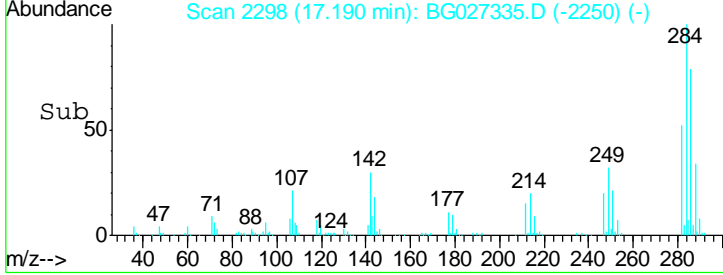
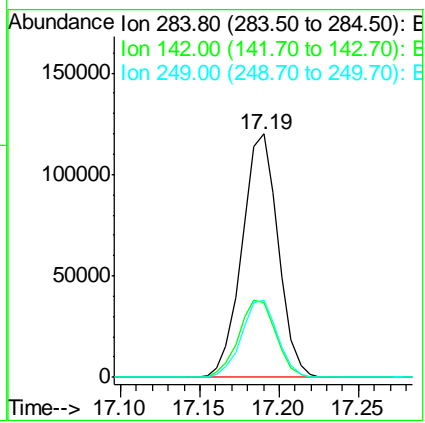
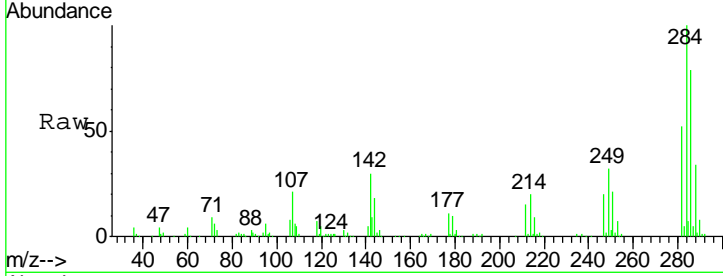




#67
 Hexachlorobenzene
 Concen: 40.886 ng
 RT: 17.19 min Scan# 2298
 Delta R.T. -0.02 min
 Lab File: BG027335.D
 Acq: 9 Jun 2017 2:51

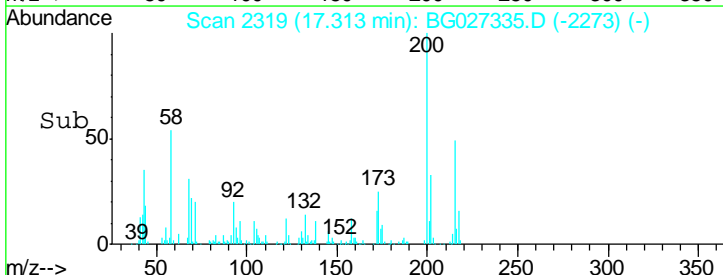
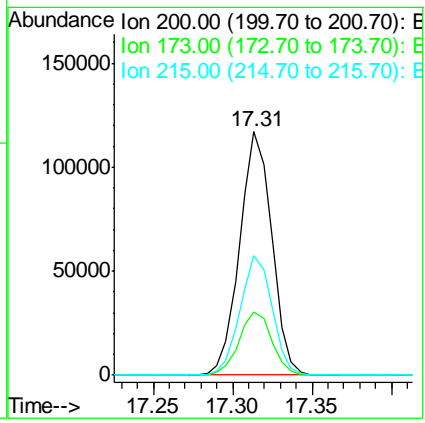
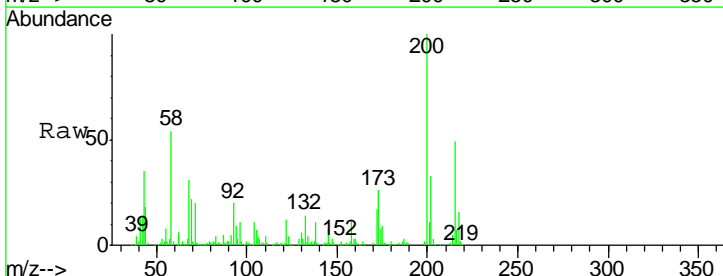
Instrument :
 BNA_G
 ClientSampleId :
 SSTDCCC040

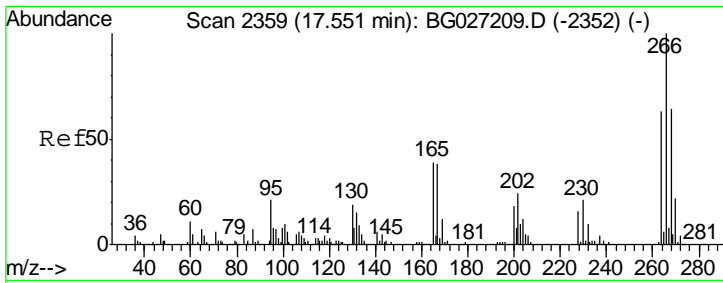
Tgt Ion	Resp	Lower	Upper
284	189489		
142	30.5	29.9	44.9
249	32.0	29.2	43.8



#68
 Atrazine
 Concen: 43.003 ng
 RT: 17.31 min Scan# 2319
 Delta R.T. -0.03 min
 Lab File: BG027335.D
 Acq: 9 Jun 2017 2:51

Tgt Ion	Resp	Lower	Upper
200	164128		
173	25.7	3.0	43.0
215	49.0	28.4	68.4

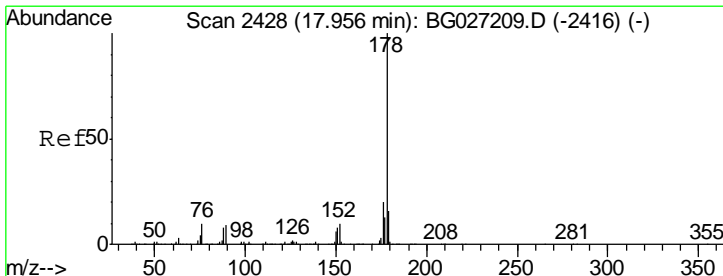
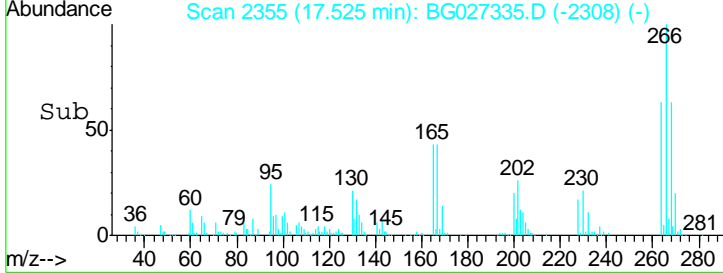
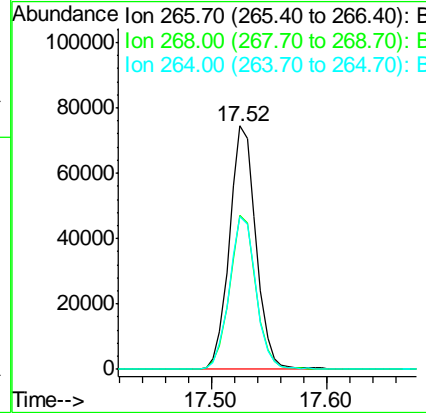
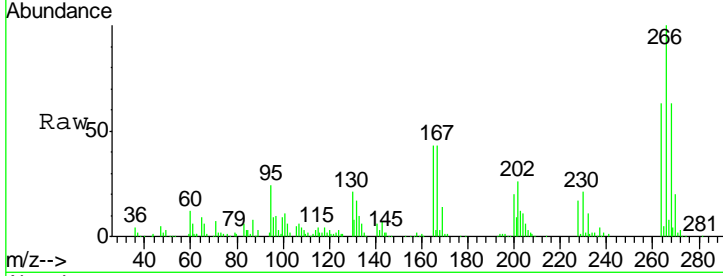




#69
 Pentachlorophenol
 Concen: 43.445 ng
 RT: 17.52 min Scan# 2355
 Delta R.T. -0.03 min
 Lab File: BG027335.D
 Acq: 9 Jun 2017 2:51

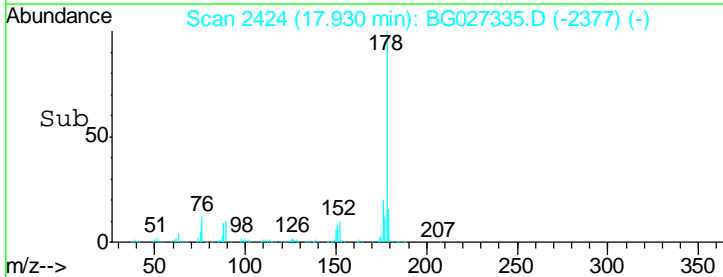
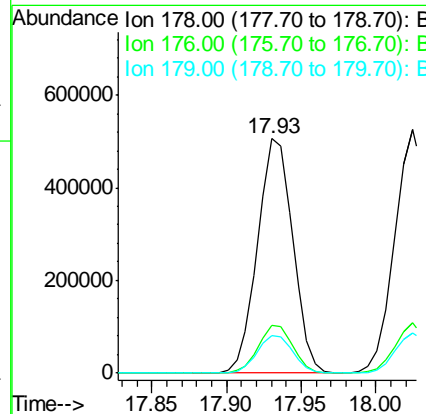
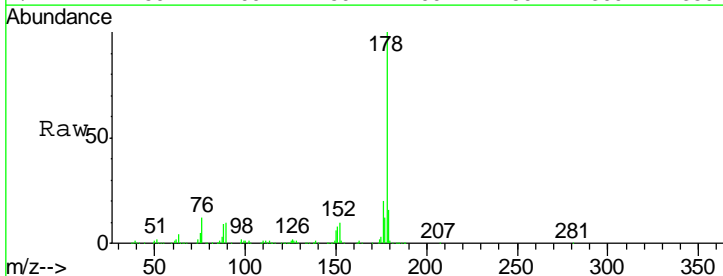
Instrument :
 BNA_G
 ClientSampleID :
 SSTDCCC040

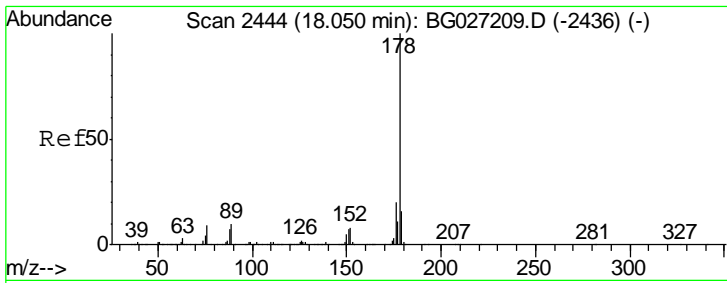
Tgt Ion	Resp	Lower	Upper
266	118024		
268	63.3	48.6	72.8
264	62.7	50.1	75.1



#70
 Phenanthrene
 Concen: 40.403 ng
 RT: 17.93 min Scan# 2424
 Delta R.T. -0.03 min
 Lab File: BG027335.D
 Acq: 9 Jun 2017 2:51

Tgt Ion	Resp	Lower	Upper
178	827551		
176	20.2	17.7	26.5
179	16.0	15.0	22.6

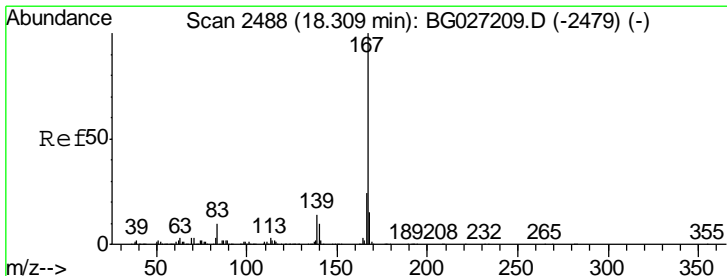
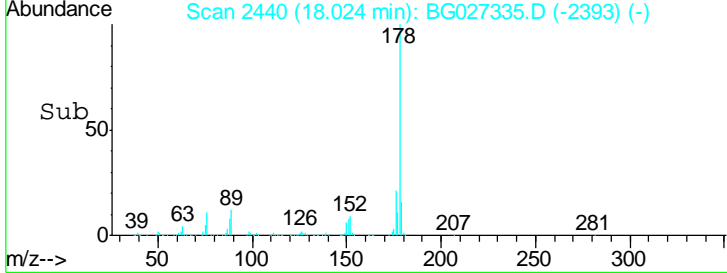
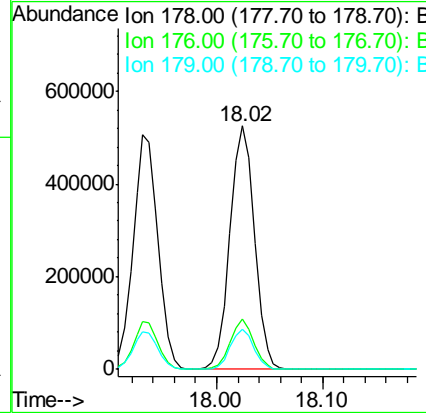
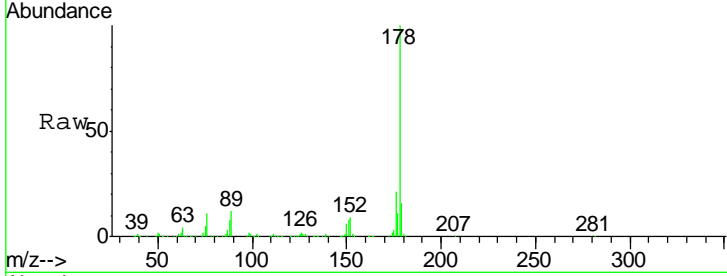




#71
 Anthracene
 Concen: 40.912 ng
 RT: 18.02 min Scan# 2440
 Delta R.T. -0.03 min
 Lab File: BG027335.D
 Acq: 9 Jun 2017 2:51

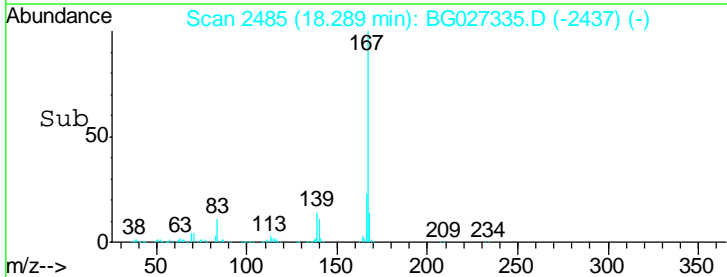
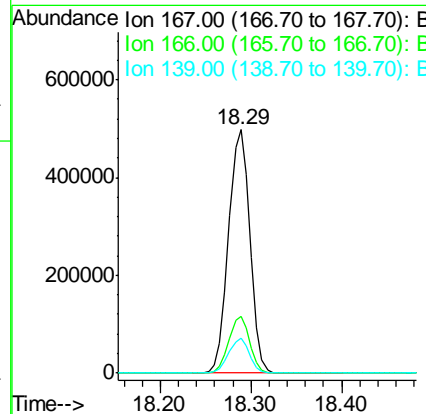
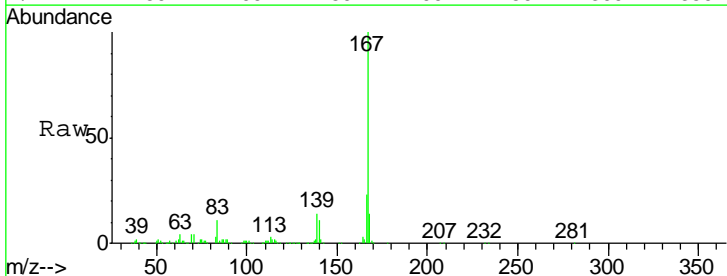
Instrument :
 BNA_G
 ClientSampled :
 SSTDCCC040

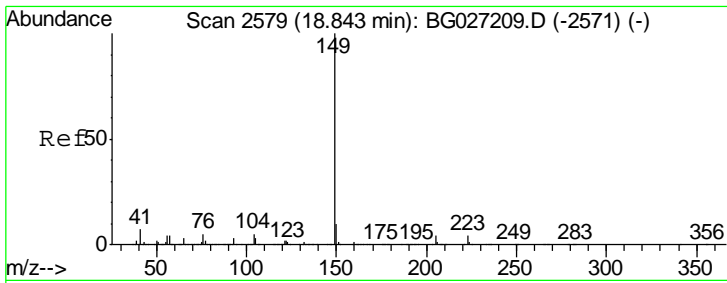
Tgt Ion	Resp	Lower	Upper
178	100		
176	20.6	16.4	24.6
179	16.4	13.8	20.8



#72
 Carbazole
 Concen: 42.005 ng
 RT: 18.29 min Scan# 2485
 Delta R.T. -0.02 min
 Lab File: BG027335.D
 Acq: 9 Jun 2017 2:51

Tgt Ion	Resp	Lower	Upper
167	100		
166	23.3	20.2	30.2
139	14.2	12.8	19.2

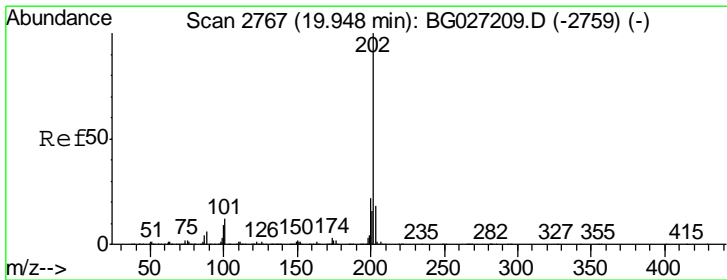
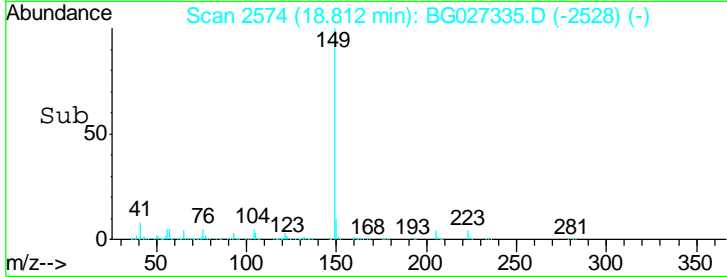
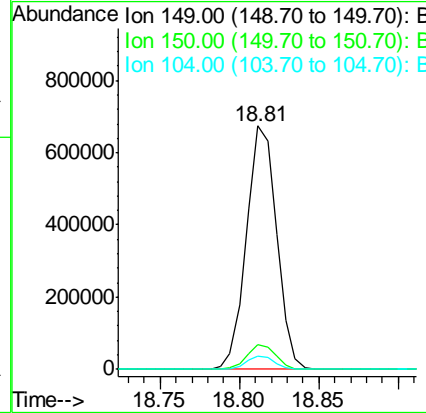
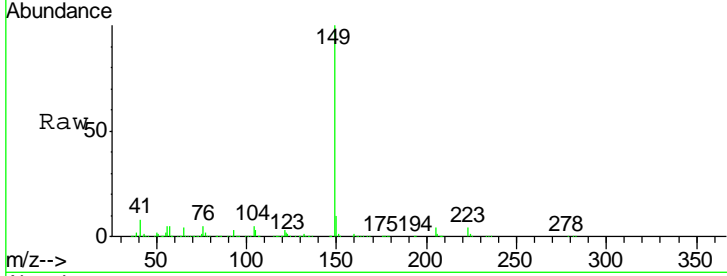




#73
 Di-n-butylphthalate
 Concen: 47.468 ng
 RT: 18.81 min Scan# 2574
 Delta R.T. -0.03 min
 Lab File: BG027335.D
 Acq: 9 Jun 2017 2:51

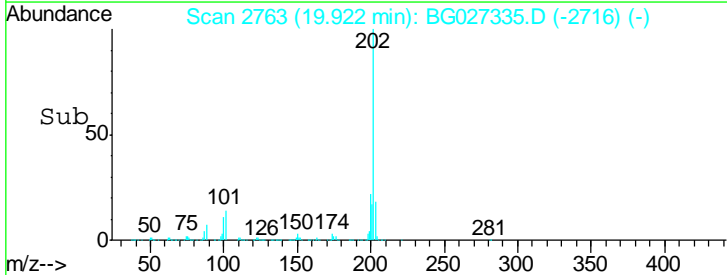
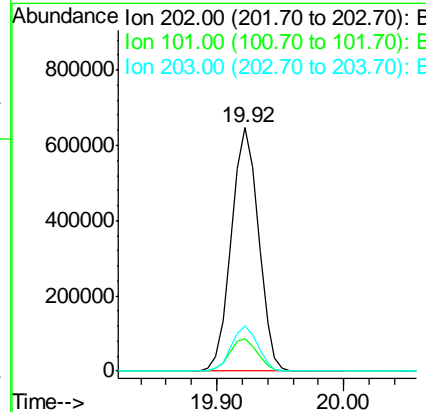
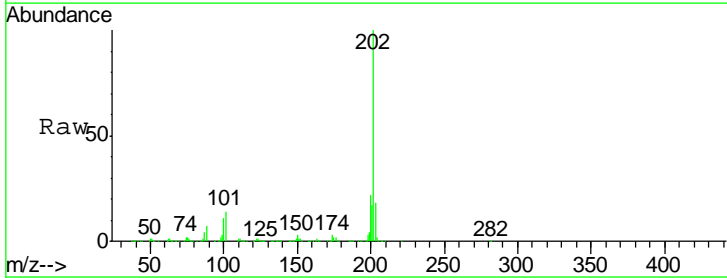
Instrument :
 BNA_G
 ClientSampleId :
 SSTDCCC040

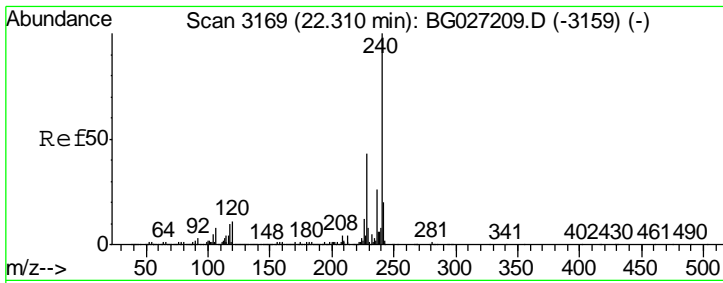
Tgt Ion	Resp	Lower	Upper
149	100		
150	10.1	9.1	13.7
104	5.4	6.7	10.1#



#74
 Fluoranthene
 Concen: 43.617 ng
 RT: 19.92 min Scan# 2763
 Delta R.T. -0.03 min
 Lab File: BG027335.D
 Acq: 9 Jun 2017 2:51

Tgt Ion	Resp	Lower	Upper
202	100		
101	13.5	0.0	30.1
203	18.3	1.3	41.3

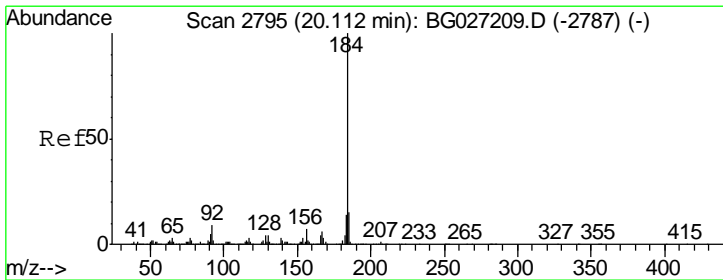
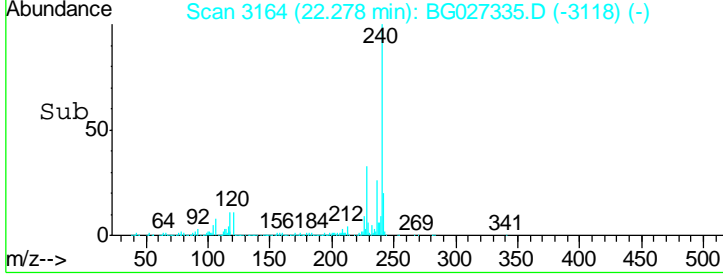
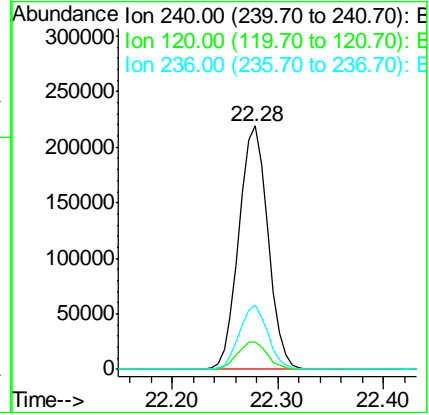
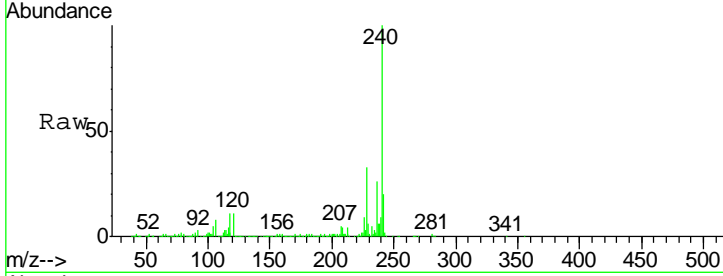




#75
 Chrysene-d12
 Concen: 20.000 ng
 RT: 22.28 min Scan# 3164
 Delta R.T. -0.03 min
 Lab File: BG027335.D
 Acq: 9 Jun 2017 2:51

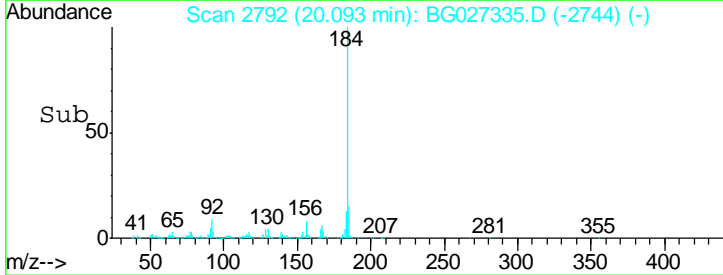
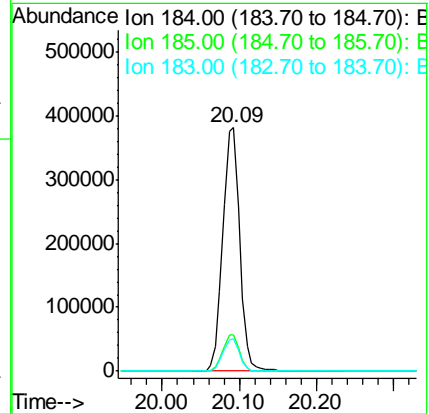
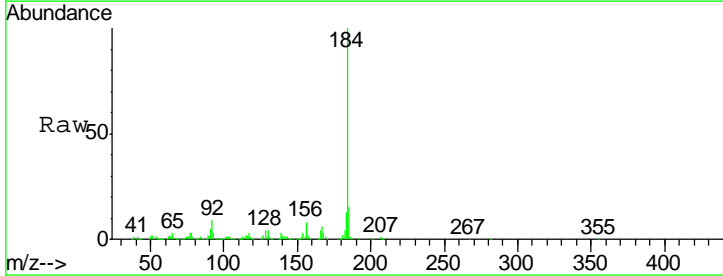
Instrument :
 BNA_G
 ClientSampleId :
 SSTDCCC040

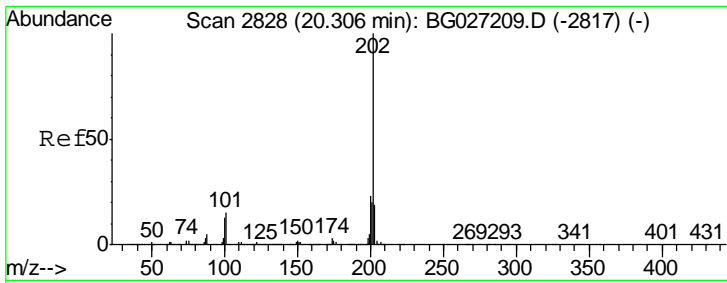
Tgt Ion	Resp	Lower	Upper
240	416125		
120	11.2	5.7	8.5#
236	26.4	22.2	33.4



#76
 Benzidine
 Concen: 46.360 ng
 RT: 20.09 min Scan# 2792
 Delta R.T. -0.02 min
 Lab File: BG027335.D
 Acq: 9 Jun 2017 2:51

Tgt Ion	Resp	Lower	Upper
184	581133		
185	14.8	13.0	19.6
183	13.3	11.0	16.6

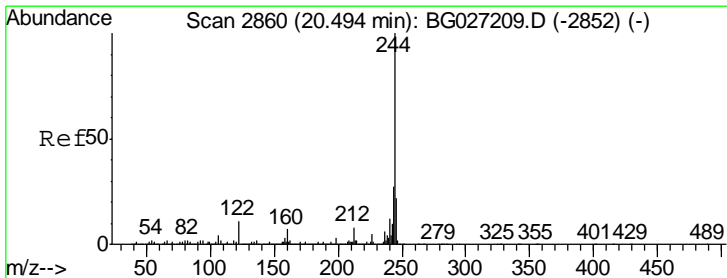
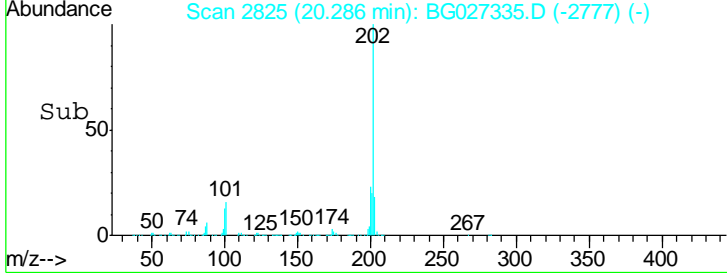
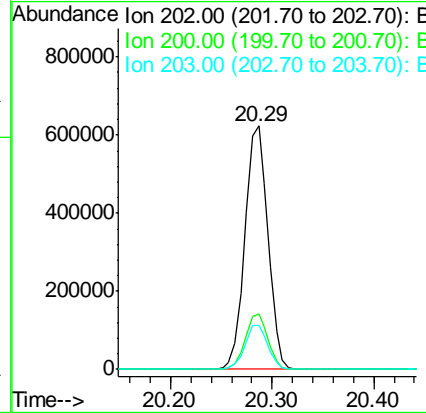
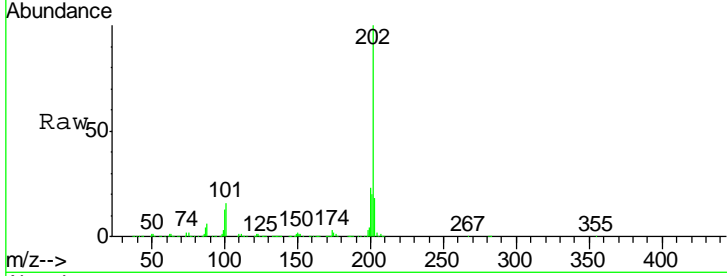




#77
 Pyrene
 Concen: 38.946 ng
 RT: 20.29 min Scan# 2825
 Delta R.T. -0.02 min
 Lab File: BG027335.D
 Acq: 9 Jun 2017 2:51

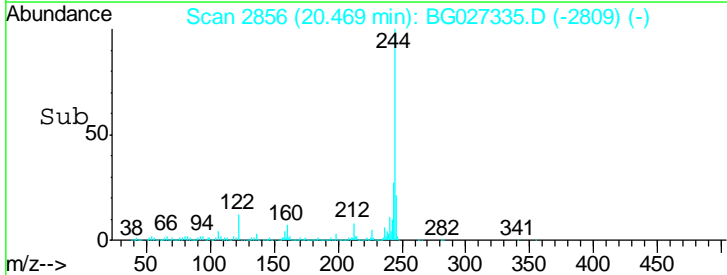
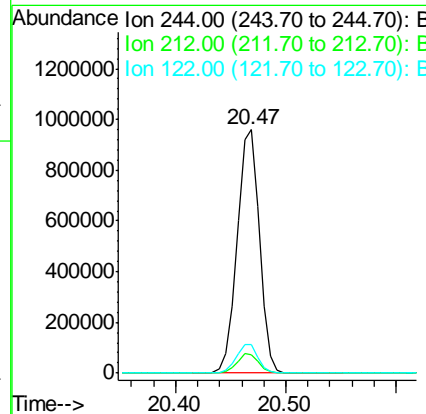
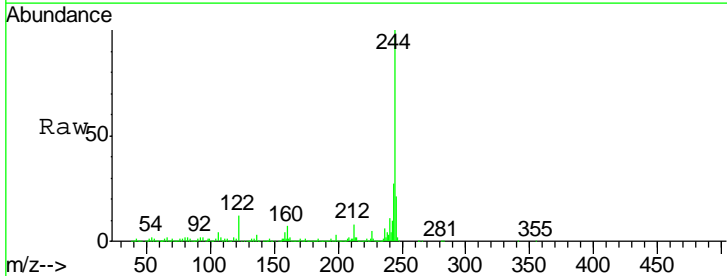
Instrument :
 BNA_G
 ClientSampleId :
 SSTDCCC040

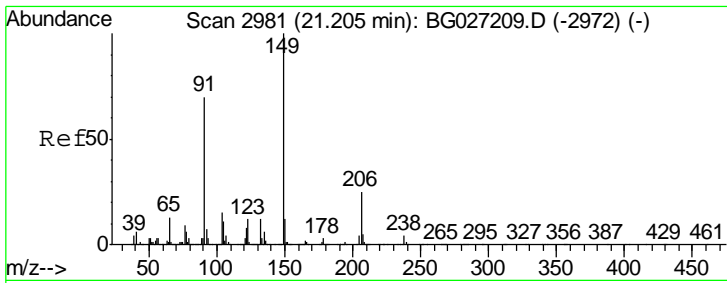
Tgt Ion	Resp	Lower	Upper
202	100		
200	22.8	19.6	29.4
203	18.3	15.8	23.8



#78
 Terphenyl-d14
 Concen: 83.183 ng
 RT: 20.47 min Scan# 2856
 Delta R.T. -0.03 min
 Lab File: BG027335.D
 Acq: 9 Jun 2017 2:51

Tgt Ion	Resp	Lower	Upper
244	100		
212	7.8	10.0	15.0#
122	11.7	8.6	12.8

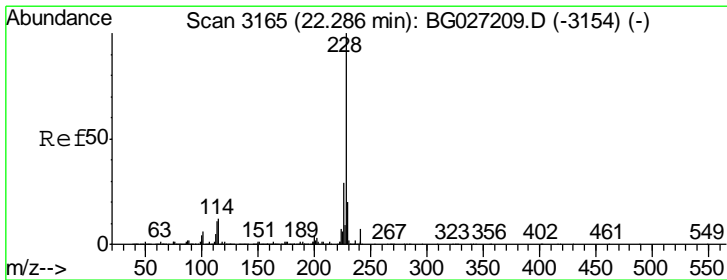
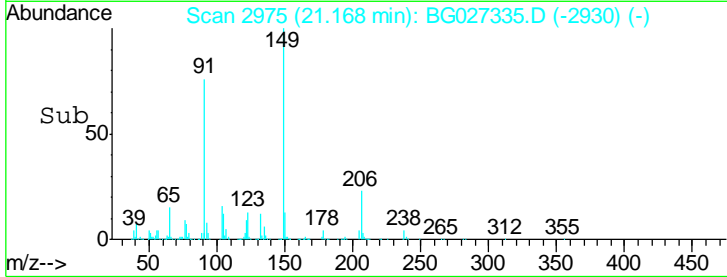
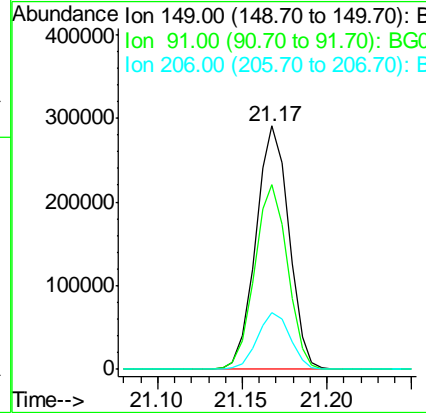
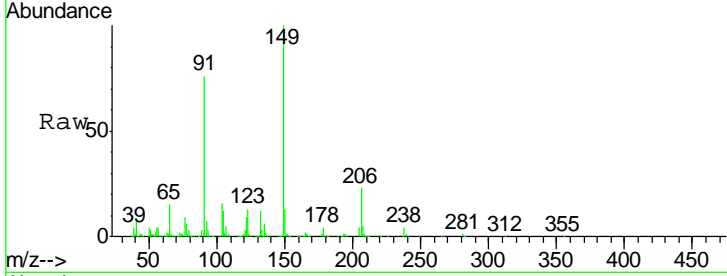




#79
 Butylbenzylphthalate
 Concen: 44.606 ng
 RT: 21.17 min Scan# 2975
 Delta R.T. -0.04 min
 Lab File: BG027335.D
 Acq: 9 Jun 2017 2:51

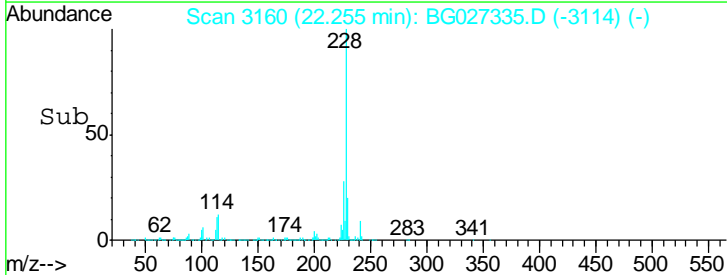
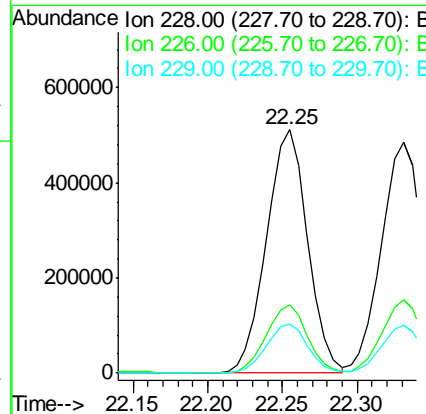
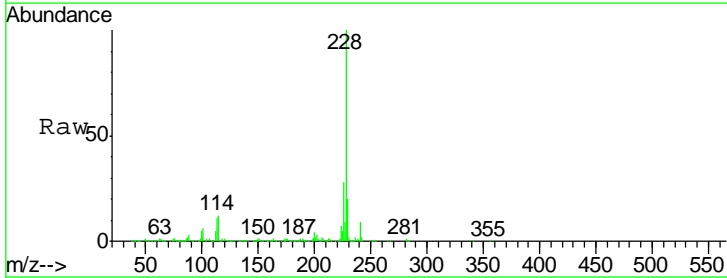
Instrument :
 BNA_G
 ClientSampleId :
 SSTDCCC040

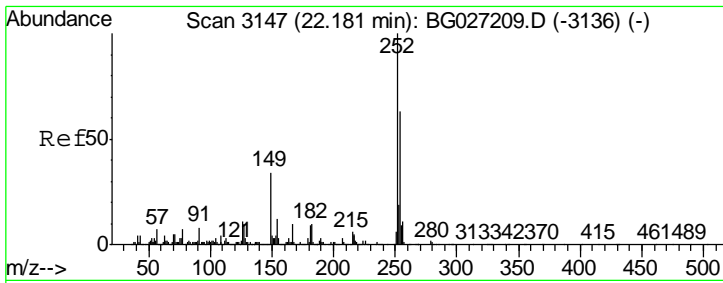
Tgt Ion	Resp	Lower	Upper
149	396280		
91	75.8	63.5	95.3
206	23.5	21.0	31.6



#80
 Benzo(a)anthracene
 Concen: 41.375 ng
 RT: 22.25 min Scan# 3160
 Delta R.T. -0.03 min
 Lab File: BG027335.D
 Acq: 9 Jun 2017 2:51

Tgt Ion	Resp	Lower	Upper
228	981868		
226	27.9	24.9	37.3
229	20.3	18.2	27.2

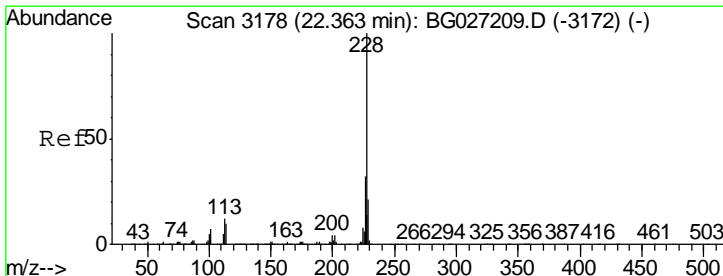
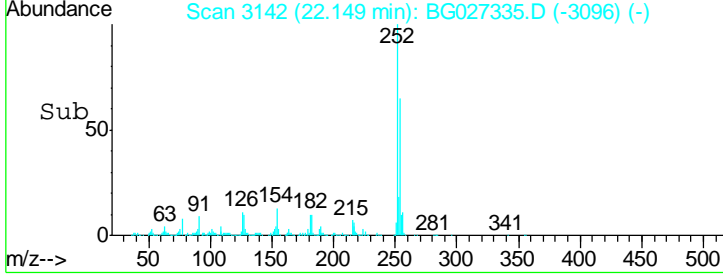
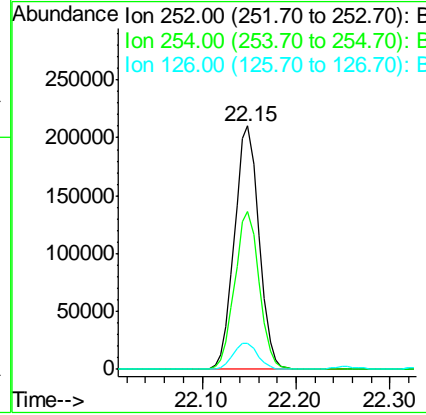
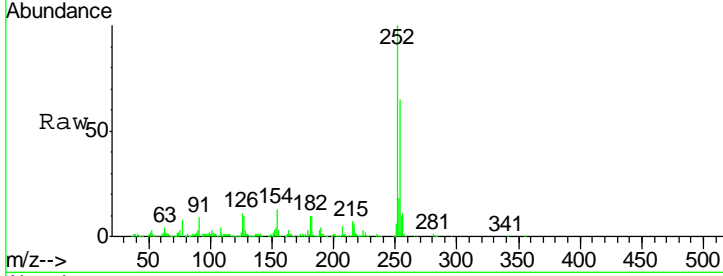




#81
 3,3'-Dichlorobenzidine
 Concen: 41.362 ng
 RT: 22.15 min Scan# 3142
 Delta R.T. -0.03 min
 Lab File: BG027335.D
 Acq: 9 Jun 2017 2:51

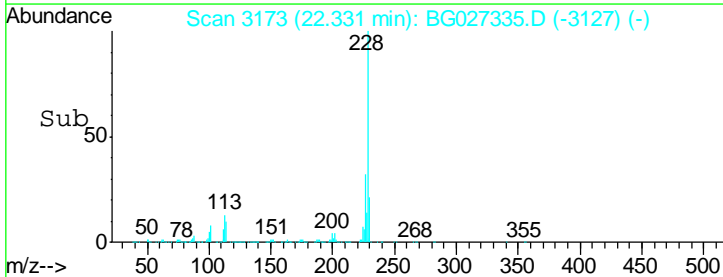
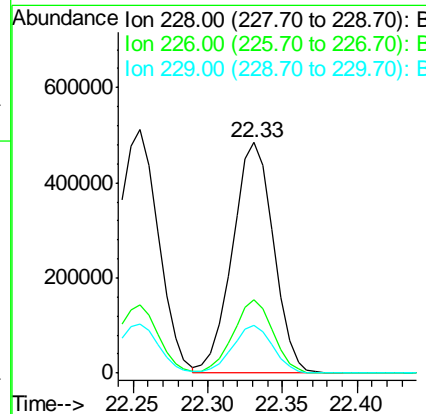
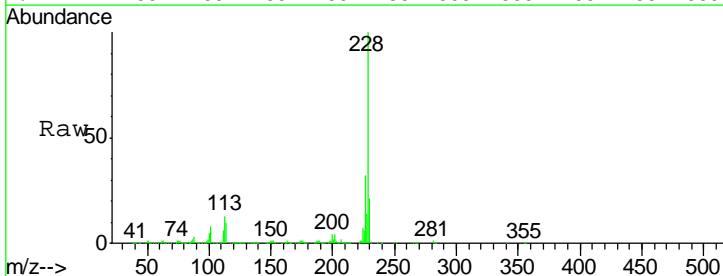
Instrument :
 BNA_G
 ClientSampleId :
 SSTDCCC040

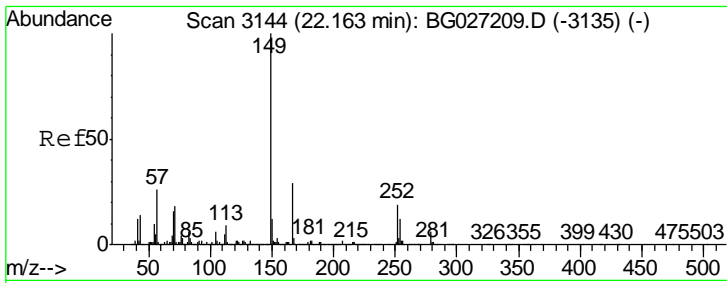
Tgt Ion	Resp	Lower	Upper
252	381858		
254	65.0	53.1	79.7
126	10.9	7.0	10.4



#82
 Chrysene
 Concen: 40.592 ng
 RT: 22.33 min Scan# 3173
 Delta R.T. -0.03 min
 Lab File: BG027335.D
 Acq: 9 Jun 2017 2:51

Tgt Ion	Resp	Lower	Upper
228	924841		
226	31.7	27.0	40.4
229	20.7	17.8	26.6

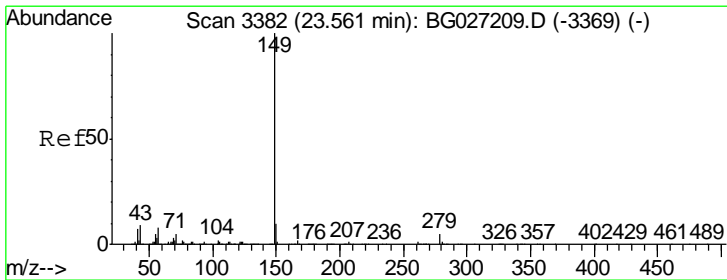
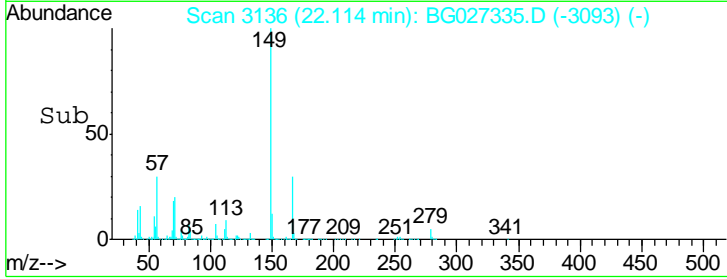
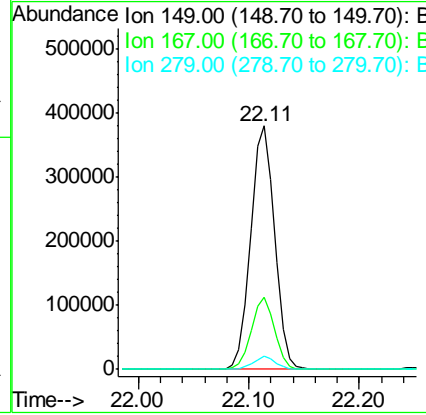
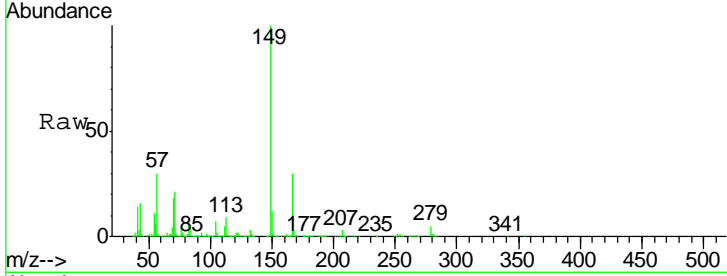




#83
 Bis(2-ethylhexyl)phthalate
 Concen: 43.117 ng
 RT: 22.11 min Scan# 3136
 Delta R.T. -0.05 min
 Lab File: BG027335.D
 Acq: 9 Jun 2017 2:51

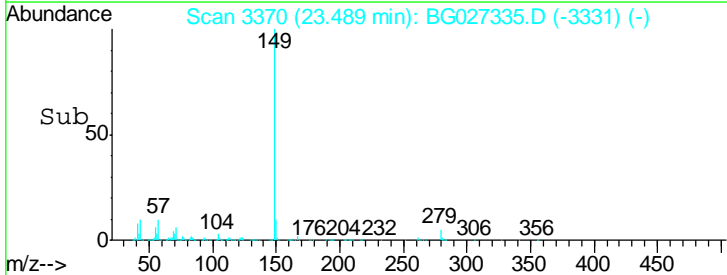
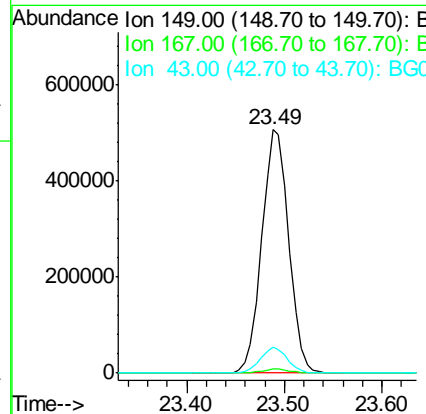
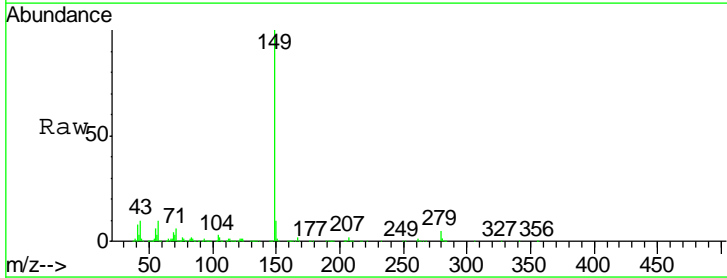
Instrument :
 BNA_G
 ClientSampleId :
 SSTDCCC040

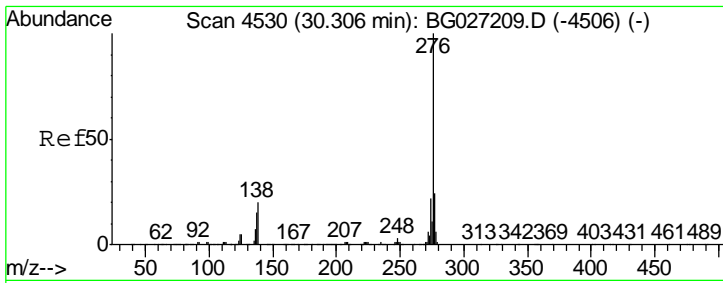
Tgt Ion	Resp	Lower	Upper
149	578883		
167	29.5	23.7	35.5
279	5.3	4.6	6.8



#84
 Di-n-octyl phthalate
 Concen: 44.087 ng
 RT: 23.49 min Scan# 3370
 Delta R.T. -0.07 min
 Lab File: BG027335.D
 Acq: 9 Jun 2017 2:51

Tgt Ion	Resp	Lower	Upper
149	980310		
167	1.7	1.4	2.2
43	10.4	11.8	17.6#

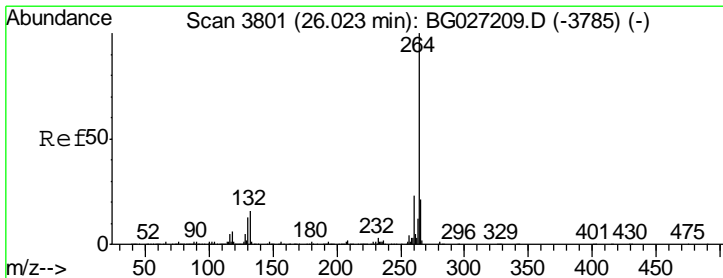
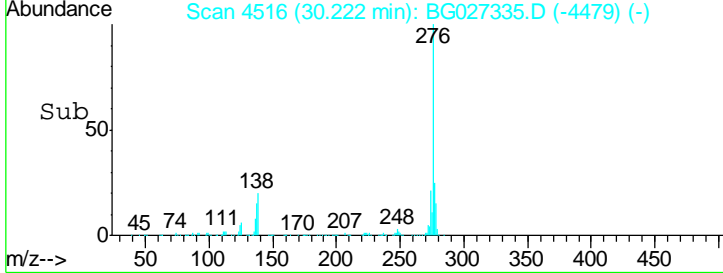
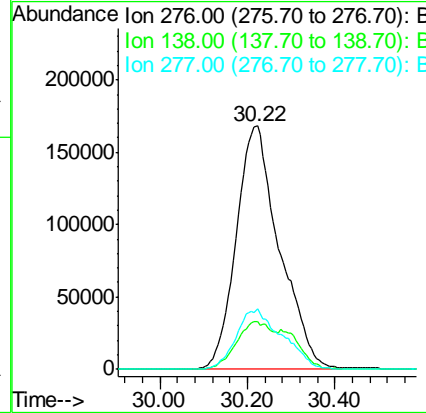
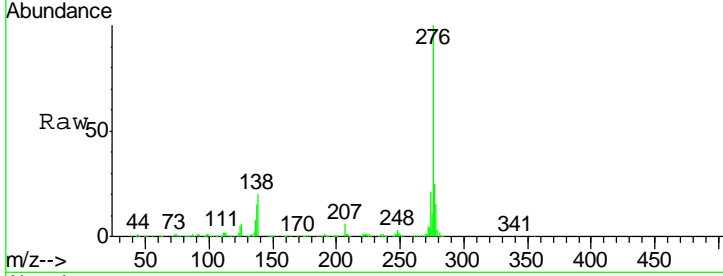




#85
 Indeno(1,2,3-cd)pyrene
 Concen: 40.936 ng
 RT: 30.22 min Scan# 4516
 Delta R.T. -0.08 min
 Lab File: BG027335.D
 Acq: 9 Jun 2017 2:51

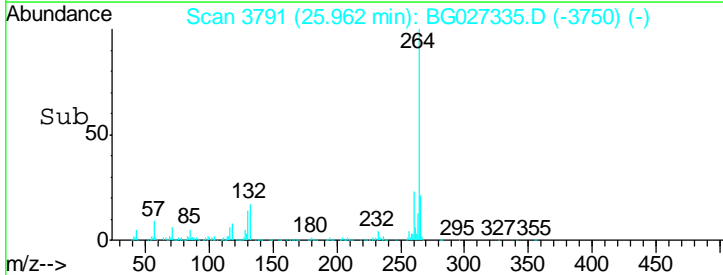
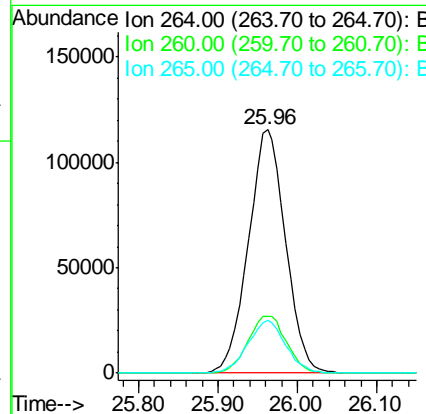
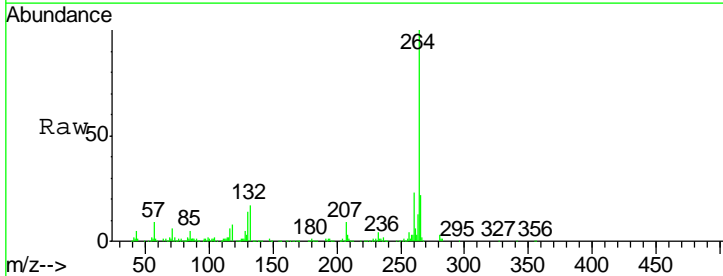
Instrument :
 BNA_G
 ClientSampled :
 SSTDCCC040

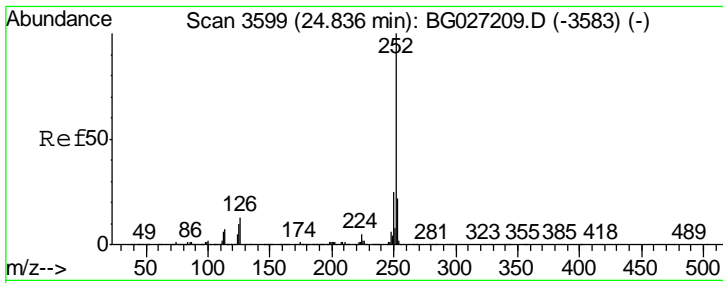
Tgt Ion	Resp	Lower	Upper
276	1129528		
138	16.8	4.7	7.1#
277	26.5	20.6	31.0



#86
 Perylene-d12
 Concen: 20.000 ng
 RT: 25.96 min Scan# 3791
 Delta R.T. -0.06 min
 Lab File: BG027335.D
 Acq: 9 Jun 2017 2:51

Tgt Ion	Resp	Lower	Upper
264	375865		
260	23.5	21.8	32.8
265	21.8	18.2	27.4



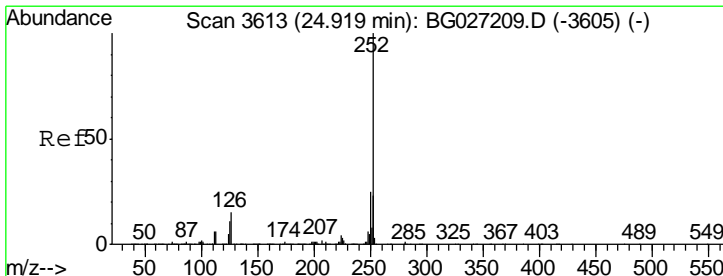
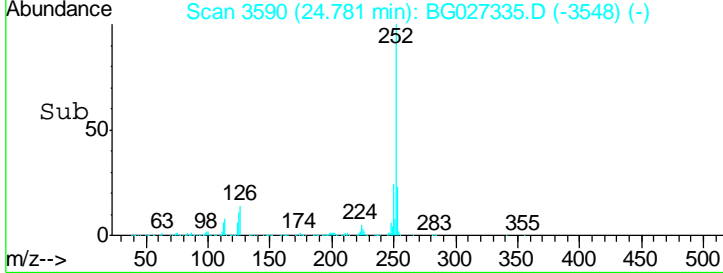
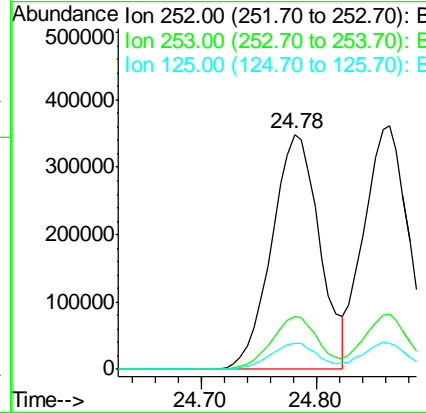
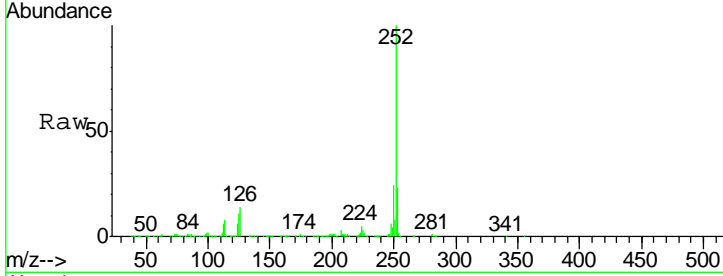


#87
 Benzo(b)fluoranthene
 Concen: 43.113 ng
 RT: 24.78 min Scan# 3590
 Delta R.T. -0.06 min
 Lab File: BG027335.D
 Acq: 9 Jun 2017 2:51

Instrument :
 BNA_G
 ClientSampled :
 SSTDCCC040

Tgt Ion: 252 Resp: 1005003

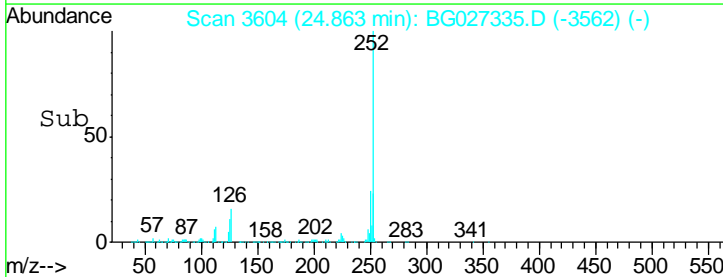
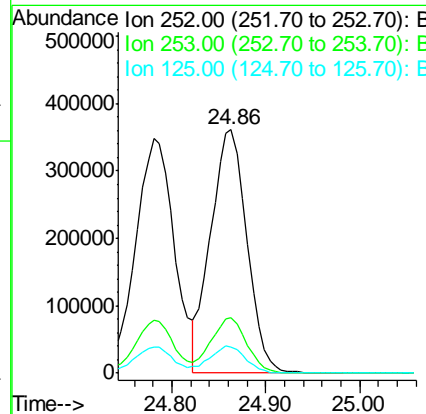
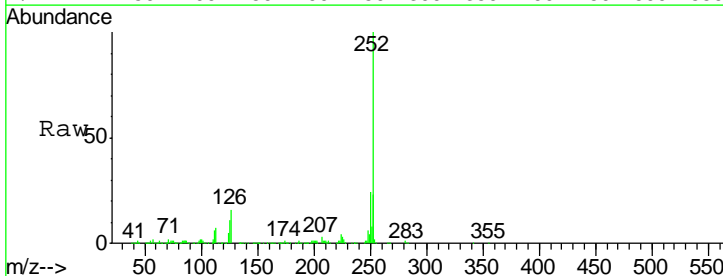
Ion	Ratio	Lower	Upper
252	100		
253	22.5	18.7	28.1
125	11.4	5.3	7.9#

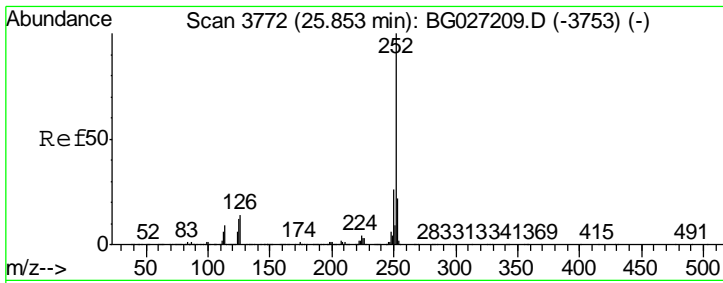


#88
 Benzo(k)fluoranthene
 Concen: 42.437 ng
 RT: 24.86 min Scan# 3604
 Delta R.T. -0.06 min
 Lab File: BG027335.D
 Acq: 9 Jun 2017 2:51

Tgt Ion: 252 Resp: 970481

Ion	Ratio	Lower	Upper
252	100		
253	22.8	20.2	30.2
125	10.6	5.1	7.7#

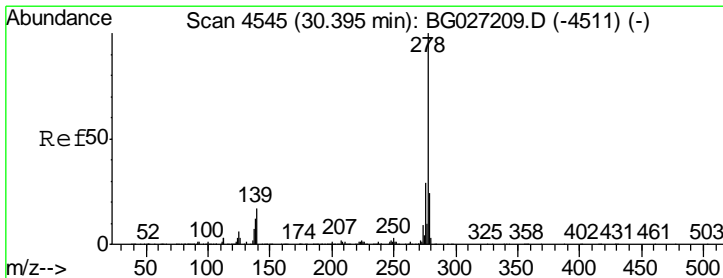
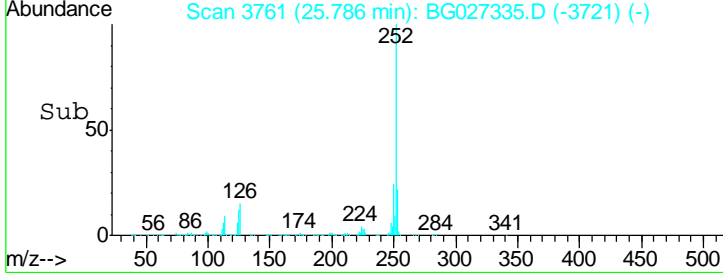
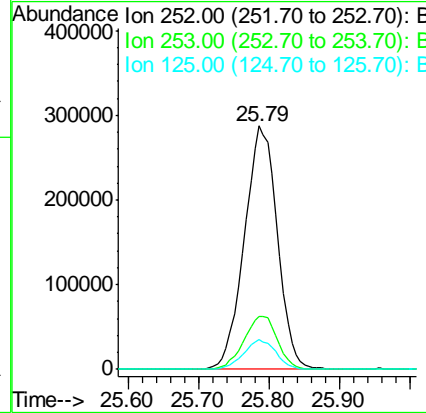
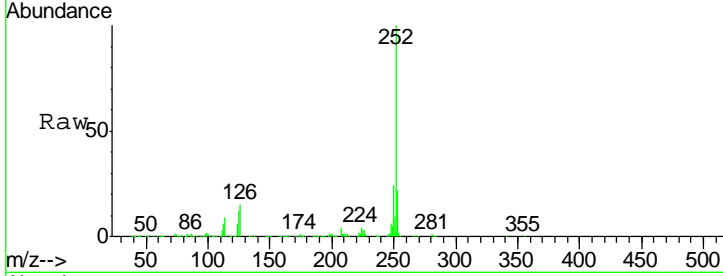




#89
 Benzo(a)pyrene
 Concen: 42.606 ng
 RT: 25.79 min Scan# 3761
 Delta R.T. -0.07 min
 Lab File: BG027335.D
 Acq: 9 Jun 2017 2:51

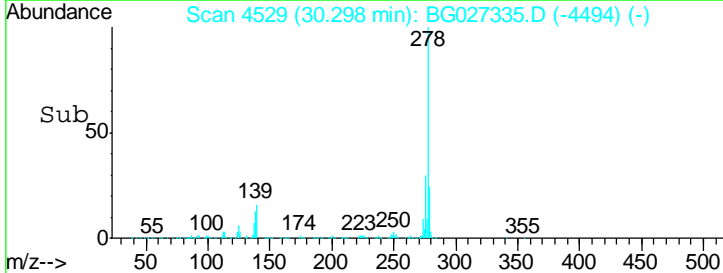
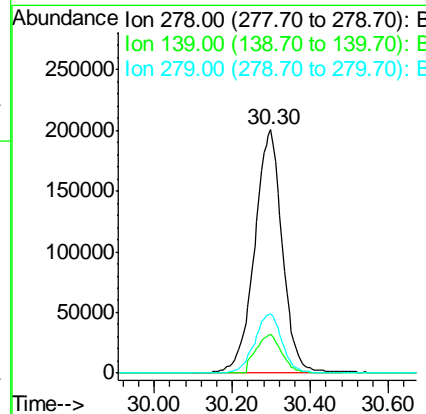
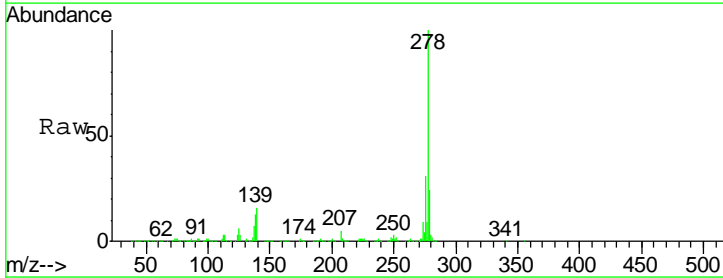
Instrument :
 BNA_G
 ClientSampleId :
 SSTDCCC040

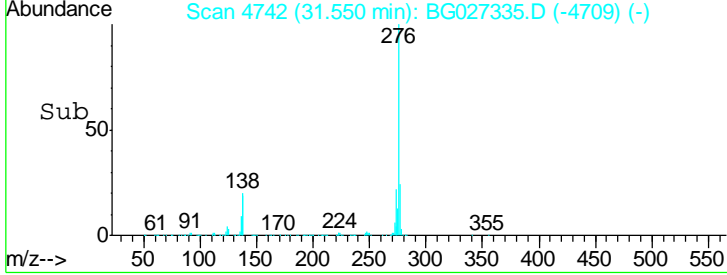
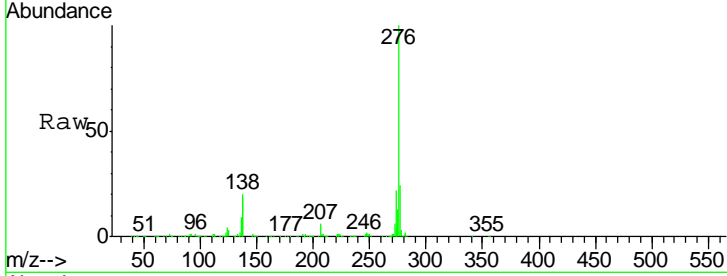
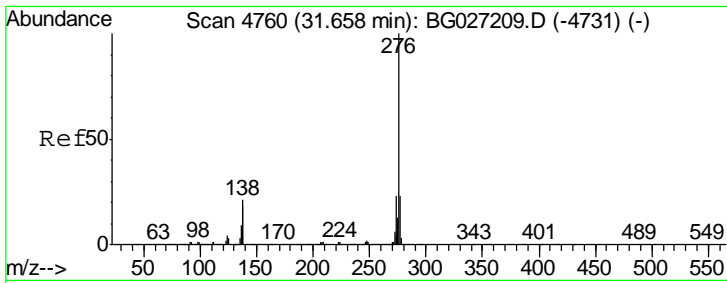
Tgt Ion	Resp	Lower	Upper
252	100		
253	21.9	19.2	28.8
125	12.0	5.4	8.0#



#90
 Dibenzo(a,h)anthracene
 Concen: 43.056 ng
 RT: 30.30 min Scan# 4529
 Delta R.T. -0.10 min
 Lab File: BG027335.D
 Acq: 9 Jun 2017 2:51

Tgt Ion	Resp	Lower	Upper
278	100		
139	15.9	7.7	11.5#
279	24.4	19.1	28.7





#91
 Benzo(g,h,i)perylene
 Concen: 42.440 ng
 RT: 31.55 min Scan# 4742
 Delta R.T. -0.11 min
 Lab File: BG027335.D
 Acq: 9 Jun 2017 2:51

Instrument :
 BNA_G
 ClientSampleId :
 SSTDCCC040

Tgt Ion: 276 Resp: 944143

Ion	Ratio	Lower	Upper
276	100		
277	23.6	18.6	27.8
138	20.4	8.1	12.1#

