

Data Path : Z:\HPCHEM1\BNA_G\DATA\BG061215\
 Data File : BG017681.D
 Acq On : 13 Jun 2015 19:25
 Operator : TP/IZ
 Sample : G2607-04
 Misc :
 ALS Vial : 39 Sample Multiplier: 1

Instrument :
 BNA_G
 ClientSampleId :
 SK-NYW-04(4AR-P-8)

Quant Time: Jun 15 05:55:50 2015
 Quant Method : Z:\HPCHEM1\BNA_G\METHODS\8270-BG061215.M
 Quant Title : ASP BNA STANDARDS FOR 5 POINT CALIBRATION
 QLast Update : Sat Jun 13 02:22:44 2015
 Response via : Initial Calibration

Internal Standards	R.T.	QIon	Response	Conc	Units	Dev(Min)
1) 1,4-Dichlorobenzene-d4	7.52	152	19795	20.00	ng	-0.01
21) Naphthalene-d8	10.32	136	70897	20.00	ng	0.00
38) Acenaphthene-d10	14.20	164	57066	20.00	ng	0.00
63) Phenanthrene-d10	16.96	188	162426	20.00	ng	0.00
75) Chrysene-d12	21.16	240	240682	20.00	ng	0.00
86) Perylene-d12	23.36	264	241196	20.00	ng	0.00
System Monitoring Compounds						
5) 2-Fluorophenol	5.12	112	137176	134.21	ng	0.00
7) Phenol-d6	6.73	99	170865	114.09	ng	0.00
23) Nitrobenzene-d5	8.69	82	154480	91.46	ng	0.00
41) 2,4,6-Tribromophenol	15.71	330	133058	135.08	ng	0.00
44) 2-Fluorobiphenyl	12.82	172	352924	85.54	ng	0.00
78) Terphenyl-d14	19.60	244	1027356	89.05	ng	0.00

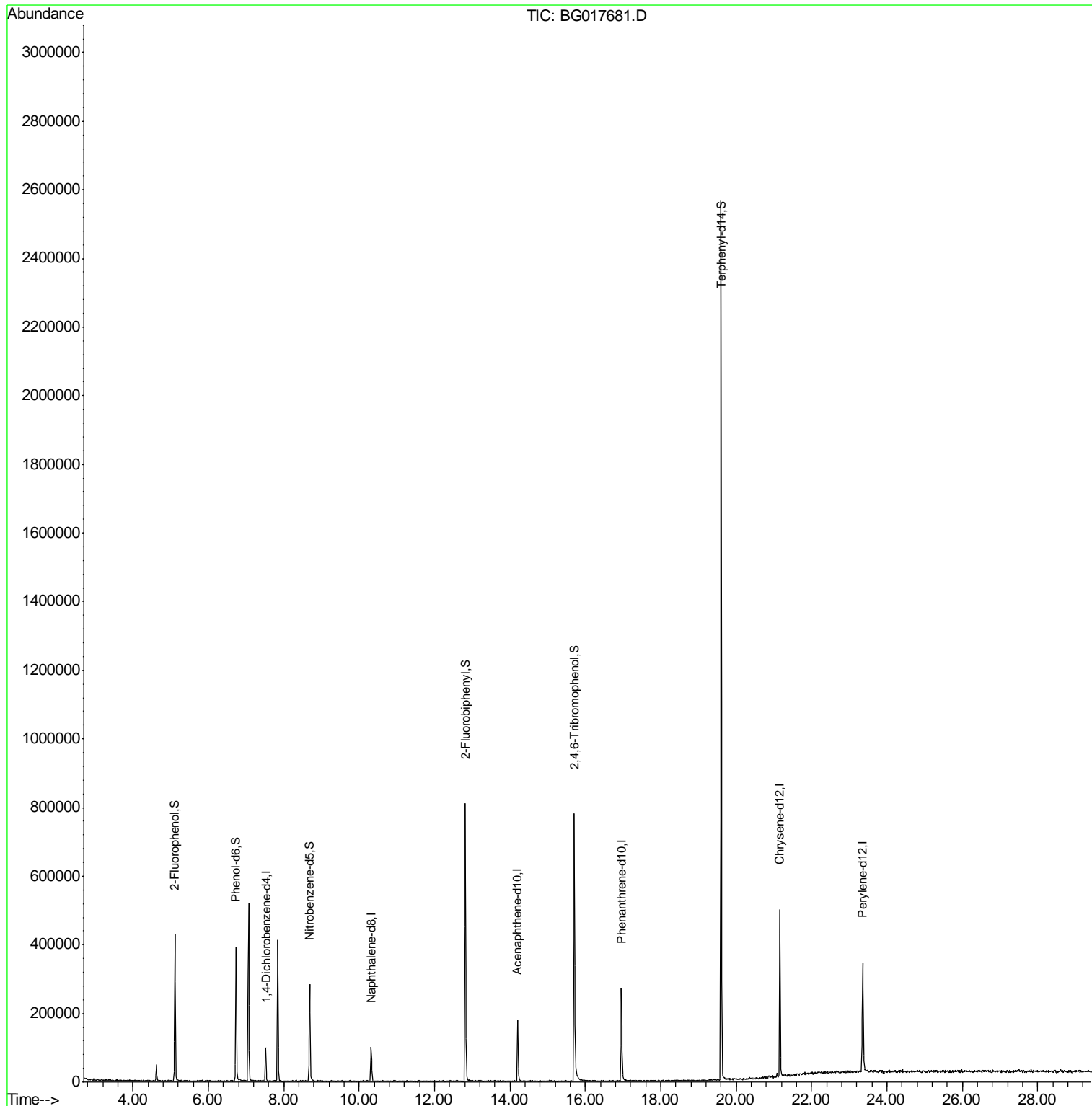
Target Compounds Qvalue

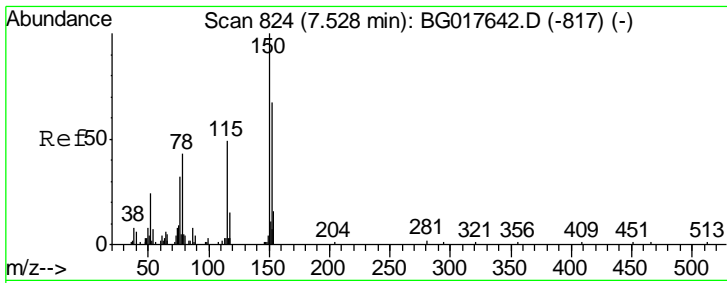
(#) = qualifier out of range (m) = manual integration (+) = signals summed

Data Path : Z:\HPCHEM1\BNA_G\DATA\BG061215\
Data File : BG017681.D
Acq On : 13 Jun 2015 19:25
Operator : TP/IZ
Sample : G2607-04
Misc :
ALS Vial : 39 Sample Multiplier: 1

Instrument :
BNA_G
ClientSampleId :
SK-NYW-04(4AR-P-8)

Quant Time: Jun 15 05:55:50 2015
Quant Method : Z:\HPCHEM1\BNA_G\METHODS\8270-BG061215.M
Quant Title : ASP BNA STANDARDS FOR 5 POINT CALIBRATION
QLast Update : Sat Jun 13 02:22:44 2015
Response via : Initial Calibration

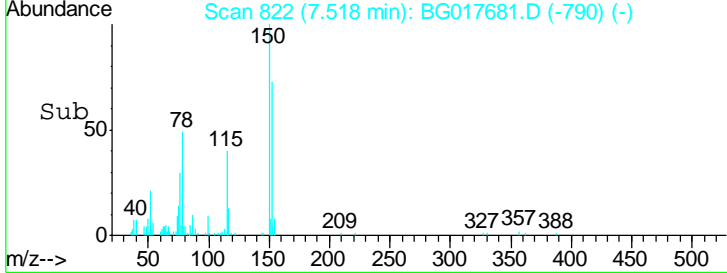
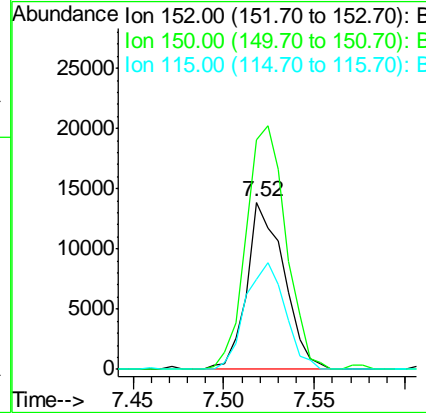
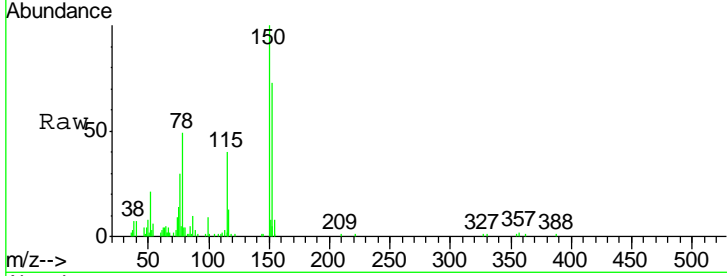




#1
 1,4-Dichlorobenzene-d4
 Concen: 20.00 ng
 RT: 7.52 min Scan# 822
 Delta R.T. -0.01 min
 Lab File: BG017681.D
 Acq: 13 Jun 2015 19:25

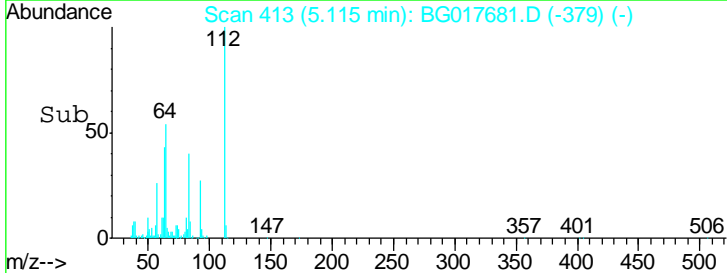
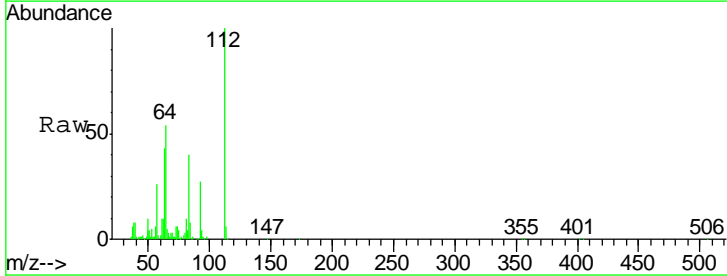
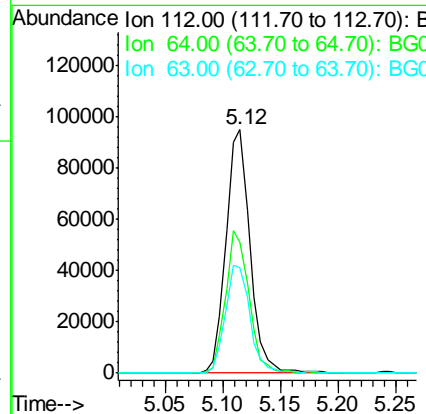
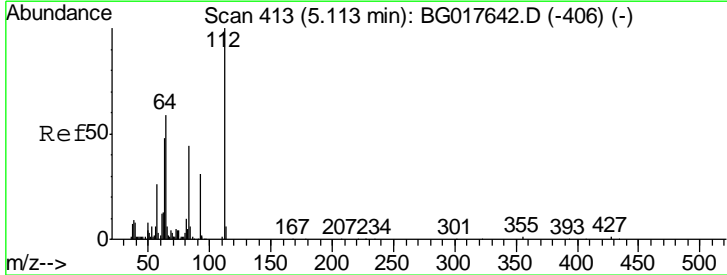
Instrument :
 BNA_G
ClientSampleId :
 SK-NYW-04(4AR-P-8)

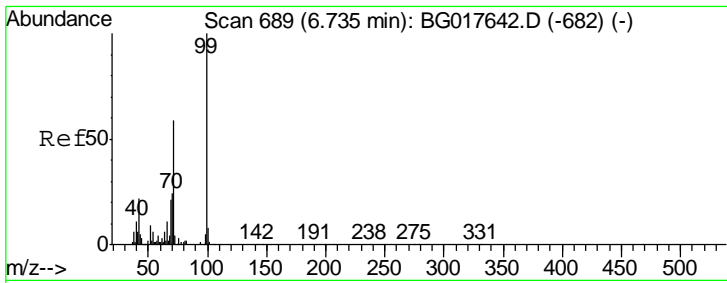
Tgt Ion	Resp	Lower	Upper
152	19795		
152	100		
150	136.9	119.4	179.0
115	54.1	58.2	87.2#



#5
 2-Fluorophenol
 Concen: 134.21 ng
 RT: 5.12 min Scan# 413
 Delta R.T. 0.00 min
 Lab File: BG017681.D
 Acq: 13 Jun 2015 19:25

Tgt Ion	Resp	Lower	Upper
112	137176		
112	100		
64	53.7	47.0	70.6
63	43.4	38.6	58.0

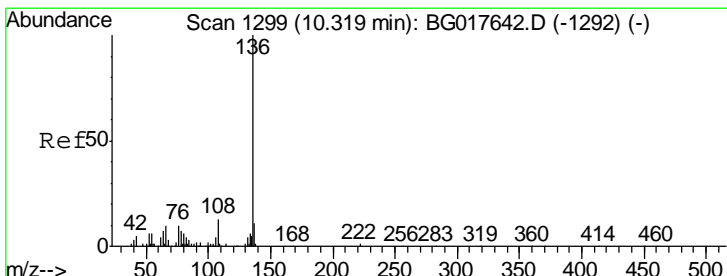
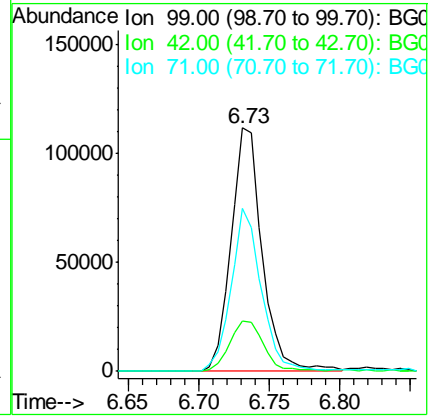
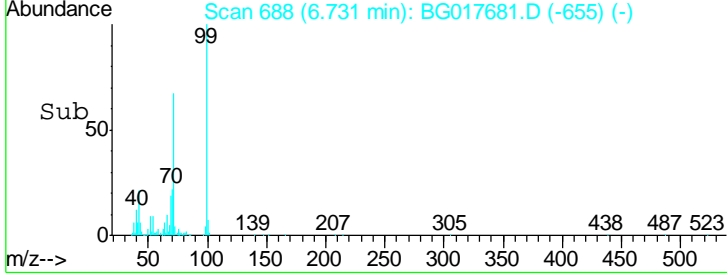
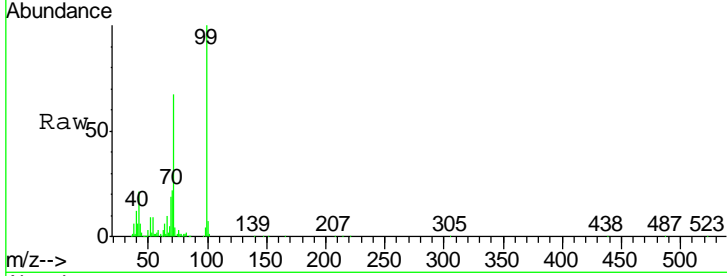




#7
 Phenol-d6
 Concen: 114.09 ng
 RT: 6.73 min Scan# 688
 Delta R.T. -0.00 min
 Lab File: BG017681.D
 Acq: 13 Jun 2015 19:25

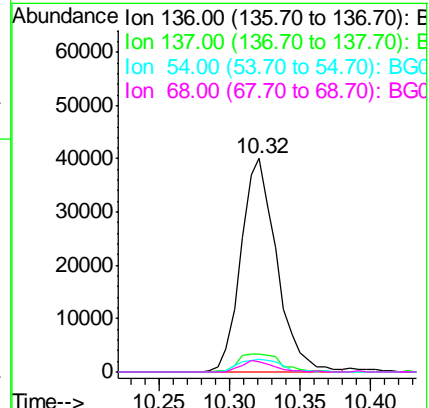
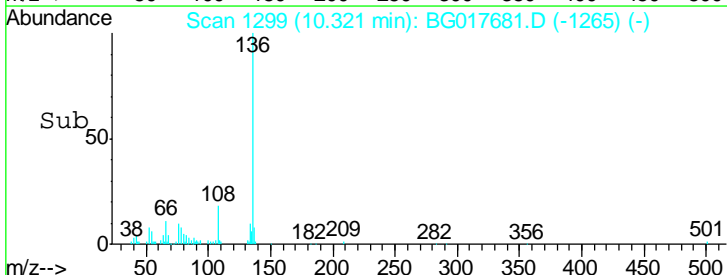
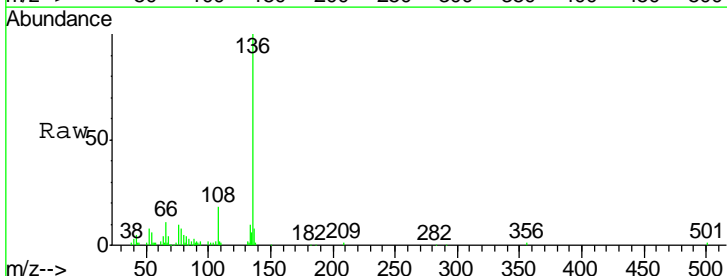
Instrument :
 BNA_G
ClientSampleId :
 SK-NYW-04(4AR-P-8)

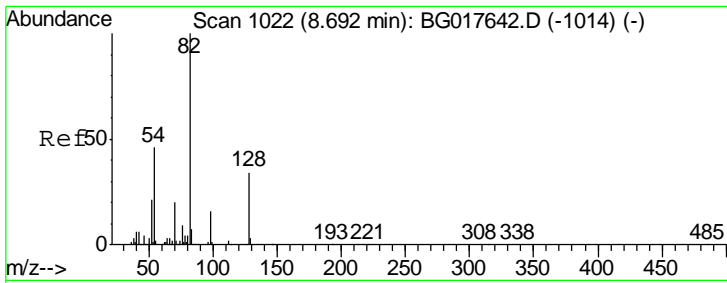
Tgt Ion	Resp	Lower	Upper
99	170865		
42	20.6	17.4	26.2
71	66.7	47.4	71.0



#21
 Naphthalene-d8
 Concen: 20.00 ng
 RT: 10.32 min Scan# 1299
 Delta R.T. 0.00 min
 Lab File: BG017681.D
 Acq: 13 Jun 2015 19:25

Tgt Ion	Resp	Lower	Upper
136	70897		
137	8.5	8.7	13.1#
54	5.9	4.7	7.1
68	4.9	2.4	3.6#

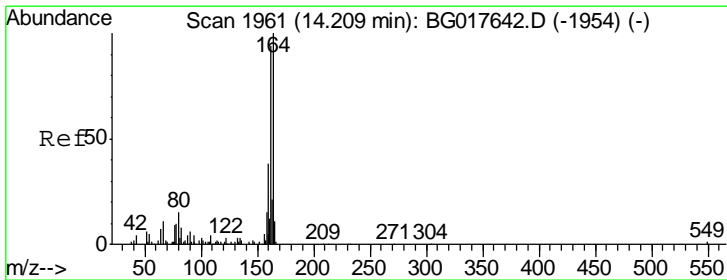
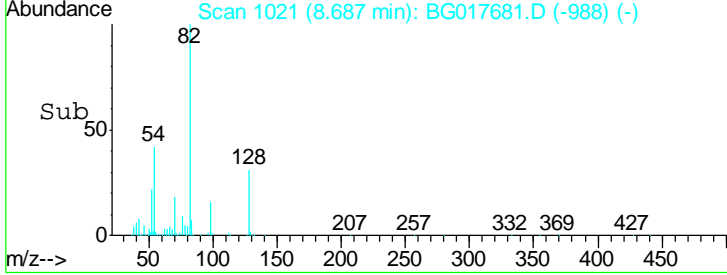
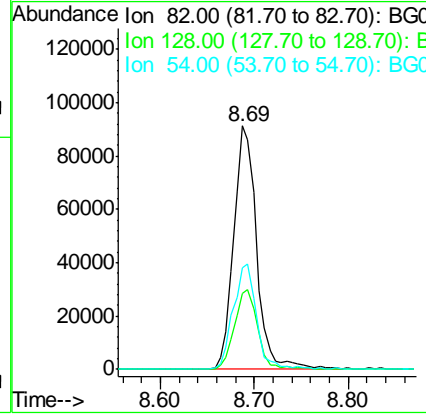
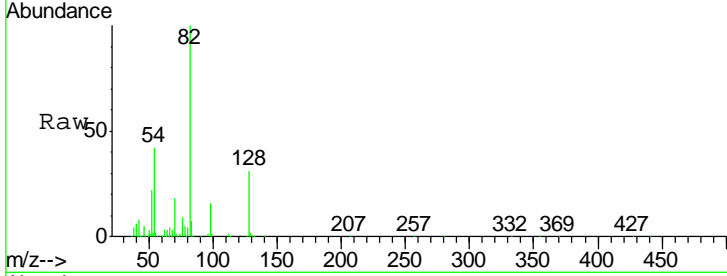




#23
 Nitrobenzene-d5
 Concen: 91.46 ng
 RT: 8.69 min Scan# 1021
 Delta R.T. -0.00 min
 Lab File: BG017681.D
 Acq: 13 Jun 2015 19:25

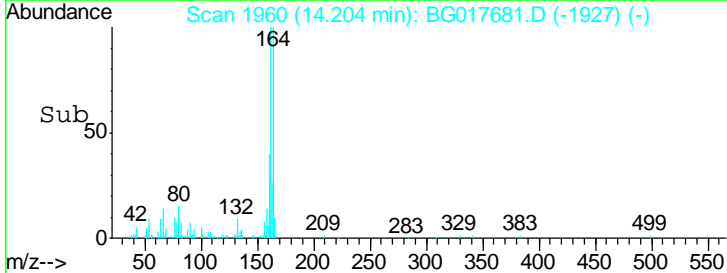
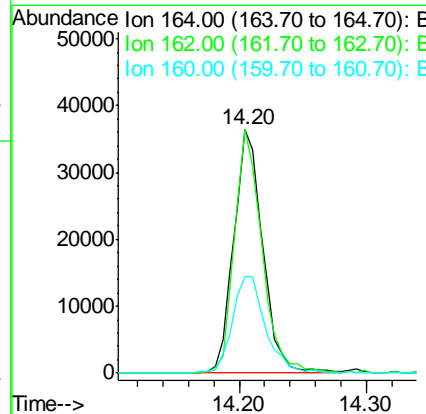
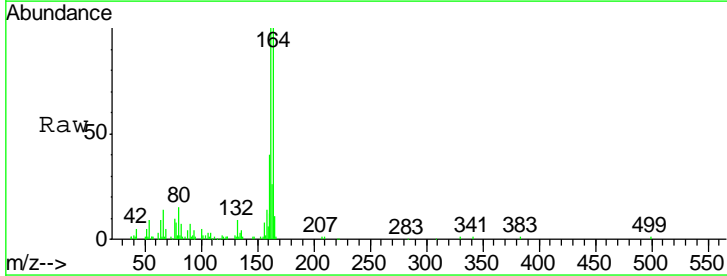
Instrument :
 BNA_G
ClientSampleId :
 SK-NYW-04(4AR-P-8)

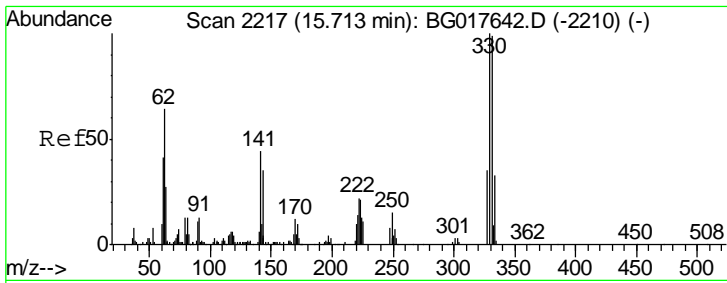
Tgt Ion	Resp	Lower	Upper
82	154480		
128	31.1	27.3	40.9
54	41.7	37.0	55.4



#38
 Acenaphthene-d10
 Concen: 20.00 ng
 RT: 14.20 min Scan# 1960
 Delta R.T. -0.00 min
 Lab File: BG017681.D
 Acq: 13 Jun 2015 19:25

Tgt Ion	Resp	Lower	Upper
164	57066		
162	100.0	75.0	112.4
160	39.6	30.3	45.5

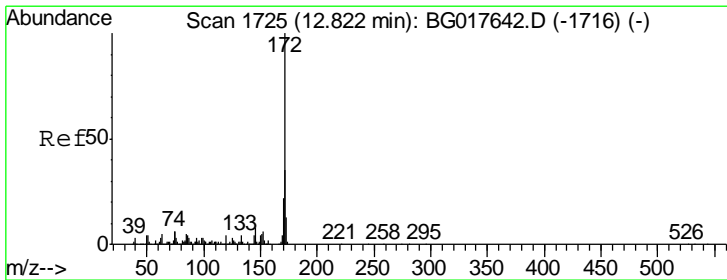
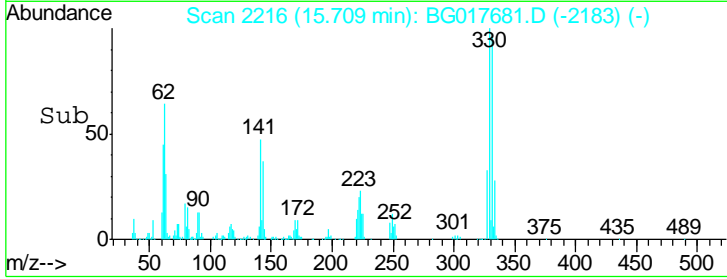
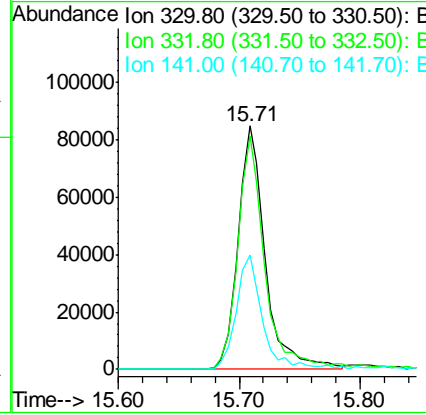
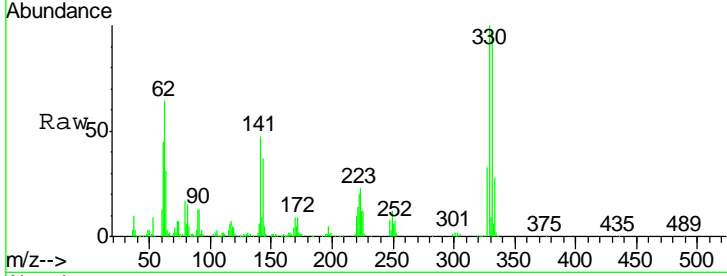




#41
 2,4,6-Tribromophenol
 Concen: 135.08 ng
 RT: 15.71 min Scan# 2216
 Delta R.T. -0.00 min
 Lab File: BG017681.D
 Acq: 13 Jun 2015 19:25

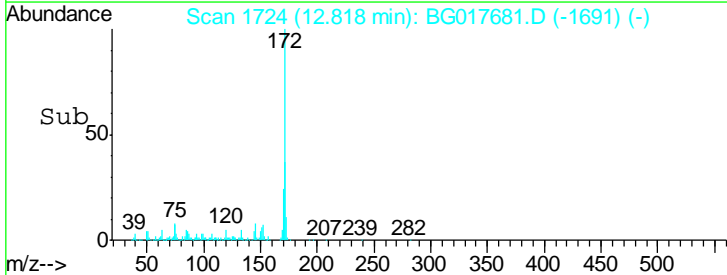
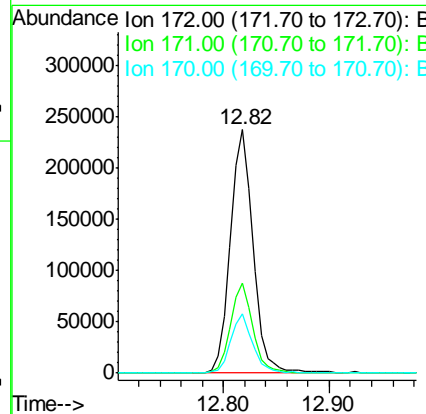
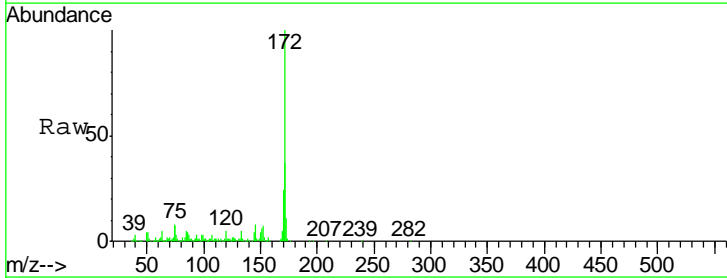
Instrument :
 BNA_G
 ClientSampleId :
 SK-NYW-04(4AR-P-8)

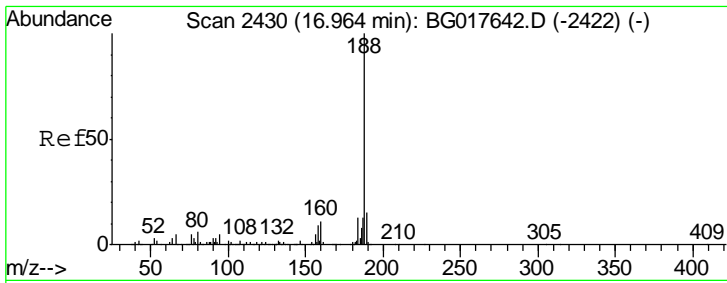
Tgt Ion	Resp	Lower	Upper
330	100		
332	95.1	76.6	114.8
141	45.6	34.6	51.8



#44
 2-Fluorobiphenyl
 Concen: 85.54 ng
 RT: 12.82 min Scan# 1724
 Delta R.T. -0.00 min
 Lab File: BG017681.D
 Acq: 13 Jun 2015 19:25

Tgt Ion	Resp	Lower	Upper
172	100		
171	37.1	28.2	42.2
170	24.5	17.4	26.2

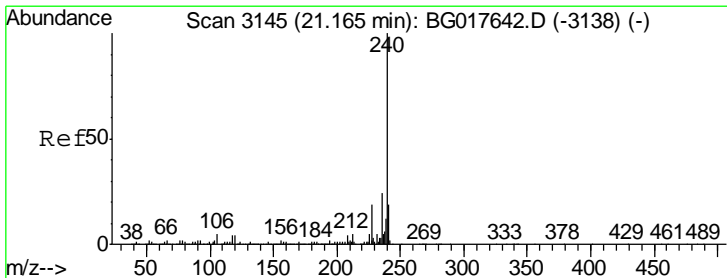
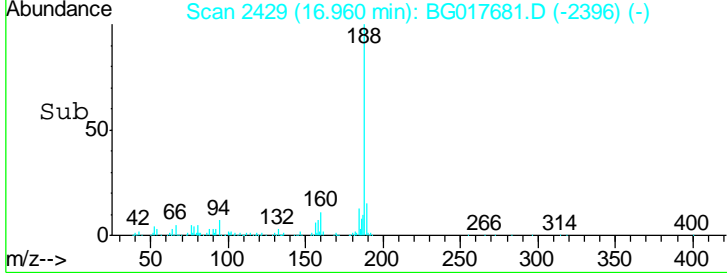
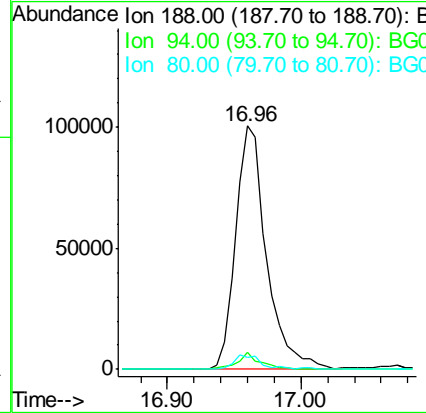
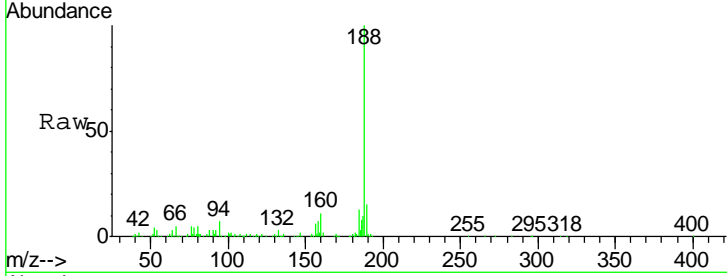




#63
 Phenanthrene-d10
 Concen: 20.00 ng
 RT: 16.96 min Scan# 2429
 Delta R.T. -0.00 min
 Lab File: BG017681.D
 Acq: 13 Jun 2015 19:25

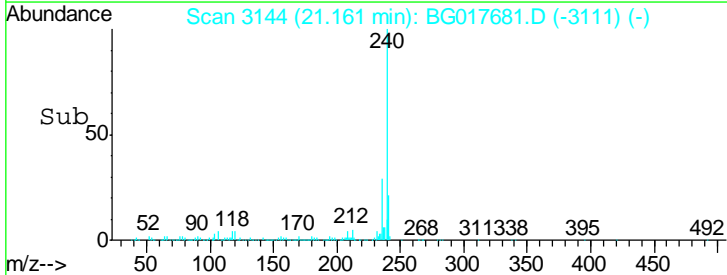
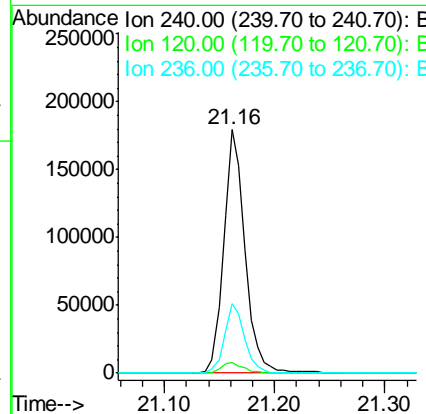
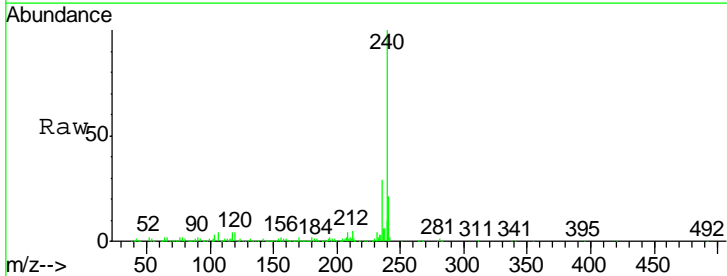
Instrument :
 BNA_G
 ClientSampled :
 SK-NYW-04(4AR-P-8)

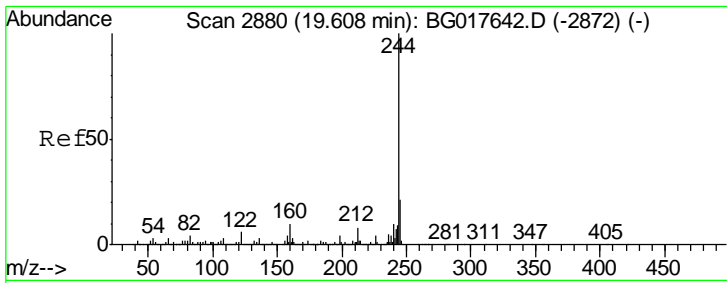
Tgt Ion	Resp	Lower	Upper
188	100		
94	7.1	3.9	5.9#
80	5.4	5.0	7.6



#75
 Chrysene-d12
 Concen: 20.00 ng
 RT: 21.16 min Scan# 3144
 Delta R.T. -0.00 min
 Lab File: BG017681.D
 Acq: 13 Jun 2015 19:25

Tgt Ion	Resp	Lower	Upper
240	100		
120	4.4	3.5	5.3
236	28.7	19.5	29.3

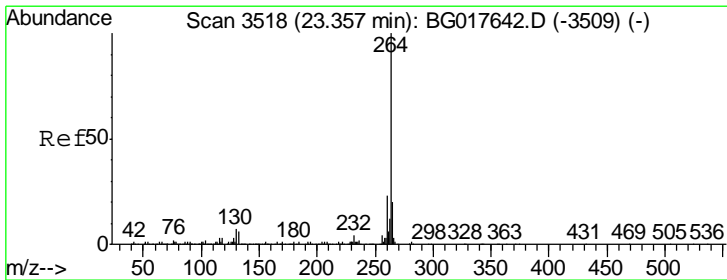
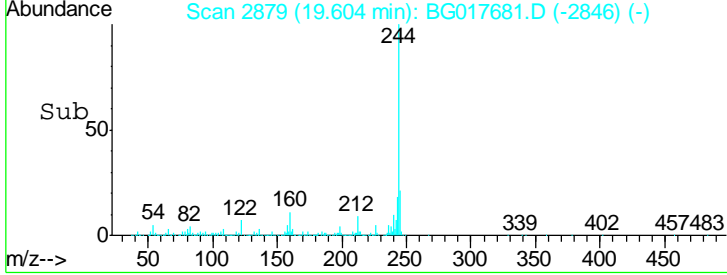
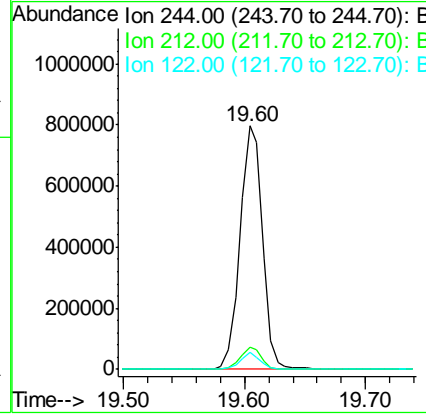
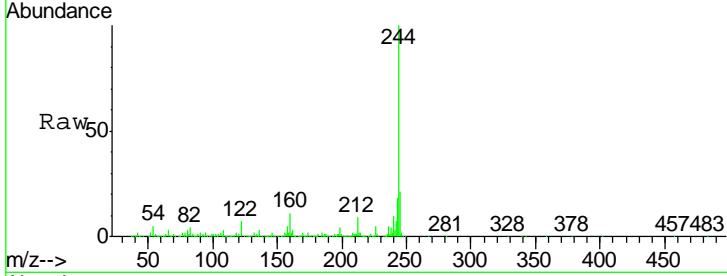




#78
 Terphenyl-d14
 Concen: 89.05 ng
 RT: 19.60 min Scan# 2879
 Delta R.T. -0.00 min
 Lab File: BG017681.D
 Acq: 13 Jun 2015 19:25

Instrument :
 BNA_G
ClientSampleId :
 SK-NYW-04(4AR-P-8)

Tgt Ion	Ratio	Lower	Upper
244	100		
212	9.1	6.3	9.5
122	6.8	4.6	6.8



#86
 Perylene-d12
 Concen: 20.00 ng
 RT: 23.36 min Scan# 3519
 Delta R.T. 0.01 min
 Lab File: BG017681.D
 Acq: 13 Jun 2015 19:25

Tgt Ion	Ratio	Lower	Upper
264	100		
260	21.0	18.3	27.5
265	22.8	16.2	24.2

