

Data Path : Z:\svoasrv\HPCHEM1\BNA_N\Data\BN070124\
 Data File : BN032368.D
 Acq On : 01 Jul 2024 18:55
 Operator : MA/JU
 Sample : P2934-05
 Misc :
 ALS Vial : 13 Sample Multiplier: 1

Instrument :
 BNA_G
 ClientSampleId :

Quant Time: Jul 01 23:45:12 2024
 Quant Method : Z:\svoasrv\HPCHEM1\BNA_N\Methods\SFAM-EPA-SIM-BN062724.M
 Quant Title : ASP BNA STANDARDS FOR 5 POINT CALIBRATION
 QLast Update : Thu Jun 27 13:23:38 2024
 Response via : Initial Calibration

Compound	R.T.	QIon	Response	Conc	Units	Dev(Min)

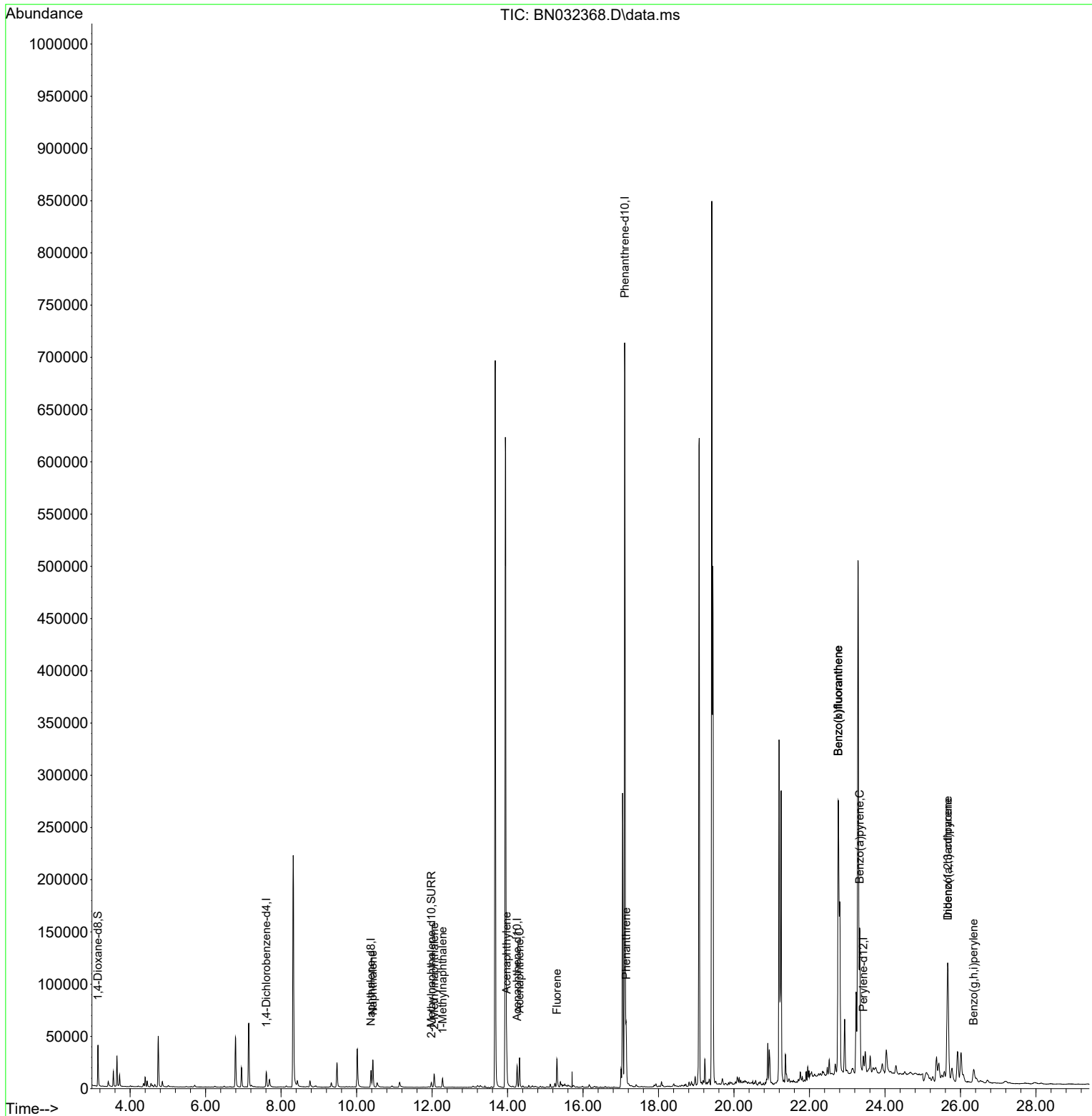
Internal Standards						
1) 1,4-Dichlorobenzene-d4	7.607	152	7992	0.400	ng/ul	-0.01
4) Naphthalene-d8	10.382	136	22769	0.400	ng/ul	-0.02
9) Acenaphthene-d10	14.253	164	11621	0.400	ng/ul	-0.01
13) Phenanthrene-d10	17.105	188	825975	0.400	ng/ul	0.08
17) Chrysene-d12	0.000	240	0	0.000	ng/ul	-21.23
23) Perylene-d12	23.427	264	21612	0.400	ng/ul	-0.03
System Monitoring Compounds						
3) 1,4-Dioxane-d8	3.148	96	26430	2.975	ng/ul	0.00
6) 2-Methylnaphthalene-d10	11.982	152	6891	0.202	ng/ul	-0.02
18) Fluoranthene-d10	19.045	212	11263	0.000	ng/ul	-0.01
Target Compounds						
						Qvalue
5) Naphthalene	10.431	128	37008	0.614	ng/ul	100
7) 2-Methylnaphthalene	12.059	142	10593	0.265	ng/ul	98
8) 1-Methylnaphthalene	12.279	142	6531	0.158	ng/ul	99
10) Acenaphthylene	13.976	152	42937	0.888	ng/ul	100
11) Acenaphthene	14.318	153	16471	0.439	ng/ul	99
12) Fluorene	15.308	166	19203	0.430	ng/ul	99
15) Phenanthrene	17.143	178	60529	0.027	ng/ul	98
24) Benzo(b)fluoranthene	22.763	252	561994	5.985	ng/ul	95
25) Benzo(k)fluoranthene	22.763	252	450529	4.938	ng/ul#	94
26) Benzo(a)pyrene	23.330	252	188082	2.879	ng/ul#	90
27) Indeno(1,2,3-cd)pyrene	25.663	276	175780	1.718	ng/ul#	97
28) Dibenzo(a,h)anthracene	25.666	278	54643	0.719	ng/ul#	89
29) Benzo(g,h,i)perylene	26.351	276	27396	0.336	ng/ul#	87

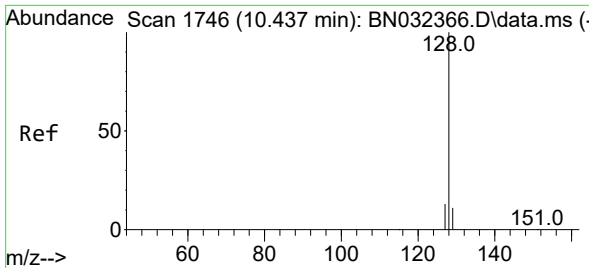
(#) = qualifier out of range (m) = manual integration (+) = signals summed

Data Path : Z:\svoasrv\HPCHEM1\BNA_N\Data\BN070124\
 Data File : BN032368.D
 Acq On : 01 Jul 2024 18:55
 Operator : MA/JU
 Sample : P2934-05
 Misc :
 ALS Vial : 13 Sample Multiplier: 1

Instrument :
 BNA_G
 ClientSampleId :

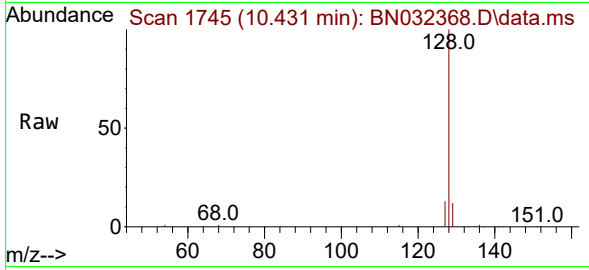
Quant Time: Jul 01 23:45:12 2024
 Quant Method : Z:\svoasrv\HPCHEM1\BNA_N\Methods\SFAM-EPA-SIM-BN062724.M
 Quant Title : ASP BNA STANDARDS FOR 5 POINT CALIBRATION
 QLast Update : Thu Jun 27 13:23:38 2024
 Response via : Initial Calibration



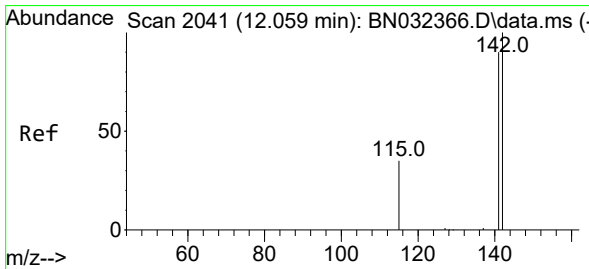
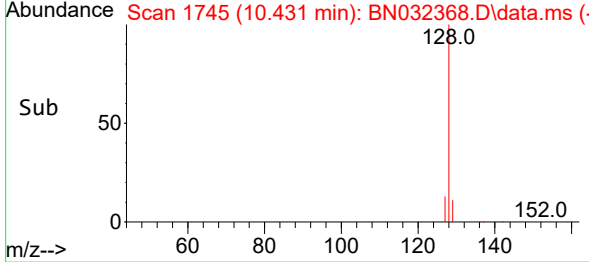
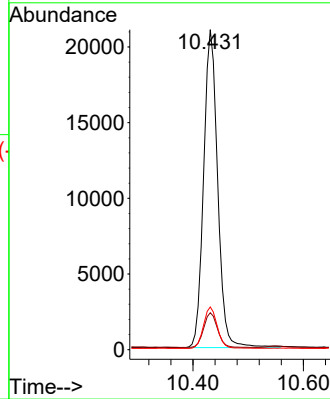


#5
 Naphthalene
 Concen: 0.614 ng/uI
 RT: 10.431 min Scan# 1745
 Delta R.T. -0.017 min
 Lab File: BN032368.D
 Acq: 01 Jul 2024 18:55

Instrument :
 BNA_G
 ClientSampleId :

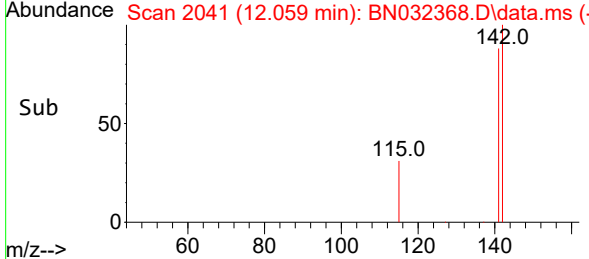
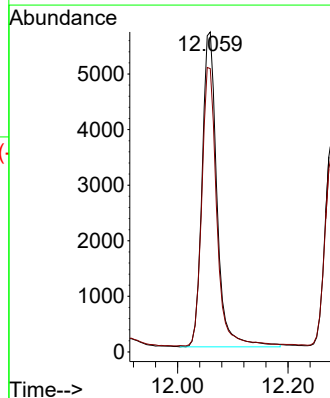
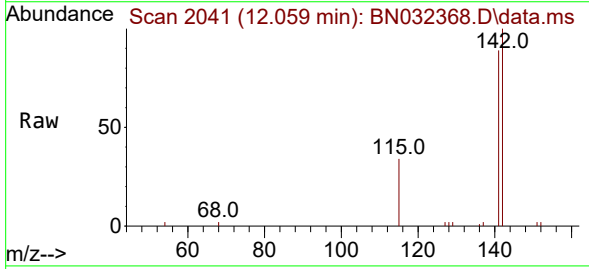


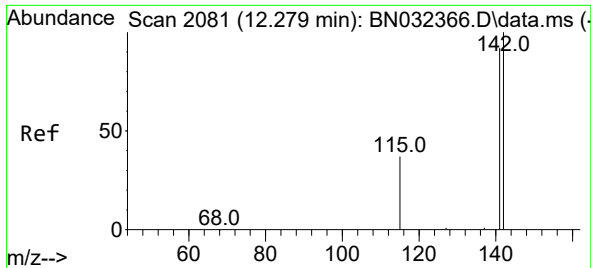
Tgt Ion:128 Resp: 37008
 Ion Ratio Lower Upper
 128 100
 129 11.6 9.2 13.8
 127 13.4 10.8 16.2



#7
 2-Methylnaphthalene
 Concen: 0.265 ng/uI
 RT: 12.059 min Scan# 2041
 Delta R.T. -0.017 min
 Lab File: BN032368.D
 Acq: 01 Jul 2024 18:55

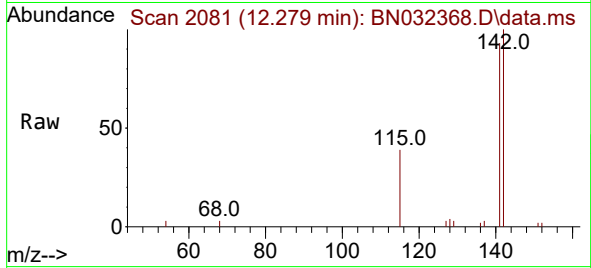
Tgt Ion:142 Resp: 10593
 Ion Ratio Lower Upper
 142 100
 141 88.5 72.2 108.2



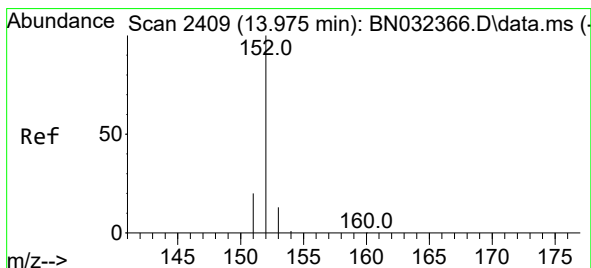
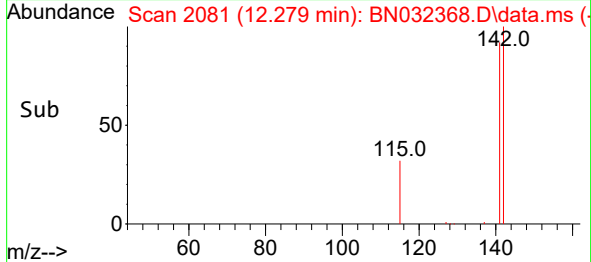
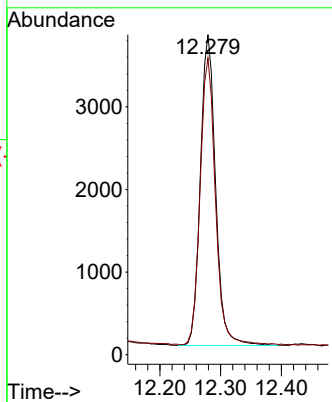


#8
 1-Methylnaphthalene
 Concen: 0.158 ng/ul
 RT: 12.279 min Scan# 2081
 Delta R.T. -0.017 min
 Lab File: BN032368.D
 Acq: 01 Jul 2024 18:55

Instrument :
 BNA_G
 ClientSampleId :

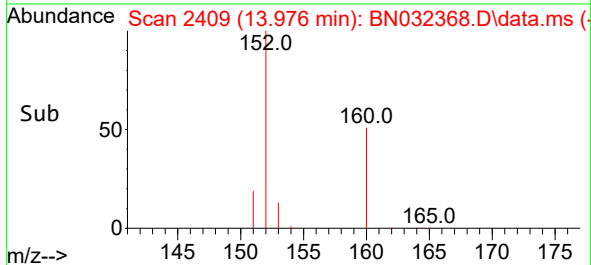
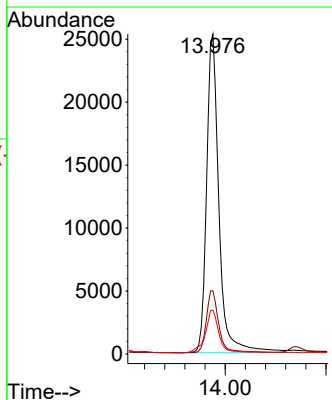
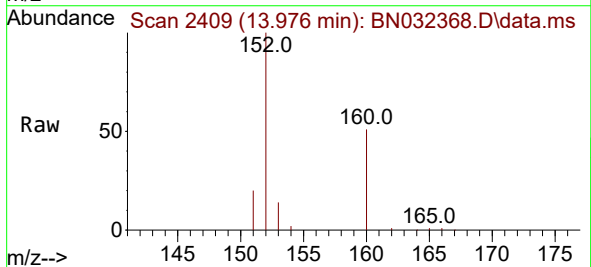


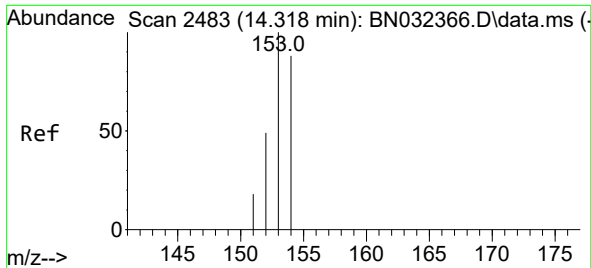
Tgt Ion:142 Resp: 6531
 Ion Ratio Lower Upper
 142 100
 141 93.0 73.4 110.0



#10
 Acenaphthylene
 Concen: 0.888 ng/ul
 RT: 13.976 min Scan# 2409
 Delta R.T. -0.014 min
 Lab File: BN032368.D
 Acq: 01 Jul 2024 18:55

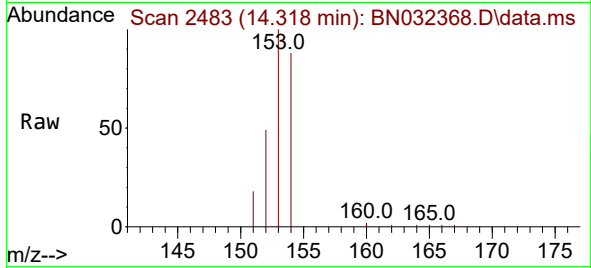
Tgt Ion:152 Resp: 42937
 Ion Ratio Lower Upper
 152 100
 151 19.7 15.7 23.5
 153 13.7 10.9 16.3





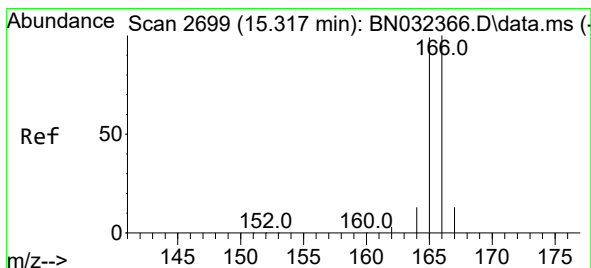
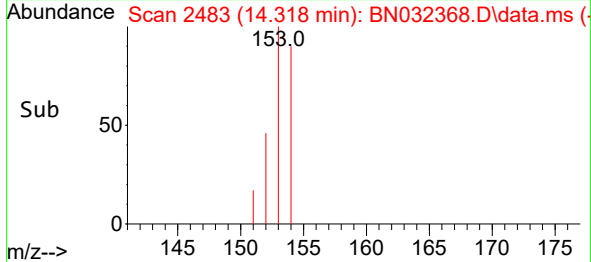
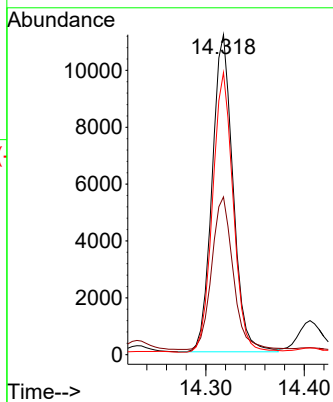
#11
 Acenaphthene
 Concen: 0.439 ng/u1
 RT: 14.318 min Scan# 24
 Delta R.T. -0.014 min
 Lab File: BN032368.D
 Acq: 01 Jul 2024 18:55

Instrument :
 BNA_G
 ClientSampleId :



Tgt Ion:153 Resp: 16471

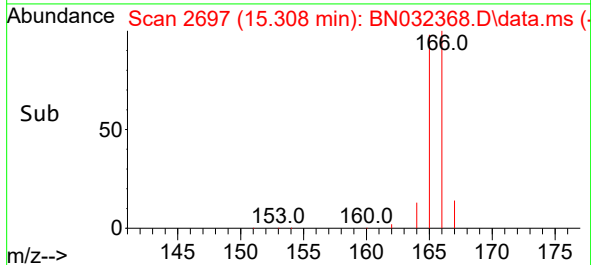
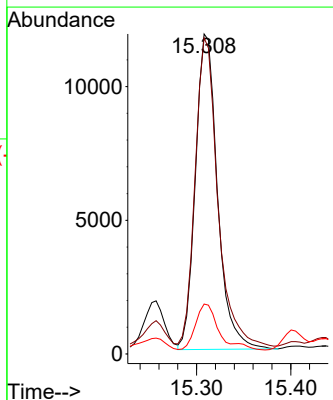
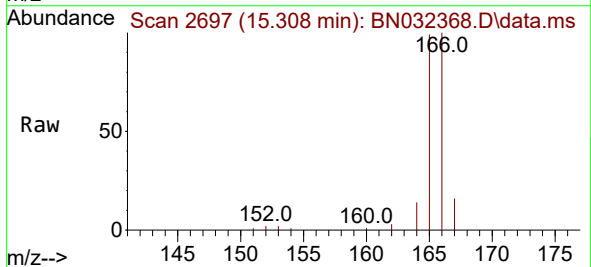
Ion	Ratio	Lower	Upper
153	100		
152	49.3	39.5	59.3
154	88.2	71.7	107.5

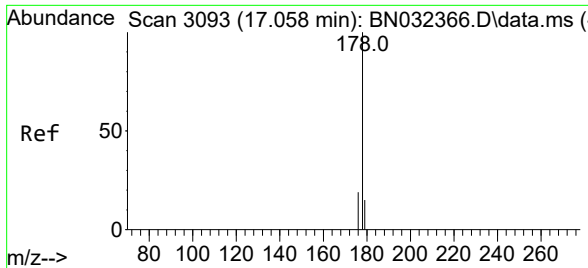


#12
 Fluorene
 Concen: 0.430 ng/u1
 RT: 15.308 min Scan# 2697
 Delta R.T. -0.019 min
 Lab File: BN032368.D
 Acq: 01 Jul 2024 18:55

Tgt Ion:166 Resp: 19203

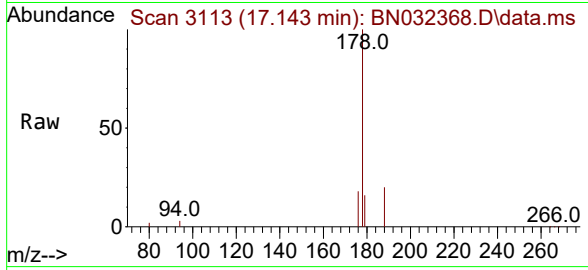
Ion	Ratio	Lower	Upper
166	100		
165	98.8	79.0	118.6
167	15.6	11.0	16.6





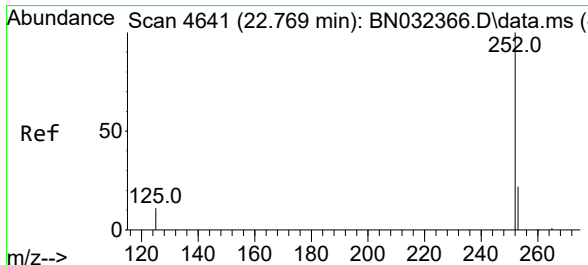
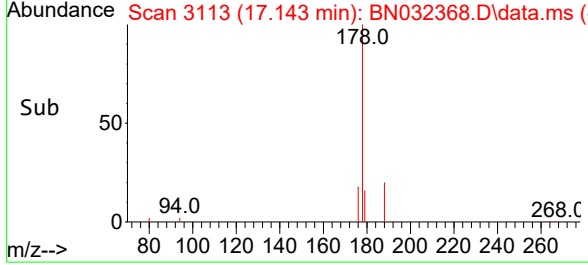
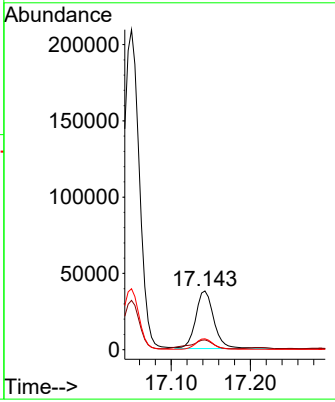
#15
 Phenanthrene
 Concen: 0.027 ng/u1
 RT: 17.143 min Scan# 3113
 Delta R.T. 0.076 min
 Lab File: BN032368.D
 Acq: 01 Jul 2024 18:55

Instrument : BNA_G
 ClientSampleId :



Tgt Ion:178 Resp: 60529

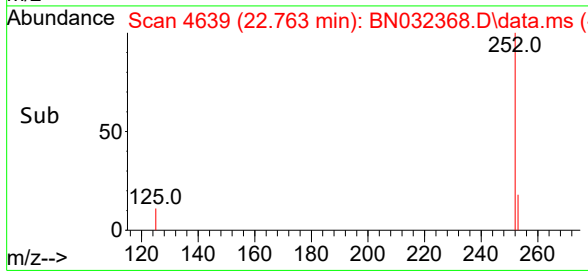
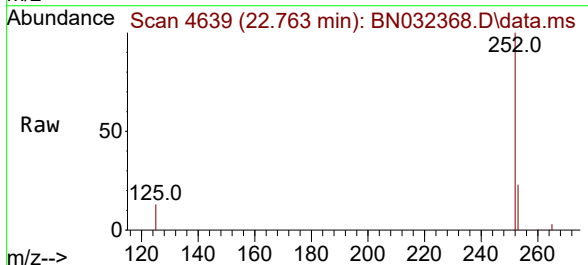
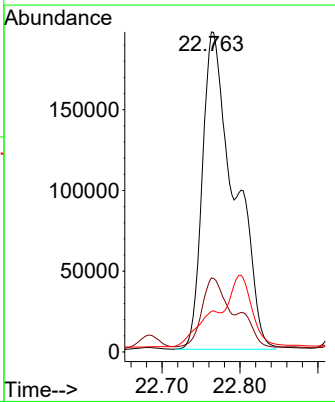
Ion	Ratio	Lower	Upper
178	100		
179	16.5	12.6	18.8
176	18.5	15.6	23.4

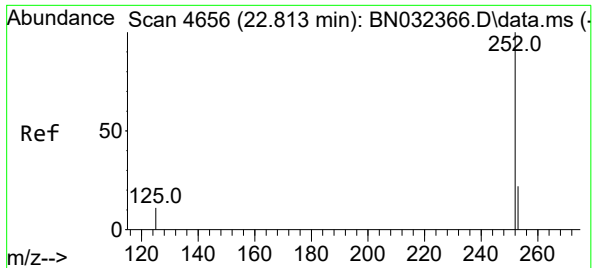


#24
 Benzo(b)fluoranthene
 Concen: 5.985 ng/u1
 RT: 22.763 min Scan# 4639
 Delta R.T. -0.021 min
 Lab File: BN032368.D
 Acq: 01 Jul 2024 18:55

Tgt Ion:252 Resp: 561994

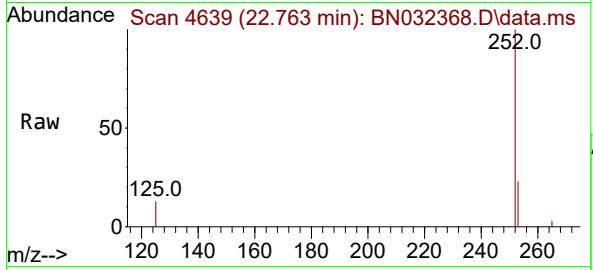
Ion	Ratio	Lower	Upper
252	100		
253	23.2	0.0	50.2
125	12.7	0.0	32.0



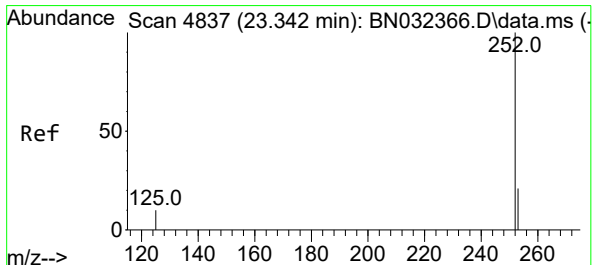
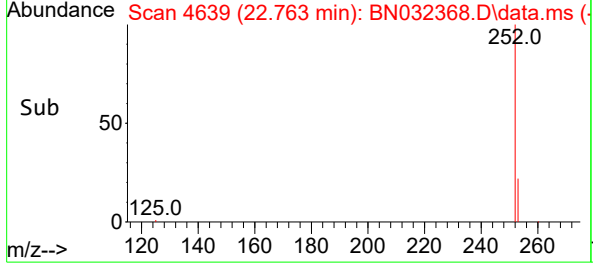
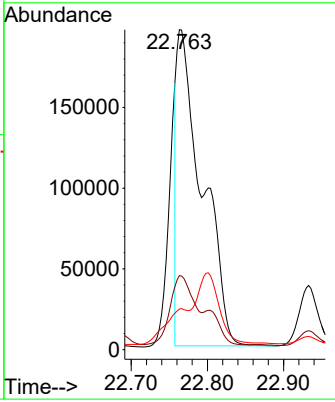


#25
 Benzo(k)fluoranthene
 Concen: 4.938 ng/u1
 RT: 22.763 min Scan# 4639
 Delta R.T. -0.064 min
 Lab File: BN032368.D
 Acq: 01 Jul 2024 18:55

Instrument : BNA_G
 ClientSampleId :

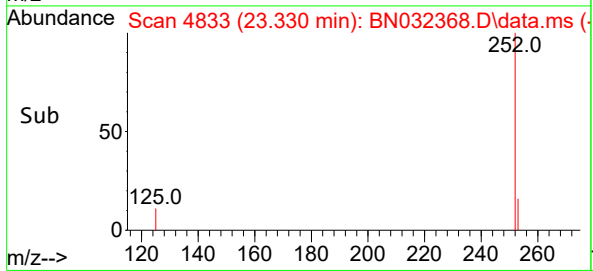
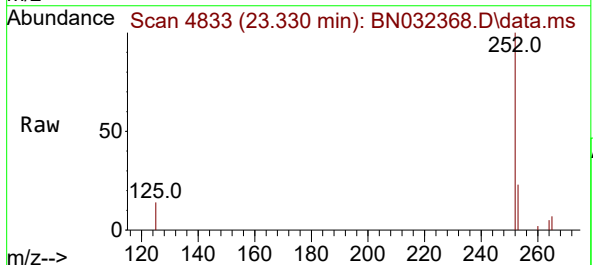
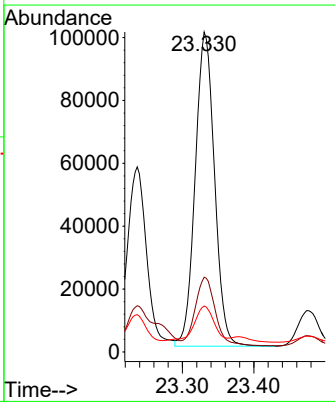


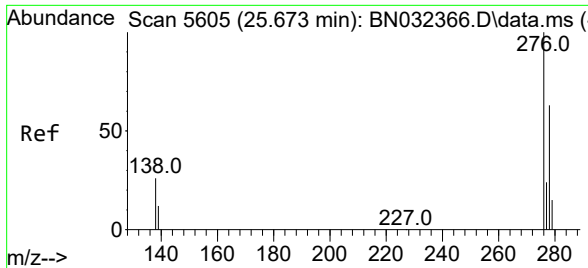
Tgt Ion:252 Resp: 450529
 Ion Ratio Lower Upper
 252 100
 253 23.2 20.3 30.5
 125 12.7 12.8 19.2#



#26
 Benzo(a)pyrene
 Concen: 2.879 ng/u1
 RT: 23.330 min Scan# 4833
 Delta R.T. -0.029 min
 Lab File: BN032368.D
 Acq: 01 Jul 2024 18:55

Tgt Ion:252 Resp: 188082
 Ion Ratio Lower Upper
 252 100
 253 23.3 22.2 33.2
 125 14.3 16.4 24.6#



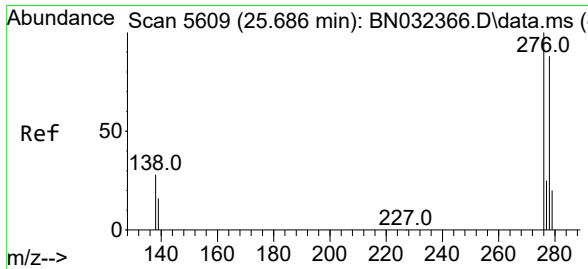
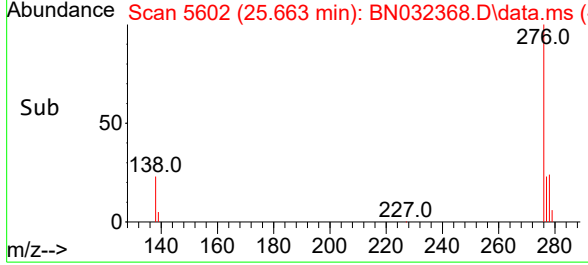
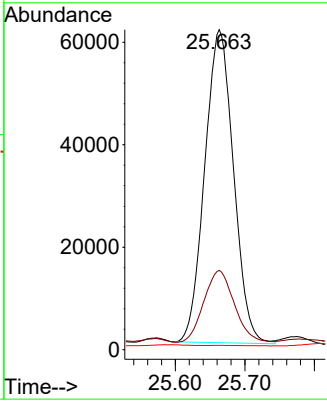
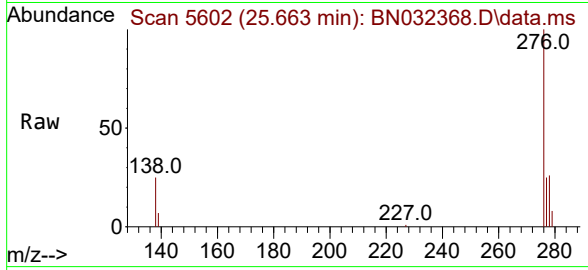


#27
 Indeno(1,2,3-cd)pyrene
 Concen: 1.718 ng/ul
 RT: 25.663 min Scan# 5602
 Delta R.T. -0.037 min
 Lab File: BN032368.D
 Acq: 01 Jul 2024 18:55

Instrument : BNA_G
 ClientSampleId :

Tgt Ion: 276 Resp: 175780

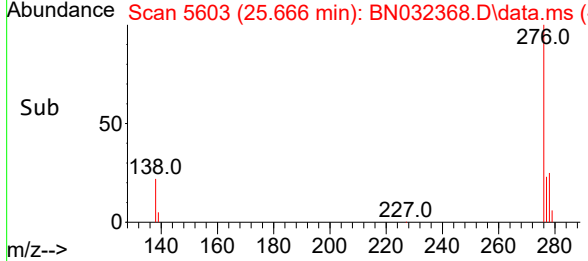
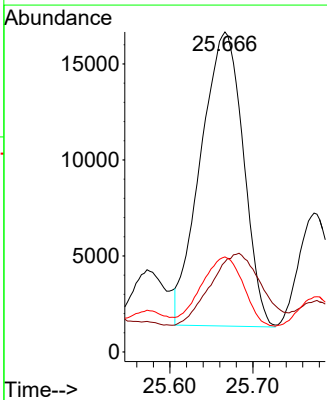
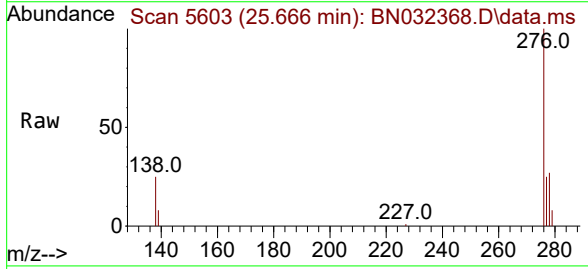
Ion	Ratio	Lower	Upper
276	100		
138	25.2	21.3	31.9
227	0.0	0.1	0.1#

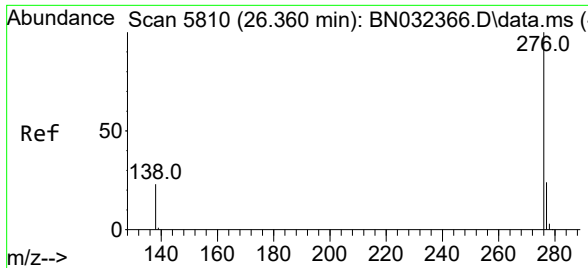


#28
 Dibenzo(a,h)anthracene
 Concen: 0.719 ng/ul
 RT: 25.666 min Scan# 5603
 Delta R.T. -0.044 min
 Lab File: BN032368.D
 Acq: 01 Jul 2024 18:55

Tgt Ion: 278 Resp: 54643

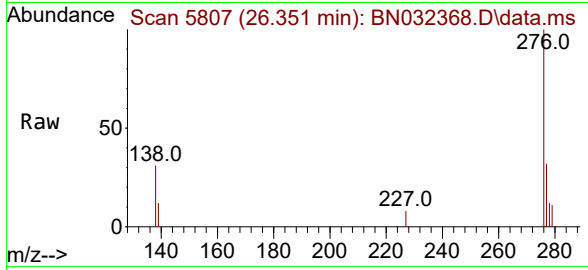
Ion	Ratio	Lower	Upper
278	100		
139	28.1	15.9	23.9#
279	29.7	21.1	31.7





#29
 Benzo(g,h,i)perylene
 Concen: 0.336 ng/ul
 RT: 26.351 min Scan# 51
 Delta R.T. -0.030 min
 Lab File: BN032368.D
 Acq: 01 Jul 2024 18:55

Instrument :
 BNA_G
 ClientSampleId :



Tgt Ion: 276 Resp: 27396

Ion	Ratio	Lower	Upper
276	100		
138	31.2	19.8	29.6#
277	31.5	19.8	29.6#

