LSC Area Percent Report

Data Path : Z:\SVOASRV\HPCHEM1\BNA G\DATA\BG071318\
Data File : BG035635.D
Acq On : 13 Jul 2018 18:46
Operator : JU/SJ
Sample : J3943-01
Misc :
ALS Vial : 12 Sample Multiplier: 1

Instrument :
BNA_G
ClientSampleId :
C-1

Integration Parameters: rteint.p
Integrator: RTE
Smoothing : ON Filtering: 5
Sampling : 1 Min Area: 3 % of largest Peak
Start Thrs: 0.2 Max Peaks: 100
Stop Thrs : 0 Peak Location: TOP

If leading or trailing edge < 100 prefer < Baseline drop else tangent >
Peak separation: 5

Method : Z:\SVOASRV\HPCHEM1\BNA_G\METHODS\8270-BG071218.M
Title : ASP BNA STANDARDS FOR 5 POINT CALIBRATION

Signal : TIC

peak #	R.T. min	first scan	max scan	last scan	PK TY	peak height	corr. area	corr. % max.	% of total
1	5.171	314	320	327	rBV	116063	185651	4.03%	0.853%
2	5.635	392	399	413	rBV	949399	1508236	32.77%	6.931%
3	7.221	661	669	681	rBV	1020115	1808592	39.29%	8.311%
4	7.591	724	732	741	rBV	923417	1611488	35.01%	7.405%
5	8.055	804	811	818	rBV	152843	265915	5.78%	1.222%
6	8.378	858	866	874	rBV	663567	1156509	25.13%	5.315%
7	9.218	1001	1009	1019	rBV	612500	1070166	23.25%	4.918%
8	10.857	1279	1288	1296	rBV	209829	381802	8.30%	1.755%
9	13.301	1697	1704	1713	rBV	1691282	2666923	57.94%	12.256%
10	14.123	1837	1844	1851	rBV	185900	277661	6.03%	1.276%
11	14.675	1931	1938	1946	rVB3	359743	596189	12.95%	2.740%
12	16.162	2184	2191	2201	rBV	1474139	2226823	48.38%	10.233%
13	17.419	2398	2405	2412	rBV2	542090	839417	18.24%	3.857%
14	18.300	2550	2555	2561	rBV2	48171	71443	1.55%	0.328%
15	20.027	2842	2849	2860	rBV	3418135	4602666	100.00%	21.151%
16	20.814	2979	2983	2987	rBV2	41700	49840	1.08%	0.229%
17	21.325	3065	3070	3079	rBV2	74140	137294	2.98%	0.631%
18	21.684	3123	3131	3144	rVB	567247	979478	21.28%	4.501%
19	21.872	3159	3163	3167	rVB	51581	71740	1.56%	0.330%
20	22.477	3261	3266	3271	rBV2	51227	81318	1.77%	0.374%
21	23.170	3378	3384	3391	rVB2	45939	83192	1.81%	0.382%
22	23.969	3512	3520	3525	rBV3	44846	88176	1.92%	0.405%
23	24.903	3668	3679	3690	rBV2	315244	937980	20.38%	4.310%
24	26.042	3867	3873	3883	rVB7	21985	62411	1.36%	0.287%

Sum of corrected areas: 21760910

LSC Report - Integrated Chromatogram

Data Path : Z:\SVOASRV\HPCHEM1\BNA G\DATA\BG071318\
Data File : BG035635.D
Acq On : 13 Jul 2018 18:46
Operator : JU/SJ
Sample : J3943-01
Misc :
ALS Vial : 12 Sample Multiplier: 1

Instrument :
BNA_G
ClientSampleId :
C-1

Quant Method : Z:\SVOASRV\HPCHEM1\BNA_G\METHODS\8270-BG071218.M
Quant Title : ASP BNA STANDARDS FOR 5 POINT CALIBRATION

TIC Library : C:\Database\NIST11.L
TIC Integration Parameters: LSCINT.P

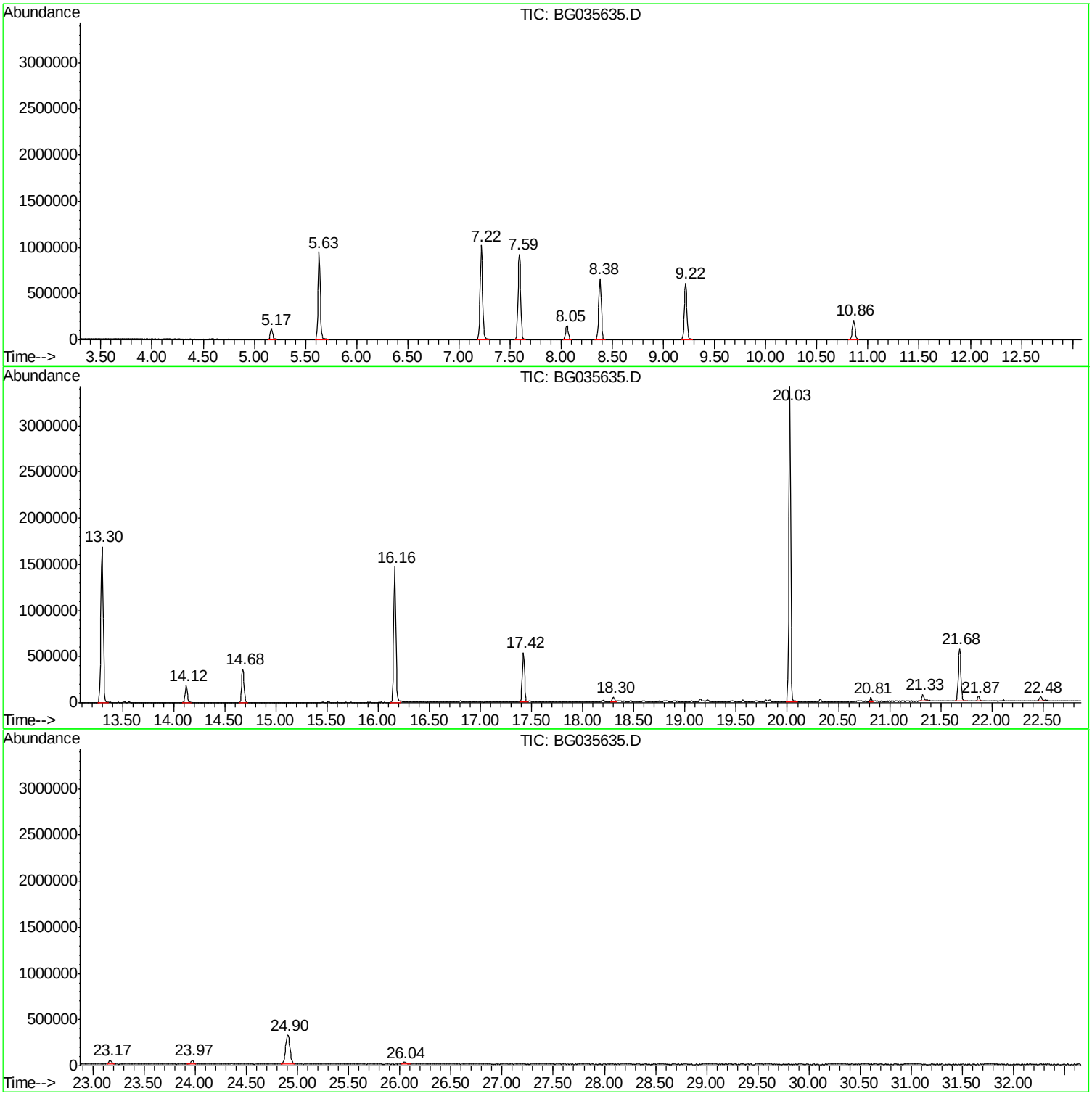

Library Search Compound Report

Data Path : Z:\SVOASRV\HPCHEM1\BNA G\DATA\BG071318\
Data File : BG035635.D
Acq On : 13 Jul 2018 18:46
Operator : JU/SJ
Sample : J3943-01
Misc :
ALS Vial : 12 Sample Multiplier: 1

Instrument :
BNA_G
ClientSampleId :
C-1

Quant Method : Z:\SVOASRV\HPCHEM1\BNA_G\METHODS\8270-BG071218.M
Quant Title : ASP BNA STANDARDS FOR 5 POINT CALIBRATION

TIC Library : C:\Database\NIST11.L
TIC Integration Parameters: LSCINT.P

****

Peak Number 1 2-Pentanone, 4-hydroxy-4-me... Concentration Rank 3

R.T.	EstConc	Area	Relative to ISTD	R.T.
5.17	13.96 ng	185651	1,4-Dichlorobenzene-d4	8.05

Hit# of 5	Tentative ID	MW	MolForm	CAS#	Qual
1	2-Pentanone, 4-hydroxy-4-methyl-	116	C6H12O2	000123-42-2	72
2	2,3-Butanedione, monooxime	101	C4H7NO2	000057-71-6	17
3	Guanidine	59	CH5N3	000113-00-8	9
4	Formamide, N,N-diethyl-	101	C5H11NO	000617-84-5	9
5	Silane, dimethyl-	60	C2H8Si	001111-74-6	9

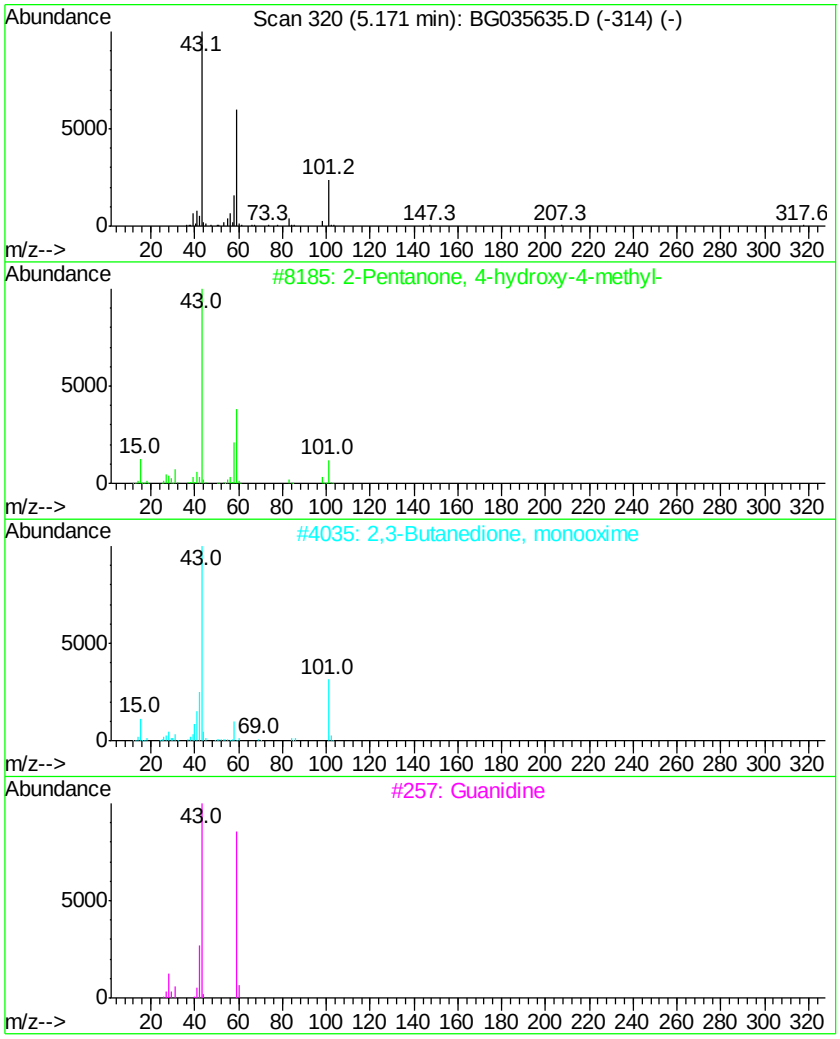

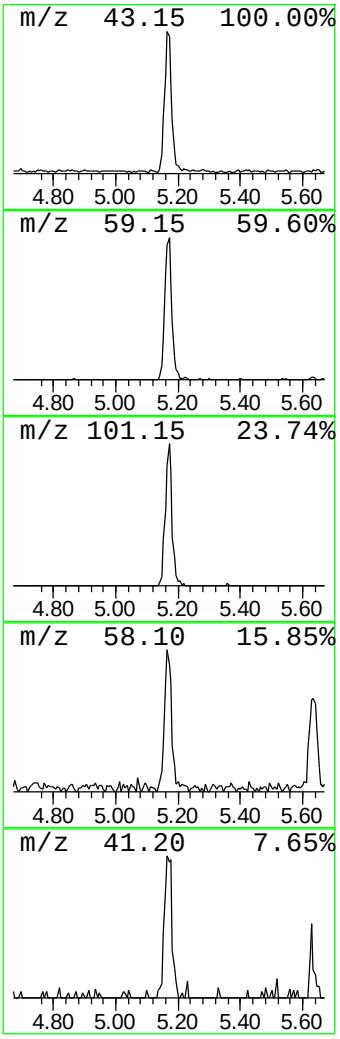

Library Search Compound Report

Data Path : Z:\SVOASRV\HPCHEM1\BNA G\DATA\BG071318\
Data File : BG035635.D
Acq On : 13 Jul 2018 18:46
Operator : JU/SJ
Sample : J3943-01
Misc :
ALS Vial : 12 Sample Multiplier: 1

Instrument :
BNA_G
ClientSampleId :
C-1

Quant Method : Z:\SVOASRV\HPCHEM1\BNA_G\METHODS\8270-BG071218.M
Quant Title : ASP BNA STANDARDS FOR 5 POINT CALIBRATION

TIC Library : C:\Database\NIST11.L
TIC Integration Parameters: LSCINT.P

****

Peak Number 2 unknown7.59 Concentration Rank 1

R.T.	EstConc	Area	Relative to ISTD	R.T.
7.59	121.20 ng	1611490	1,4-Dichlorobenzene-d4	8.05

Hit# of 5	Tentative ID	MW	MolForm	CAS#	Qual
1	3-Chloro-6-fluoro-pyrazine	132	C4H2ClFN2	1000146-10-7	27
2	5-Fluoro-2-chloropyrimidine	132	C4H2ClFN2	062802-42-0	27
3	4-Chloro-6-fluoro-pyrimidine	132	C4H2ClFN2	051422-01-6	27
4	1H-Benzimidazole, 2-methyl-	132	C8H8N2	000615-15-6	22
5	2H-Cyclopenta[d]pyridazine, 2-me...	132	C8H8N2	022291-85-6	12

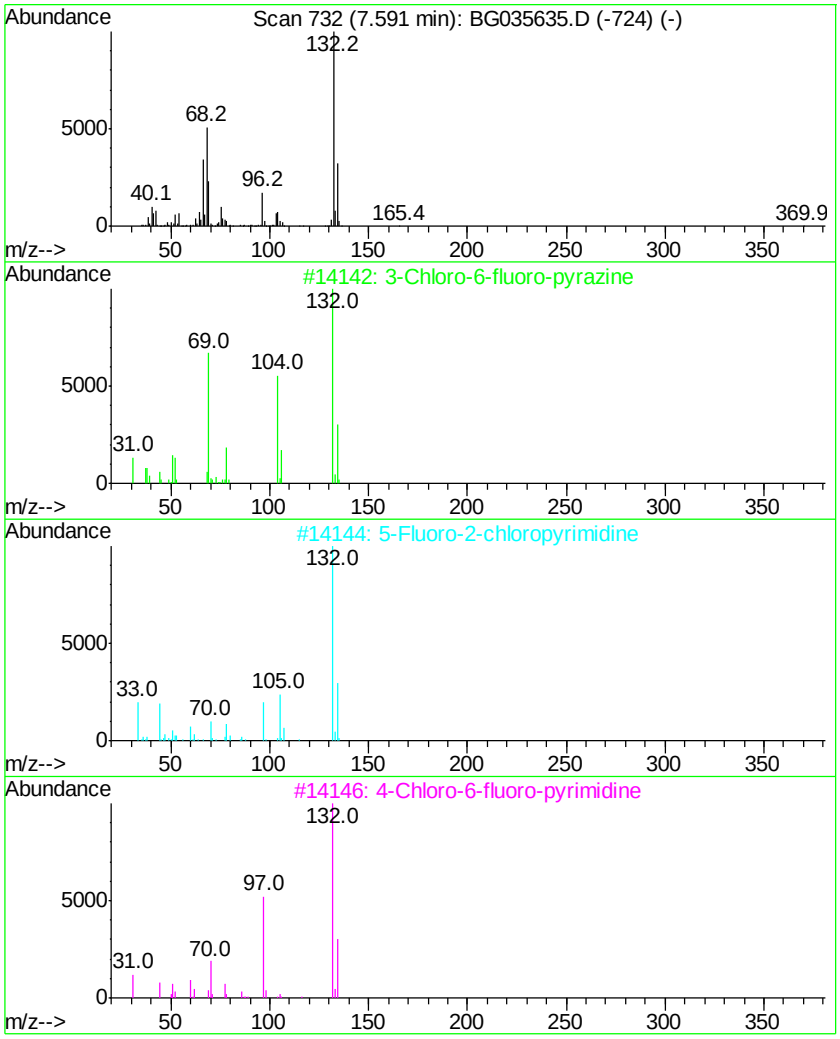

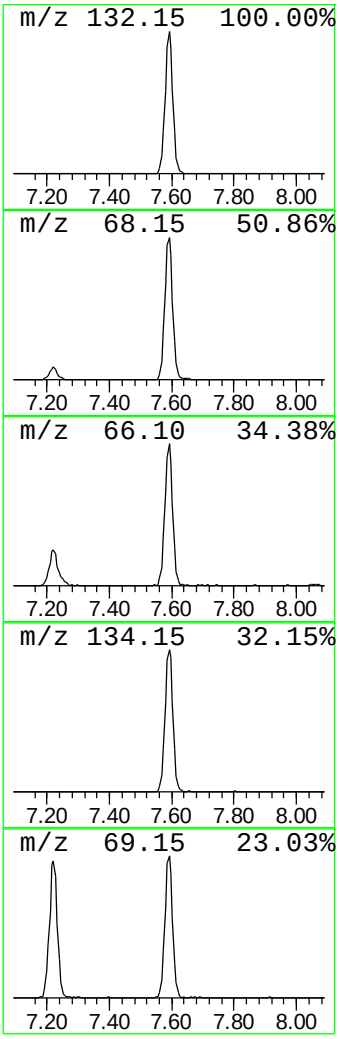

Library Search Compound Report

Data Path : Z:\SVOASRV\HPCHEM1\BNA G\DATA\BG071318\
Data File : BG035635.D
Acq On : 13 Jul 2018 18:46
Operator : JU/SJ
Sample : J3943-01
Misc :
ALS Vial : 12 Sample Multiplier: 1

Instrument :
BNA_G
ClientSampleId :
C-1

Quant Method : Z:\SVOASRV\HPCHEM1\BNA_G\METHODS\8270-BG071218.M
Quant Title : ASP BNA STANDARDS FOR 5 POINT CALIBRATION

TIC Library : C:\Database\NIST11.L
TIC Integration Parameters: LSCINT.P

****

Peak Number 4 Sulfurous acid, pentadecyl ... Concentration Rank 4

R.T.	EstConc	Area	Relative to ISTD	R.T.
21.33	2.80 ng	137294	Chrysene-d12	21.68

Hit# of 5	Tentative ID	MW	MolForm	CAS#	Qual
1	Sulfurous acid, pentadecyl 2-pro...	334	C18H38O3S	1000309-12-6	87
2	Octadecane, 1-chloro-	288	C18H37Cl	003386-33-2	86
3	Sulfurous acid, 2-propyl tetrade...	320	C17H36O3S	1000309-12-5	86
4	Hexadecane, 1-chloro-	260	C16H33Cl	004860-03-1	80
5	Tetradecane	198	C14H30	000629-59-4	52

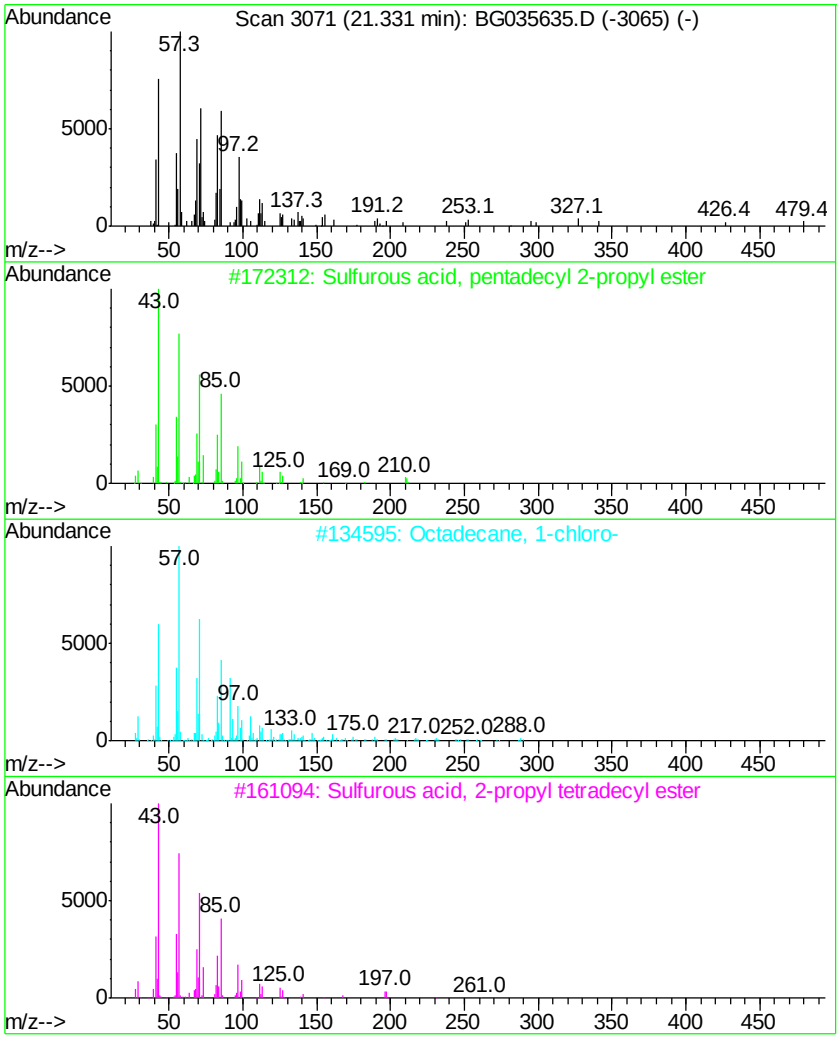

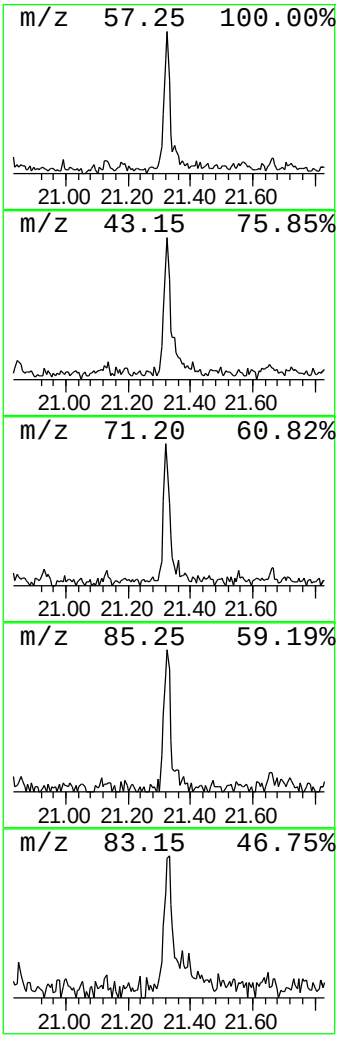

Tentatively Identified Compound (LSC) summary

Data Path : Z:\SVOASRV\HPCHEM1\BNA_G\DATA\BG071318\
Data File : BG035635.D
Acq On : 13 Jul 2018 18:46
Operator : JU/SJ
Sample : J3943-01
Misc :
ALS Vial : 12 Sample Multiplier: 1

Instrument :
BNA_G
ClientSampleId :
C-1

Quant Method : Z:\SVOASRV\HPCHEM1\BNA_G\METHODS\8270-BG071218.M
Quant Title : ASP BNA STANDARDS FOR 5 POINT CALIBRATION

TIC Library : C:\Database\NIST11.L
TIC Integration Parameters: LSCINT.P

TIC Top Hit name	RT	EstConc	Units	Response	Internal Standard #	RT	Resp	Conc
2-Pentanone, 4-hy...	5.17	14.0	ng	185651	1	8.05	265915	20.0
unknown7.59	7.59	121.2	ng	1611490	1	8.05	265915	20.0
Sulfurous acid, p...	21.33	2.8	ng	137294	5	21.68	979478	20.0