

Data Path : Z:\HPCHEM1\BNA\_G\DATA\BG071916\  
 Data File : BG023183.D  
 Acq On : 19 Jul 2016 19:33  
 Operator : UM/SJ  
 Sample : SSTDCCC040  
 Misc :  
 ALS Vial : 2 Sample Multiplier: 1

Instrument :  
 BNA\_G  
 ClientSampleId :  
 SSTDCCC040EC

Quant Time: Jul 21 19:15:16 2016  
 Quant Method : Z:\HPCHEM1\BNA\_G\METHODS\8270-BG070816.M  
 Quant Title : ASP BNA STANDARDS FOR 5 POINT CALIBRATION  
 QLast Update : Tue Jul 19 15:46:37 2016  
 Response via : Initial Calibration

Internal Standards	R.T.	QIon	Response	Conc	Units	Dev(Min)
1) 1,4-Dichlorobenzene-d4	8.14	152	123586	20.00	ng	0.00
21) Naphthalene-d8	10.98	136	600421	20.00	ng	0.00
38) Acenaphthene-d10	14.80	164	441531	20.00	ng	0.00
63) Phenanthrene-d10	17.56	188	991393	20.00	ng	0.00
75) Chrysene-d12	21.87	240	1016767	20.00	ng	0.00
86) Perylene-d12	25.27	264	1004776	20.00	ng	0.00

## System Monitoring Compounds

5) 2-Fluorophenol	5.68	112	578069	76.50	ng	0.00
7) Phenol-d6	7.30	99	928893	78.49	ng	0.00
23) Nitrobenzene-d5	9.32	82	1087339	77.54	ng	0.00
41) 2,4,6-Tribromophenol	16.30	330	441404	55.62	ng	0.00
44) 2-Fluorobiphenyl	13.41	172	2082444	74.29	ng	0.00
78) Terphenyl-d14	20.16	244	2704758	84.00	ng	0.00

## Target Compounds

Target Compounds	R.T.	QIon	Response	Conc	Units	Qvalue
2) 1,4-Dioxane	3.54	88	109679	37.34	ng	95
3) Pyridine	3.95	79	390155	38.82	ng	94
4) n-Nitrosodimethylamine	3.86	42	172859	40.09	ng	# 86
6) Aniline	7.46	93	657852	40.11	ng	97
8) 2-Chlorophenol	7.70	128	335085	41.67	ng	99
9) Benzaldehyde	7.27	77	272028	34.40	ng	89
10) Phenol	7.32	94	504098	41.40	ng	93
11) bis(2-Chloroethyl)ether	7.55	93	380042	39.38	ng	94
12) 1,3-Dichlorobenzene	8.03	146	366671	37.25	ng	99
13) 1,4-Dichlorobenzene	8.18	146	376962	38.25	ng	98
14) 1,2-Dichlorobenzene	8.50	146	364070	37.16	ng	96
15) Benzyl Alcohol	8.38	79	464505	42.85	ng	96
16) 2,2'-oxybis(1-Chloropropan	8.67	45	509358	43.20	ng	95
17) 2-Methylphenol	8.58	107	327396	41.30	ng	95
18) Hexachloroethane	9.23	117	160860	38.67	ng	97
19) n-Nitroso-di-n-propylamine	8.95	70	412879	38.70	ng	96
20) 3+4-Methylphenols	8.92	107	481858	43.59	ng	95
22) Acetophenone	8.97	105	669386	37.15	ng	# 94
24) Nitrobenzene	9.36	77	591846	39.72	ng	93
25) Isophorone	9.88	82	1077241	38.20	ng	97
26) 2-Nitrophenol	10.08	139	225615	38.59	ng	90
27) 2,4-Dimethylphenol	10.14	122	386206	38.21	ng	90
28) bis(2-Chloroethoxy)methane	10.36	93	605186	38.48	ng	99
29) 2,4-Dichlorophenol	10.62	162	429304	39.83	ng	96
30) 1,2,4-Trichlorobenzene	10.83	180	449140	36.36	ng	98
31) Naphthalene	11.02	128	1180932	38.64	ng	100
32) Benzoic acid	10.27	122	249438	27.13	ng	# 86
33) 4-Chloroaniline	11.13	127	570756	38.19	ng	99
34) Hexachlorobutadiene	11.30	225	327101	32.67	ng	94
35) Caprolactam	11.92	113	151140	34.08	ng	# 82
36) 4-Chloro-3-methylphenol	12.25	107	540843	36.69	ng	97
37) 2-Methylnaphthalene	12.63	142	941995	38.99	ng	96
39) 1,2,4,5-Tetrachlorobenzene	12.99	216	563401	29.61	ng	99
40) Hexachlorocyclopentadiene	12.97	237	304327	27.78	ng	99

Data Path : Z:\HPCHEM1\BNA\_G\DATA\BG071916\  
 Data File : BG023183.D  
 Acq On : 19 Jul 2016 19:33  
 Operator : UM/SJ  
 Sample : SSTDCCC040  
 Misc :  
 ALS Vial : 2 Sample Multiplier: 1

Instrument :  
 BNA\_G  
 ClientSampleId :  
 SSTDCCC040EC

Quant Time: Jul 21 19:15:16 2016  
 Quant Method : Z:\HPCHEM1\BNA\_G\METHODS\8270-BG070816.M  
 Quant Title : ASP BNA STANDARDS FOR 5 POINT CALIBRATION  
 QLast Update : Tue Jul 19 15:46:37 2016  
 Response via : Initial Calibration

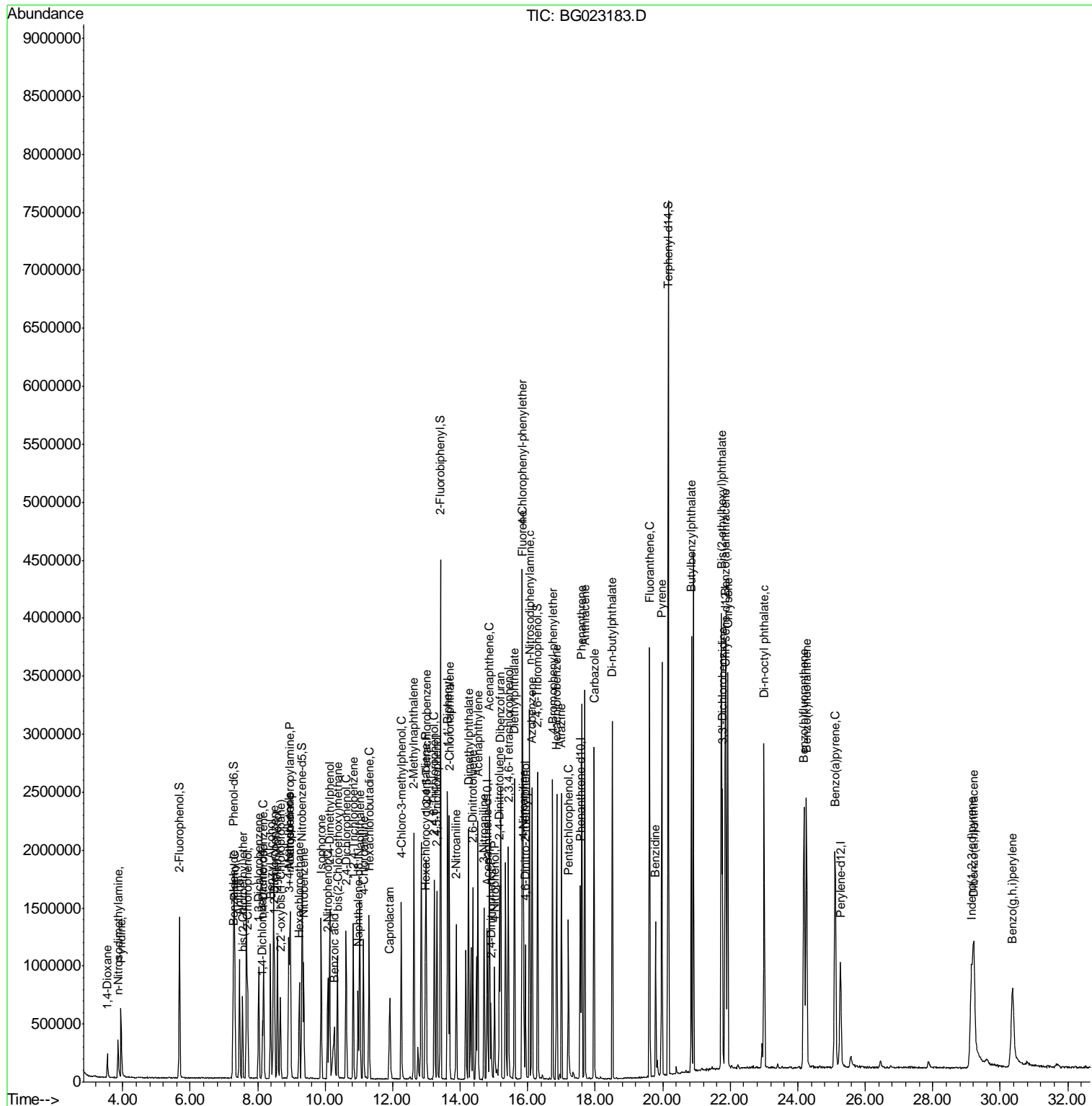
Internal Standards	R.T.	QIon	Response	Conc	Units	Dev(Min)
42) 2,4,6-Trichlorophenol	13.23	196	399749	36.55	ng	98
43) 2,4,5-Trichlorophenol	13.31	196	413474	36.82	ng	95
45) 1,1'-Biphenyl	13.63	154	1266690	38.24	ng	97
46) 2-Chloronaphthalene	13.68	162	1056446	39.31	ng	97
47) 2-Nitroaniline	13.88	65	444546	38.77	ng	93
48) Acenaphthylene	14.52	152	1552812	38.52	ng	99
49) Dimethylphthalate	14.25	163	1322593	36.67	ng	98
50) 2,6-Dinitrotoluene	14.37	165	308429	38.05	ng	90
51) Acenaphthene	14.86	154	1012592	38.44	ng	99
52) 3-Nitroaniline	14.71	138	306304	37.90	ng	95
53) 2,4-Dinitrophenol	14.91	184	135366	24.34	ng	99
54) Dibenzofuran	15.20	168	1602712	40.65	ng	100
55) 4-Nitrophenol	15.02	139	216076	31.89	ng	91
56) 2,4-Dinitrotoluene	15.16	165	442761	37.47	ng	91
57) Fluorene	15.85	166	1290820	38.03	ng	98
58) 2,3,4,6-Tetrachlorophenol	15.42	232	399433	35.55	ng	95
59) Diethylphthalate	15.61	149	1365137	37.20	ng	97
60) 4-Chlorophenyl-phenylether	15.83	204	721275	34.90	ng	99
61) 4-Nitroaniline	15.88	138	317802	36.34	ng	# 77
62) Azobenzene	16.13	77	1585203	45.16	ng	94
64) 4,6-Dinitro-2-methylphenol	15.93	198	245481	33.32	ng	95
65) n-Nitrosodiphenylamine	16.05	169	1177232	41.22	ng	95
66) 4-Bromophenyl-phenylether	16.73	248	465813	36.11	ng	98
67) Hexachlorobenzene	16.86	284	475393	33.90	ng	97
68) Atrazine	17.00	200	469286	37.04	ng	97
69) Pentachlorophenol	17.21	266	270474	29.78	ng	98
70) Phenanthrene	17.60	178	1949217	40.12	ng	96
71) Anthracene	17.69	178	2011874	40.89	ng	96
72) Carbazole	17.97	167	1765862	41.54	ng	98
73) Di-n-butylphthalate	18.50	149	2109838	44.63	ng	99
74) Fluoranthene	19.61	202	2210265	37.07	ng	96
76) Benzidine	19.79	184	778686	26.71	ng	99
77) Pyrene	19.97	202	2260731	39.57	ng	99
79) Butylbenzylphthalate	20.85	149	1055555	46.64	ng	99
80) Benzo(a)anthracene	21.86	228	2298762	40.41	ng	100
81) 3,3'-Dichlorobenzidine	21.76	252	884163	35.41	ng	# 97
82) Chrysene	21.93	228	2135628	40.02	ng	95
83) Bis(2-ethylhexyl)phthalate	21.73	149	1461313	46.50	ng	99
84) Di-n-octyl phthalate	23.00	149	2401095	45.82	ng	99
85) Indeno(1,2,3-cd)pyrene	29.15	276	2259725	33.21	ng	# 100
87) Benzo(b)fluoranthene	24.18	252	2319614	40.01	ng	# 96
88) Benzo(k)fluoranthene	24.26	252	2315159	42.08	ng	# 97
89) Benzo(a)pyrene	25.11	252	2311039	41.59	ng	# 97
90) Dibenzo(a,h)anthracene	29.22	278	1925881	34.92	ng	# 92
91) Benzo(g,h,i)perylene	30.37	276	1752968	31.74	ng	# 93

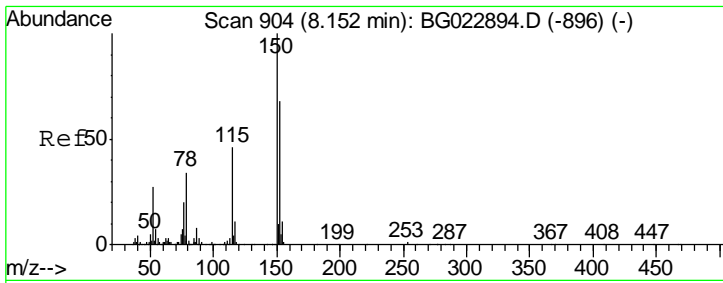
(#) = qualifier out of range (m) = manual integration (+) = signals summed

Data Path : Z:\HPCHEM1\BNA\_G\DATA\BG071916\  
 Data File : BG023183.D  
 Acq On : 19 Jul 2016 19:33  
 Operator : UM/SJ  
 Sample : SSTDCCC040  
 Misc :  
 ALS Vial : 2 Sample Multiplier: 1

Instrument :  
 BNA\_G  
 Client Sample ID :  
 SSTDCCC040EC

Quant Time: Jul 21 19:15:16 2016  
 Quant Method : Z:\HPCHEM1\BNA\_G\METHODS\8270-BG070816.M  
 Quant Title : ASP BNA STANDARDS FOR 5 POINT CALIBRATION  
 QLast Update : Tue Jul 19 15:46:37 2016  
 Response via : Initial Calibration

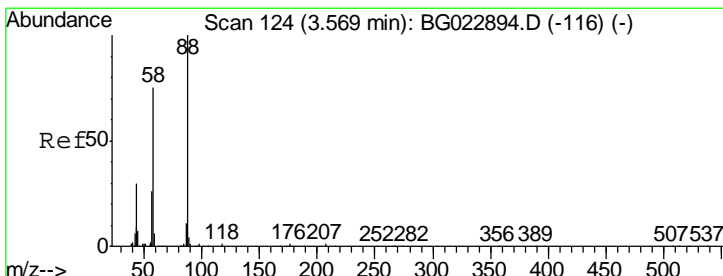
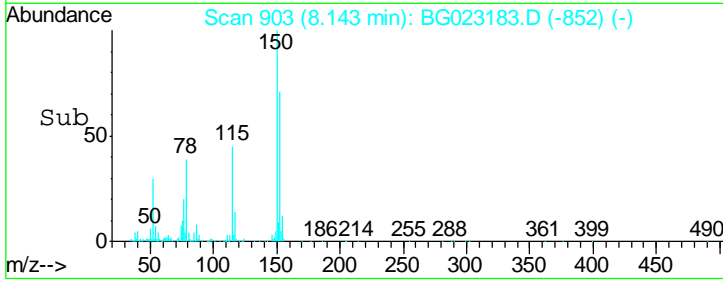
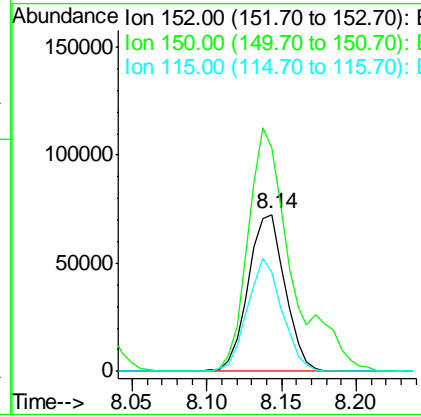
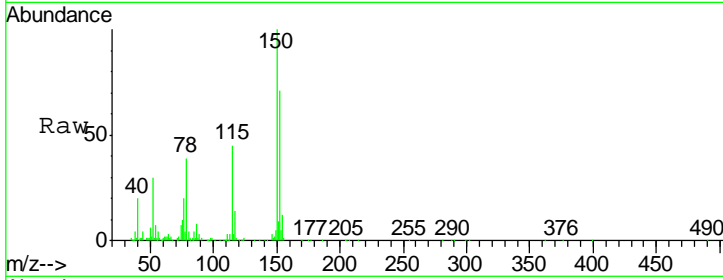




#1  
 1,4-Dichlorobenzene-d4  
 Concen: 20.00 ng  
 RT: 8.14 min Scan# 903  
 Delta R.T. -0.00 min  
 Lab File: BG023183.D  
 Acq: 19 Jul 2016 19:33

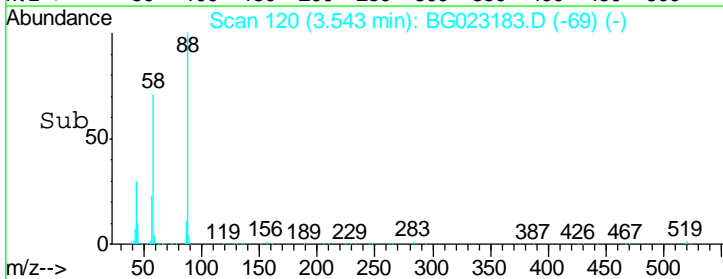
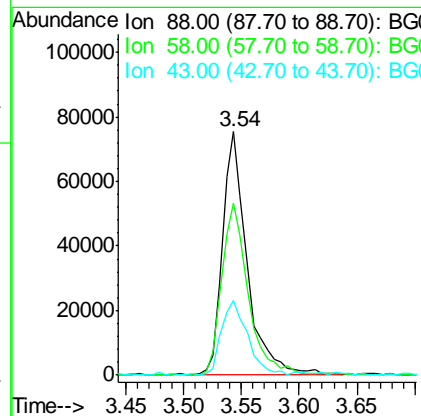
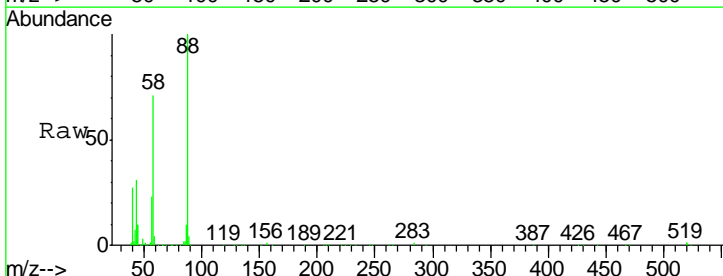
**Instrument :**  
 BNA\_G  
**ClientSampled :**  
 SSTDCCC040EC


Tgt Ion	Resp	Lower	Upper
152	123586		
152	100		
150	141.8	144.7	217.1#
115	63.2	64.0	96.0#



#2  
 1,4-Dioxane  
 Concen: 37.34 ng  
 RT: 3.54 min Scan# 120  
 Delta R.T. -0.00 min  
 Lab File: BG023183.D  
 Acq: 19 Jul 2016 19:33

Tgt Ion	Resp	Lower	Upper
88	109679		
88	100		
58	77.6	60.4	90.6
43	33.2	31.1	46.7

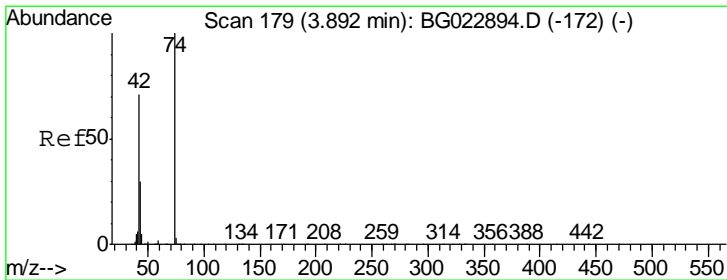

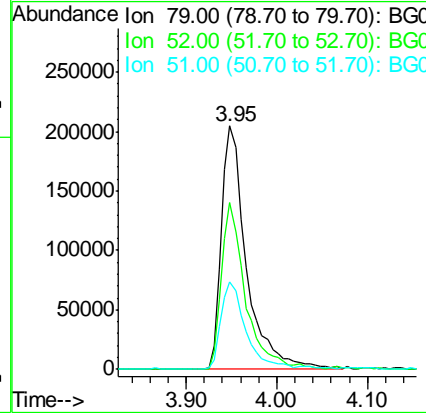
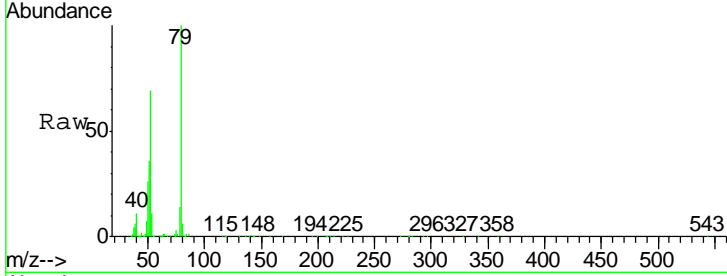




#3  
 Pyridine  
 Concen: 38.82 ng  
 RT: 3.95 min Scan# 189  
 Delta R.T. -0.00 min  
 Lab File: BG023183.D  
 Acq: 19 Jul 2016 19:33


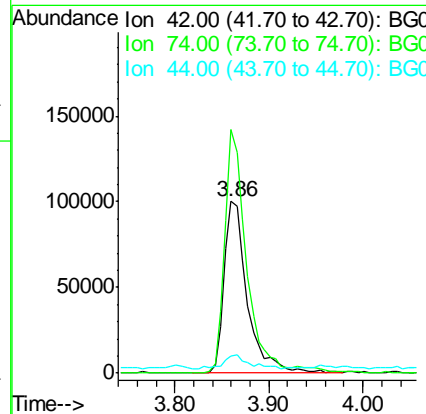

Instrument :  
 BNA\_G  
 ClientSampleId :  
 SSTDCCC040EC

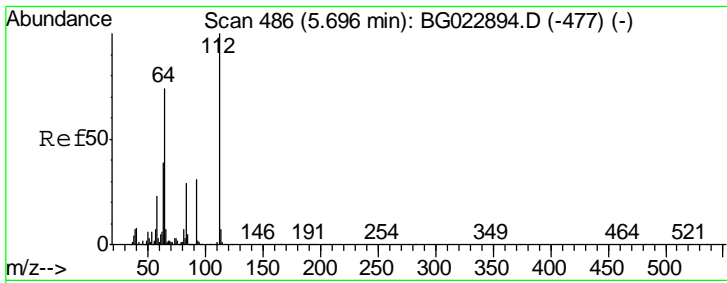
Tgt Ion	Resp	Lower	Upper
79	100		
52	68.8	51.8	77.8
51	35.9	32.7	49.1



#4  
 n-Nitrosodimethylamine  
 Concen: 40.09 ng  
 RT: 3.86 min Scan# 174  
 Delta R.T. -0.00 min  
 Lab File: BG023183.D  
 Acq: 19 Jul 2016 19:33

Tgt Ion	Resp	Lower	Upper
42	100		
74	141.8	100.6	150.8
44	10.0	4.5	6.7#

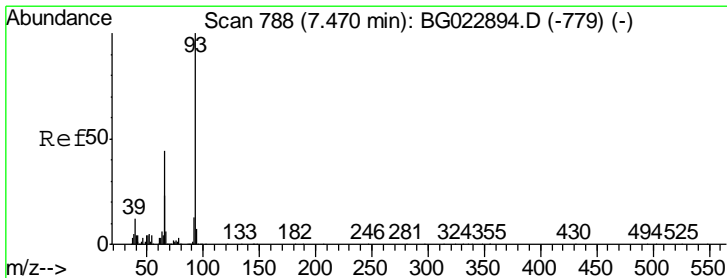

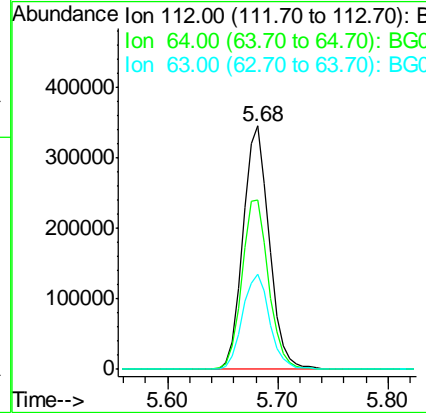
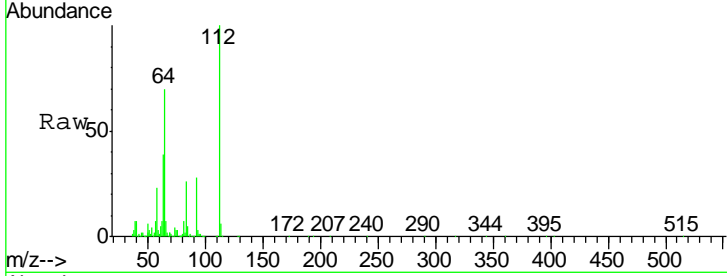




#5  
 2-Fluorophenol  
 Concen: 76.50 ng  
 RT: 5.68 min Scan# 484  
 Delta R.T. 0.01 min  
 Lab File: BG023183.D  
 Acq: 19 Jul 2016 19:33


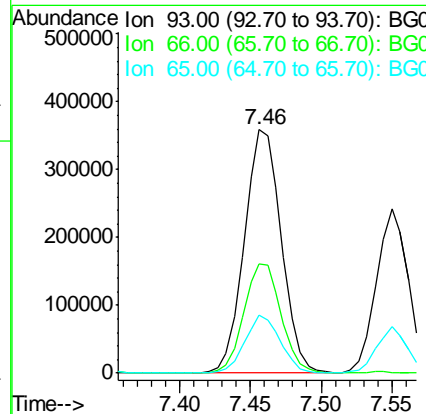

Instrument :  
 BNA\_G  
 ClientSampleId :  
 SSTDCCC040EC

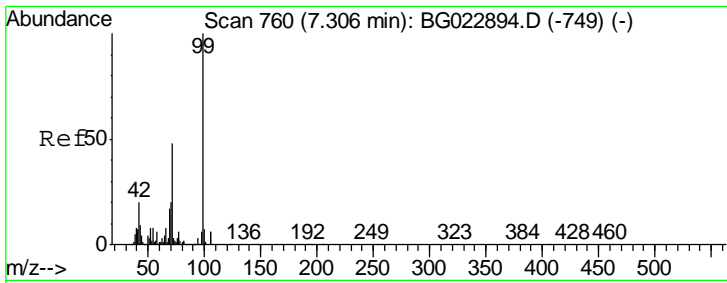
Tgt Ion	Resp	Lower	Upper
112	100		
64	69.6	59.0	88.4
63	38.9	37.8	56.8



#6  
 Aniline  
 Concen: 40.11 ng  
 RT: 7.46 min Scan# 786  
 Delta R.T. -0.00 min  
 Lab File: BG023183.D  
 Acq: 19 Jul 2016 19:33

Tgt Ion	Resp	Lower	Upper
93	100		
66	45.1	37.5	56.3
65	23.8	17.9	26.9

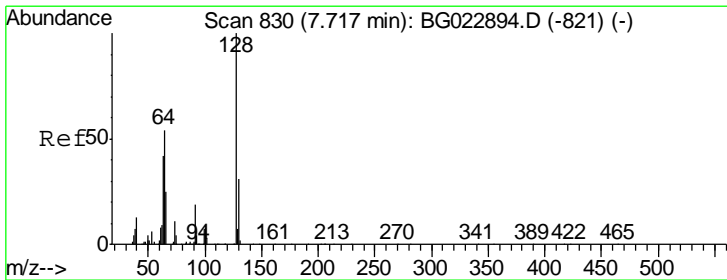

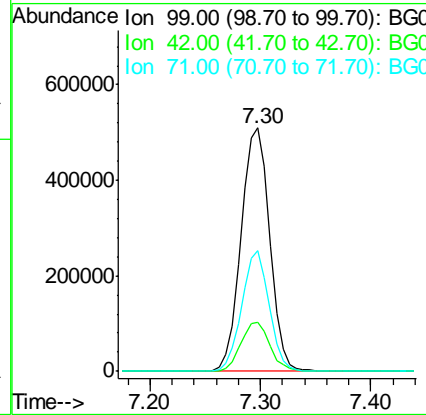
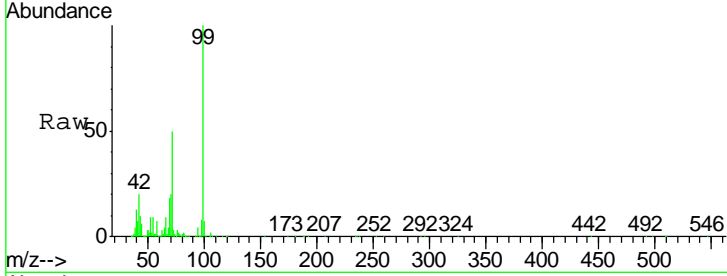




#7  
 Phenol-d6  
 Concen: 78.49 ng  
 RT: 7.30 min Scan# 759  
 Delta R.T. -0.00 min  
 Lab File: BG023183.D  
 Acq: 19 Jul 2016 19:33

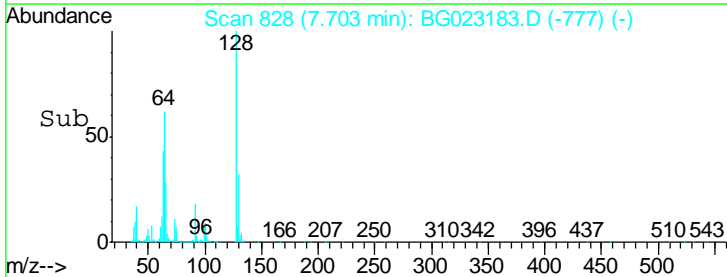
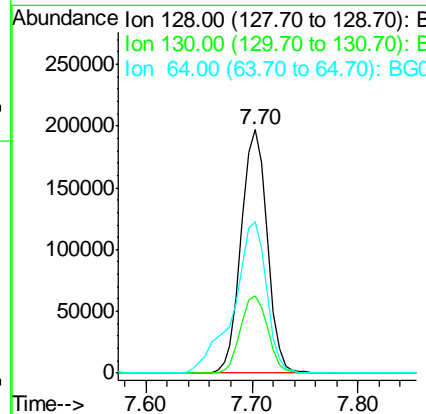
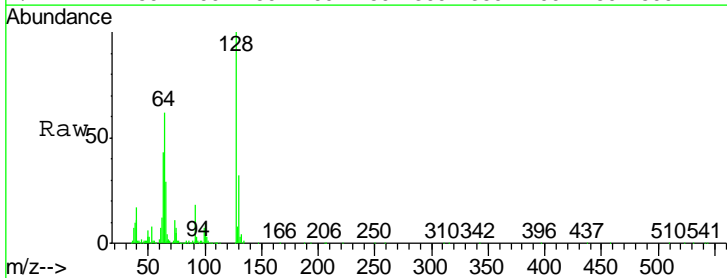
Instrument :  
 BNA\_G  
 ClientSampleId :  
 SSTDCCC040EC



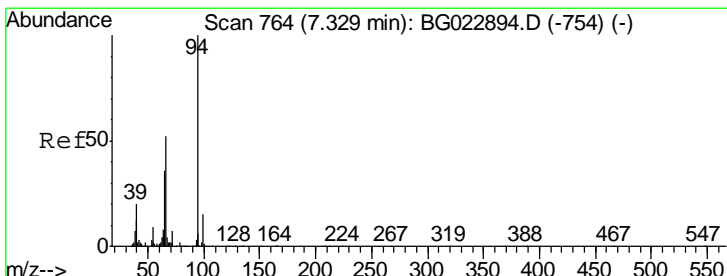
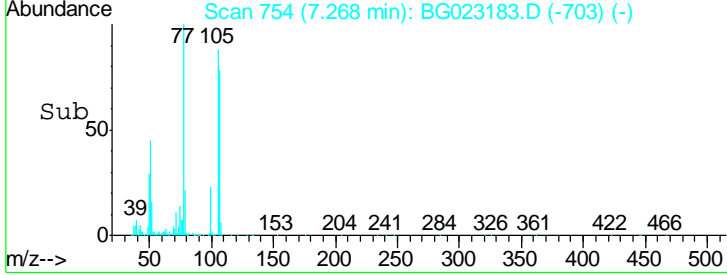

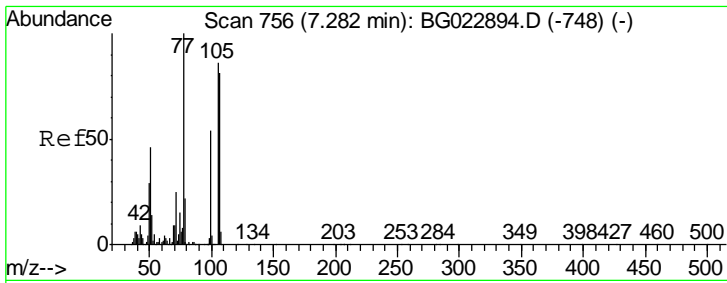
Tgt Ion	Resp	Lower	Upper
99	100		
42	20.4	17.8	26.6
71	49.5	41.5	62.3



#8  
 2-Chlorophenol  
 Concen: 41.67 ng  
 RT: 7.70 min Scan# 828  
 Delta R.T. -0.00 min  
 Lab File: BG023183.D  
 Acq: 19 Jul 2016 19:33

Tgt Ion	Resp	Lower	Upper
128	100		
130	31.9	12.9	52.9
64	62.1	42.0	82.0

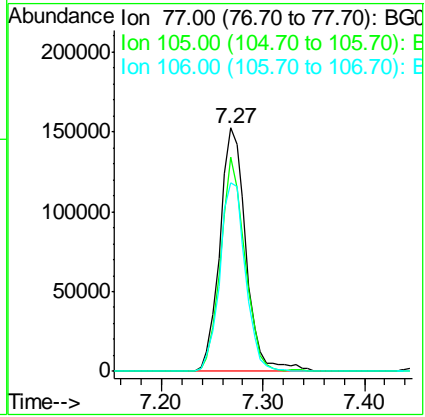




#9  
Benzaldehyde  
Concen: 34.40 ng  
RT: 7.27 min Scan# 754  
Delta R.T. -0.00 min  
Lab File: BG023183.D  
Acq: 19 Jul 2016 19:33

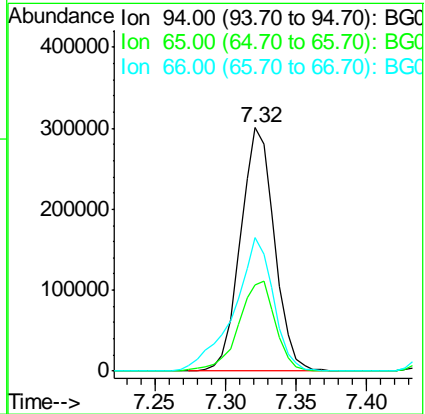
Tgt Ion	Resp	Lower	Upper
77	100		
105	87.7	58.7	98.7
106	77.4	67.5	107.5

Instrument : BNA\_G  
ClientSampleId : SSTDCCC040EC

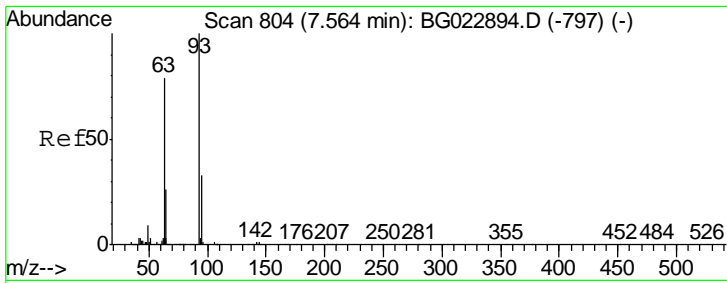


#10  
Phenol  
Concen: 41.40 ng  
RT: 7.32 min Scan# 763  
Delta R.T. -0.00 min  
Lab File: BG023183.D  
Acq: 19 Jul 2016 19:33

Tgt Ion	Resp	Lower	Upper
94	100		
65	35.3	18.1	58.1
66	55.1	42.1	82.1



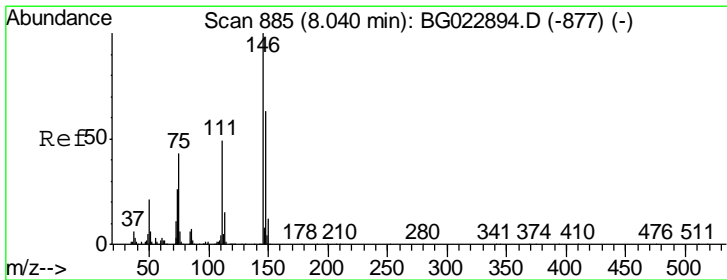
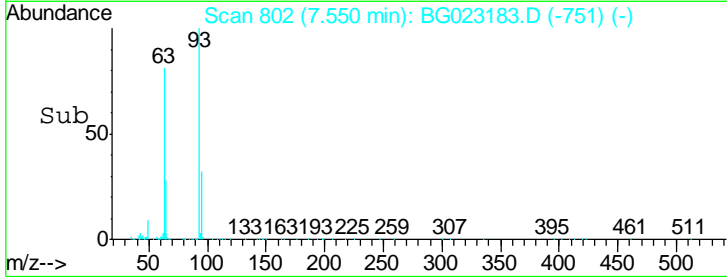
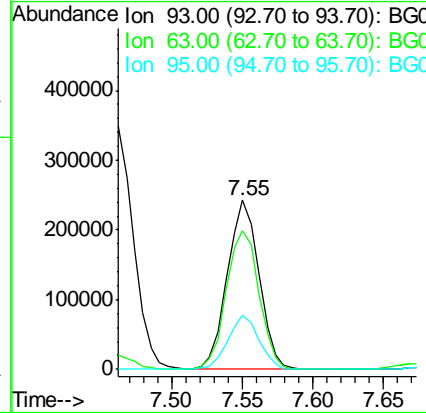
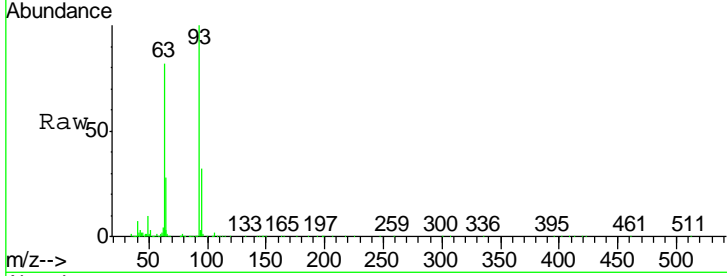




#11  
 bis(2-Chloroethyl)ether  
 Concen: 39.38 ng  
 RT: 7.55 min Scan# 802  
 Delta R.T. -0.00 min  
 Lab File: BG023183.D  
 Acq: 19 Jul 2016 19:33

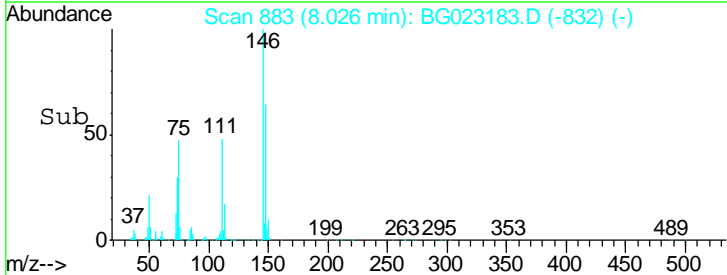
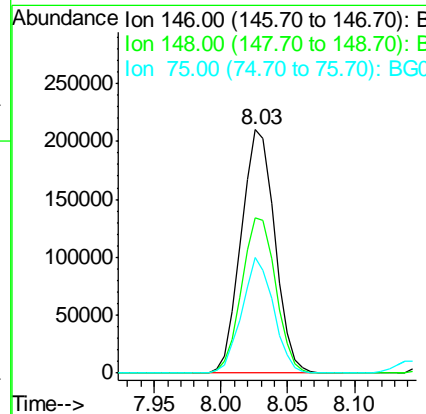
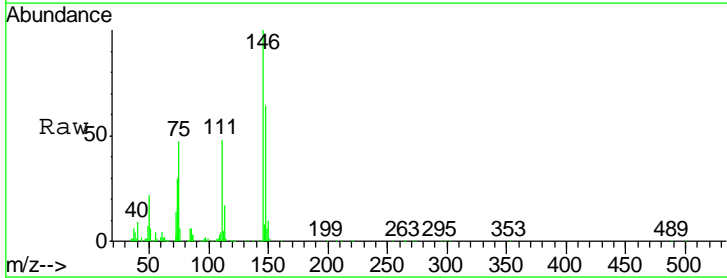
Instrument :  
 BNA\_G  
 ClientSampleId :  
 SSTDCCC040EC

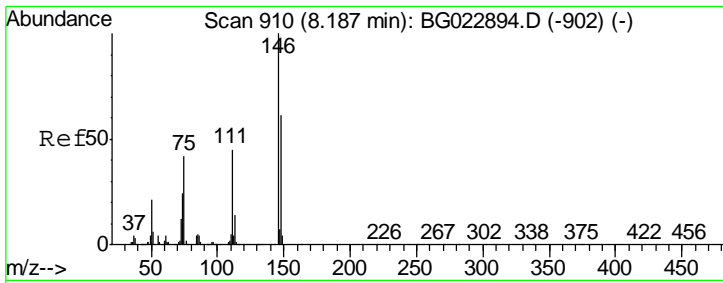
Tgt Ion	Resp	Lower	Upper
93	100		
63	81.8	55.0	95.0
95	32.3	11.0	51.0



#12  
 1,3-Dichlorobenzene  
 Concen: 37.25 ng  
 RT: 8.03 min Scan# 883  
 Delta R.T. -0.00 min  
 Lab File: BG023183.D  
 Acq: 19 Jul 2016 19:33

Tgt Ion	Resp	Lower	Upper
146	100		
148	63.8	50.3	75.5
75	47.3	37.0	55.6

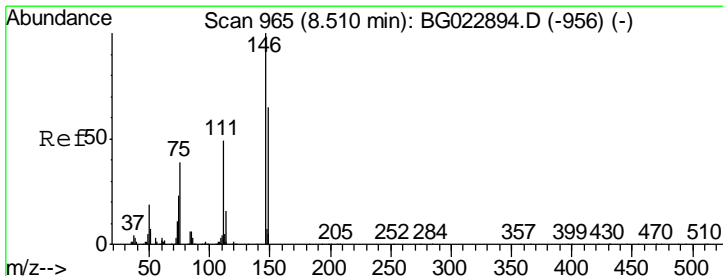
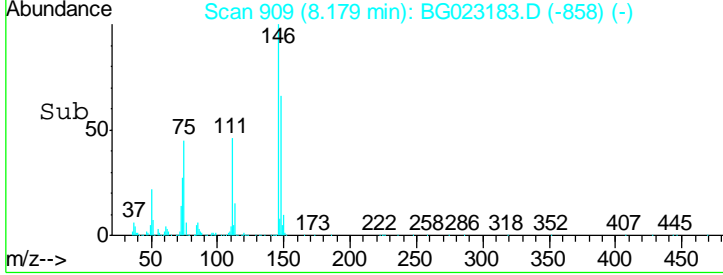
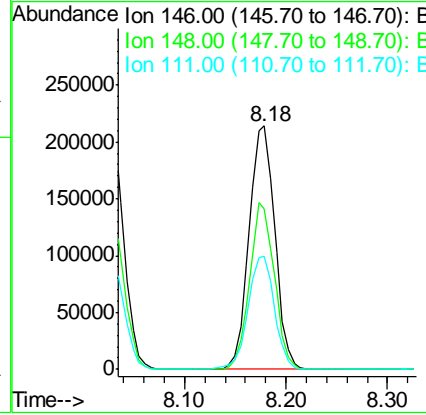
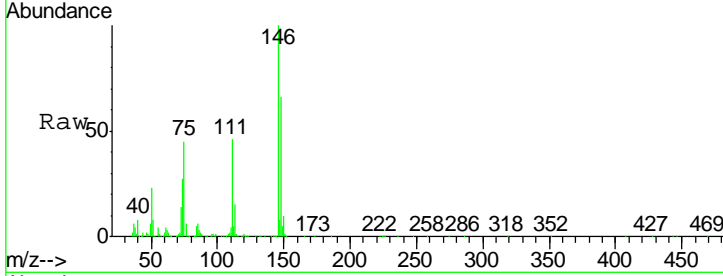




#13  
 1,4-Dichlorobenzene  
 Concen: 38.25 ng  
 RT: 8.18 min Scan# 909  
 Delta R.T. -0.00 min  
 Lab File: BG023183.D  
 Acq: 19 Jul 2016 19:33

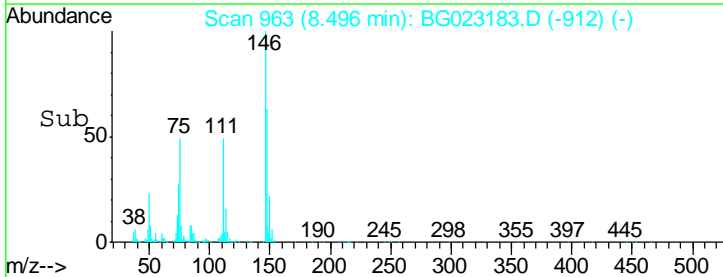
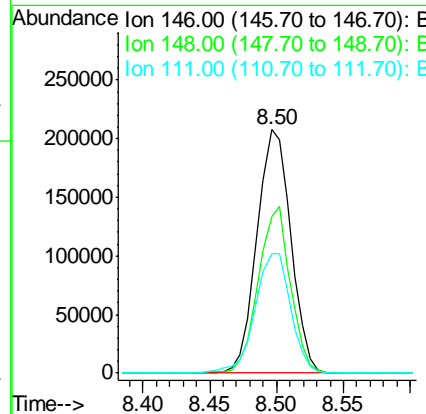
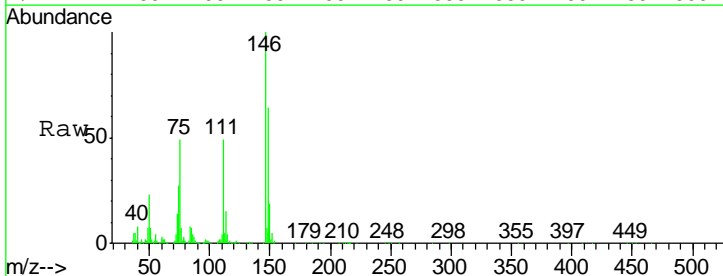
**Instrument :**  
 BNA\_G  
**ClientSampled :**  
 SSTDCCC040EC

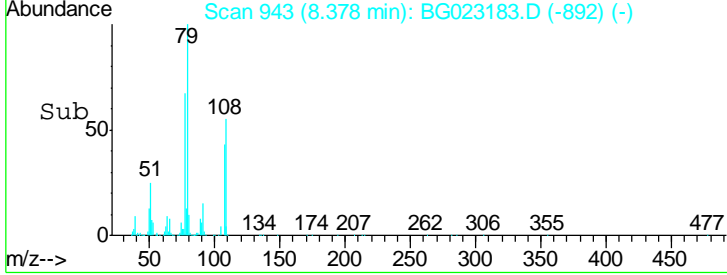
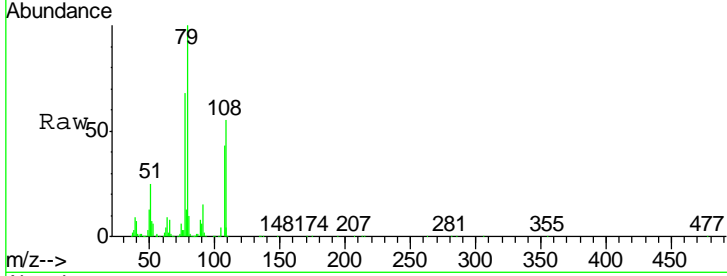
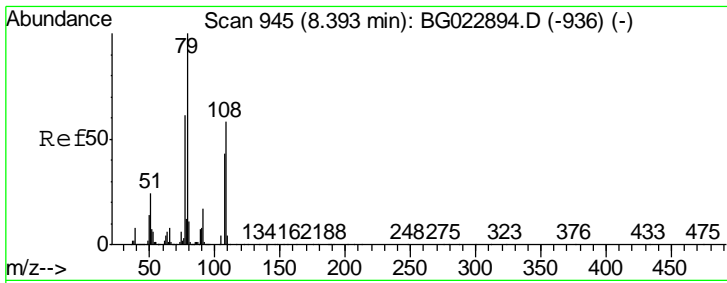
Tgt Ion	Resp	Lower	Upper
146	376962		
148	65.8	54.5	81.7
111	46.3	37.8	56.8



#14  
 1,2-Dichlorobenzene  
 Concen: 37.16 ng  
 RT: 8.50 min Scan# 963  
 Delta R.T. -0.00 min  
 Lab File: BG023183.D  
 Acq: 19 Jul 2016 19:33

Tgt Ion	Resp	Lower	Upper
146	364070		
148	64.4	52.9	79.3
111	49.2	43.5	65.3

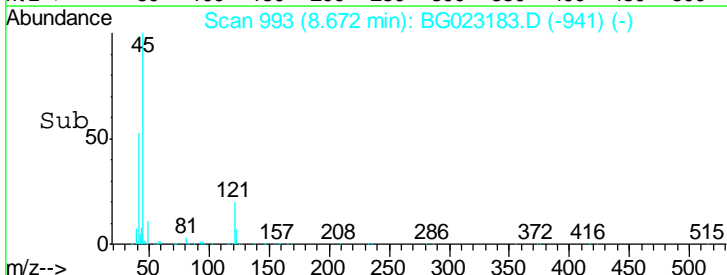
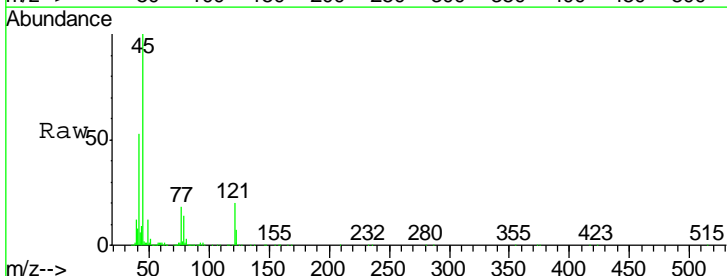
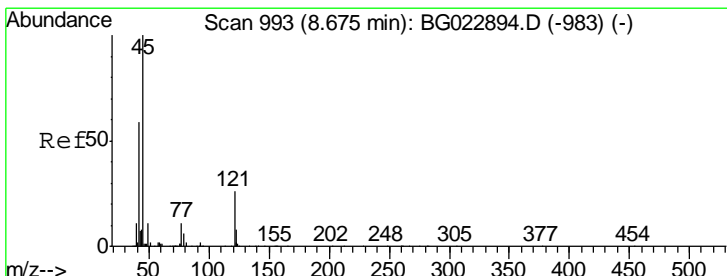
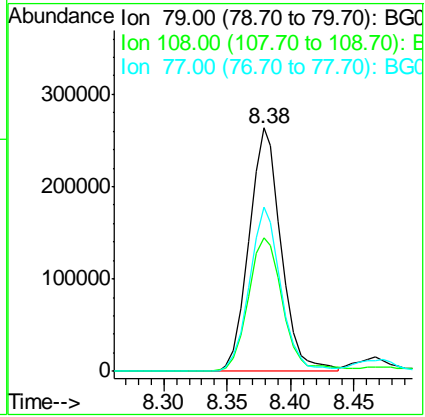




#15  
 Benzyl Alcohol  
 Concen: 42.85 ng  
 RT: 8.38 min Scan# 943  
 Delta R.T. -0.00 min  
 Lab File: BG023183.D  
 Acq: 19 Jul 2016 19:33

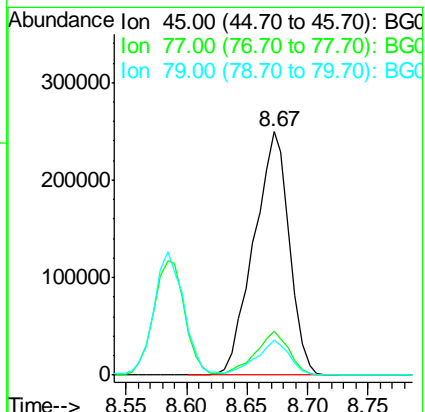
Instrument :  
 BNA\_G  
 ClientSampled :  
 SSTDCCC040EC

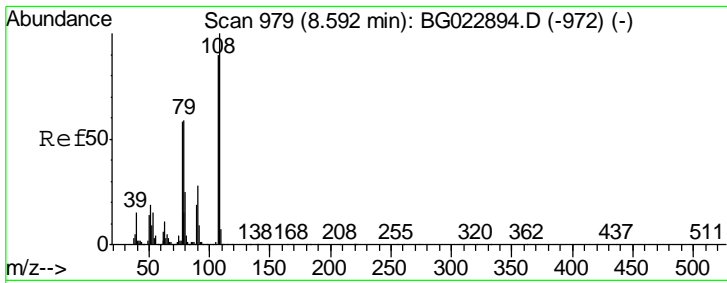
Tgt Ion	Resp	Lower	Upper
79	100		
108	54.7	46.5	69.7
77	67.6	52.3	78.5



#16  
 2,2'-oxybis(1-Chloropropane)  
 Concen: 43.20 ng  
 RT: 8.67 min Scan# 993  
 Delta R.T. 0.01 min  
 Lab File: BG023183.D  
 Acq: 19 Jul 2016 19:33

Tgt Ion	Resp	Lower	Upper
45	100		
77	17.9	0.6	40.6
79	14.4	0.0	36.2

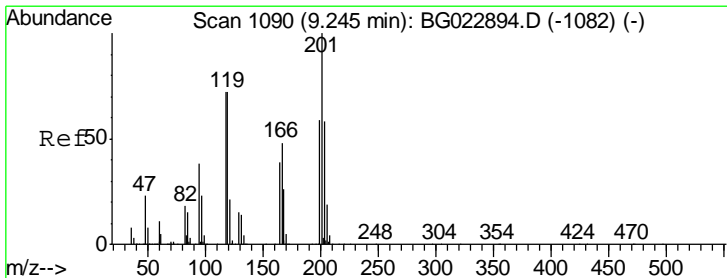

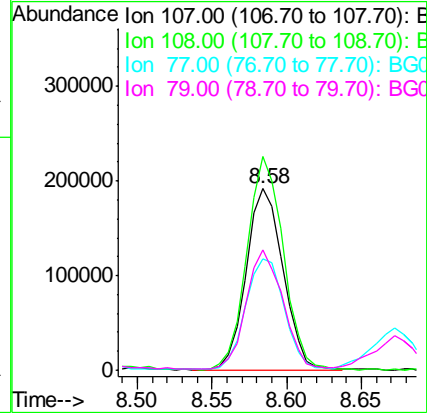
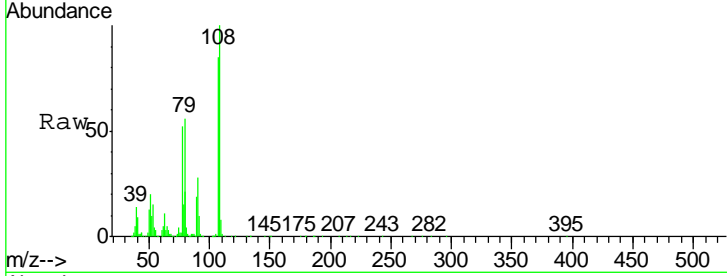




#17  
 2-Methylphenol  
 Concen: 41.30 ng  
 RT: 8.58 min Scan# 978  
 Delta R.T. -0.00 min  
 Lab File: BG023183.D  
 Acq: 19 Jul 2016 19:33

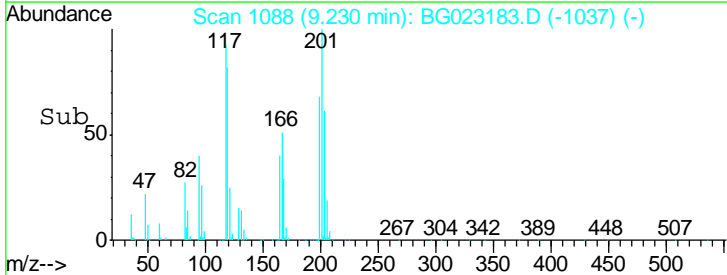
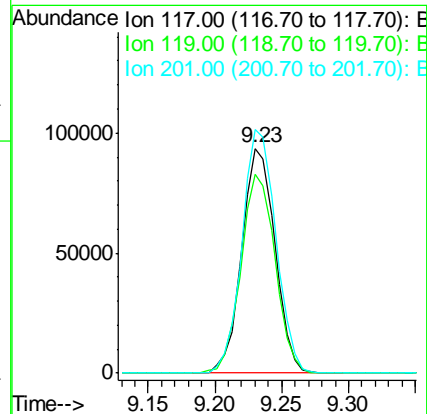
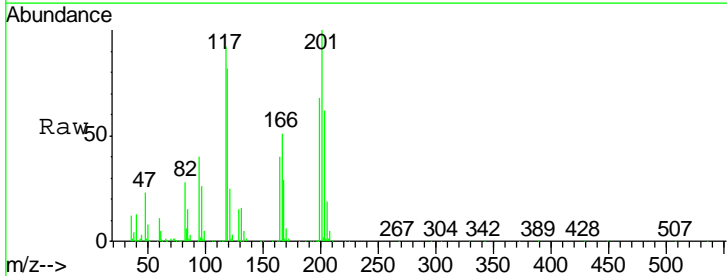
Instrument :  
 BNA\_G  
 ClientSampleId :  
 SSTDCCC040EC

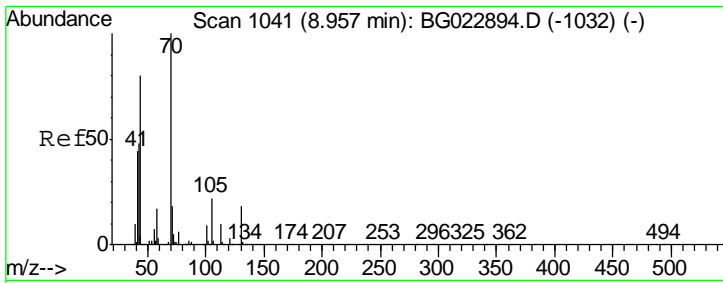
Tgt Ion	Resp	Lower	Upper
107	100		
108	117.8	92.0	138.0
77	61.4	55.8	83.6
79	66.2	55.0	82.6



#18  
 Hexachloroethane  
 Concen: 38.67 ng  
 RT: 9.23 min Scan# 1088  
 Delta R.T. -0.00 min  
 Lab File: BG023183.D  
 Acq: 19 Jul 2016 19:33

Tgt Ion	Resp	Lower	Upper
117	100		
119	88.6	73.7	110.5
201	108.5	88.7	133.1

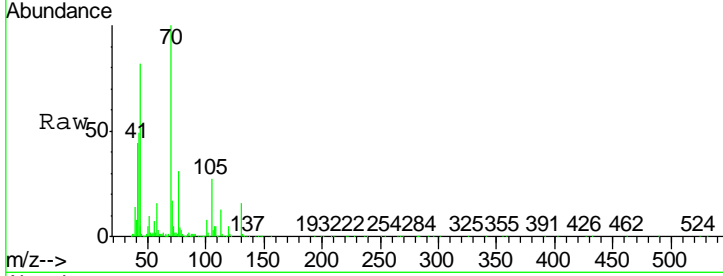





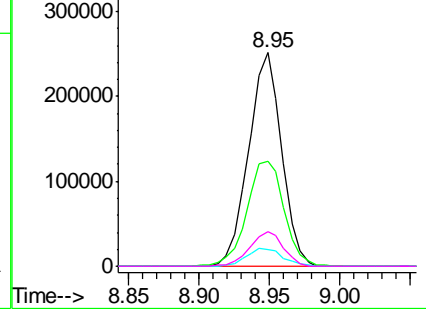
#19  
 n-Nitroso-di-n-propylamine  
 Concen: 38.70 ng  
 RT: 8.95 min Scan# 1040  
 Delta R.T. -0.00 min  
 Lab File: BG023183.D  
 Acq: 19 Jul 2016 19:33

Instrument :  
 BNA\_G  
 ClientSampleId :  
 SSTDCCC040EC

Tgt Ion	Resp	Lower	Upper
70	100		
42	49.3	42.1	63.1
101	7.7	7.2	10.8
130	16.0	14.2	21.2

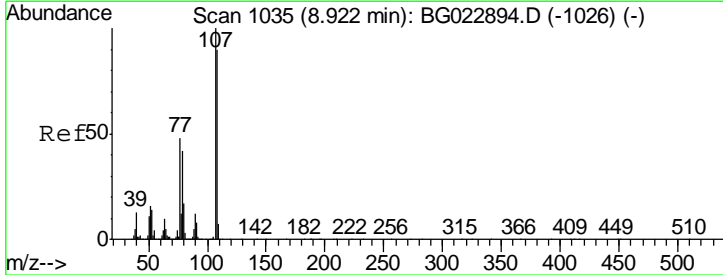


Abundance Ion 70.00 (69.70 to 70.70): BGC  
 Ion 42.00 (41.70 to 42.70): BGC  
 Ion 101.00 (100.70 to 101.70): BGC  
 Ion 130.00 (129.70 to 130.70): BGC


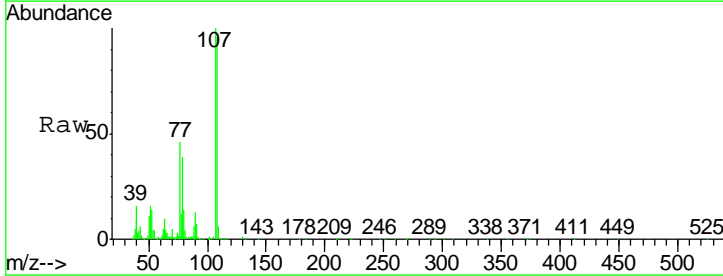
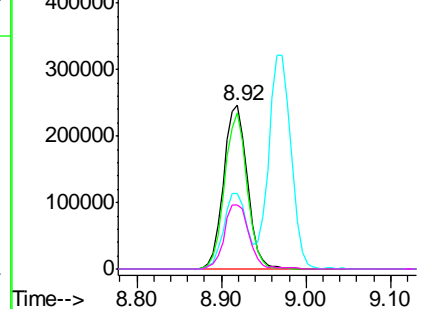


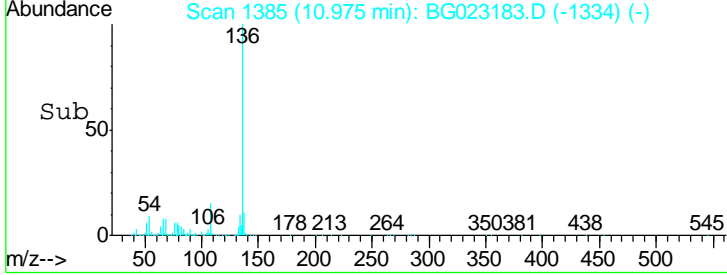
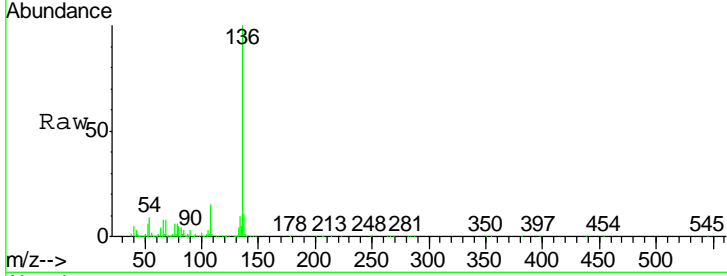
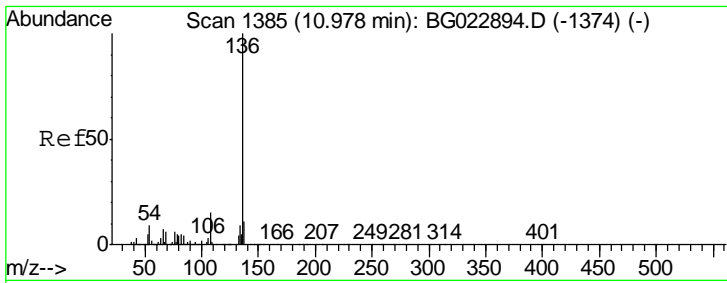
#20  
 3+4-Methylphenols  
 Concen: 43.59 ng  
 RT: 8.92 min Scan# 1035  
 Delta R.T. -0.00 min  
 Lab File: BG023183.D  
 Acq: 19 Jul 2016 19:33

Tgt Ion	Resp	Lower	Upper
107	100		
108	95.3	72.5	112.5
77	46.2	30.1	70.1
79	39.4	24.2	64.2



Abundance Ion 107.00 (106.70 to 107.70): BGC  
 Ion 108.00 (107.70 to 108.70): BGC  
 Ion 77.00 (76.70 to 77.70): BGC  
 Ion 79.00 (78.70 to 79.70): BGC

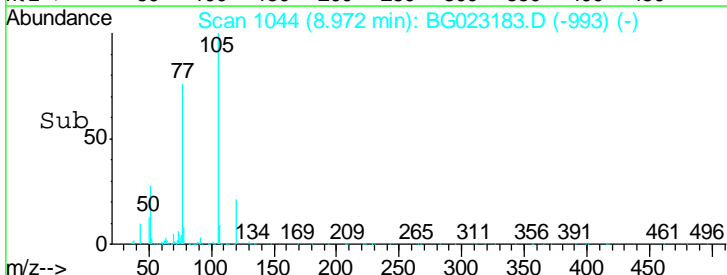

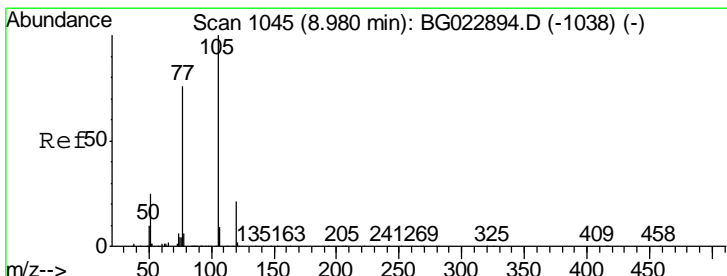
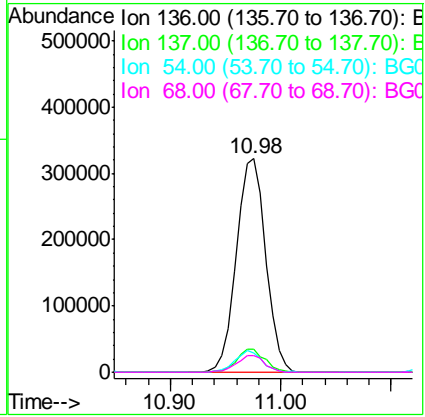




#21  
 Naphthalene-d8  
 Concen: 20.00 ng  
 RT: 10.98 min Scan# 1385  
 Delta R.T. -0.00 min  
 Lab File: BG023183.D  
 Acq: 19 Jul 2016 19:33

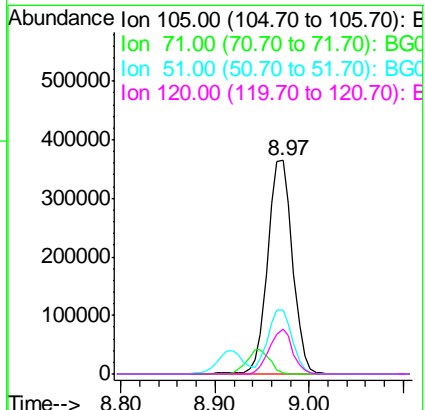
Instrument :  
 BNA\_G  
 ClientSampleID :  
 SSTDCCC040EC

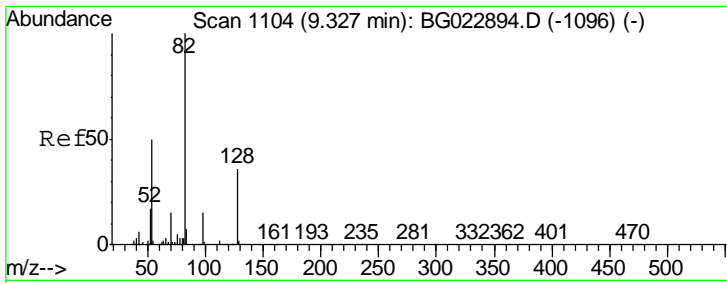
Tgt Ion	Resp	Lower	Upper
136	100		
137	10.7	9.6	14.4
54	8.9	7.3	10.9
68	7.5	5.3	7.9



#22  
 Acetophenone  
 Concen: 37.15 ng  
 RT: 8.97 min Scan# 1044  
 Delta R.T. -0.00 min  
 Lab File: BG023183.D  
 Acq: 19 Jul 2016 19:33

Tgt Ion	Resp	Lower	Upper
105	100		
71	0.7	2.6	3.8#
51	30.0	27.1	40.7
120	21.2	15.1	22.7

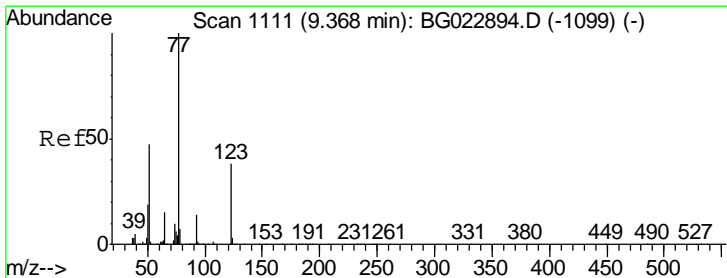
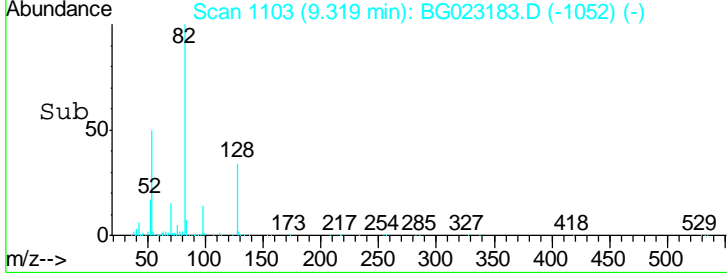
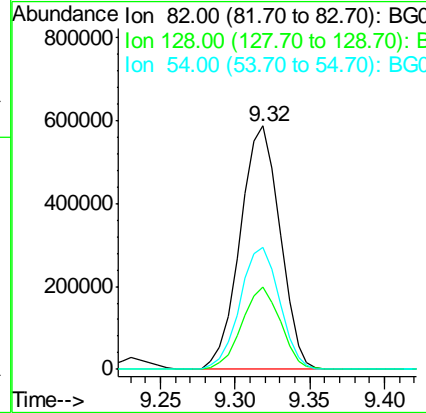
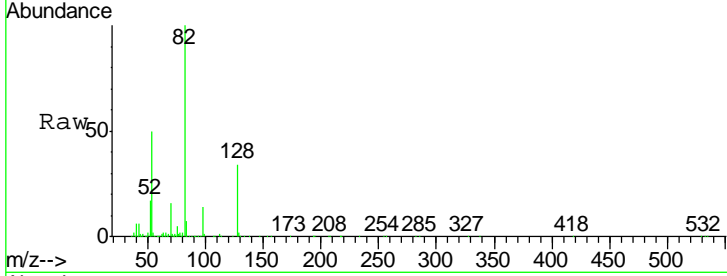




#23  
 Nitrobenzene-d5  
 Concen: 77.54 ng  
 RT: 9.32 min Scan# 1103  
 Delta R.T. -0.00 min  
 Lab File: BG023183.D  
 Acq: 19 Jul 2016 19:33

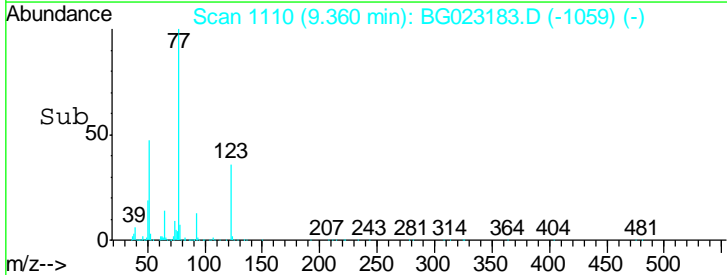
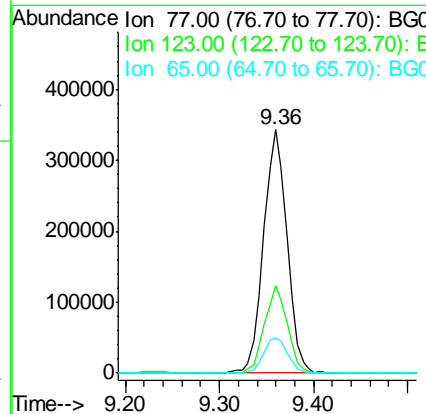
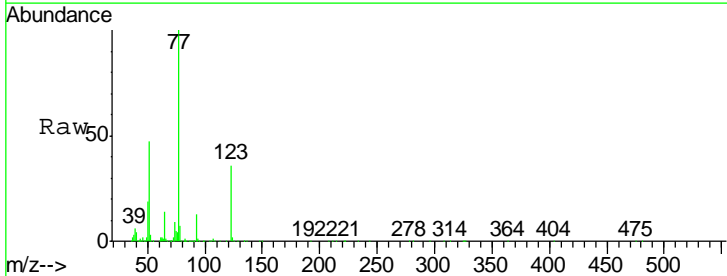
Instrument :  
 BNA\_G  
 ClientSampleID :  
 SSTDCCC040EC

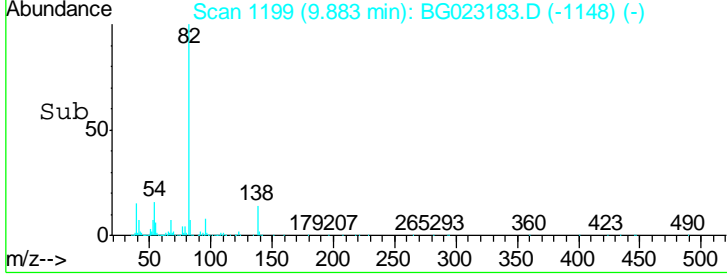
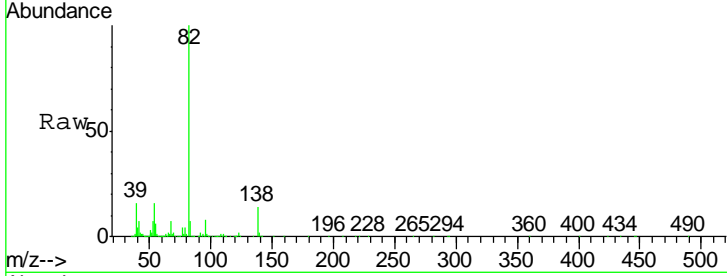
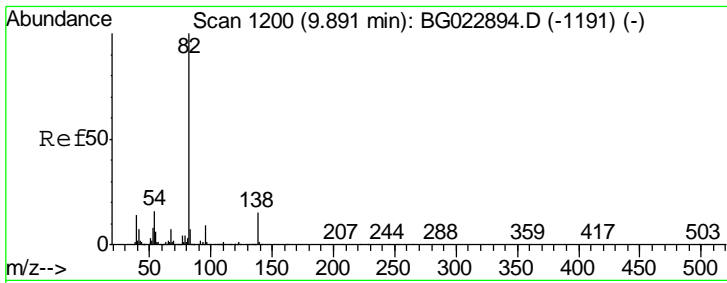
Tgt Ion	Resp	Lower	Upper
82	1087339		
128	33.9	24.4	36.6
54	50.2	41.4	62.0



#24  
 Nitrobenzene  
 Concen: 39.72 ng  
 RT: 9.36 min Scan# 1110  
 Delta R.T. -0.00 min  
 Lab File: BG023183.D  
 Acq: 19 Jul 2016 19:33

Tgt Ion	Resp	Lower	Upper
77	591846		
123	35.8	25.0	37.6
65	14.3	13.4	20.0

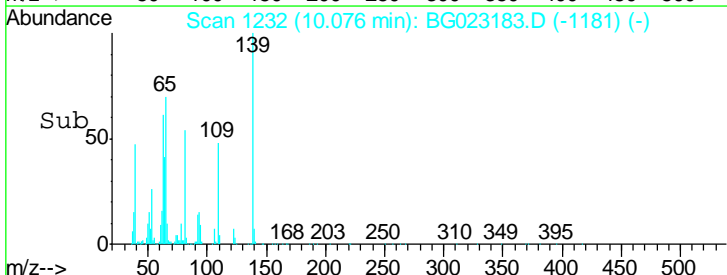
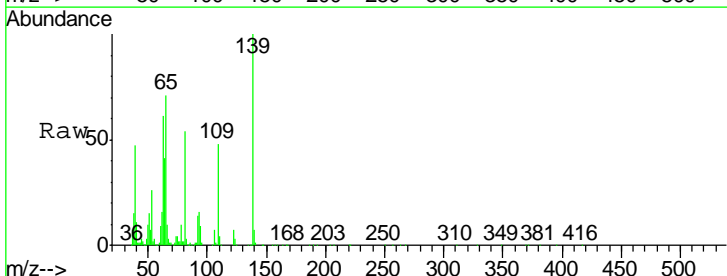
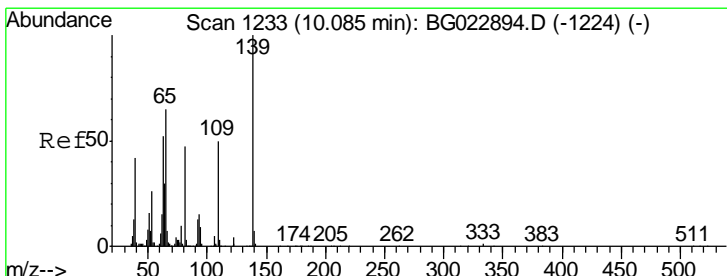
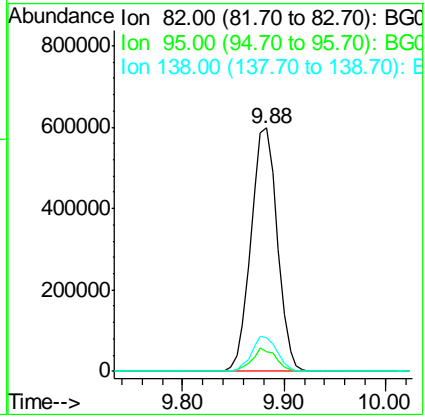




#25  
 Isophorone  
 Concen: 38.20 ng  
 RT: 9.88 min Scan# 1199  
 Delta R.T. -0.00 min  
 Lab File: BG023183.D  
 Acq: 19 Jul 2016 19:33

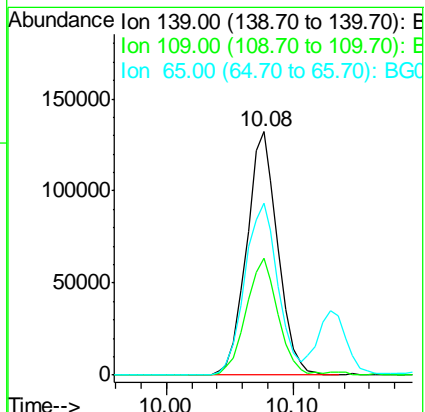
Instrument :  
 BNA\_G  
 ClientSampleId :  
 SSTDCCC040EC

Tgt Ion	Resp	Lower	Upper
82	1077241		
95	8.2	8.2	12.2
138	14.1	10.7	16.1

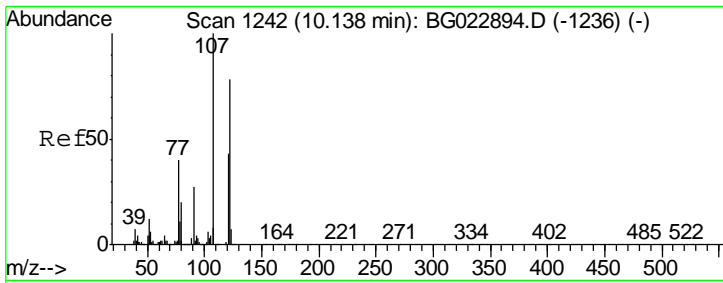


#26  
 2-Nitrophenol  
 Concen: 38.59 ng  
 RT: 10.08 min Scan# 1232  
 Delta R.T. -0.00 min  
 Lab File: BG023183.D  
 Acq: 19 Jul 2016 19:33

Tgt Ion	Resp	Lower	Upper
139	225615		
109	48.0	43.5	65.3
65	70.6	64.3	96.5



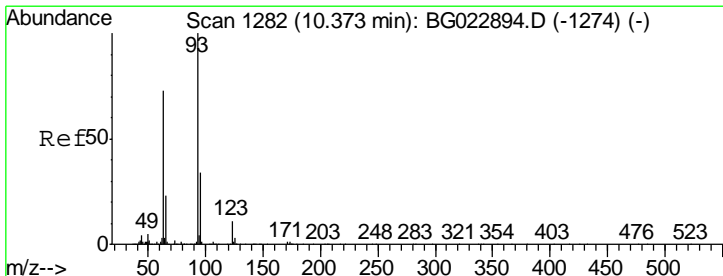
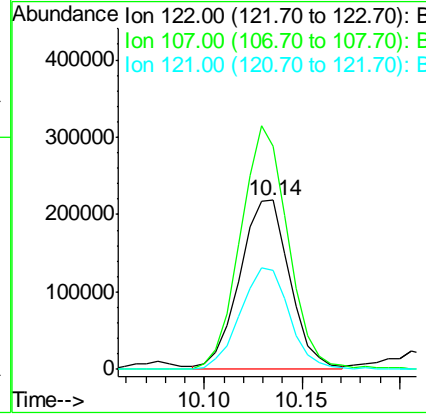
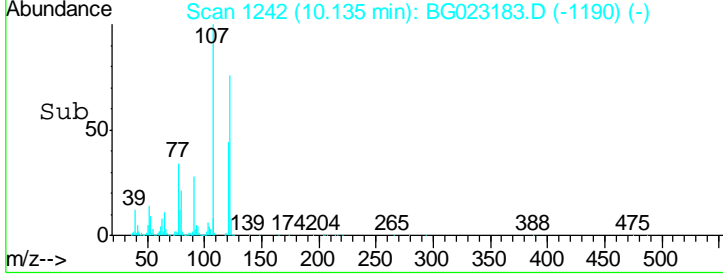
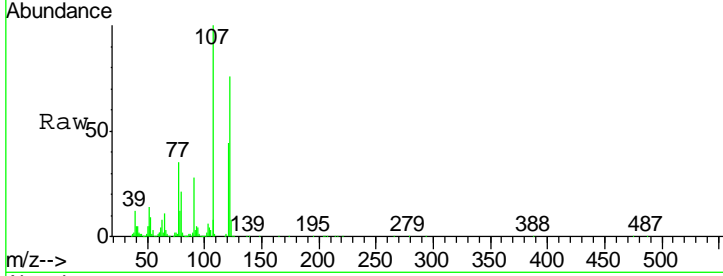




#27  
 2,4-Dimethylphenol  
 Concen: 38.21 ng  
 RT: 10.14 min Scan# 1242  
 Delta R.T. 0.01 min  
 Lab File: BG023183.D  
 Acq: 19 Jul 2016 19:33

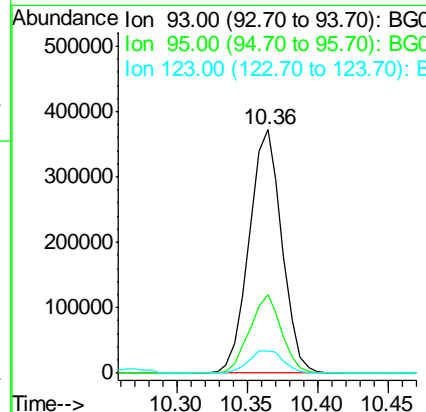
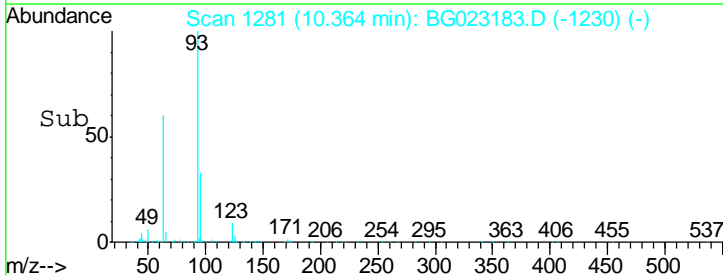
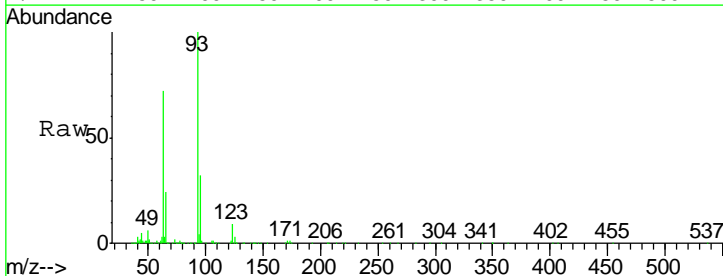
Instrument :  
 BNA\_G  
 ClientSampleId :  
 SSTDCCC040EC

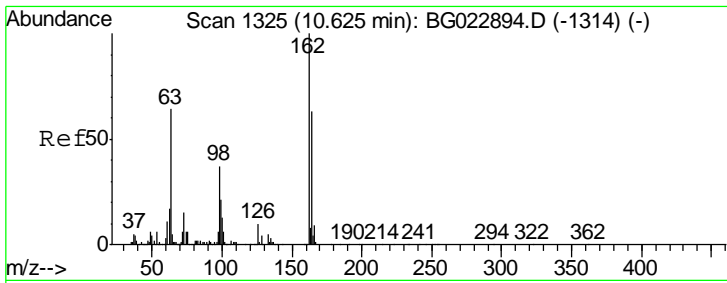
Tgt Ion	Resp	Lower	Upper
122	386206		
107	132.1	117.0	175.4
121	58.2	50.1	75.1



#28  
 bis(2-Chloroethoxy)methane  
 Concen: 38.48 ng  
 RT: 10.36 min Scan# 1281  
 Delta R.T. -0.00 min  
 Lab File: BG023183.D  
 Acq: 19 Jul 2016 19:33

Tgt Ion	Resp	Lower	Upper
93	605186		
95	32.4	25.4	38.2
123	9.3	8.2	12.2

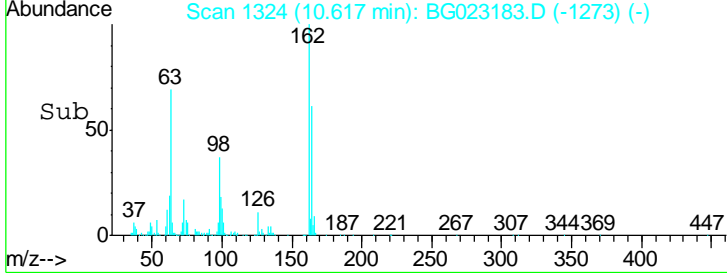
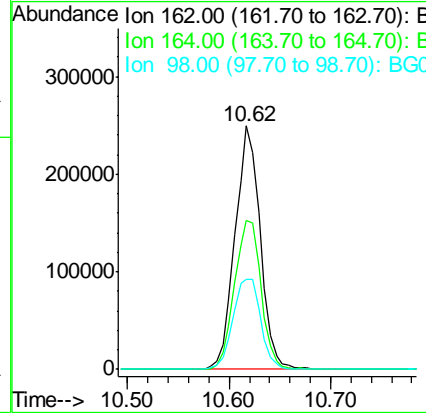
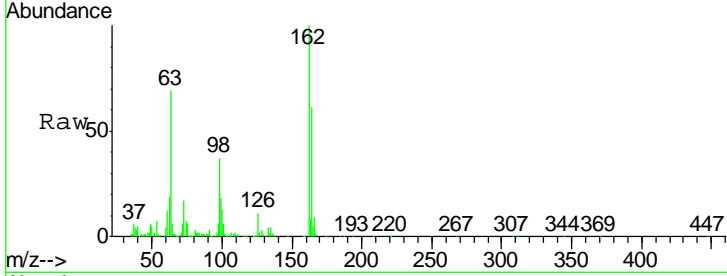




#29  
 2,4-Dichlorophenol  
 Concen: 39.83 ng  
 RT: 10.62 min Scan# 1324  
 Delta R.T. -0.00 min  
 Lab File: BG023183.D  
 Acq: 19 Jul 2016 19:33

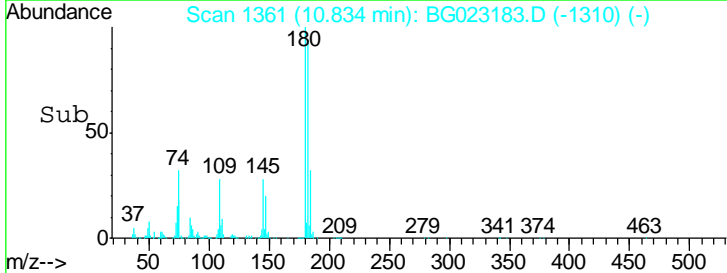
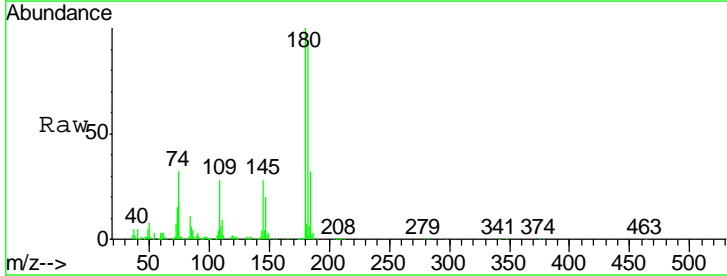
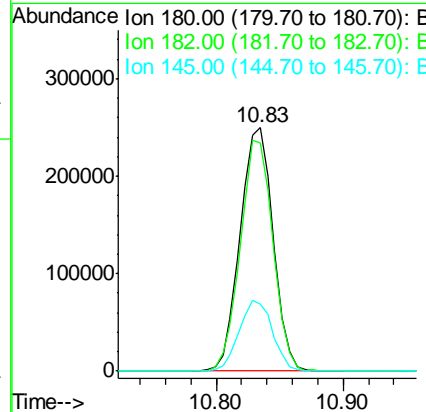
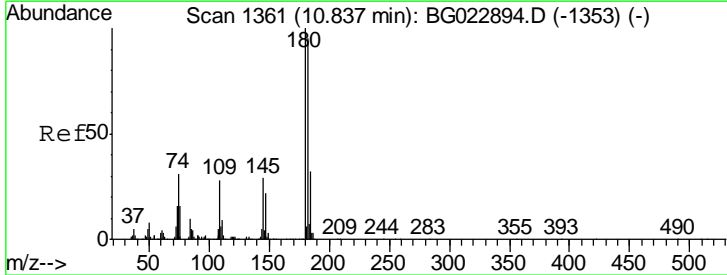
Instrument :  
 BNA\_G  
 ClientSampleId :  
 SSTDCCC040EC

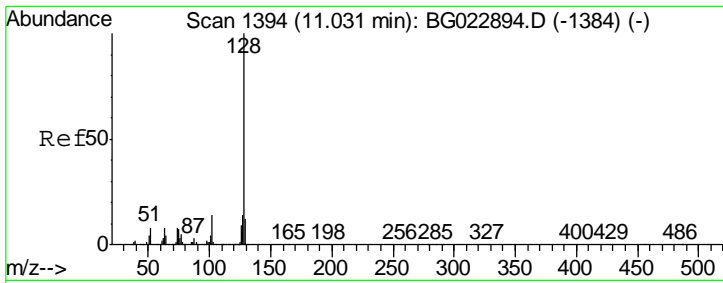
Tgt Ion	Resp	Lower	Upper
162	100		
164	61.2	44.3	84.3
98	37.0	19.5	59.5



#30  
 1,2,4-Trichlorobenzene  
 Concen: 36.36 ng  
 RT: 10.83 min Scan# 1361  
 Delta R.T. -0.00 min  
 Lab File: BG023183.D  
 Acq: 19 Jul 2016 19:33

Tgt Ion	Resp	Lower	Upper
180	100		
182	93.6	73.8	110.8
145	27.7	24.4	36.6

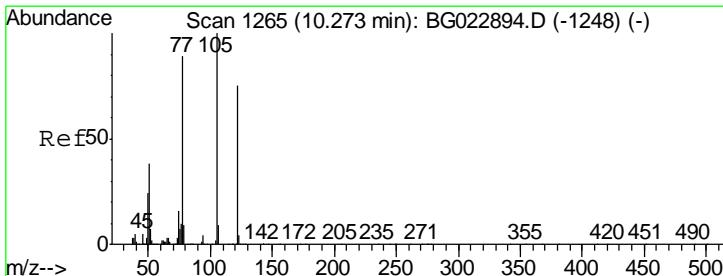
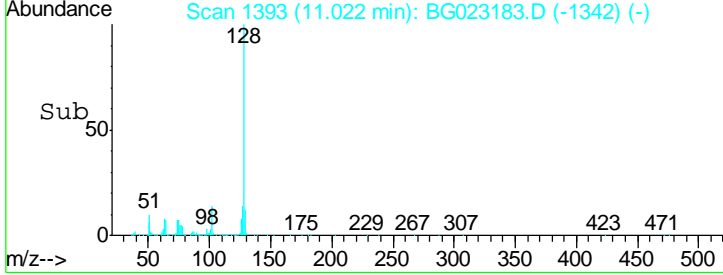
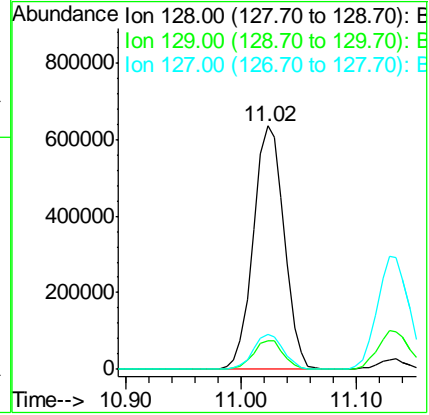
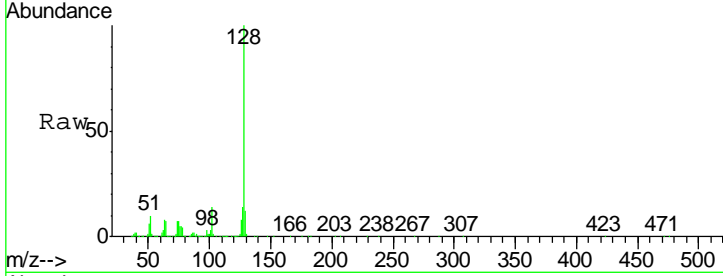




#31  
 Naphthalene  
 Concen: 38.64 ng  
 RT: 11.02 min Scan# 1393  
 Delta R.T. -0.00 min  
 Lab File: BG023183.D  
 Acq: 19 Jul 2016 19:33

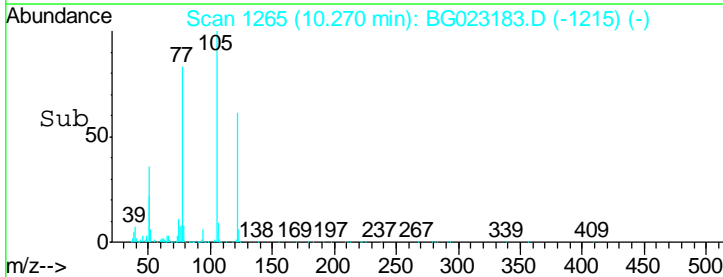
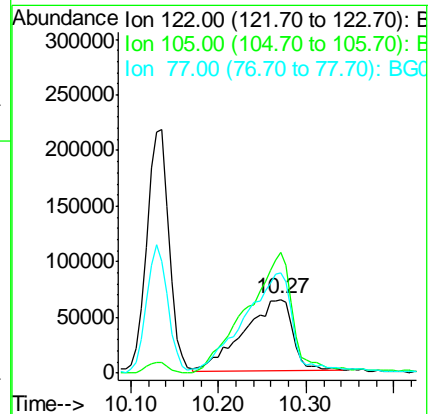
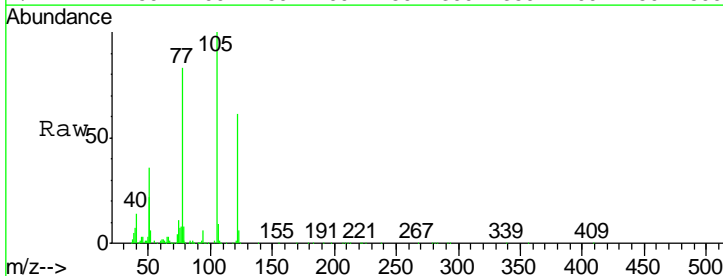
Instrument :  
 BNA\_G  
 ClientSampleId :  
 SSTDCCC040EC

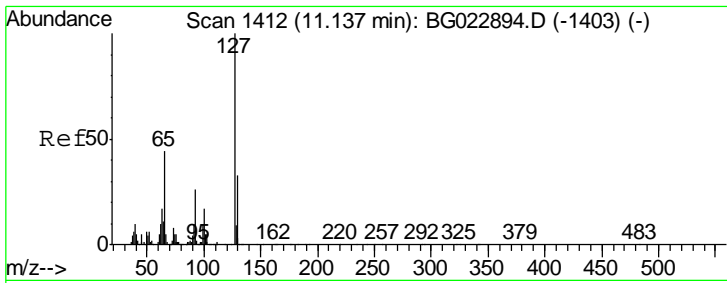
Tgt Ion	Resp	Lower	Upper
128	1180932		
129	11.6	9.4	14.0
127	14.4	11.3	16.9



#32  
 Benzoic acid  
 Concen: 27.13 ng  
 RT: 10.27 min Scan# 1265  
 Delta R.T. -0.01 min  
 Lab File: BG023183.D  
 Acq: 19 Jul 2016 19:33

Tgt Ion	Resp	Lower	Upper
122	249438		
105	163.1	117.2	157.2#
77	135.4	109.2	149.2

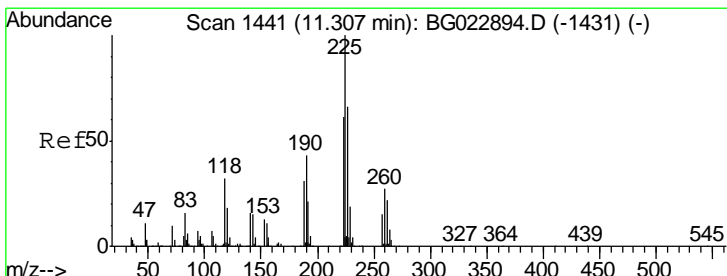
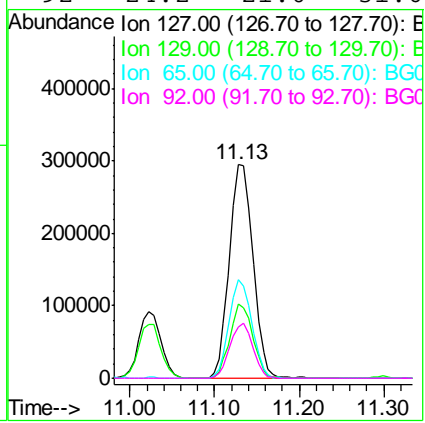
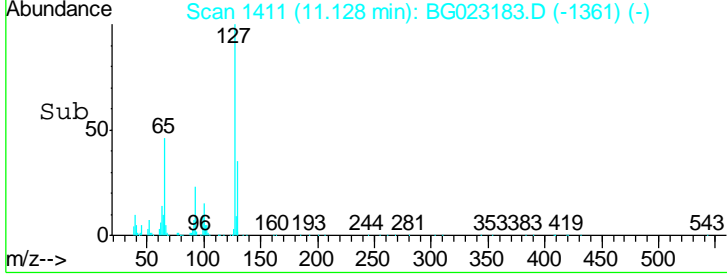
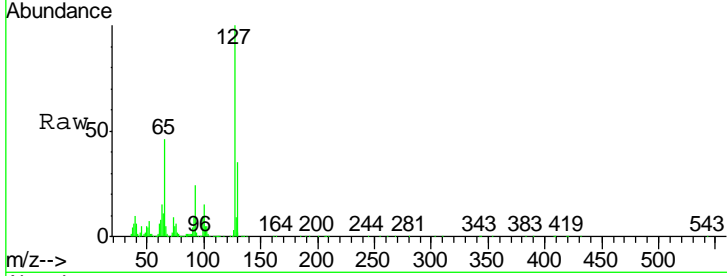




#33  
 4-Chloroaniline  
 Concen: 38.19 ng  
 RT: 11.13 min Scan# 1411  
 Delta R.T. -0.01 min  
 Lab File: BG023183.D  
 Acq: 19 Jul 2016 19:33

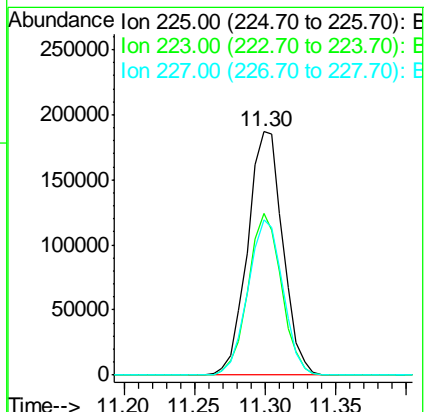
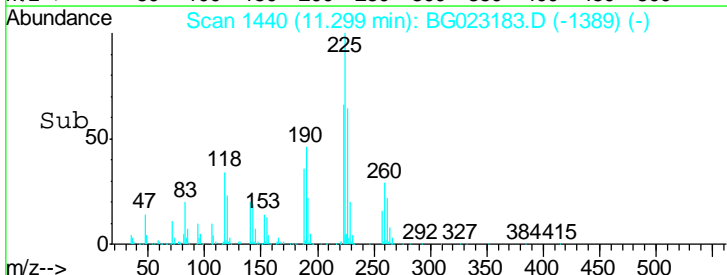
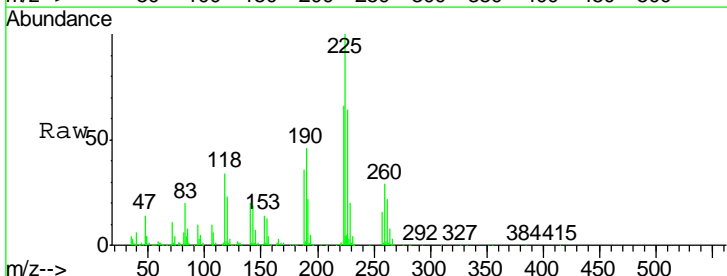
Instrument :  
 BNA\_G  
 ClientSampleId :  
 SSTDCCC040EC

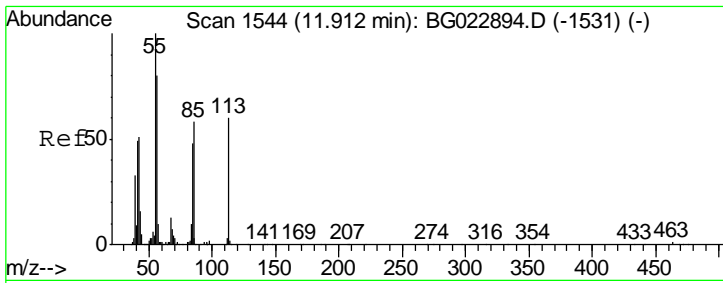
Tgt Ion	Resp	Lower	Upper
127	100		
129	34.7	27.9	41.9
65	46.0	36.8	55.2
92	24.2	21.0	31.6



#34  
 Hexachlorobutadiene  
 Concen: 32.67 ng  
 RT: 11.30 min Scan# 1440  
 Delta R.T. -0.00 min  
 Lab File: BG023183.D  
 Acq: 19 Jul 2016 19:33

Tgt Ion	Resp	Lower	Upper
225	100		
223	66.4	49.6	74.4
227	63.6	54.5	81.7

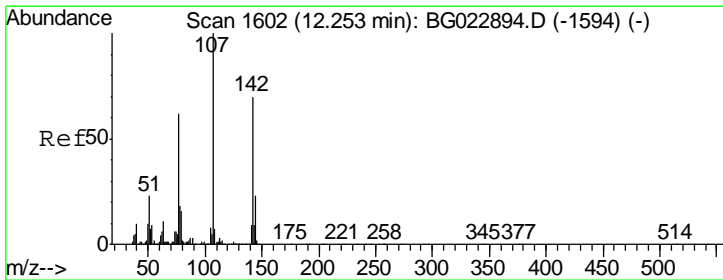
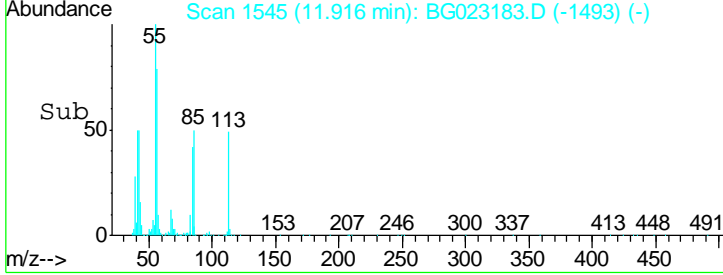
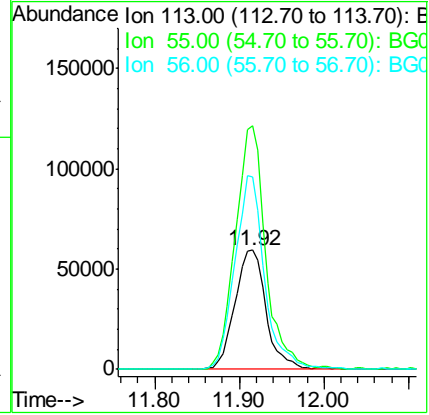
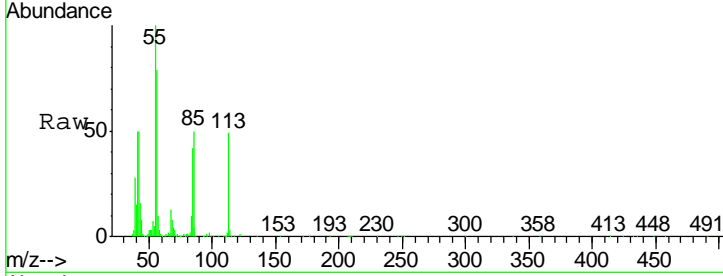




#35  
 Caprolactam  
 Concen: 34.08 ng  
 RT: 11.92 min Scan# 1545  
 Delta R.T. 0.01 min  
 Lab File: BG023183.D  
 Acq: 19 Jul 2016 19:33

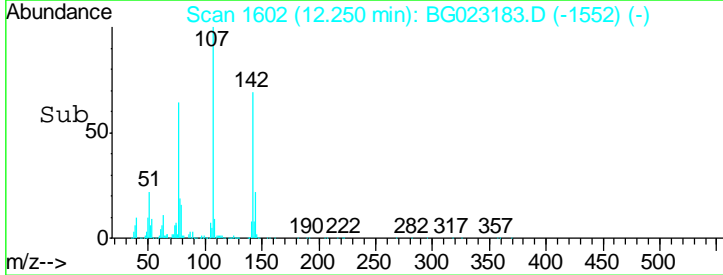
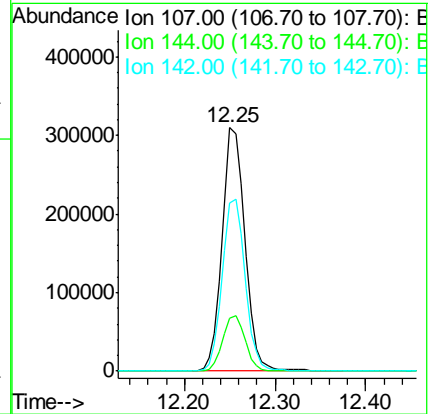
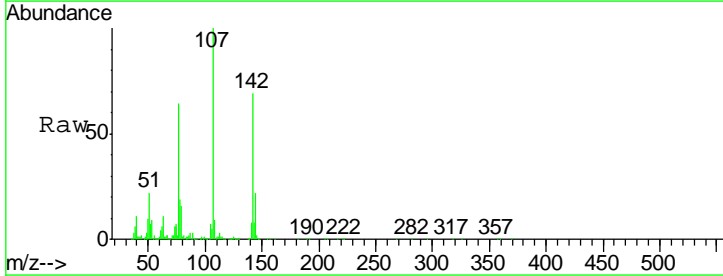
Instrument :  
 BNA\_G  
 ClientSampleId :  
 SSTDCCC040EC

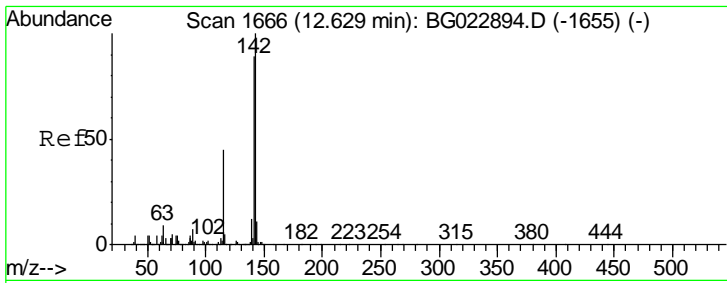
Tgt Ion	Resp	Lower	Upper
113	151140		
55	204.2	154.5	194.5#
56	161.9	125.1	165.1



#36  
 4-Chloro-3-methylphenol  
 Concen: 36.69 ng  
 RT: 12.25 min Scan# 1602  
 Delta R.T. -0.01 min  
 Lab File: BG023183.D  
 Acq: 19 Jul 2016 19:33

Tgt Ion	Resp	Lower	Upper
107	540843		
144	21.6	17.0	25.6
142	69.3	53.0	79.6

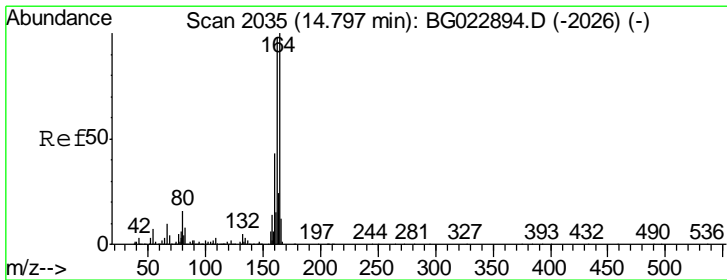
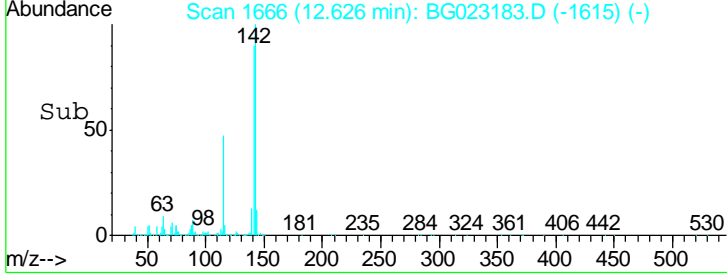
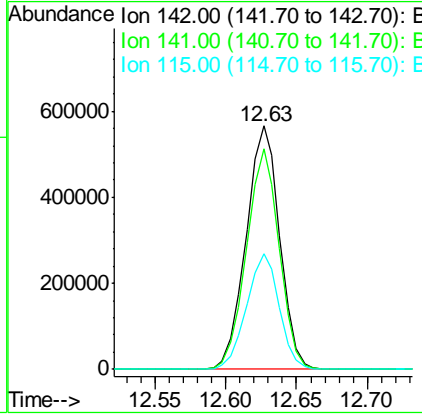
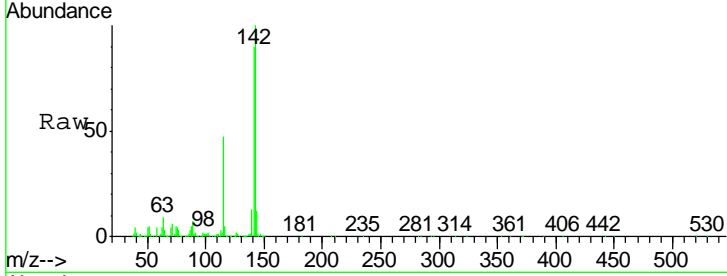




#37  
 2-Methylnaphthalene  
 Concen: 38.99 ng  
 RT: 12.63 min Scan# 1666  
 Delta R.T. -0.00 min  
 Lab File: BG023183.D  
 Acq: 19 Jul 2016 19:33

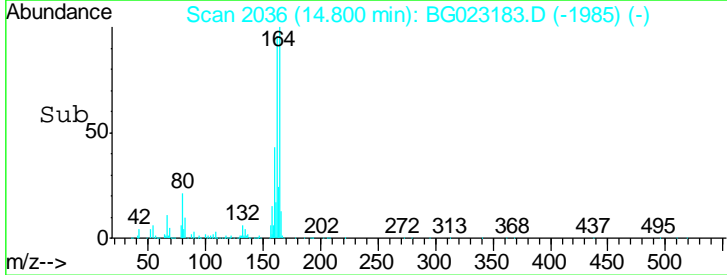
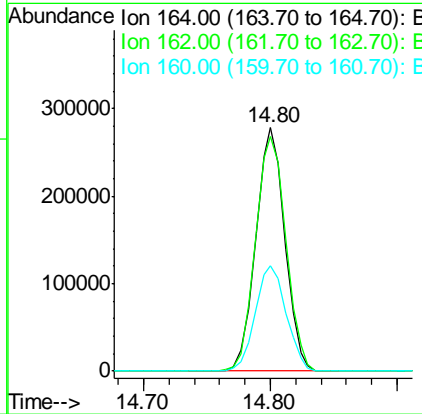
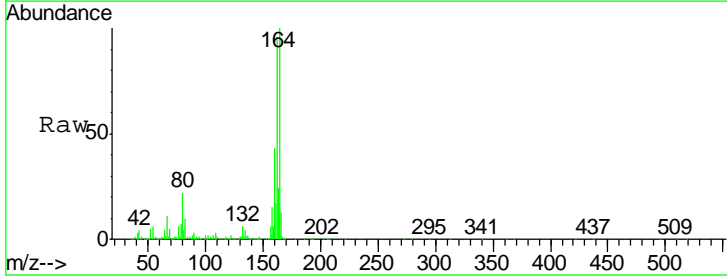
Instrument :  
 BNA\_G  
 ClientSampleID :  
 SSTDCCC040EC

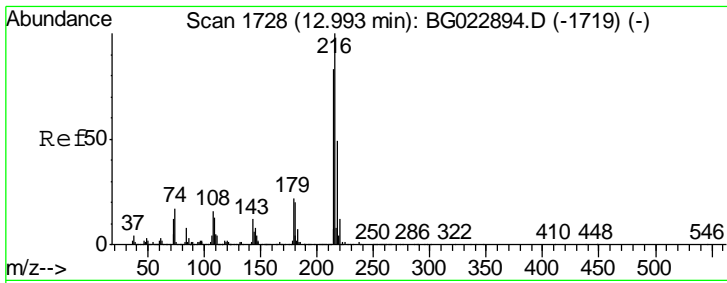
Tgt Ion	Resp	Ion Ratio	Lower	Upper
142	941995	100		
141		90.5	70.2	105.2
115		47.5	41.7	62.5



#38  
 Acenaphthene-d10  
 Concen: 20.00 ng  
 RT: 14.80 min Scan# 2036  
 Delta R.T. -0.00 min  
 Lab File: BG023183.D  
 Acq: 19 Jul 2016 19:33

Tgt Ion	Resp	Ion Ratio	Lower	Upper
164	441531	100		
162		96.4	87.7	131.5
160		43.1	37.2	55.8

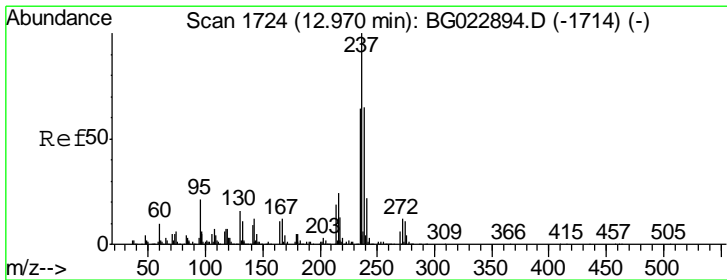
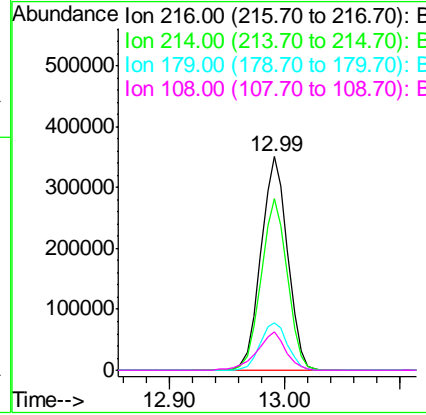
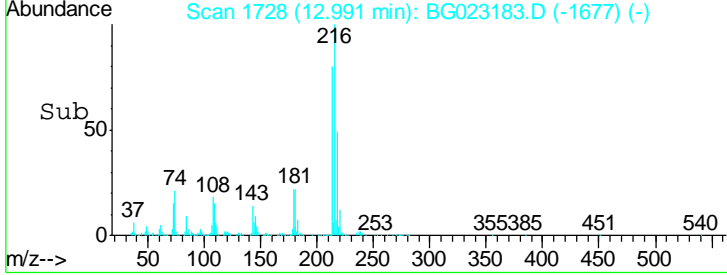
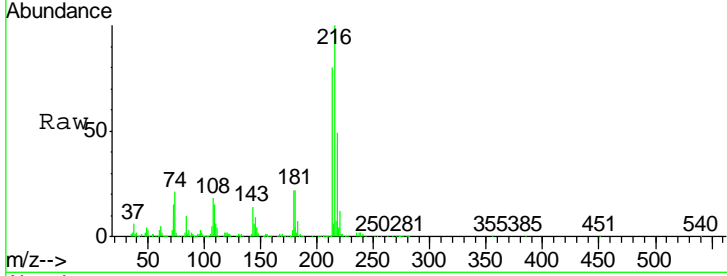




#39  
 1,2,4,5-Tetrachlorobenzene  
 Concen: 29.61 ng  
 RT: 12.99 min Scan# 1728  
 Delta R.T. -0.00 min  
 Lab File: BG023183.D  
 Acq: 19 Jul 2016 19:33

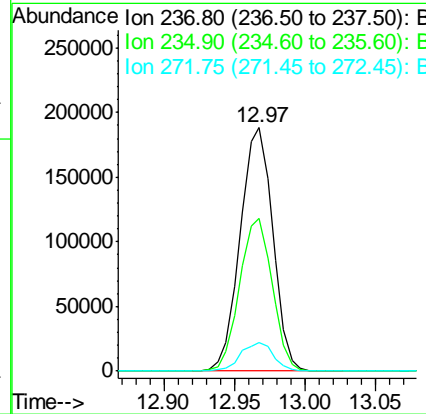
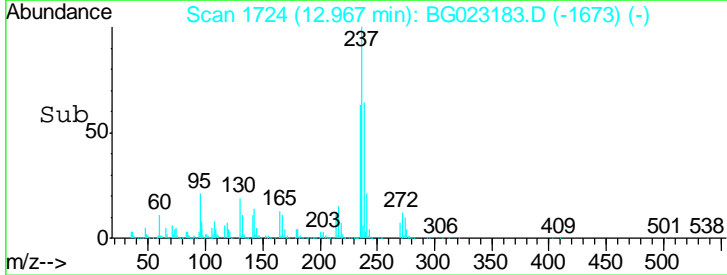
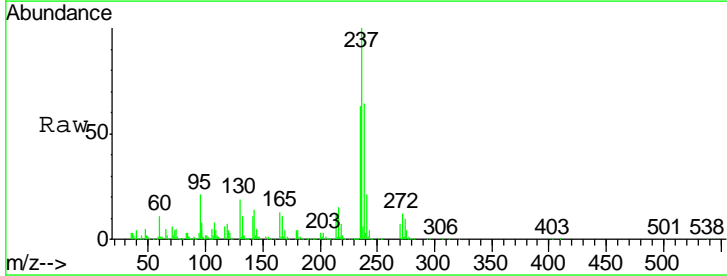
Instrument :  
 BNA\_G  
 ClientSampled :  
 SSTDCCC040EC

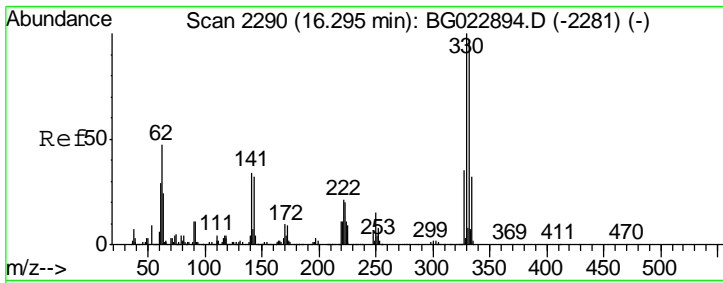
Tgt Ion	Resp	Lower	Upper
216	100		
214	78.8	62.9	94.3
179	22.7	17.2	25.8
108	19.3	16.3	24.5



#40  
 Hexachlorocyclopentadiene  
 Concen: 27.78 ng  
 RT: 12.97 min Scan# 1724  
 Delta R.T. -0.00 min  
 Lab File: BG023183.D  
 Acq: 19 Jul 2016 19:33

Tgt Ion	Resp	Lower	Upper
237	100		
235	62.5	43.1	83.1
272	11.6	0.0	30.9

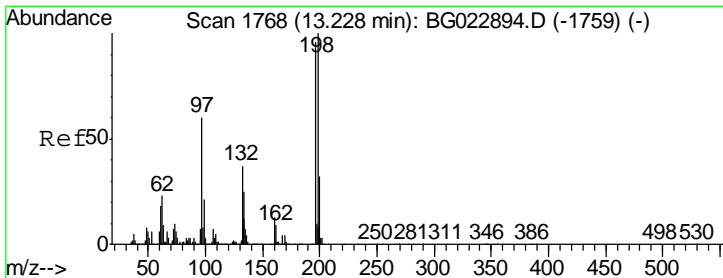
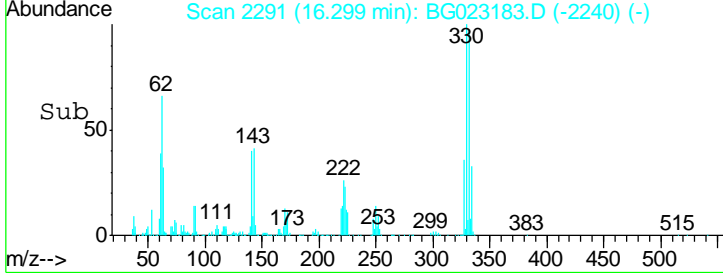
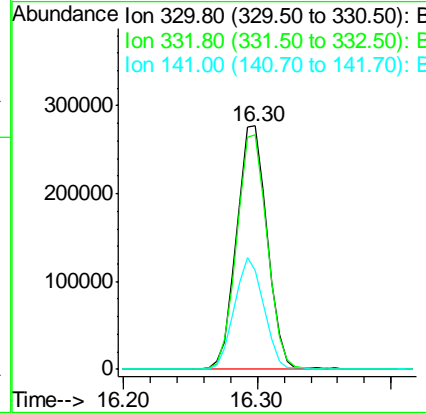
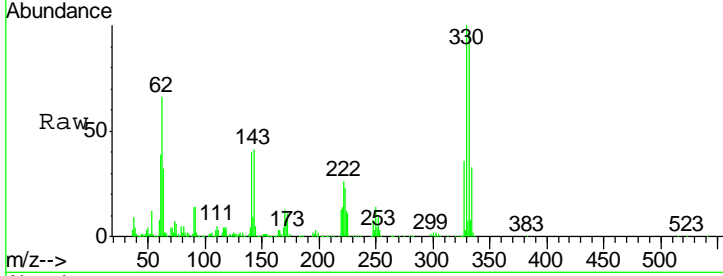




#41  
 2,4,6-Tribromophenol  
 Concen: 55.62 ng  
 RT: 16.30 min Scan# 2291  
 Delta R.T. -0.00 min  
 Lab File: BG023183.D  
 Acq: 19 Jul 2016 19:33

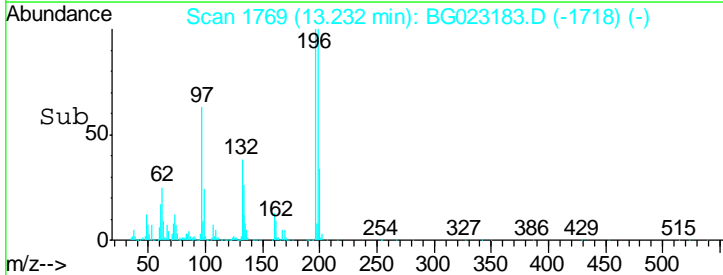
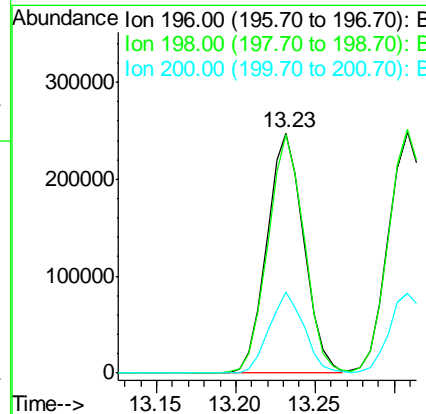
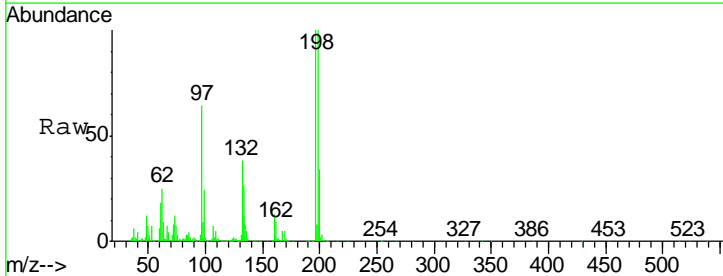
Instrument :  
 BNA\_G  
 ClientSampleId :  
 SSTDCCC040EC

Tgt Ion	Resp	Lower	Upper
330	100		
332	96.5	77.4	116.2
141	44.5	31.7	47.5

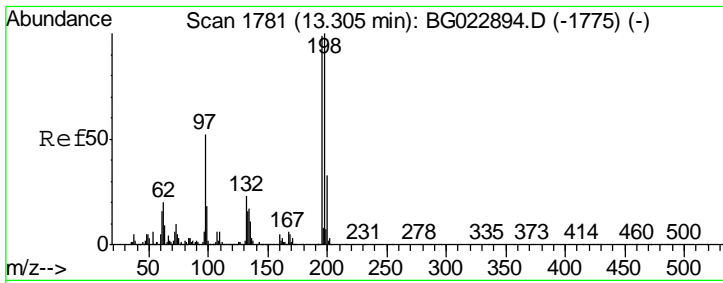


#42  
 2,4,6-Trichlorophenol  
 Concen: 36.55 ng  
 RT: 13.23 min Scan# 1769  
 Delta R.T. -0.00 min  
 Lab File: BG023183.D  
 Acq: 19 Jul 2016 19:33

Tgt Ion	Resp	Lower	Upper
196	100		
198	99.6	78.2	117.2
200	34.0	27.0	40.4



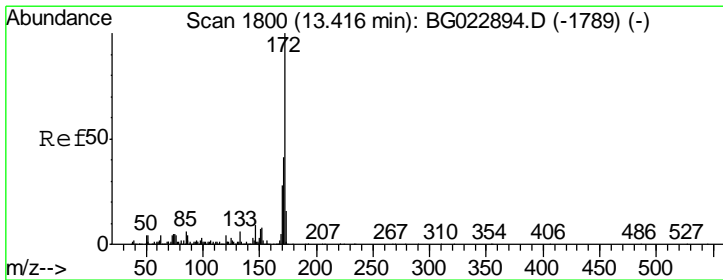
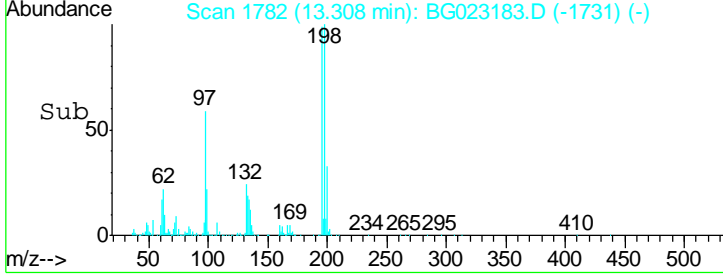
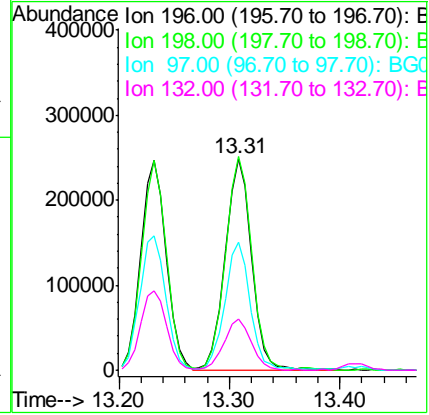
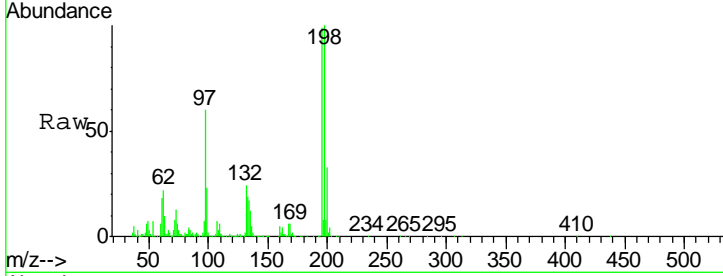




#43  
 2,4,5-Trichlorophenol  
 Concen: 36.82 ng  
 RT: 13.31 min Scan# 1782  
 Delta R.T. -0.00 min  
 Lab File: BG023183.D  
 Acq: 19 Jul 2016 19:33

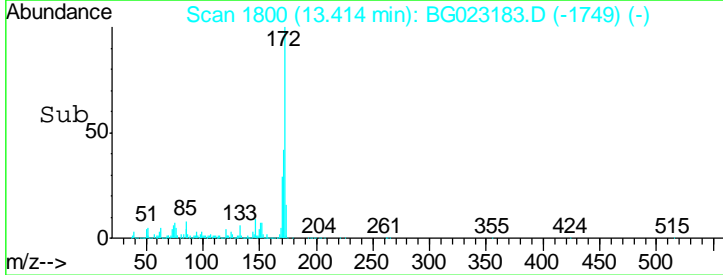
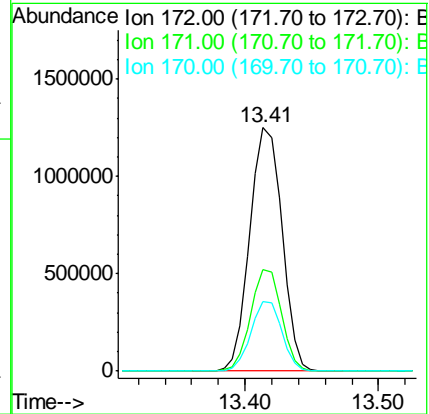
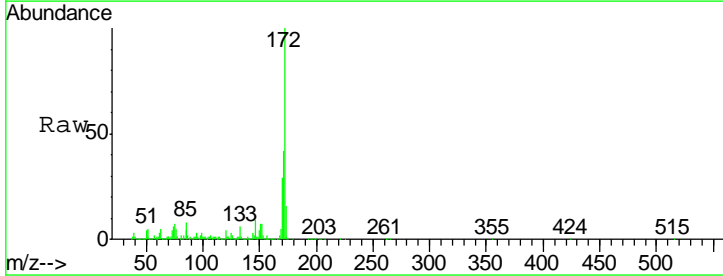
Instrument :  
 BNA\_G  
 ClientSampleID :  
 SSTDCCC040EC

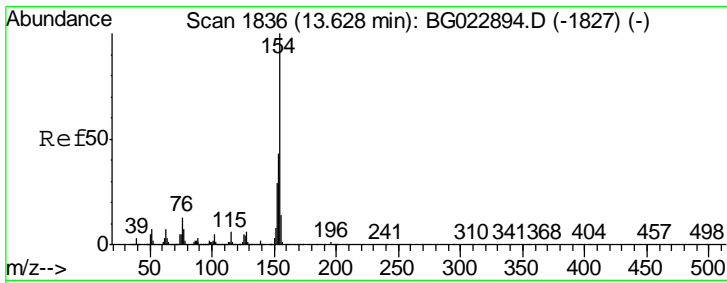
Tgt Ion	Resp	Lower	Upper
196	100		
198	101.0	85.7	128.5
97	60.3	45.5	68.3
132	24.0	18.9	28.3



#44  
 2-Fluorobiphenyl  
 Concen: 74.29 ng  
 RT: 13.41 min Scan# 1800  
 Delta R.T. -0.00 min  
 Lab File: BG023183.D  
 Acq: 19 Jul 2016 19:33

Tgt Ion	Resp	Lower	Upper
172	100		
171	41.9	31.6	47.4
170	28.6	21.3	31.9

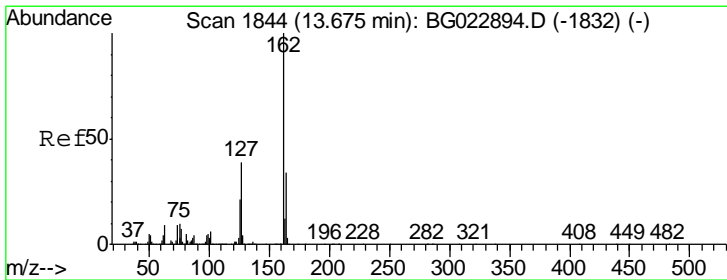
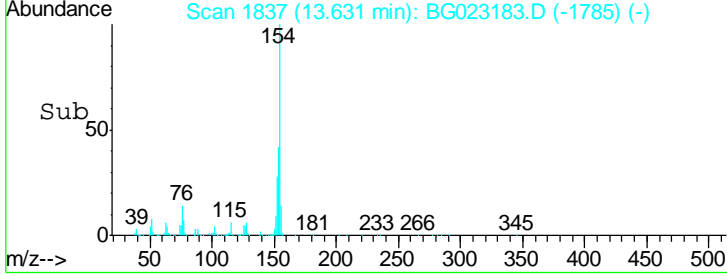
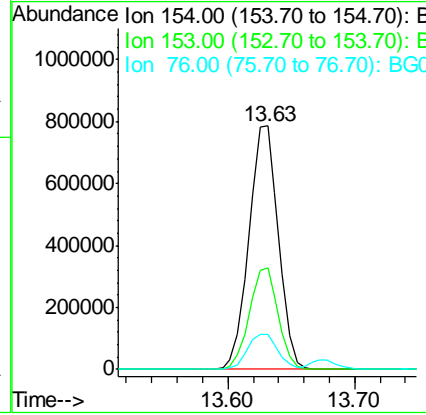
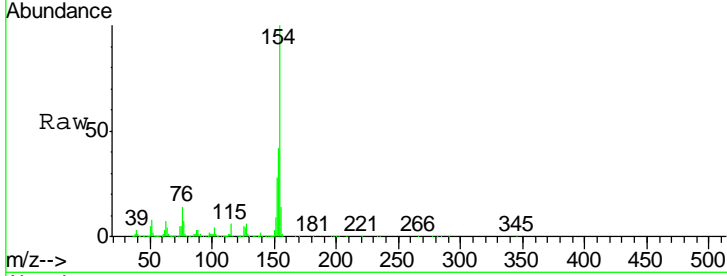




#45  
 1,1'-Biphenyl  
 Concen: 38.24 ng  
 RT: 13.63 min Scan# 1837  
 Delta R.T. 0.01 min  
 Lab File: BG023183.D  
 Acq: 19 Jul 2016 19:33

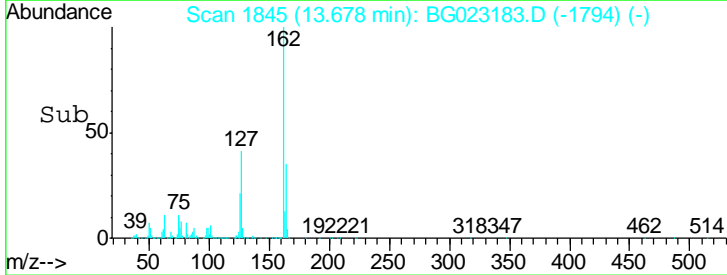
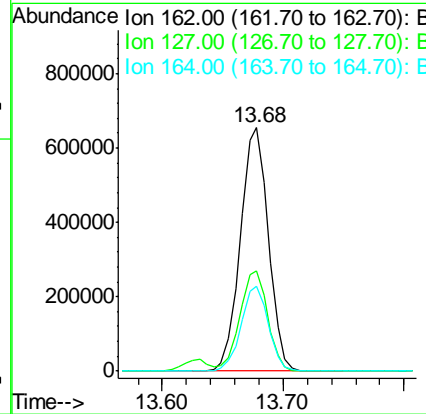
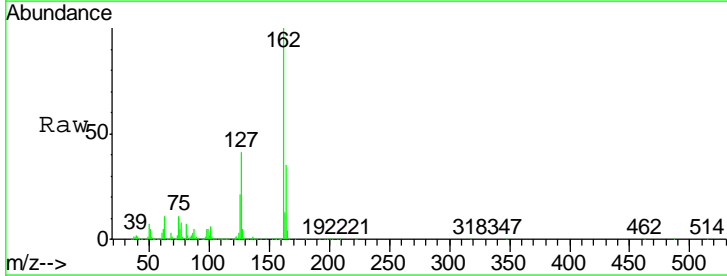
Instrument :  
 BNA\_G  
 ClientSampled :  
 SSTDCCC040EC

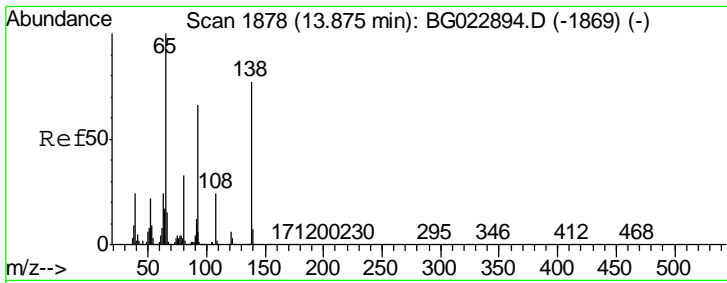
Tgt Ion	Resp	Lower	Upper
154	1266690		
153	41.8	20.2	60.2
76	14.4	0.0	32.9



#46  
 2-Chloronaphthalene  
 Concen: 39.31 ng  
 RT: 13.68 min Scan# 1845  
 Delta R.T. -0.00 min  
 Lab File: BG023183.D  
 Acq: 19 Jul 2016 19:33

Tgt Ion	Resp	Lower	Upper
162	1056446		
127	40.9	32.4	48.6
164	34.7	25.2	37.8

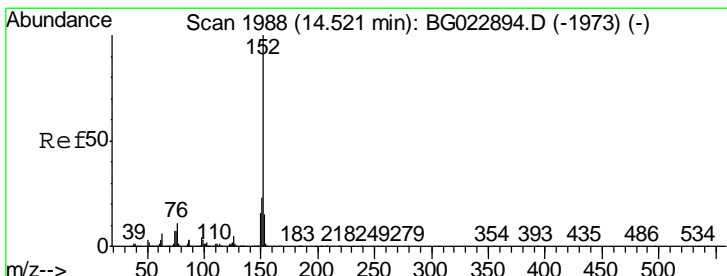
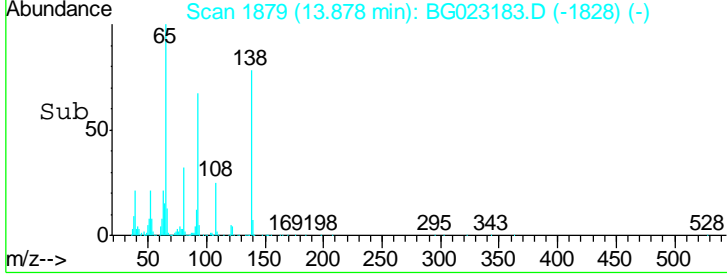
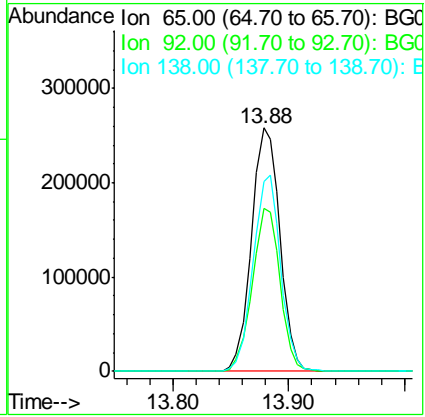
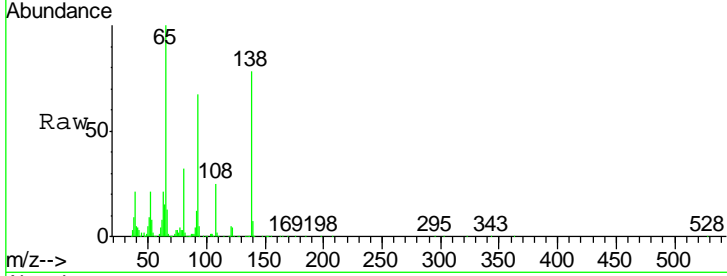




#47  
 2-Nitroaniline  
 Concen: 38.77 ng  
 RT: 13.88 min Scan# 1879  
 Delta R.T. -0.00 min  
 Lab File: BG023183.D  
 Acq: 19 Jul 2016 19:33

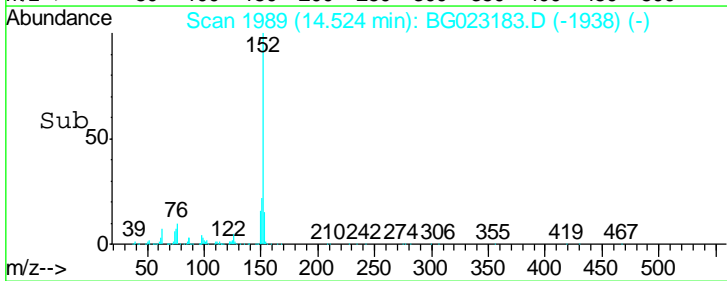
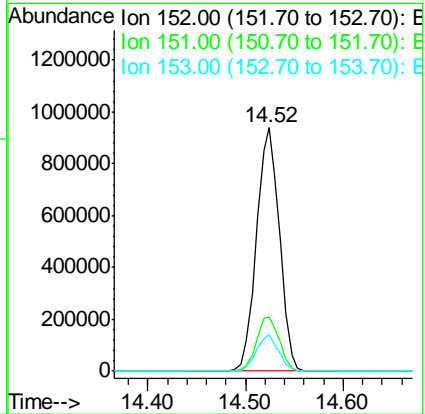
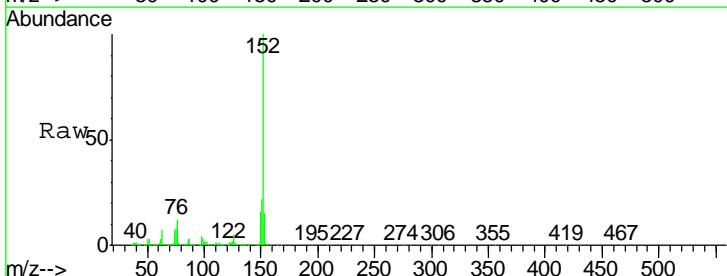
Instrument :  
 BNA\_G  
 ClientSampleId :  
 SSTDCCC040EC

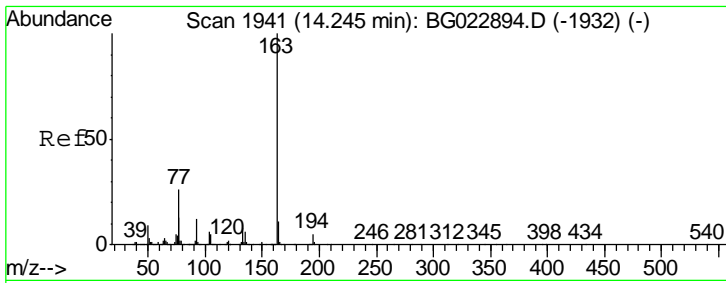
Tgt Ion	Resp	Lower	Upper
65	100		
92	66.9	49.4	74.0
138	78.1	58.0	87.0



#48  
 Acenaphthylene  
 Concen: 38.52 ng  
 RT: 14.52 min Scan# 1989  
 Delta R.T. -0.00 min  
 Lab File: BG023183.D  
 Acq: 19 Jul 2016 19:33

Tgt Ion	Resp	Lower	Upper
152	100		
151	22.1	17.6	26.4
153	15.0	11.4	17.2

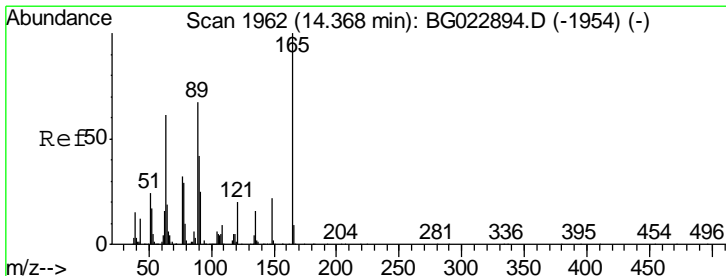
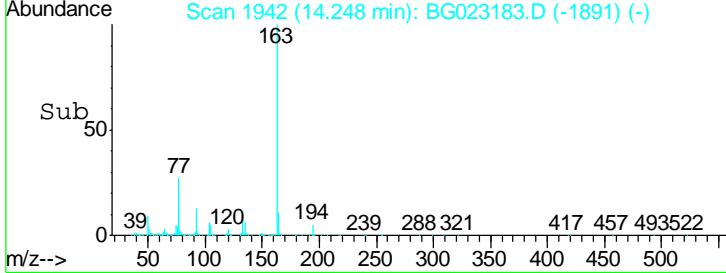
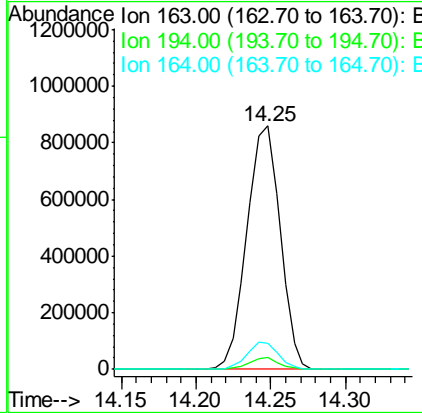
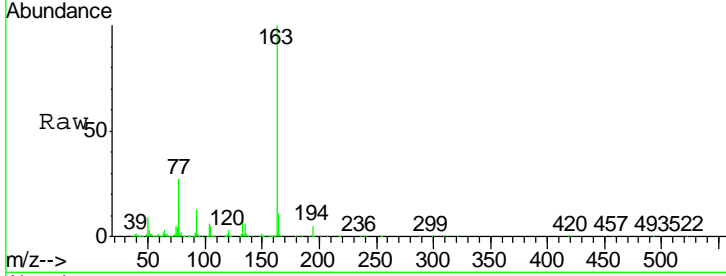




#49  
 Dimethylphthalate  
 Concen: 36.67 ng  
 RT: 14.25 min Scan# 1942  
 Delta R.T. -0.00 min  
 Lab File: BG023183.D  
 Acq: 19 Jul 2016 19:33

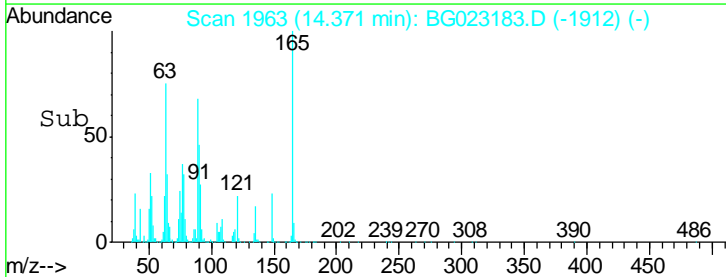
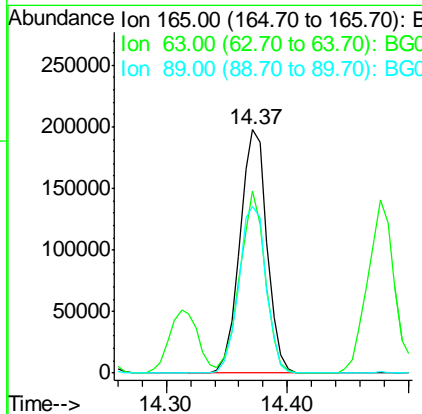
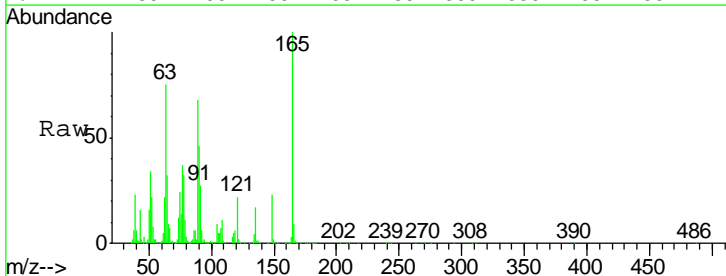
Instrument :  
 BNA\_G  
 ClientSampleId :  
 SSTDCCC040EC

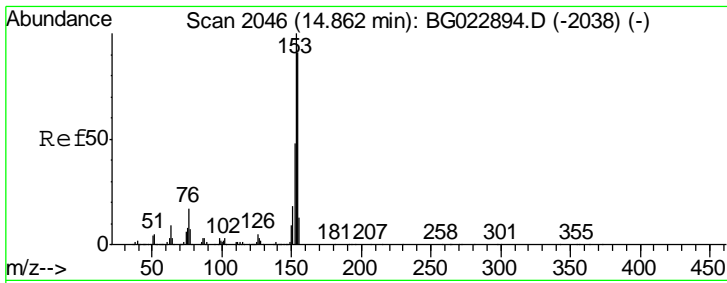
Tgt Ion	Resp	Lower	Upper
163	1322593		
194	4.8	3.6	5.4
164	10.8	8.1	12.1



#50  
 2,6-Dinitrotoluene  
 Concen: 38.05 ng  
 RT: 14.37 min Scan# 1963  
 Delta R.T. -0.00 min  
 Lab File: BG023183.D  
 Acq: 19 Jul 2016 19:33

Tgt Ion	Resp	Lower	Upper
165	308429		
63	74.7	64.3	96.5
89	68.3	64.3	96.5

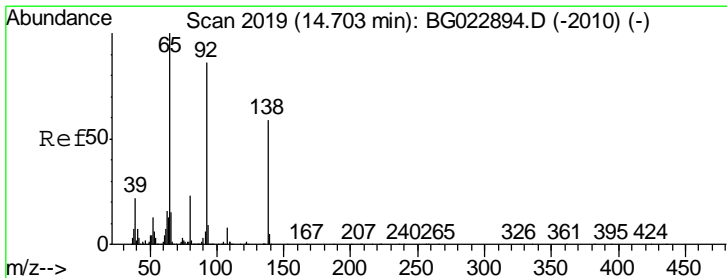
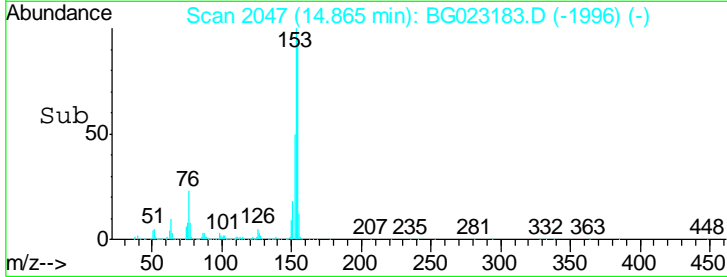
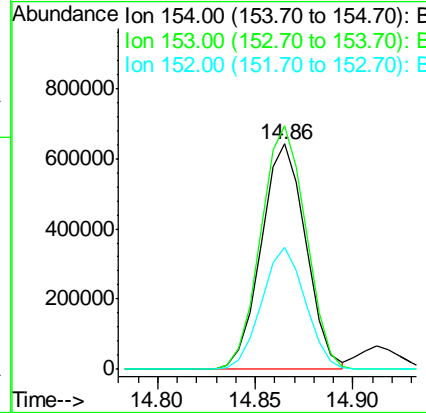
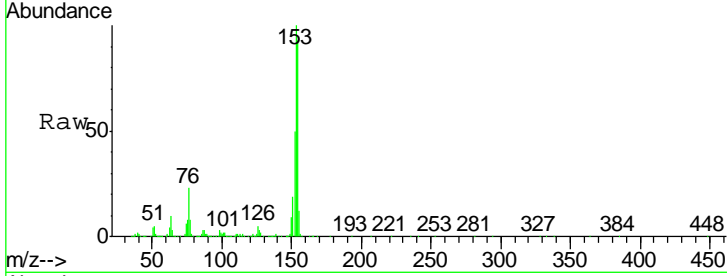




#51  
 Acenaphthene  
 Concen: 38.44 ng  
 RT: 14.86 min Scan# 2047  
 Delta R.T. -0.00 min  
 Lab File: BG023183.D  
 Acq: 19 Jul 2016 19:33

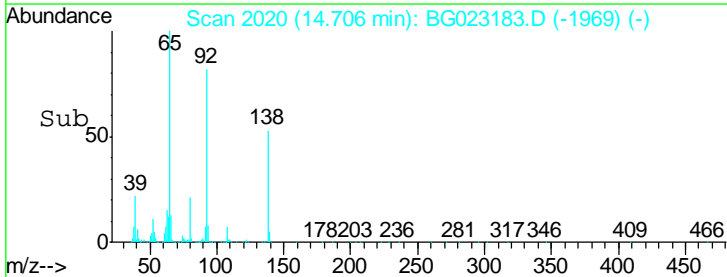
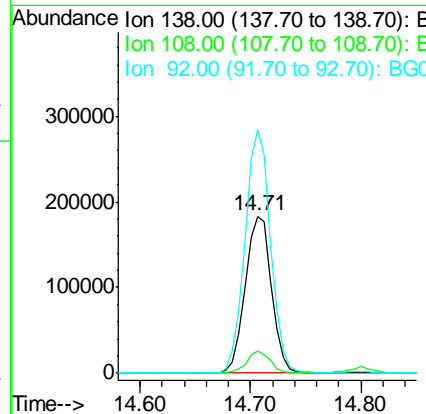
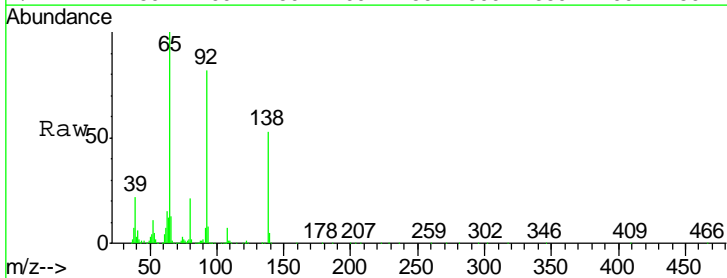
Instrument :  
 BNA\_G  
 ClientSampled :  
 SSTDCCC040EC

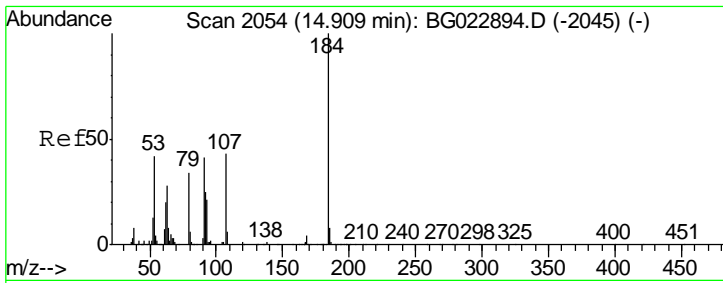
Tgt Ion	Resp	Lower	Upper
154	100		
153	108.0	87.5	131.3
152	54.0	42.7	64.1



#52  
 3-Nitroaniline  
 Concen: 37.90 ng  
 RT: 14.71 min Scan# 2020  
 Delta R.T. -0.00 min  
 Lab File: BG023183.D  
 Acq: 19 Jul 2016 19:33

Tgt Ion	Resp	Lower	Upper
138	100		
108	14.0	11.7	17.5
92	155.3	129.7	194.5

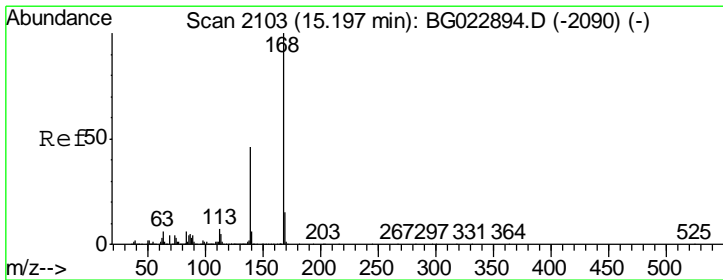
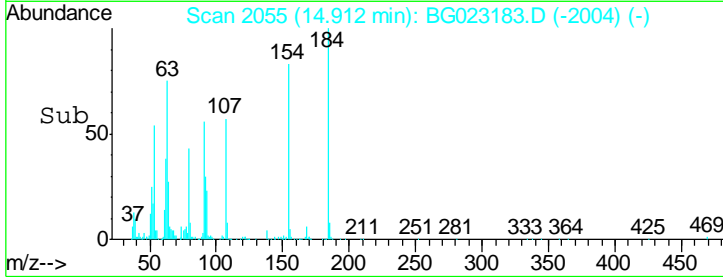
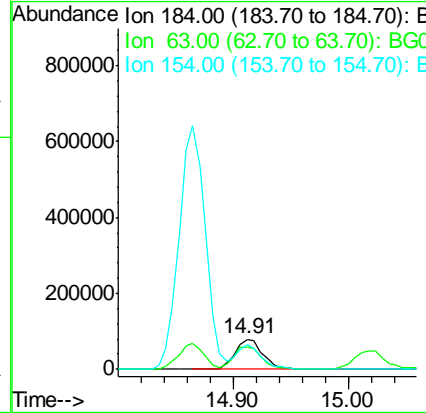
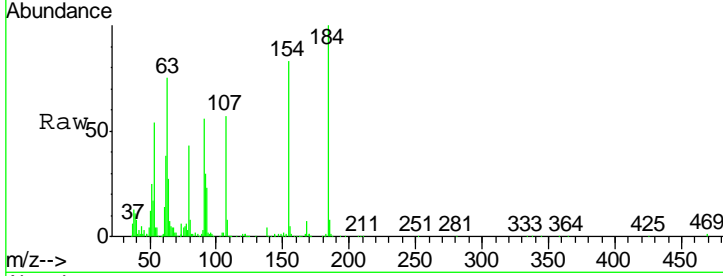




#53  
 2,4-Dinitrophenol  
 Concen: 24.34 ng  
 RT: 14.91 min Scan# 2055  
 Delta R.T. -0.00 min  
 Lab File: BG023183.D  
 Acq: 19 Jul 2016 19:33

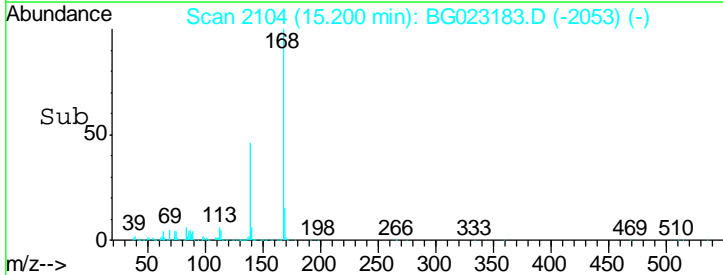
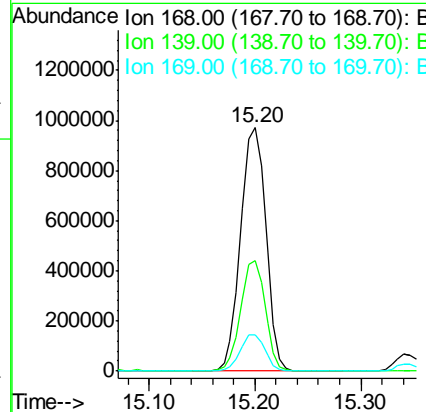
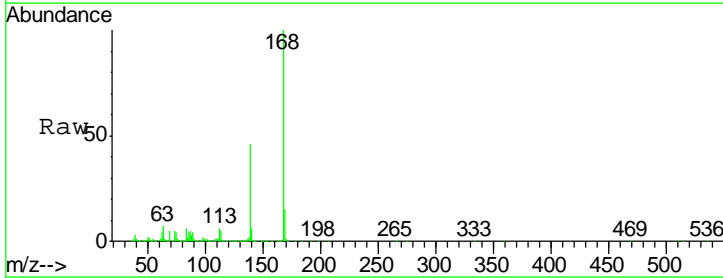
Instrument :  
 BNA\_G  
 ClientSampled :  
 SSTDCCC040EC

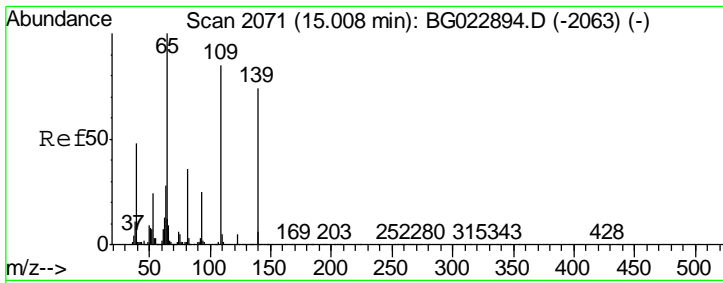
Tgt Ion	Resp	Lower	Upper
184	100		
63	75.1	59.6	89.4
154	82.5	67.4	101.0



#54  
 Dibenzofuran  
 Concen: 40.65 ng  
 RT: 15.20 min Scan# 2104  
 Delta R.T. -0.00 min  
 Lab File: BG023183.D  
 Acq: 19 Jul 2016 19:33

Tgt Ion	Resp	Lower	Upper
168	100		
139	45.6	36.4	54.6
169	14.9	11.9	17.9

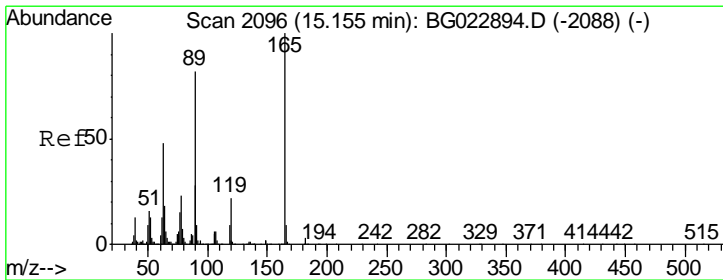
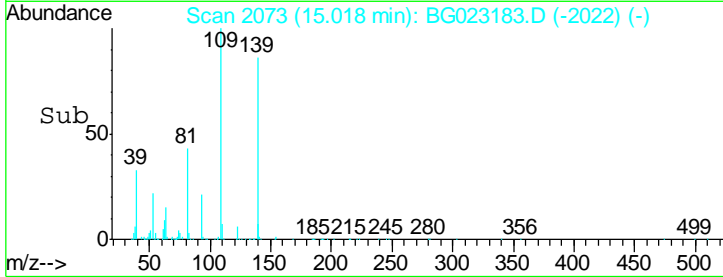
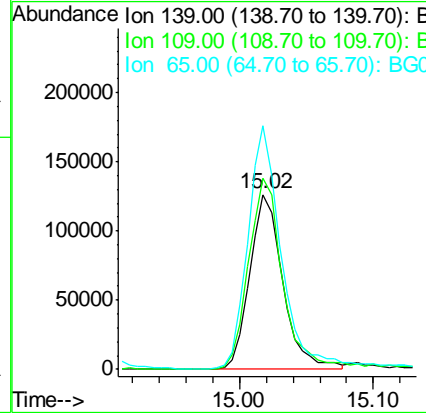
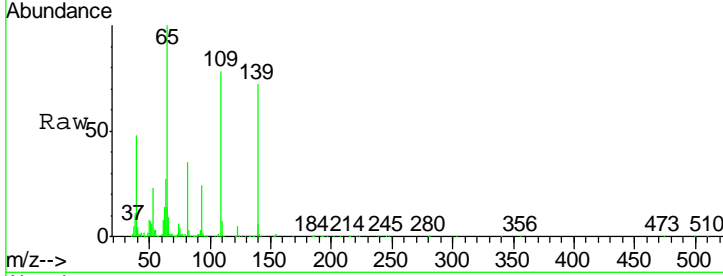




#55  
 4-Nitrophenol  
 Concen: 31.89 ng  
 RT: 15.02 min Scan# 2073  
 Delta R.T. -0.00 min  
 Lab File: BG023183.D  
 Acq: 19 Jul 2016 19:33

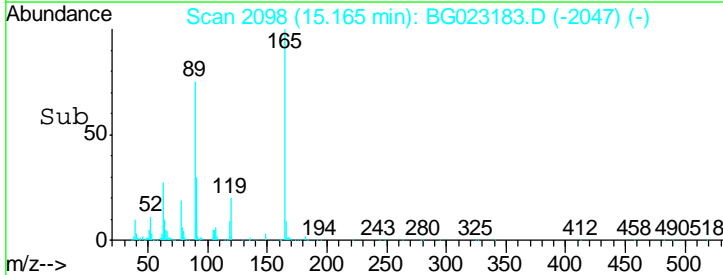
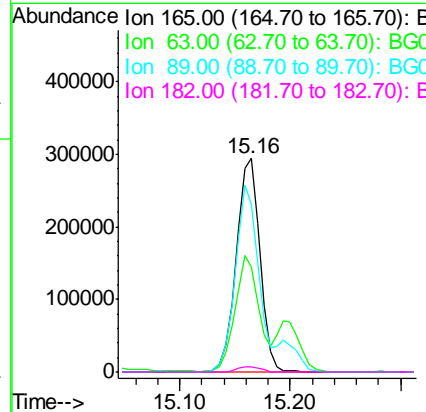
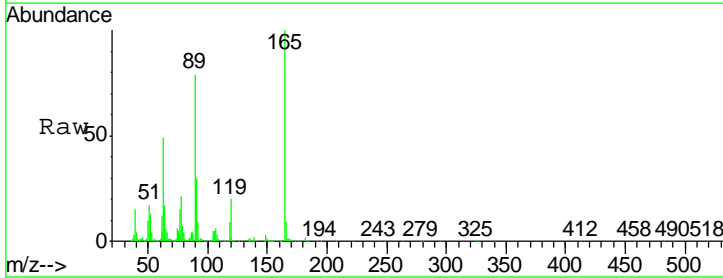
Instrument :  
 BNA\_G  
 ClientSampleId :  
 SSTDCCC040EC

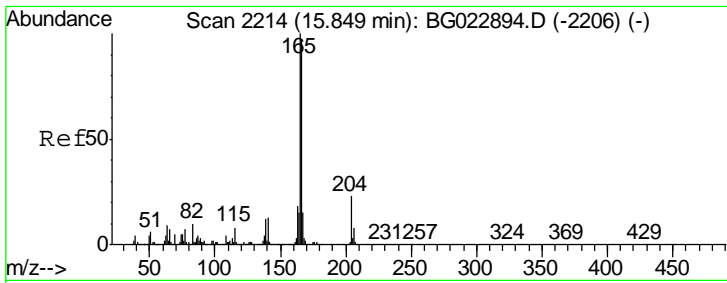
Tgt Ion	Resp	Ion Ratio	Lower	Upper
139	216076	100		
109	109.1	109.1	103.0	143.0
65	139.1	139.1	112.7	152.7



#56  
 2,4-Dinitrotoluene  
 Concen: 37.47 ng  
 RT: 15.16 min Scan# 2098  
 Delta R.T. -0.00 min  
 Lab File: BG023183.D  
 Acq: 19 Jul 2016 19:33

Tgt Ion	Resp	Ion Ratio	Lower	Upper
165	442761	100		
63	49.4	49.4	45.8	68.6
89	78.7	78.7	68.6	102.8
182	2.3	2.3	2.0	3.0

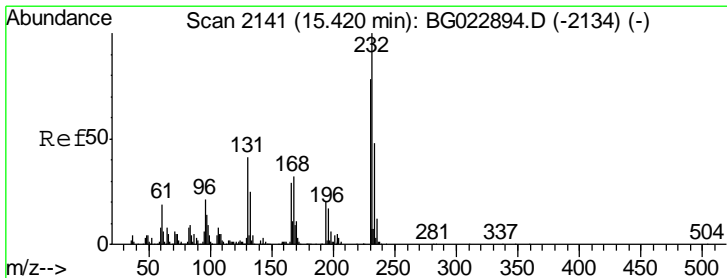
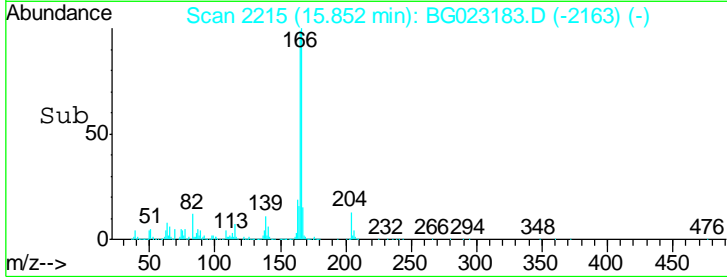
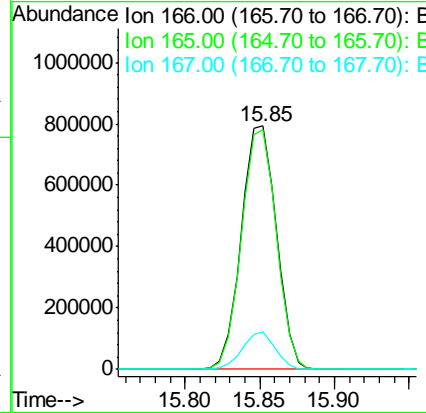
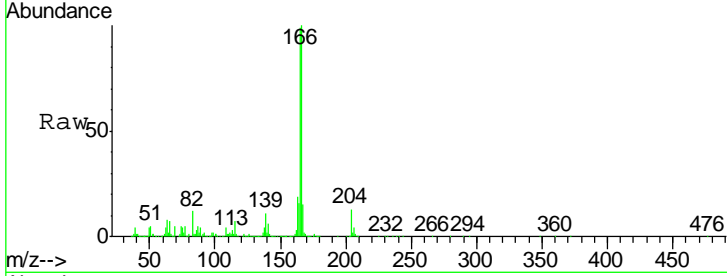




#57  
 Fluorene  
 Concen: 38.03 ng  
 RT: 15.85 min Scan# 2215  
 Delta R.T. 0.01 min  
 Lab File: BG023183.D  
 Acq: 19 Jul 2016 19:33

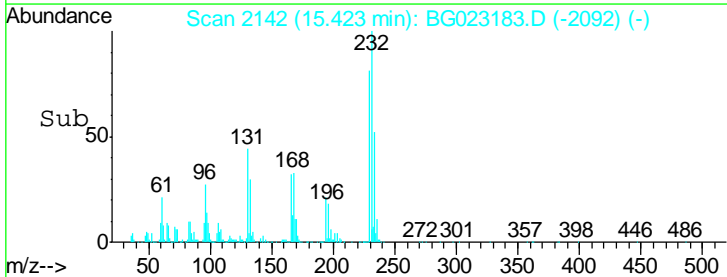
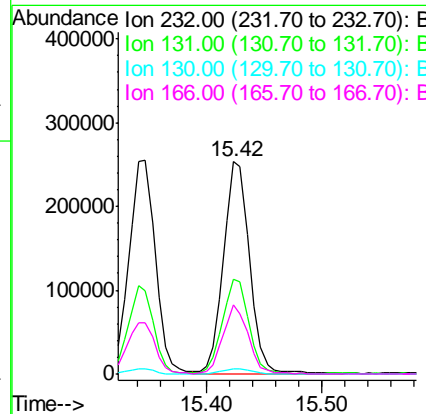
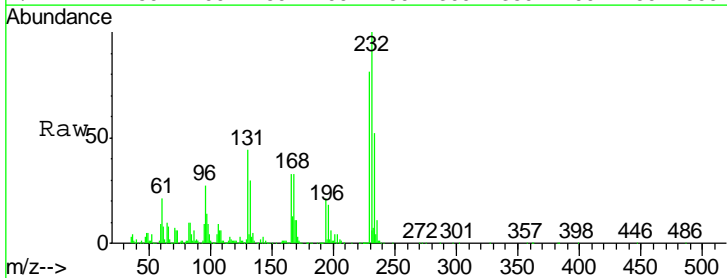
Instrument :  
 BNA\_G  
 ClientSampleID :  
 SSTDCCC040EC

Tgt Ion	Resp	Lower	Upper
166	100		
165	98.6	81.0	121.6
167	15.2	12.0	18.0

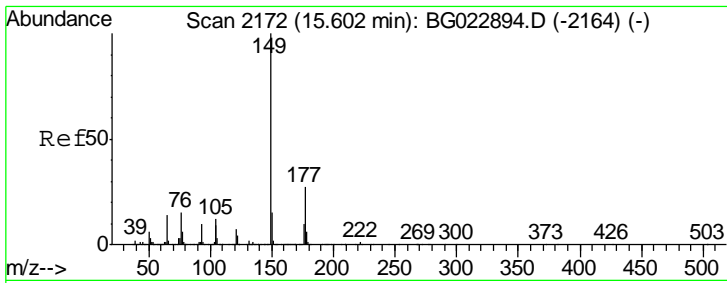


#58  
 2,3,4,6-Tetrachlorophenol  
 Concen: 35.55 ng  
 RT: 15.42 min Scan# 2142  
 Delta R.T. -0.01 min  
 Lab File: BG023183.D  
 Acq: 19 Jul 2016 19:33

Tgt Ion	Resp	Lower	Upper
232	100		
131	44.5	32.7	49.1
130	2.7	2.6	3.8
166	30.5	23.0	34.6



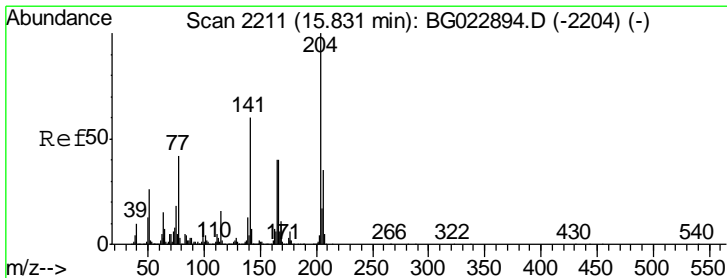
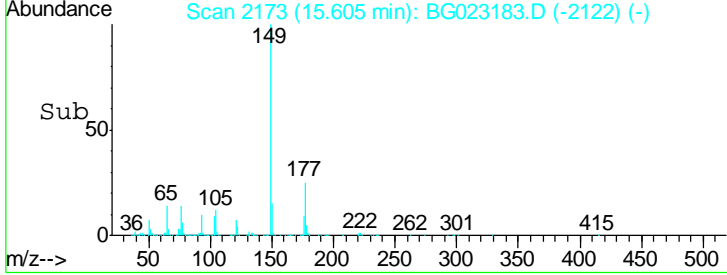
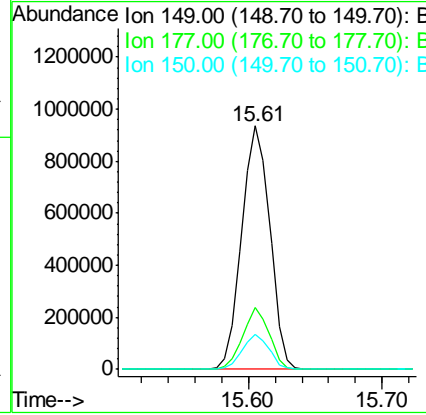
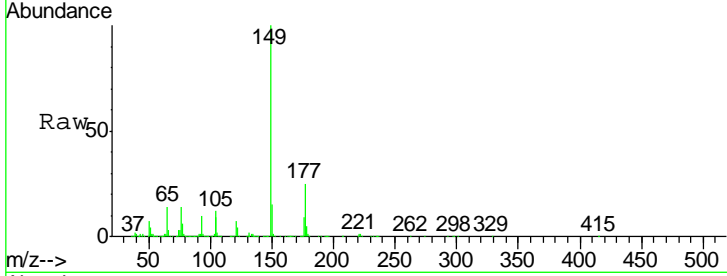




#59  
 Diethylphthalate  
 Concen: 37.20 ng  
 RT: 15.61 min Scan# 2173  
 Delta R.T. -0.00 min  
 Lab File: BG023183.D  
 Acq: 19 Jul 2016 19:33

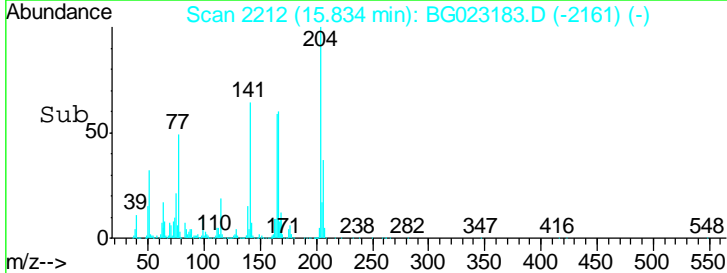
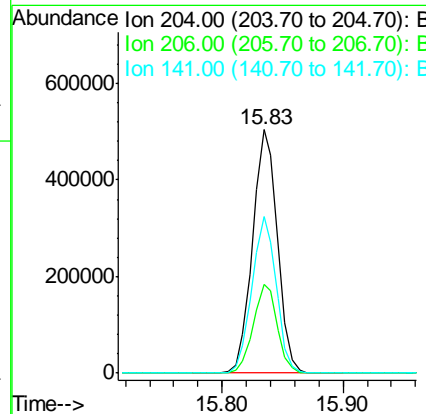
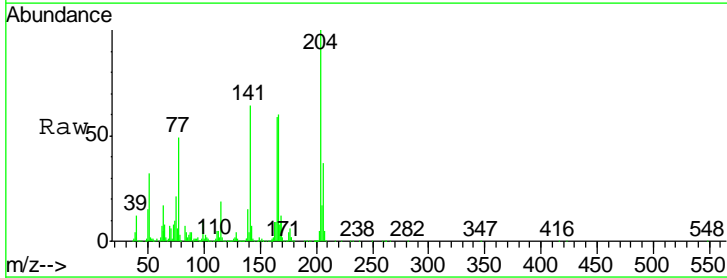
Instrument :  
 BNA\_G  
 ClientSampleId :  
 SSTDCCC040EC

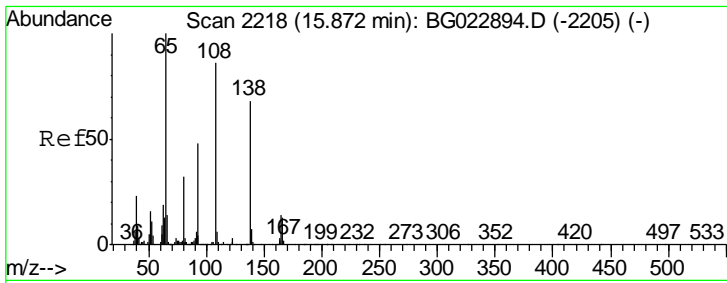
Tgt Ion	Resp	Lower	Upper
149	1365137		
177	25.4	19.2	28.8
150	14.5	10.6	16.0



#60  
 4-Chlorophenyl-phenylether  
 Concen: 34.90 ng  
 RT: 15.83 min Scan# 2212  
 Delta R.T. -0.00 min  
 Lab File: BG023183.D  
 Acq: 19 Jul 2016 19:33

Tgt Ion	Resp	Lower	Upper
204	721275		
206	36.6	28.5	42.7
141	64.2	51.4	77.0

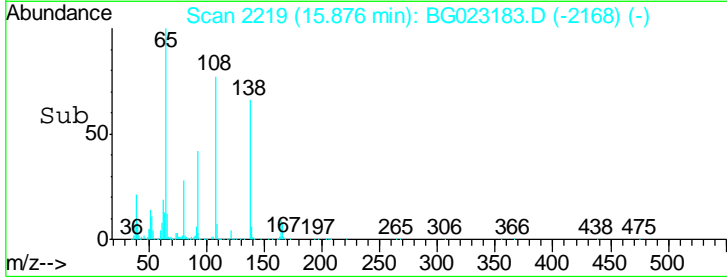
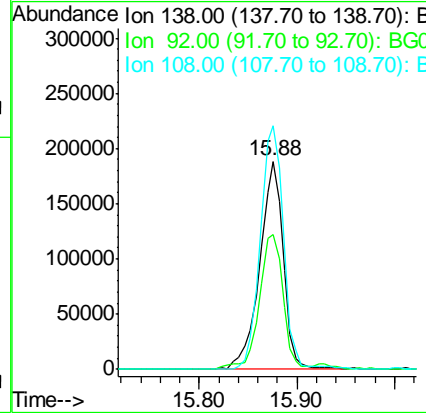
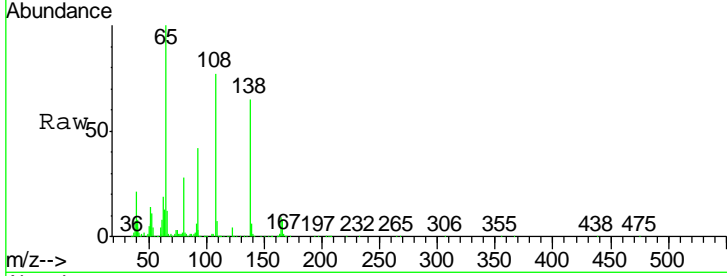




#61  
 4-Nitroaniline  
 Concen: 36.34 ng  
 RT: 15.88 min Scan# 2219  
 Delta R.T. -0.00 min  
 Lab File: BG023183.D  
 Acq: 19 Jul 2016 19:33

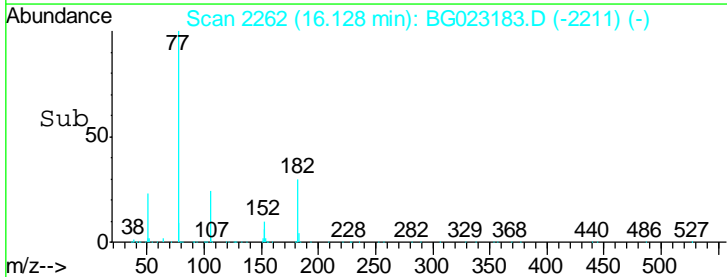
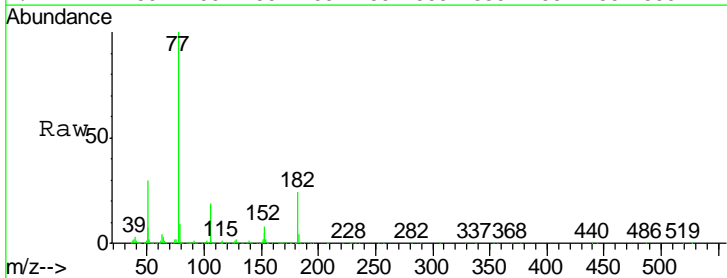
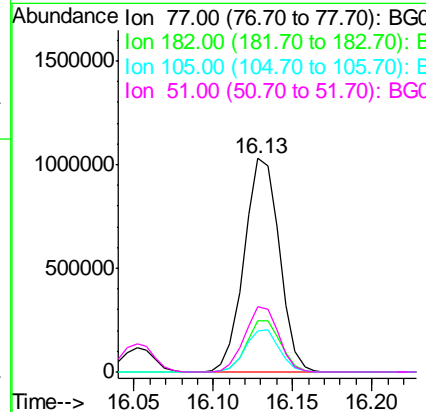
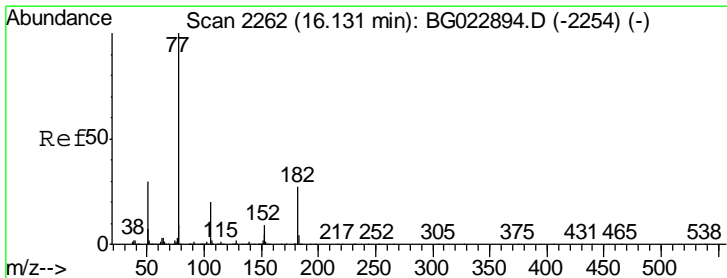
Instrument :  
 BNA\_G  
 ClientSampleId :  
 SSTDCCC040EC

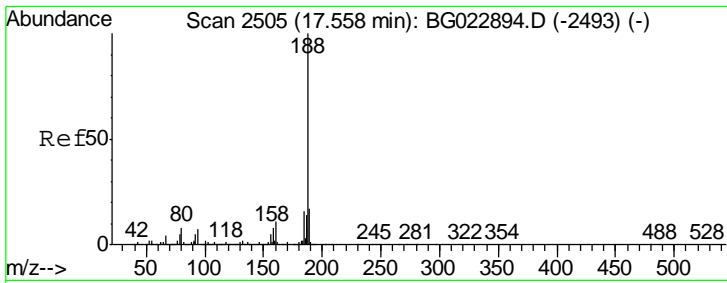
Tgt Ion	Resp	Lower	Upper
138	100		
92	64.6	54.1	94.1
108	116.9	133.9	173.9#



#62  
 Azobenzene  
 Concen: 45.16 ng  
 RT: 16.13 min Scan# 2262  
 Delta R.T. -0.00 min  
 Lab File: BG023183.D  
 Acq: 19 Jul 2016 19:33

Tgt Ion	Resp	Lower	Upper
77	100		
182	23.7	3.5	43.5
105	19.0	0.0	38.5
51	30.4	17.1	57.1

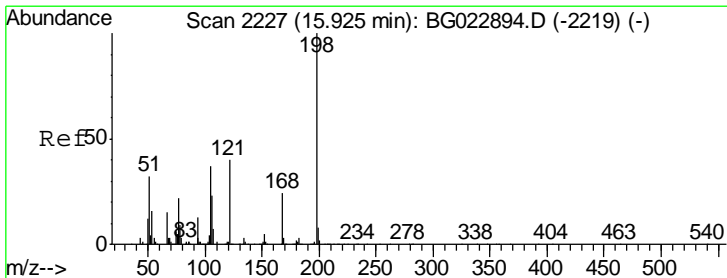
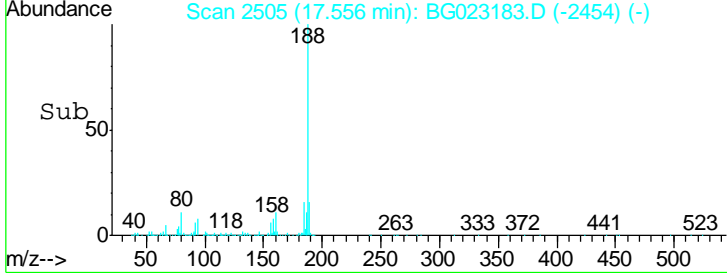
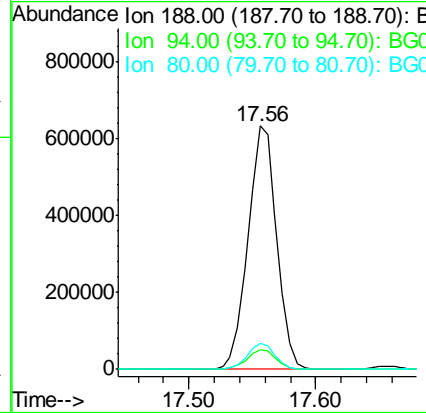
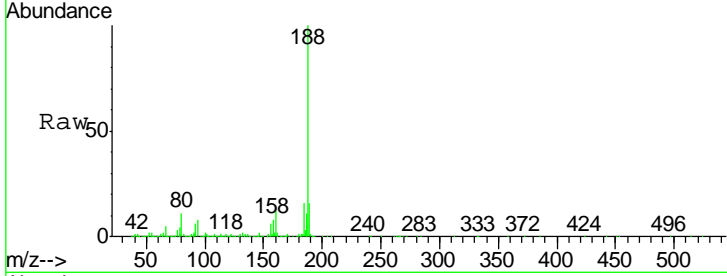




#63  
 Phenanthrene-d10  
 Concen: 20.00 ng  
 RT: 17.56 min Scan# 2505  
 Delta R.T. -0.00 min  
 Lab File: BG023183.D  
 Acq: 19 Jul 2016 19:33

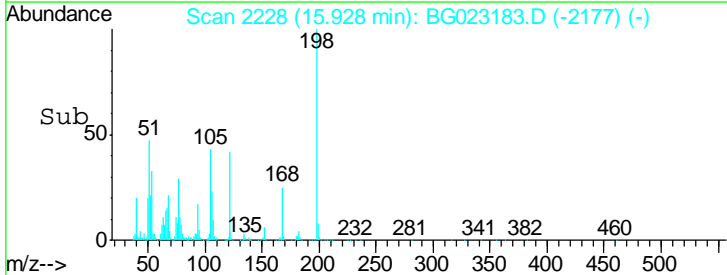
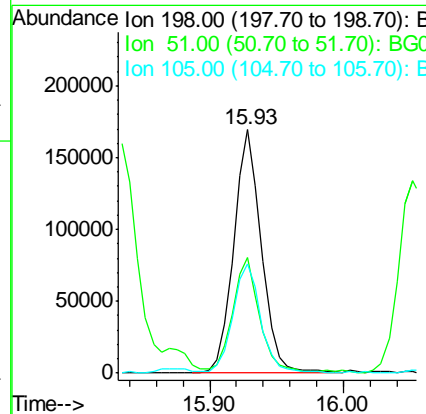
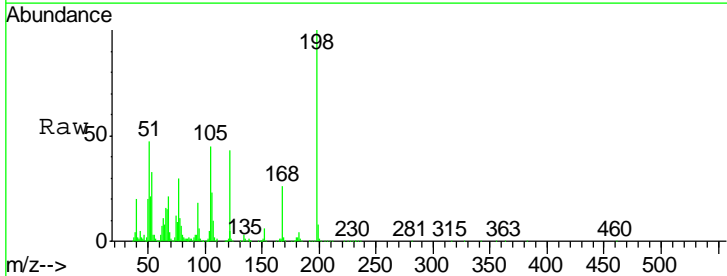
Instrument :  
 BNA\_G  
 ClientSampleId :  
 SSTDCCC040EC

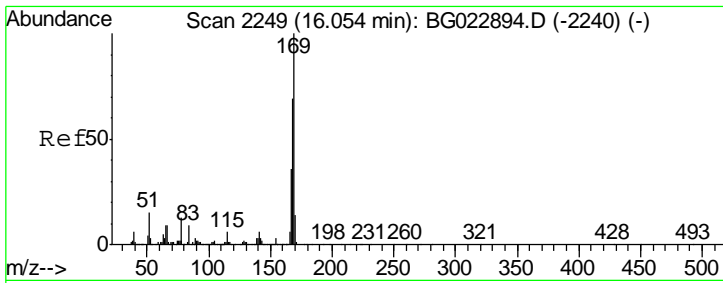
Tgt Ion	Resp	Lower	Upper
188	991393		
94	8.2	5.2	7.8#
80	10.7	7.2	10.8



#64  
 4,6-Dinitro-2-methylphenol  
 Concen: 33.32 ng  
 RT: 15.93 min Scan# 2228  
 Delta R.T. -0.00 min  
 Lab File: BG023183.D  
 Acq: 19 Jul 2016 19:33

Tgt Ion	Resp	Lower	Upper
198	245481		
51	47.3	26.0	66.0
105	44.7	20.1	60.1

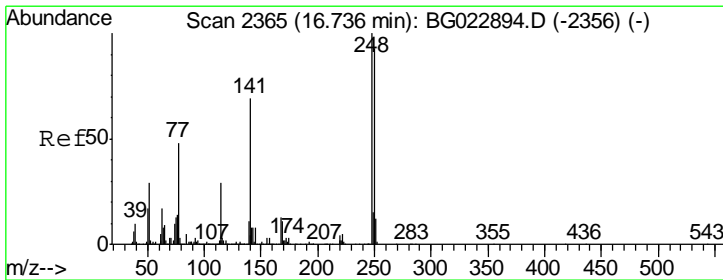
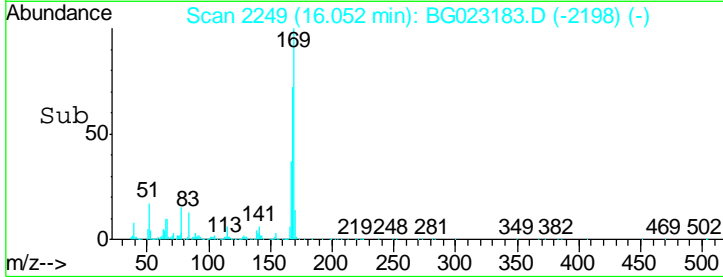
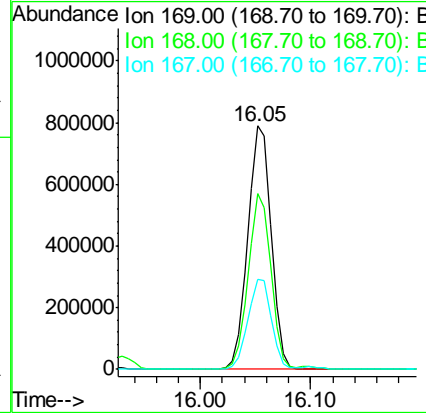
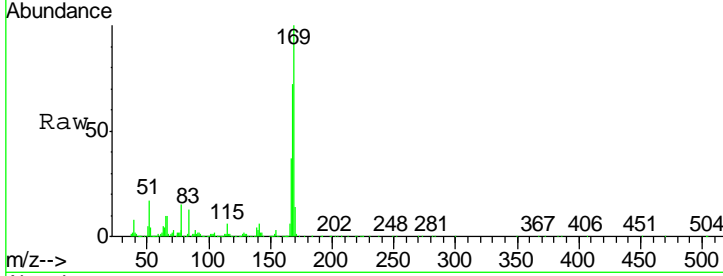




#65  
 n-Nitrosodiphenylamine  
 Concen: 41.22 ng  
 RT: 16.05 min Scan# 2249  
 Delta R.T. -0.00 min  
 Lab File: BG023183.D  
 Acq: 19 Jul 2016 19:33

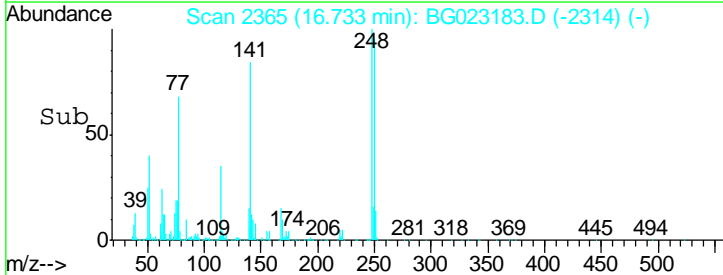
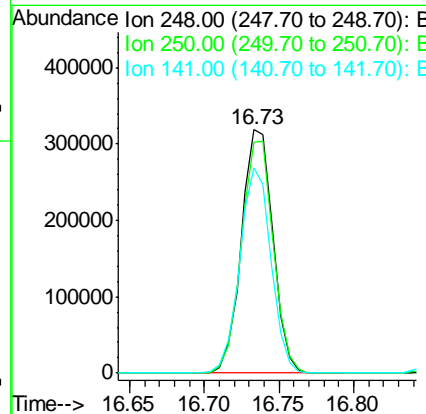
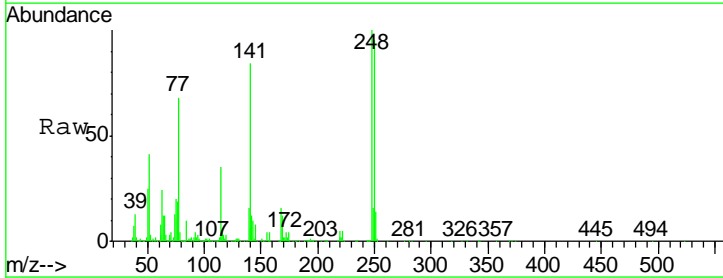
Instrument :  
 BNA\_G  
 ClientSampleID :  
 SSTDCCC040EC

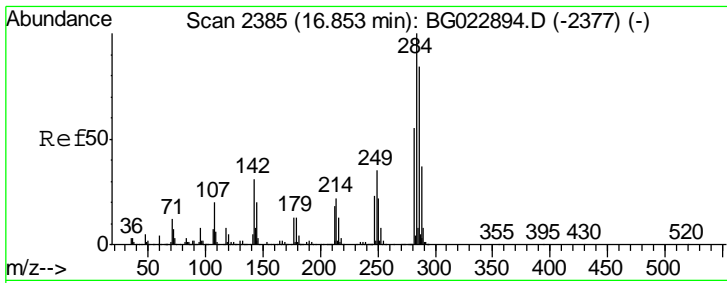
Tgt Ion	Resp	Lower	Upper
169	1177232		
168	72.4	55.0	82.4
167	37.0	27.4	41.0



#66  
 4-Bromophenyl-phenylether  
 Concen: 36.11 ng  
 RT: 16.73 min Scan# 2365  
 Delta R.T. -0.00 min  
 Lab File: BG023183.D  
 Acq: 19 Jul 2016 19:33

Tgt Ion	Resp	Lower	Upper
248	465813		
250	94.9	77.8	116.8
141	84.4	65.7	98.5

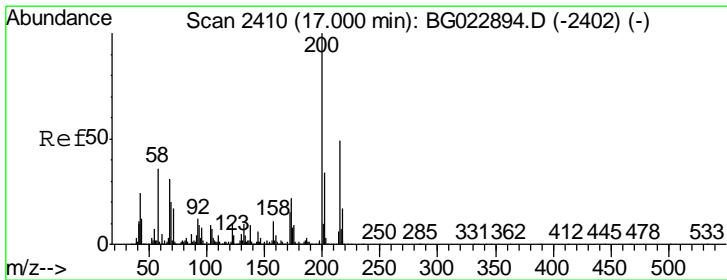
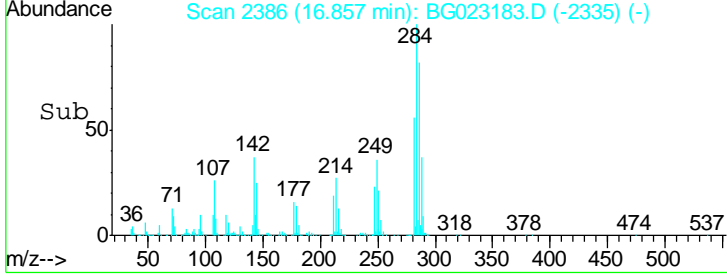
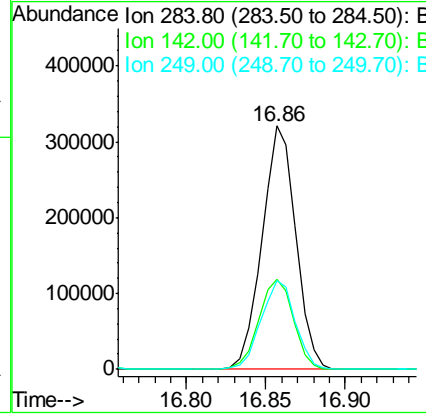
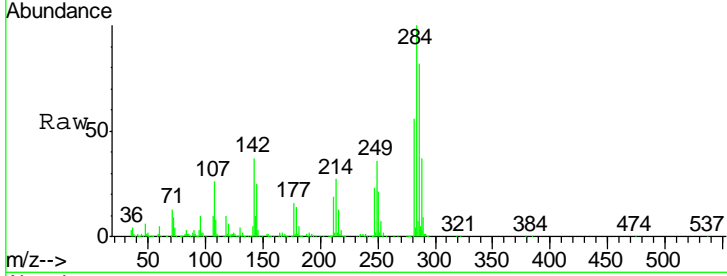




#67  
 Hexachlorobenzene  
 Concen: 33.90 ng  
 RT: 16.86 min Scan# 2386  
 Delta R.T. -0.00 min  
 Lab File: BG023183.D  
 Acq: 19 Jul 2016 19:33

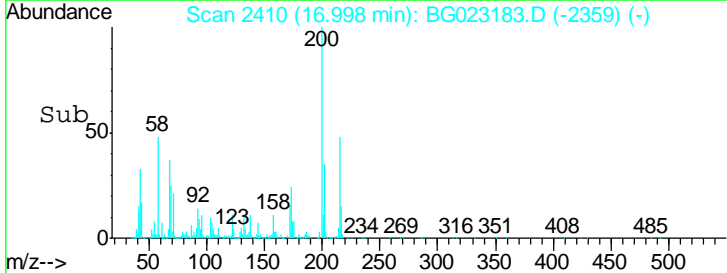
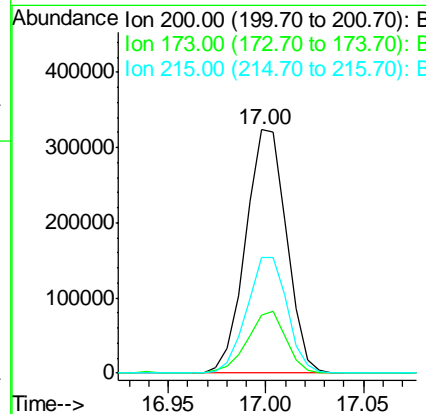
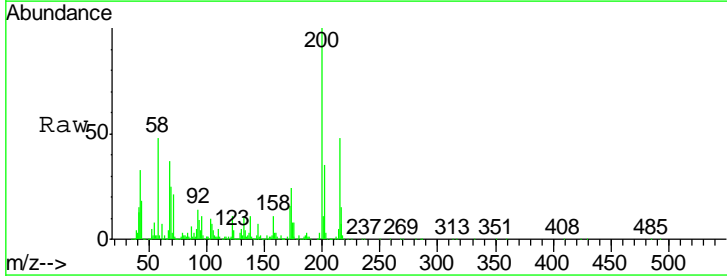
Instrument :  
 BNA\_G  
 ClientSampled :  
 SSTDCCC040EC

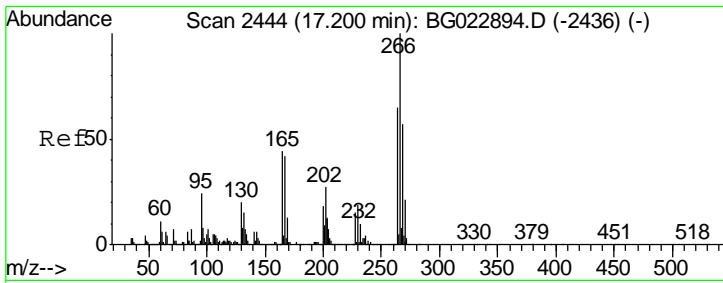
Tgt Ion	Resp	Lower	Upper
284	475393		
142	37.1	26.8	40.2
249	36.4	28.9	43.3



#68  
 Atrazine  
 Concen: 37.04 ng  
 RT: 17.00 min Scan# 2410  
 Delta R.T. -0.00 min  
 Lab File: BG023183.D  
 Acq: 19 Jul 2016 19:33

Tgt Ion	Resp	Lower	Upper
200	469286		
173	24.0	1.6	41.6
215	47.5	28.7	68.7

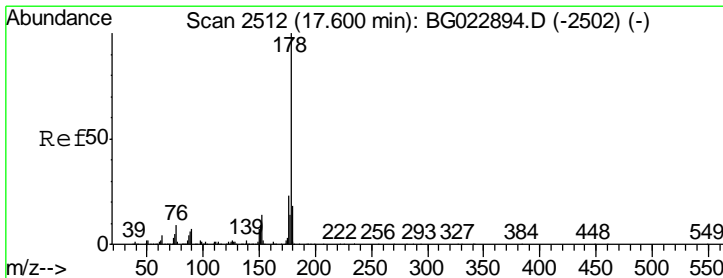
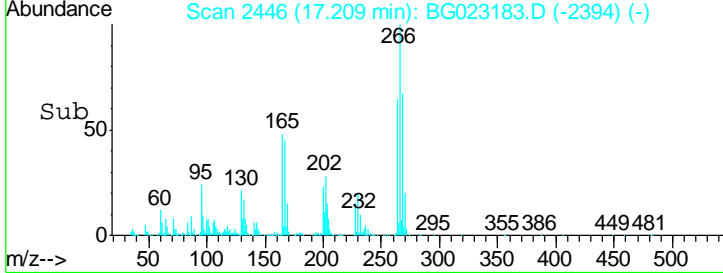
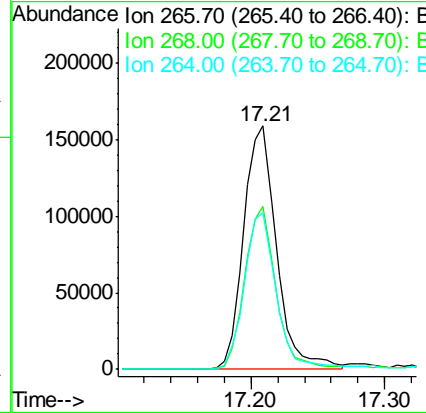
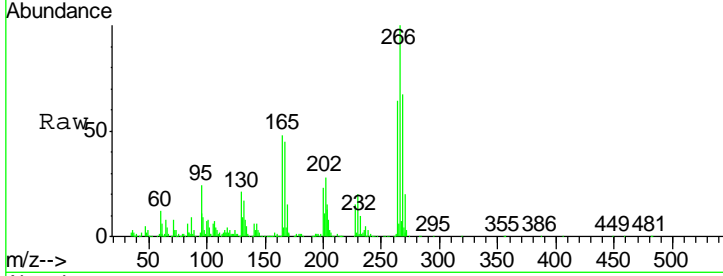




#69  
 Pentachlorophenol  
 Concen: 29.78 ng  
 RT: 17.21 min Scan# 2446  
 Delta R.T. 0.01 min  
 Lab File: BG023183.D  
 Acq: 19 Jul 2016 19:33

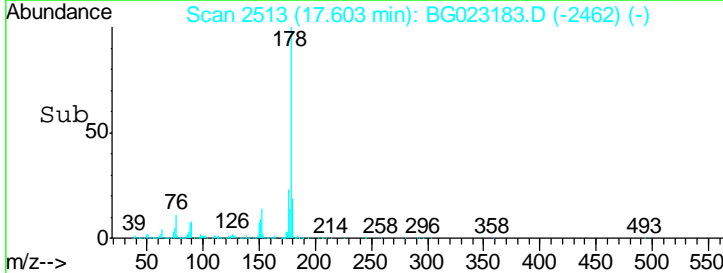
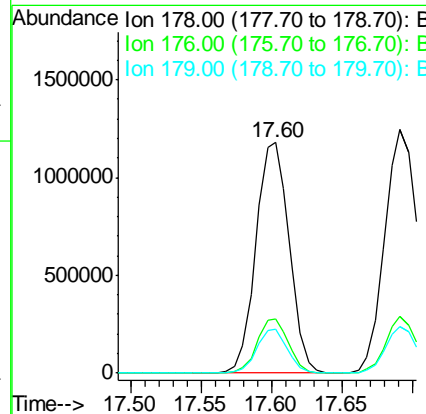
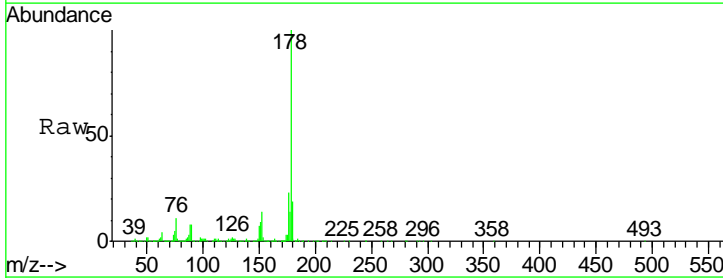
Instrument :  
 BNA\_G  
 ClientSampleId :  
 SSTDCCC040EC

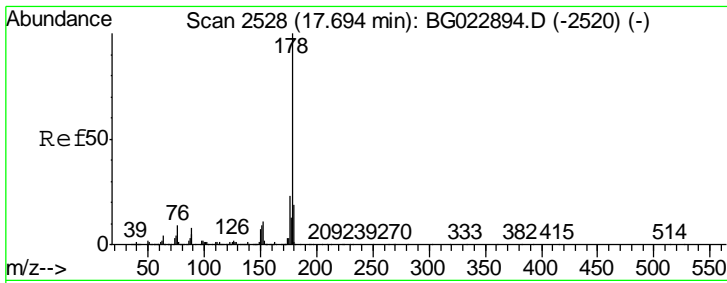
Tgt Ion	Resp	Lower	Upper
266	100		
268	66.9	51.9	77.9
264	64.3	50.6	75.8



#70  
 Phenanthrene  
 Concen: 40.12 ng  
 RT: 17.60 min Scan# 2513  
 Delta R.T. -0.00 min  
 Lab File: BG023183.D  
 Acq: 19 Jul 2016 19:33

Tgt Ion	Resp	Lower	Upper
178	100		
176	23.2	16.8	25.2
179	18.8	14.3	21.5

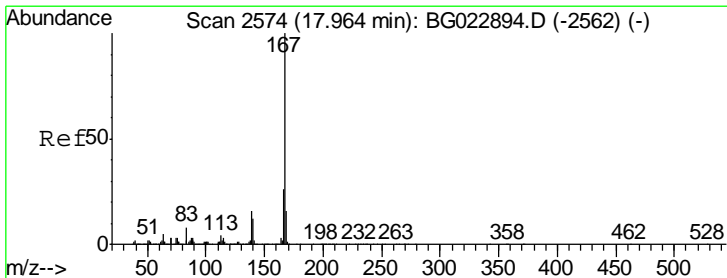
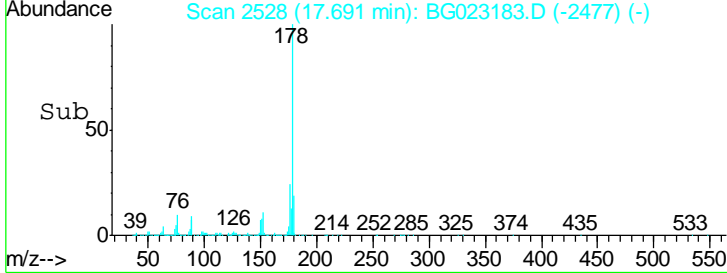
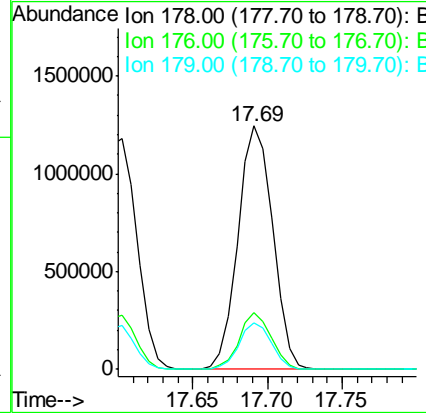
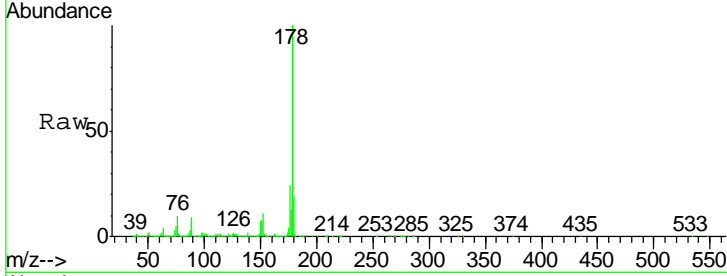




#71  
 Anthracene  
 Concen: 40.89 ng  
 RT: 17.69 min Scan# 2528  
 Delta R.T. -0.00 min  
 Lab File: BG023183.D  
 Acq: 19 Jul 2016 19:33

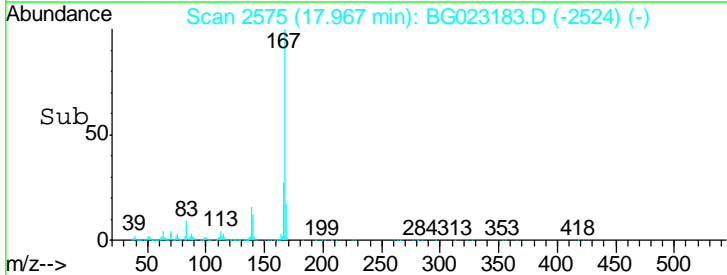
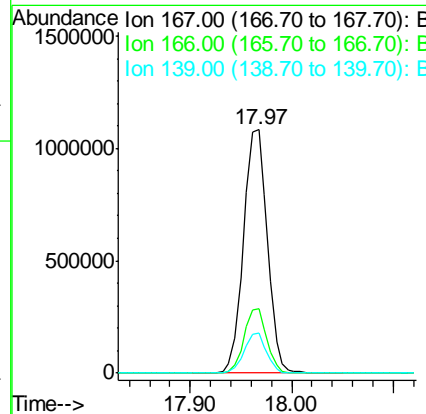
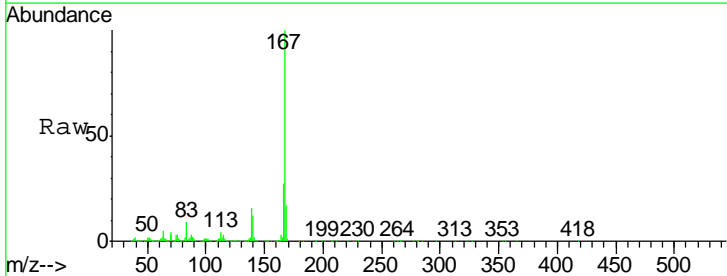
Instrument : BNA\_G  
 ClientSampled : SSTDCCC040EC

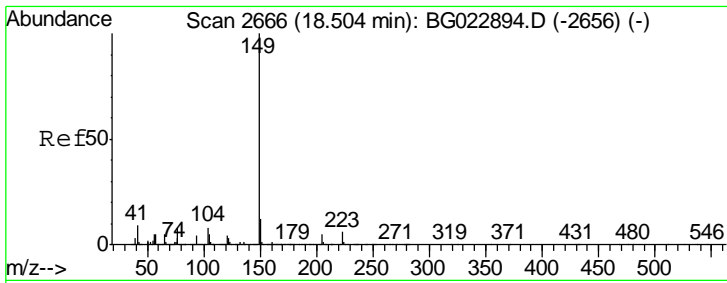
Tgt Ion	Resp	Lower	Upper
178	2011874		
176	23.5	17.3	25.9
179	19.0	14.0	21.0



#72  
 Carbazole  
 Concen: 41.54 ng  
 RT: 17.97 min Scan# 2575  
 Delta R.T. -0.00 min  
 Lab File: BG023183.D  
 Acq: 19 Jul 2016 19:33

Tgt Ion	Resp	Lower	Upper
167	1765862		
166	26.6	20.7	31.1
139	16.5	11.9	17.9

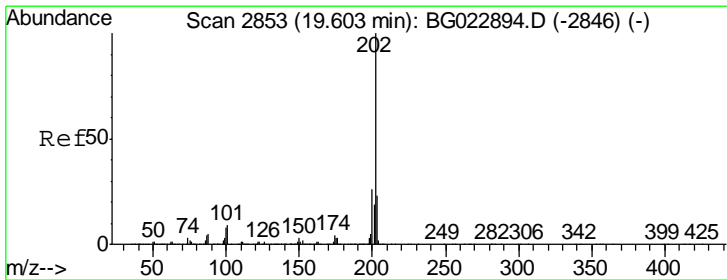
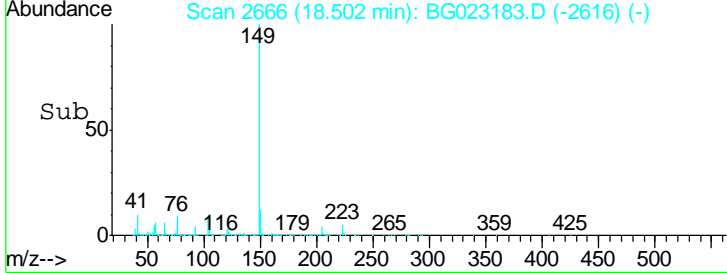
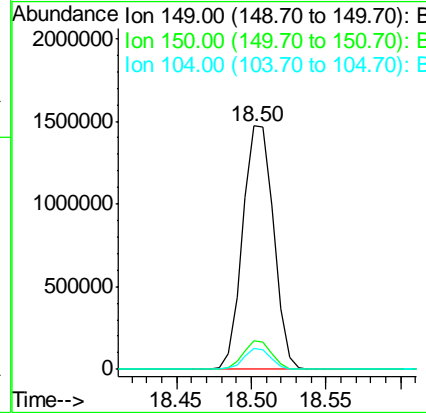
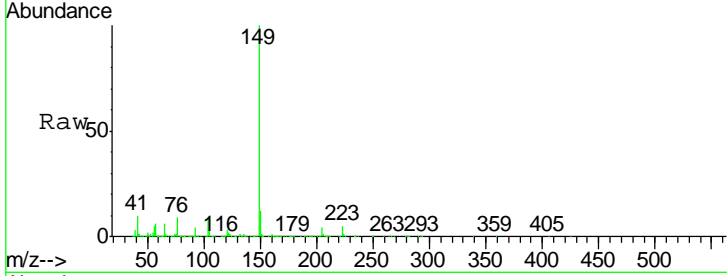




#73  
 Di-n-butylphthalate  
 Concen: 44.63 ng  
 RT: 18.50 min Scan# 2666  
 Delta R.T. -0.01 min  
 Lab File: BG023183.D  
 Acq: 19 Jul 2016 19:33

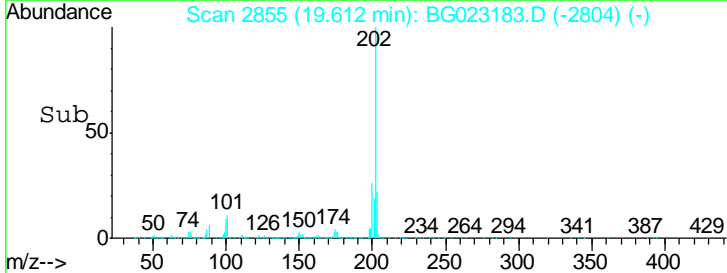
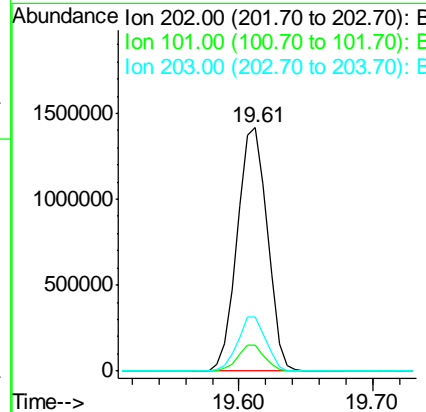
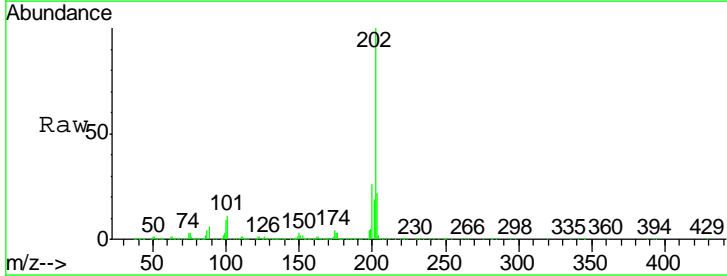
Instrument :  
 BNA\_G  
 ClientSampleID :  
 SSTDCCC040EC

Tgt Ion	Resp	Lower	Upper
149	100		
150	11.7	9.1	13.7
104	8.4	6.9	10.3

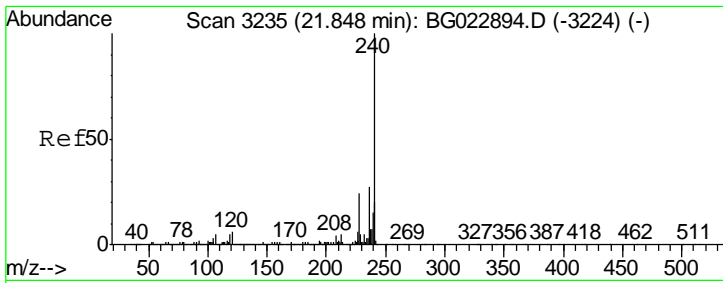


#74  
 Fluoranthene  
 Concen: 37.07 ng  
 RT: 19.61 min Scan# 2855  
 Delta R.T. -0.00 min  
 Lab File: BG023183.D  
 Acq: 19 Jul 2016 19:33

Tgt Ion	Resp	Lower	Upper
202	100		
101	10.6	0.0	27.4
203	22.5	1.7	41.7



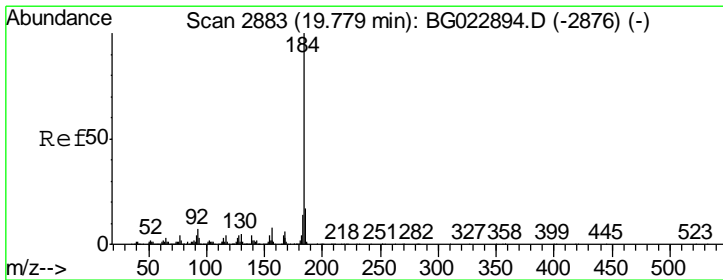
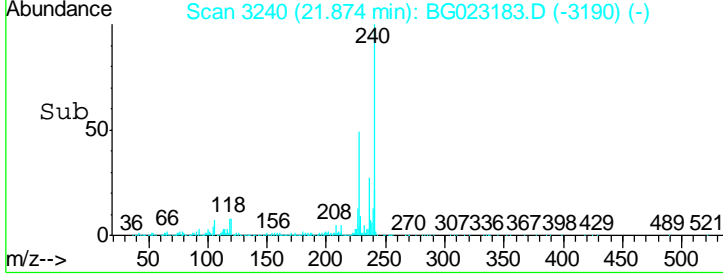
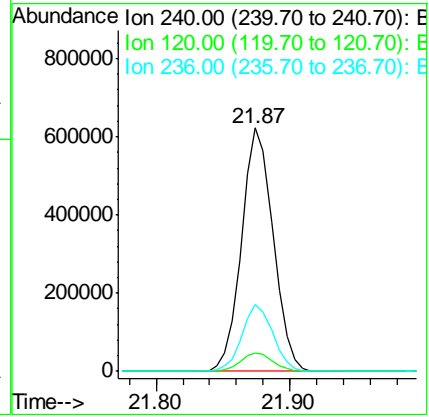
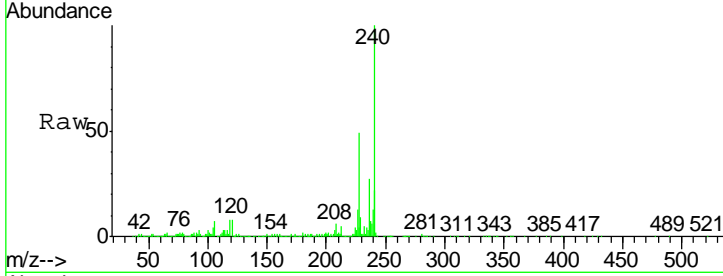




#75  
 Chrysene-d12  
 Concen: 20.00 ng  
 RT: 21.87 min Scan# 3240  
 Delta R.T. -0.01 min  
 Lab File: BG023183.D  
 Acq: 19 Jul 2016 19:33

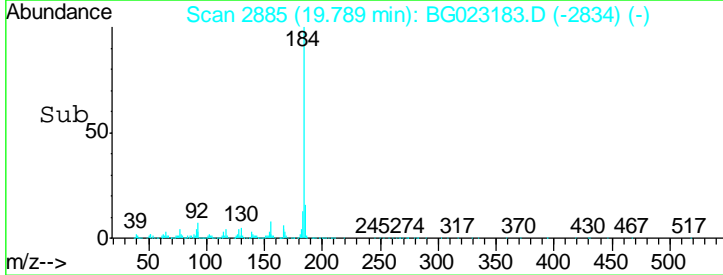
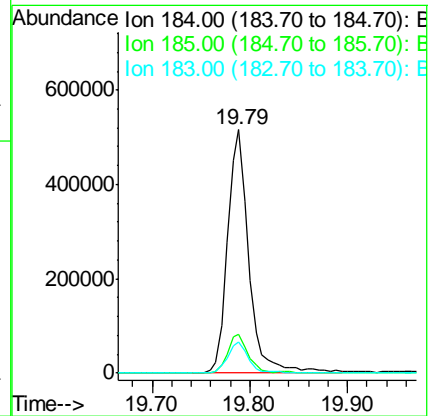
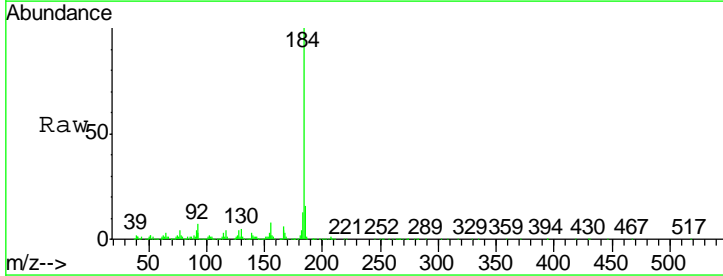
Instrument :  
 BNA\_G  
 ClientSampleId :  
 SSTDCCC040EC

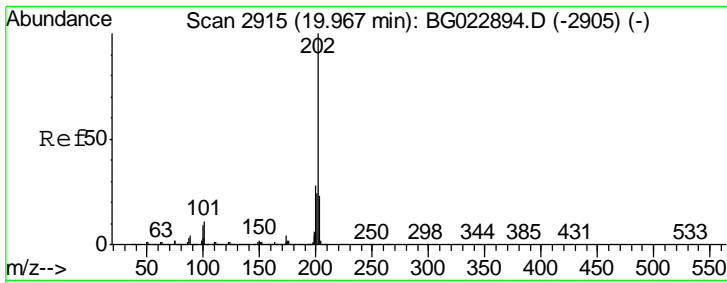
Tgt Ion	Resp	Lower	Upper
240	1016767		
120	7.7	4.1	6.1#
236	27.4	21.1	31.7



#76  
 Benzidine  
 Concen: 26.71 ng  
 RT: 19.79 min Scan# 2885  
 Delta R.T. -0.00 min  
 Lab File: BG023183.D  
 Acq: 19 Jul 2016 19:33

Tgt Ion	Resp	Lower	Upper
184	778686		
185	15.9	12.6	19.0
183	12.8	10.7	16.1

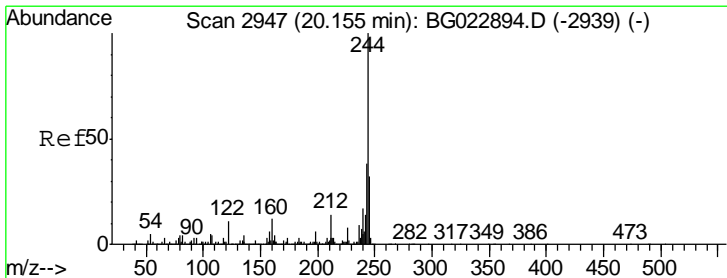
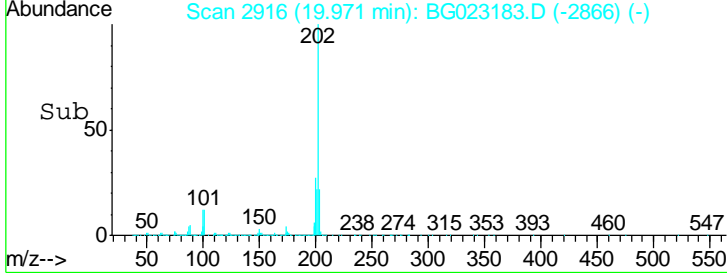
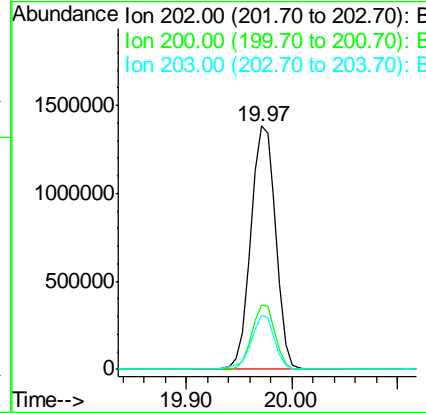
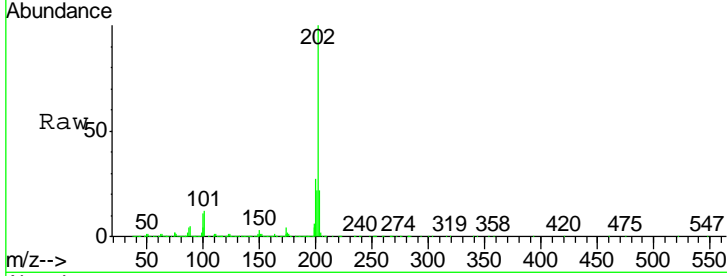




#77  
 Pyrene  
 Concen: 39.57 ng  
 RT: 19.97 min Scan# 2916  
 Delta R.T. -0.01 min  
 Lab File: BG023183.D  
 Acq: 19 Jul 2016 19:33

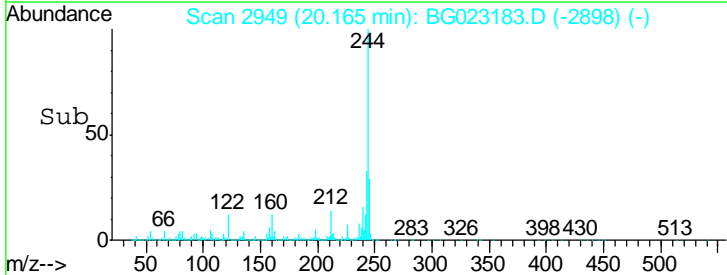
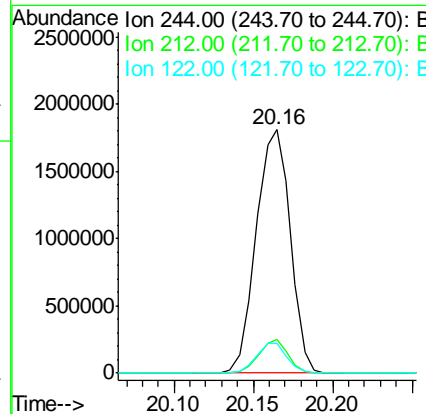
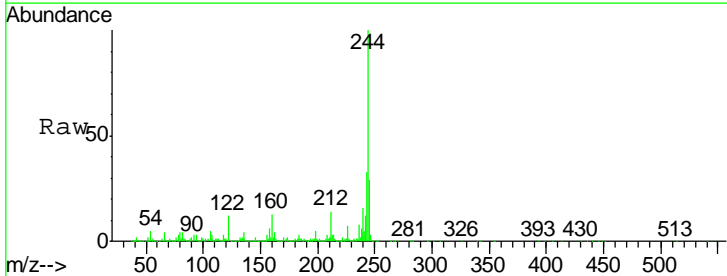
Instrument :  
 BNA\_G  
 ClientSampleId :  
 SSTDCCC040EC

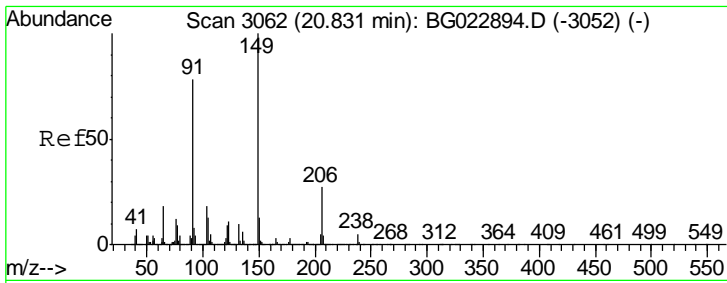
Tgt Ion	Resp	Lower	Upper
202	100		
200	26.7	21.2	31.8
203	22.2	16.8	25.2



#78  
 Terphenyl-d14  
 Concen: 84.00 ng  
 RT: 20.16 min Scan# 2949  
 Delta R.T. -0.00 min  
 Lab File: BG023183.D  
 Acq: 19 Jul 2016 19:33

Tgt Ion	Resp	Lower	Upper
244	100		
212	14.0	10.8	16.2
122	12.0	8.0	12.0#

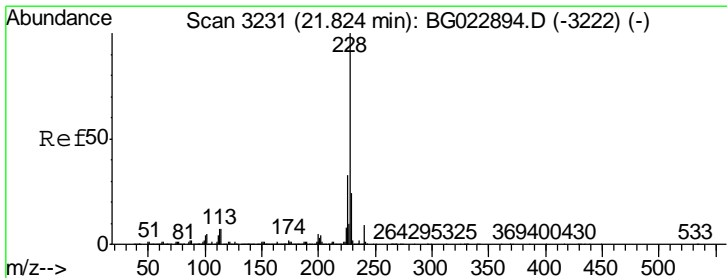
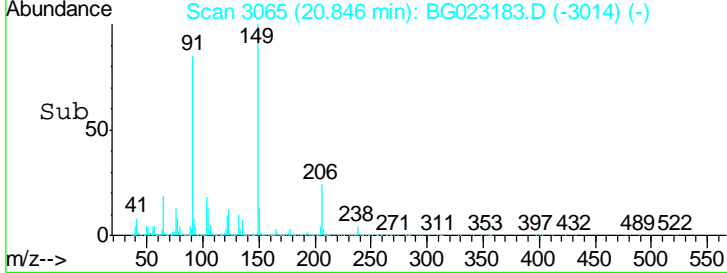
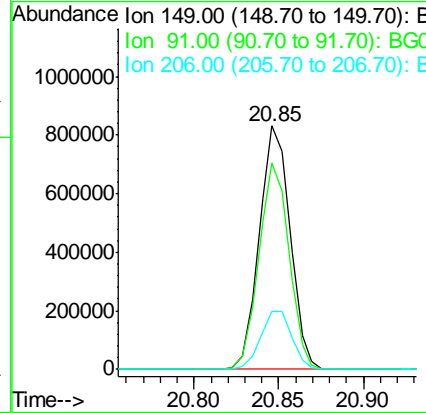
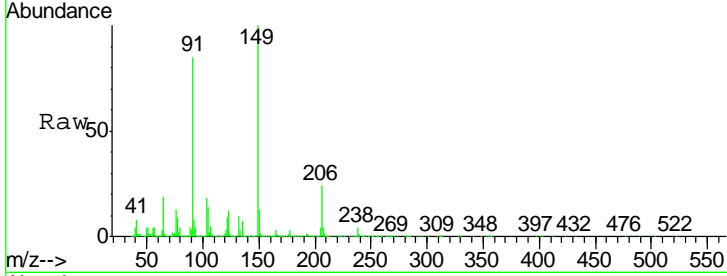




#79  
 Butylbenzylphthalate  
 Concen: 46.64 ng  
 RT: 20.85 min Scan# 3065  
 Delta R.T. -0.00 min  
 Lab File: BG023183.D  
 Acq: 19 Jul 2016 19:33

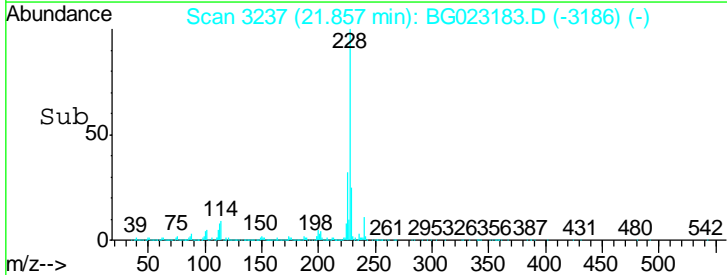
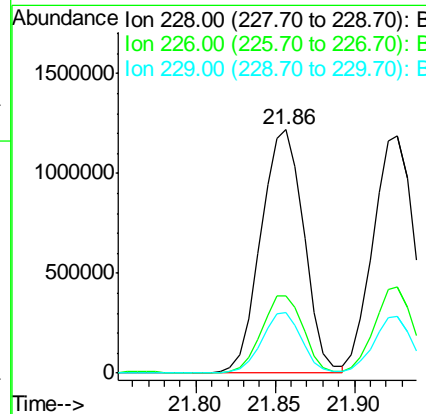
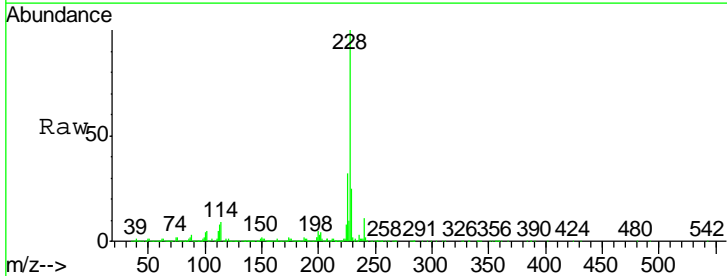
Instrument :  
 BNA\_G  
 ClientSampled :  
 SSTDCCC040EC

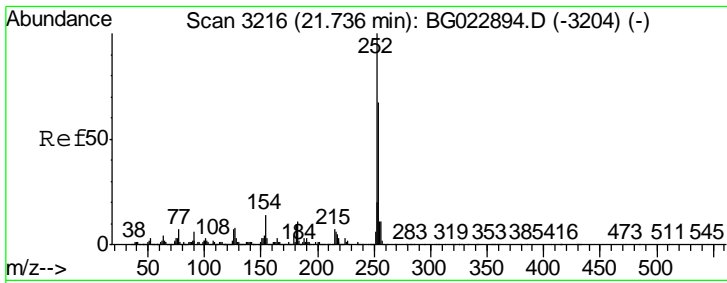
Tgt Ion	Resp	Ion Ratio	Lower	Upper
149	1055555	100		
91		84.8	68.1	102.1
206		23.8	19.8	29.6



#80  
 Benzo(a)anthracene  
 Concen: 40.41 ng  
 RT: 21.86 min Scan# 3237  
 Delta R.T. -0.00 min  
 Lab File: BG023183.D  
 Acq: 19 Jul 2016 19:33

Tgt Ion	Resp	Ion Ratio	Lower	Upper
228	2298762	100		
226		31.7	25.3	37.9
229		24.6	19.9	29.9

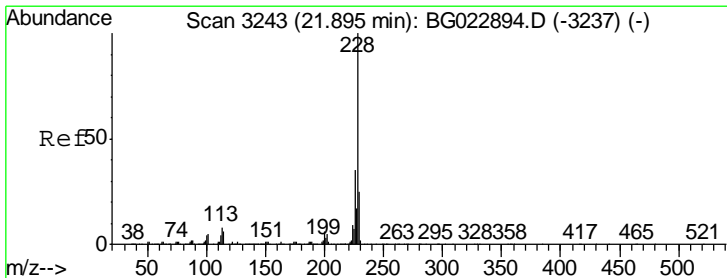
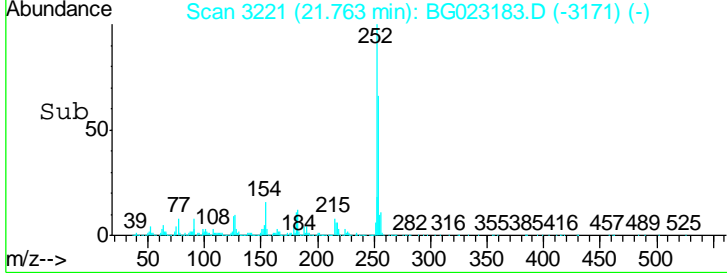
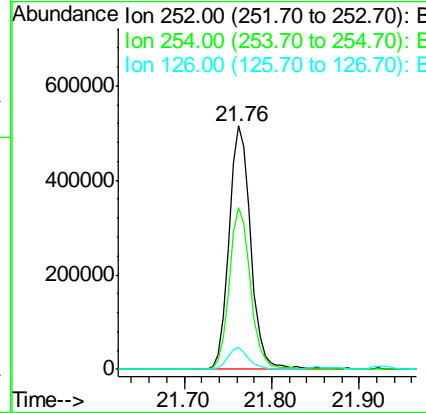
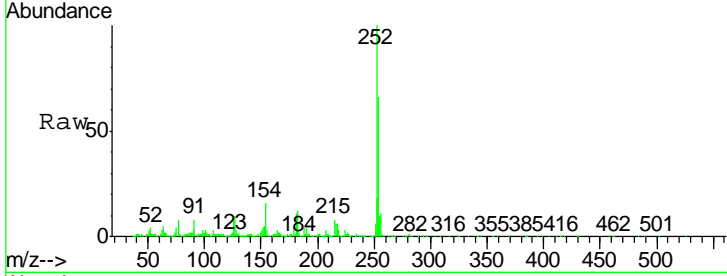




#81  
 3,3'-Dichlorobenzidine  
 Concen: 35.41 ng  
 RT: 21.76 min Scan# 3221  
 Delta R.T. -0.01 min  
 Lab File: BG023183.D  
 Acq: 19 Jul 2016 19:33

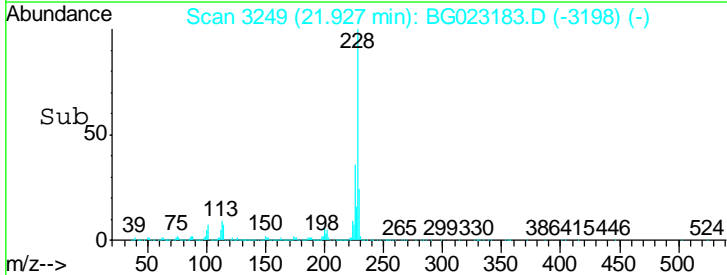
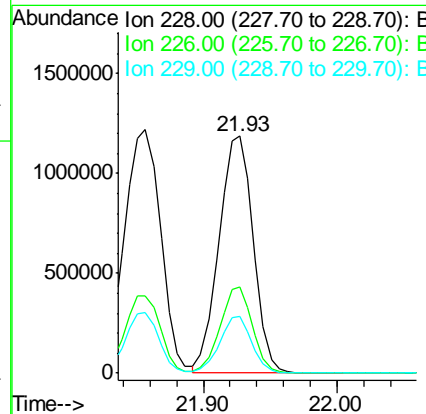
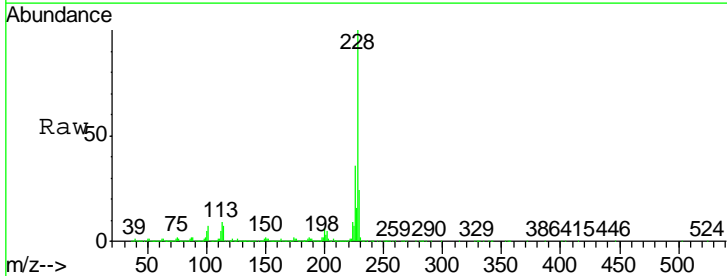
Instrument : BNA\_G  
 ClientSampleID : SSTDCCC040EC

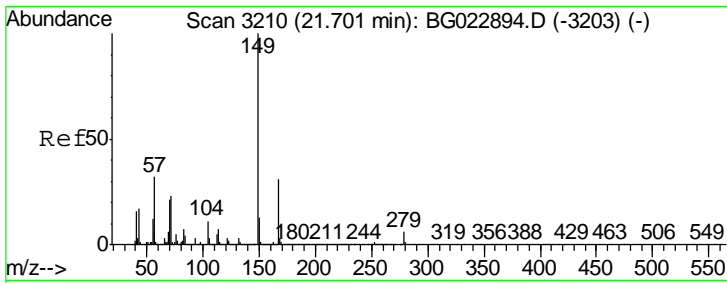
Tgt Ion	Resp	Lower	Upper
252	884163		
254	66.3	51.2	76.8
126	9.3	5.3	7.9#



#82  
 Chrysene  
 Concen: 40.02 ng  
 RT: 21.93 min Scan# 3249  
 Delta R.T. -0.00 min  
 Lab File: BG023183.D  
 Acq: 19 Jul 2016 19:33

Tgt Ion	Resp	Lower	Upper
228	2135628		
226	36.1	26.7	40.1
229	23.8	17.4	26.2

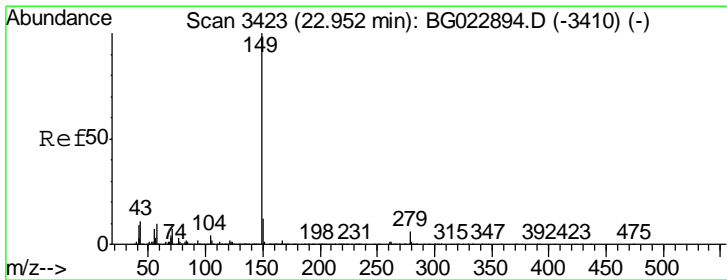
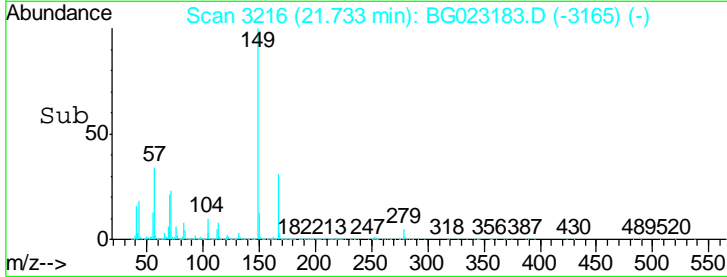
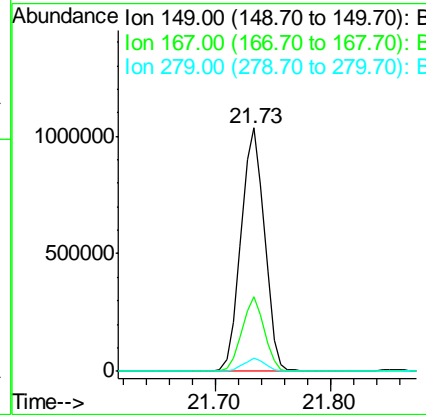
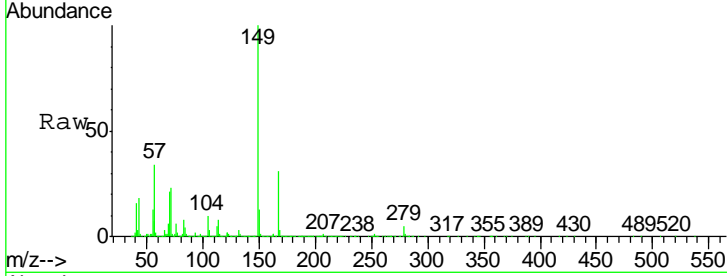




#83  
 Bis(2-ethylhexyl)phthalate  
 Concen: 46.50 ng  
 RT: 21.73 min Scan# 3216  
 Delta R.T. -0.00 min  
 Lab File: BG023183.D  
 Acq: 19 Jul 2016 19:33

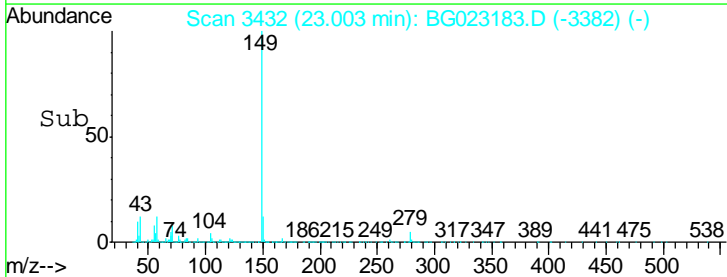
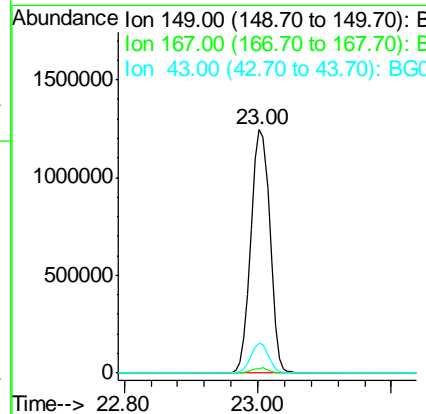
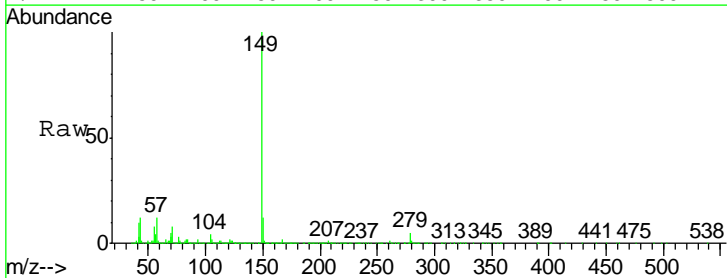
Instrument :  
 BNA\_G  
 ClientSampleId :  
 SSTDCCC040EC

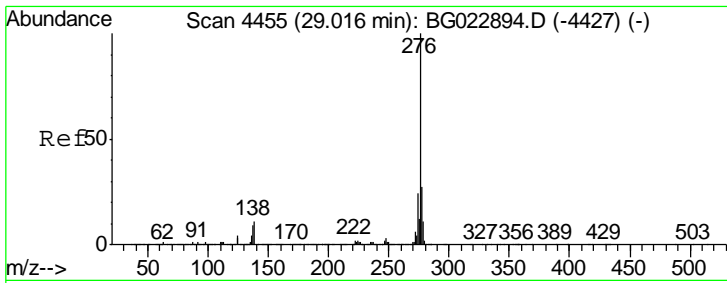
Tgt Ion	Resp	Lower	Upper
149	1461313		
167	30.5	24.0	36.0
279	5.3	4.8	7.2



#84  
 Di-n-octyl phthalate  
 Concen: 45.82 ng  
 RT: 23.00 min Scan# 3432  
 Delta R.T. -0.01 min  
 Lab File: BG023183.D  
 Acq: 19 Jul 2016 19:33

Tgt Ion	Resp	Lower	Upper
149	2401095		
167	1.9	1.5	2.3
43	11.3	8.8	13.2

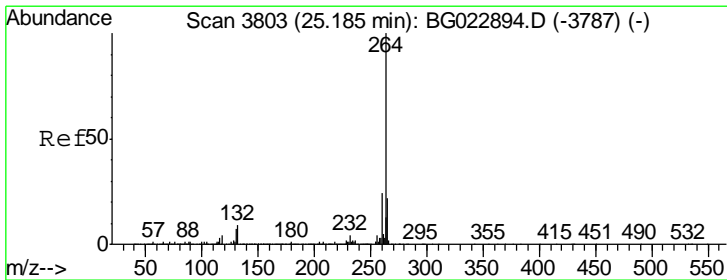
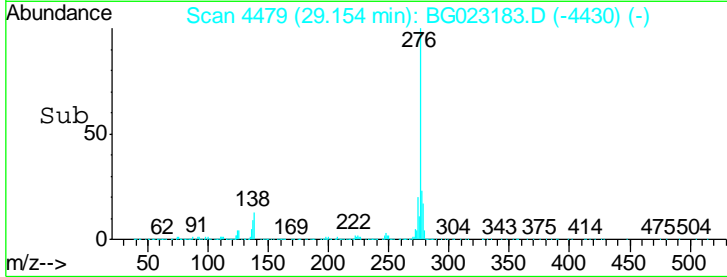
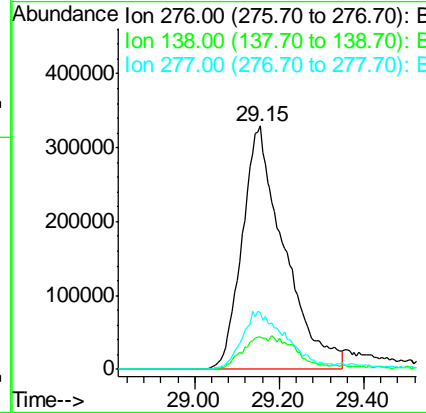
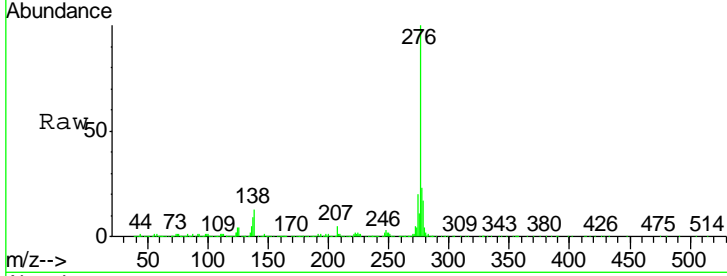




#85  
 Indeno(1,2,3-cd)pyrene  
 Concen: 33.21 ng  
 RT: 29.15 min Scan# 4479  
 Delta R.T. -0.01 min  
 Lab File: BG023183.D  
 Acq: 19 Jul 2016 19:33

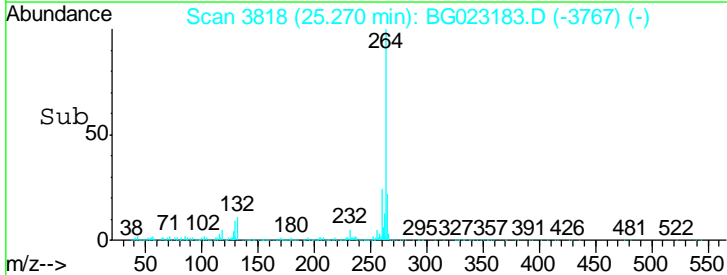
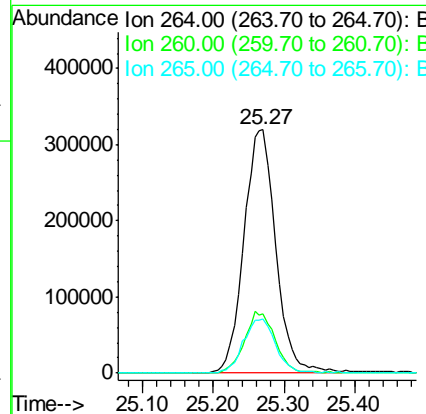
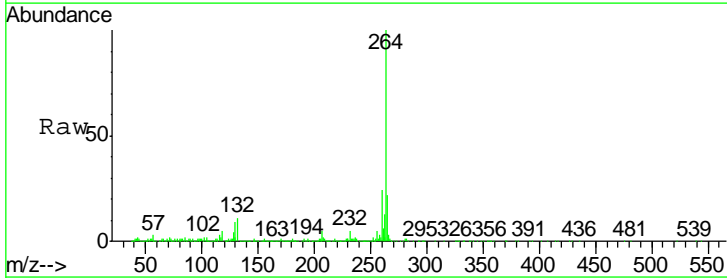
Instrument :  
 BNA\_G  
 ClientSampled :  
 SSTDCCC040EC

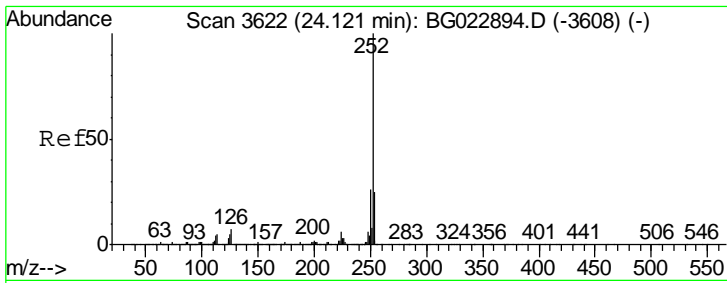
Tgt Ion	Resp	Lower	Upper
276	100		
138	7.8	0.0	0.0#
277	25.3	0.0	0.0#



#86  
 Perylene-d12  
 Concen: 20.00 ng  
 RT: 25.27 min Scan# 3818  
 Delta R.T. -0.00 min  
 Lab File: BG023183.D  
 Acq: 19 Jul 2016 19:33

Tgt Ion	Resp	Lower	Upper
264	100		
260	24.2	18.4	27.6
265	22.5	18.9	28.3



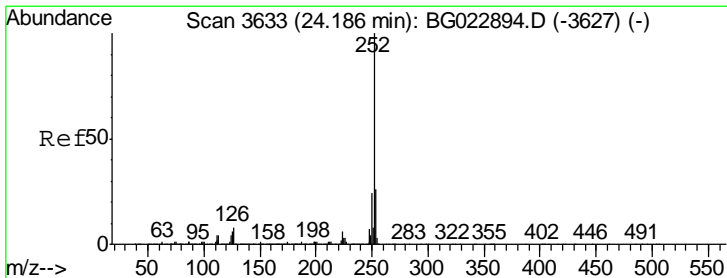
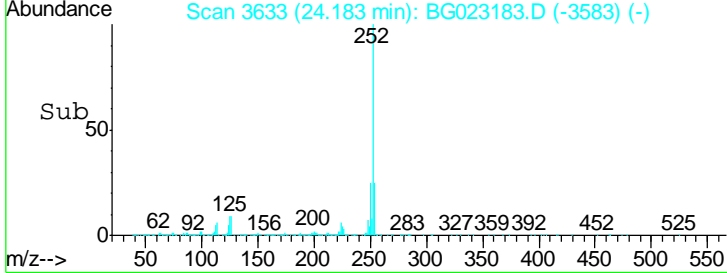
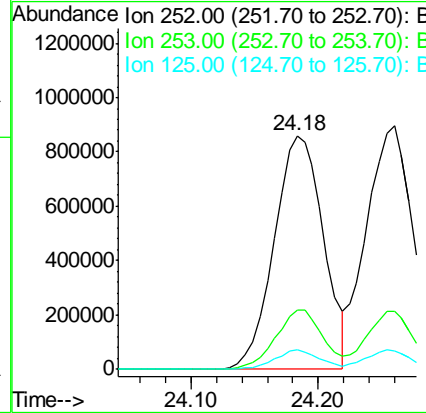
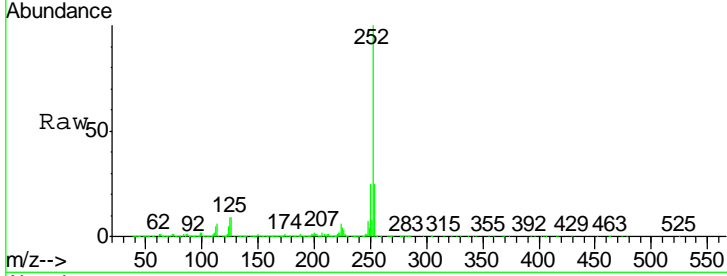


#87  
 Benzo(b)fluoranthene  
 Concen: 40.01 ng  
 RT: 24.18 min Scan# 3633  
 Delta R.T. -0.01 min  
 Lab File: BG023183.D  
 Acq: 19 Jul 2016 19:33

Instrument :  
 BNA\_G  
 ClientSampleId :  
 SSTDCCC040EC

Tgt Ion: 252 Resp: 2319614

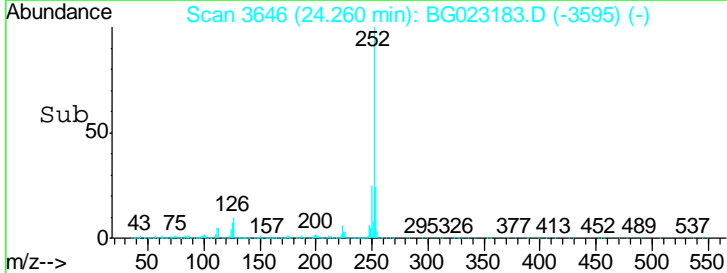
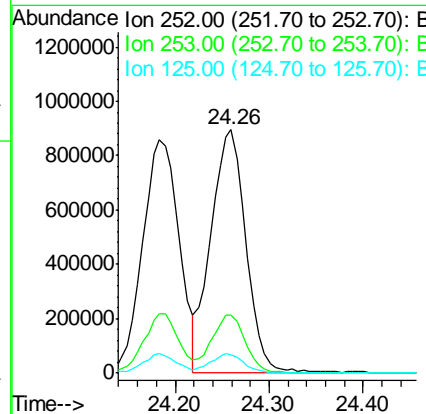
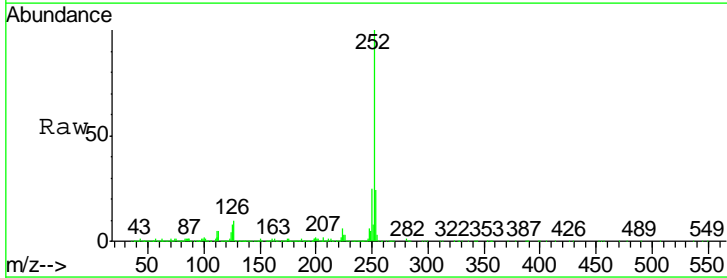
Ion	Ratio	Lower	Upper
252	100		
253	25.1	18.9	28.3
125	8.6	3.9	5.9#

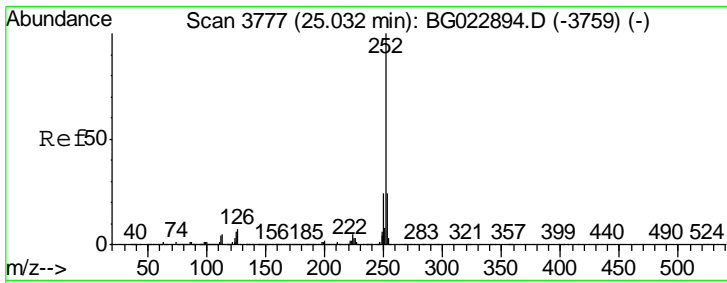


#88  
 Benzo(k)fluoranthene  
 Concen: 42.08 ng  
 RT: 24.26 min Scan# 3646  
 Delta R.T. -0.00 min  
 Lab File: BG023183.D  
 Acq: 19 Jul 2016 19:33

Tgt Ion: 252 Resp: 2315159

Ion	Ratio	Lower	Upper
252	100		
253	24.0	18.8	28.2
125	7.5	3.2	4.8#

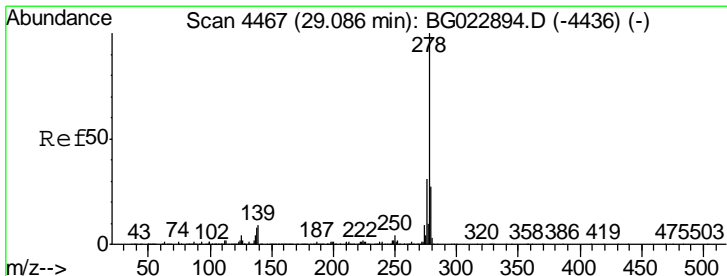
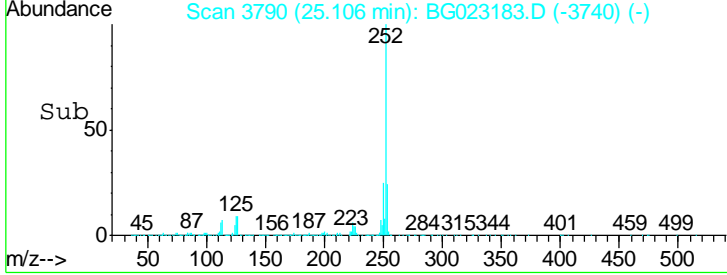
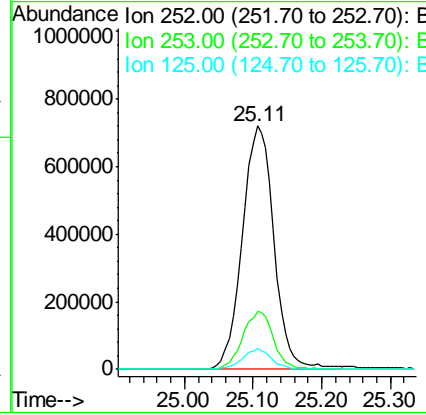
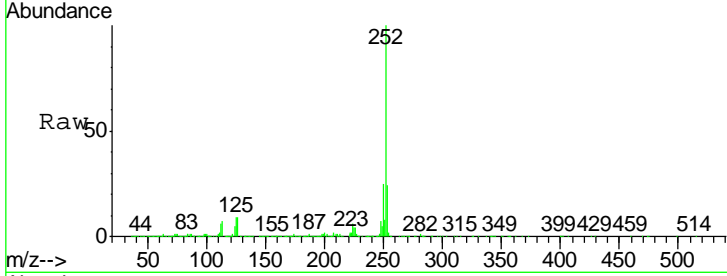




#89  
 Benzo(a)pyrene  
 Concen: 41.59 ng  
 RT: 25.11 min Scan# 3790  
 Delta R.T. -0.01 min  
 Lab File: BG023183.D  
 Acq: 19 Jul 2016 19:33

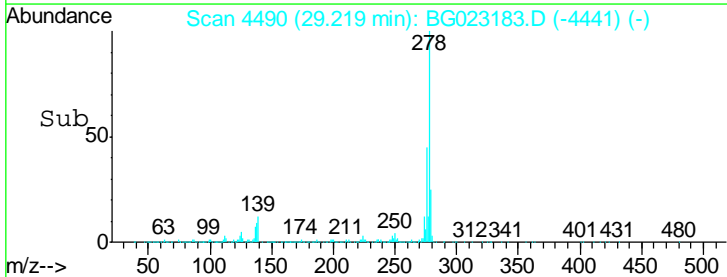
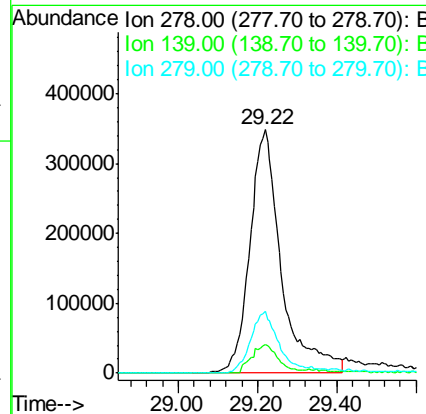
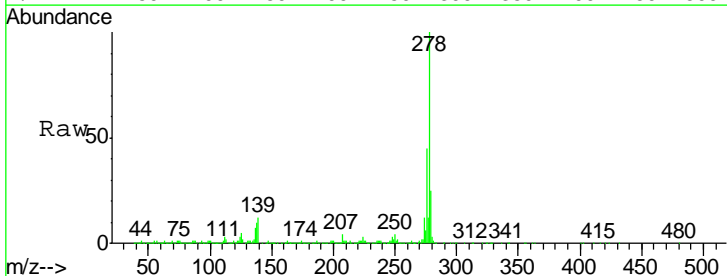
Instrument : BNA\_G  
 ClientSampleId : SSTDCCC040EC

Tgt Ion	Resp	Lower	Upper
252	100		
253	24.1	18.7	28.1
125	8.7	3.9	5.9#

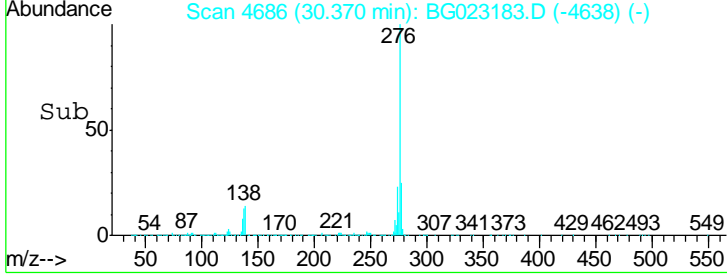
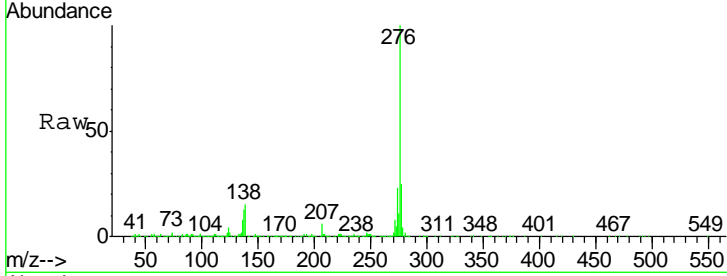
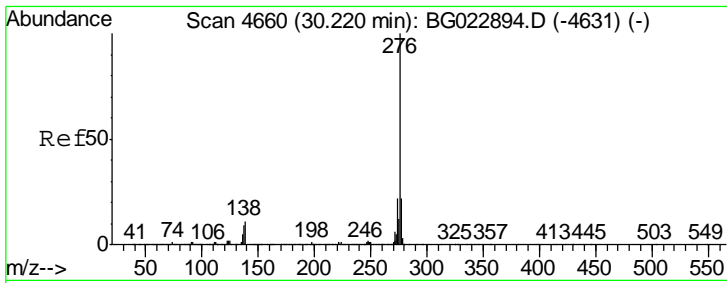


#90  
 Dibenzo(a,h)anthracene  
 Concen: 34.92 ng  
 RT: 29.22 min Scan# 4490  
 Delta R.T. -0.01 min  
 Lab File: BG023183.D  
 Acq: 19 Jul 2016 19:33

Tgt Ion	Resp	Lower	Upper
278	100		
139	11.9	4.7	7.1#
279	25.3	18.3	27.5







#91  
 Benzo(g,h,i)perylene  
 Concen: 31.74 ng  
 RT: 30.37 min Scan# 4686  
 Delta R.T. -0.02 min  
 Lab File: BG023183.D  
 Acq: 19 Jul 2016 19:33

Instrument :  
 BNA\_G  
 ClientSampleId :  
 SSTDCCC040EC

Tgt Ion: 276 Resp: 1752968

Ion	Ratio	Lower	Upper
276	100		
277	24.7	18.6	27.8
138	14.7	6.8	10.2#

